CATALOGUE 3

2012|2013

RockStar® – Heavy Duty Connectors

Catalogue

Weidmüller

«ЭЛЕКТРО-ПРОФИ» - http://www.ep.ru

Product Portfolio

Weidmüller is a leading international provider of solutions for electrical connectivity, transmission and conditioning of power, signal and data in industrial environments. The company with headquarters in Detmold/Germany develops, produces and sells products in the field of electrical connectivity and electronics worldwide.
www.power-signal-data.com

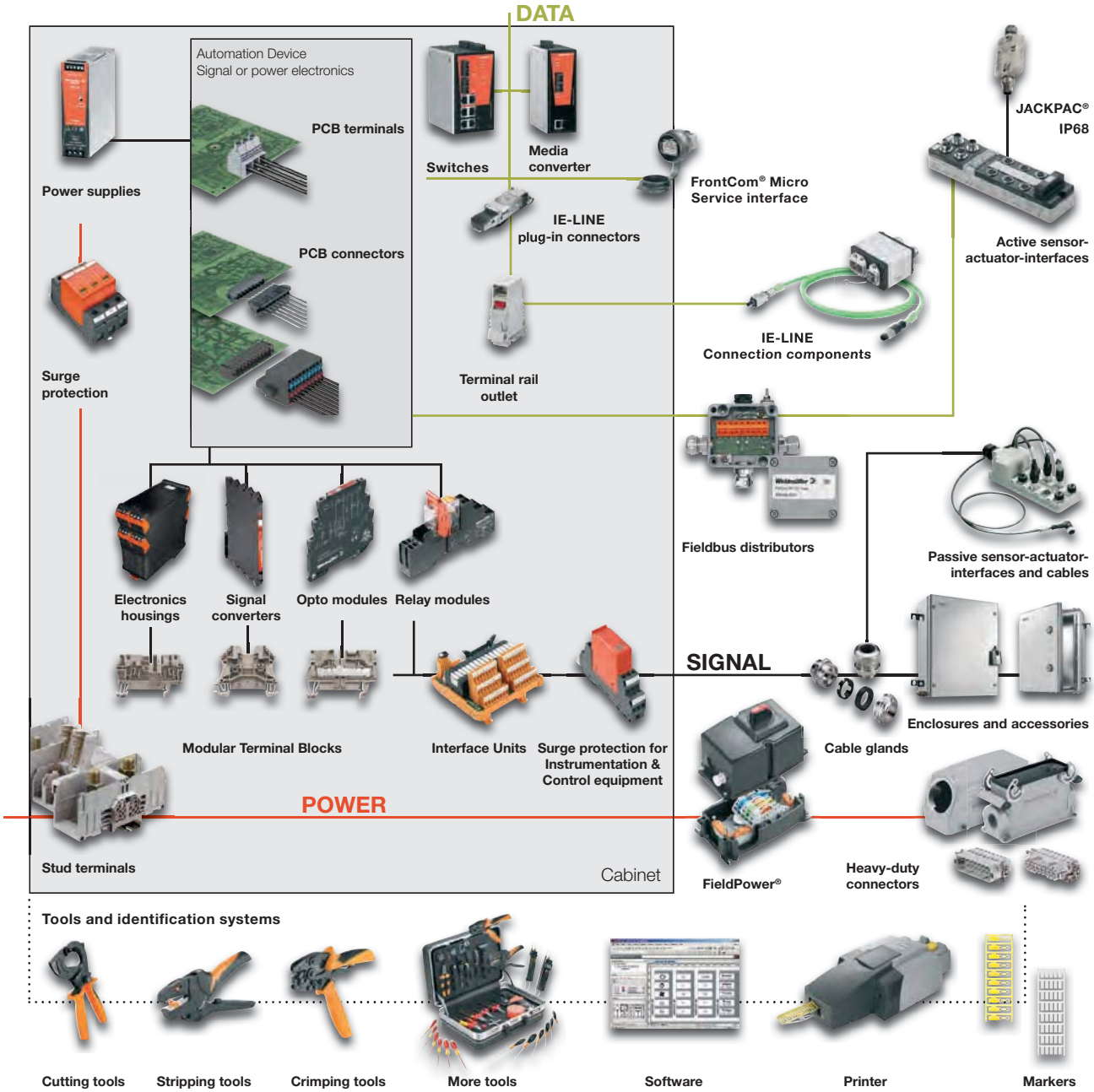

All the catalogues at a glance

		Order No.
Catalog 1	Modular Terminal Blocks	**5661400000**
Catalog 2	PCB Terminals, PCB Connectors and Housings for Electronics	**1250030000**
Catalog 3	RockStar® – Heavy Duty Connectors	**5664240000**
Catalog 4.1	Electronics – Analogue Signal Conditioning	**1203510000**
Catalog 4.2	Electronics – Relays and Optos	**1282330000**
Catalog 4.3	Electronics – Power Supplies	**1282390000**
Catalog 4.4	Electronics – Surge protection	**1271290000**

		Order No.
Catalog 4.5	Electronics – Interface units and PLC solutions	**1252080000**
Catalog 5	Enclosures and Cable Glands	**1274520000**
Catalog 6	Tools	**1161520000**
Catalog 7	Identification systems	**1125590000**
Catalog 8	Sensor Actuator Interface	**1235620000**
Catalog 9	Industrial Ethernet	**1274570000**
Product information	FieldPower® – decentralised power distribution	**1229860000**

«ЭЛЕКТРО-ПРОФИ» - http://www.ep.ru

RockStar® – Heavy Duty Connectors

RockStar® – Heavy Duty Connectors

Overview HDC

RockStar® inserts

RockStar® HighPower

RockStar® ConCept modular system

RockStar® Housings IP66 / NEMA Type 4X

RockStar® Housings IP68

RockStar® Heat Trace Connector

RockStar® Data Connectors

RockStar® Kits

RockStar® accessories

Tools

Cable entries

Identification systems

Appendix

Weidmüller Services

Index
Search according to Type or order number, Addresses worldwide

«ЭЛЕКТРО-ПРОФИ» - http://www.ep.ru

RockStar® – Heavy Duty Connectors

RockStar® inserts Page B.2

RockStar® HighPower Page C.2

RockStar® ConCept modular system Page D.2

RockStar® Housings IP66 / NEMA Type 4X Page E.2

RockStar® Housings IP68 Page F.2

RockStar® Heat Trace Connector Page G.2

RockStar® Data Connectors Page H.2

«ЭЛЕКТРО-ПРОФИ» - http://www.ep.ru

RockStar® – Heavy Duty Connectors

RockStar® Kits Page I.2

RockStar® accessories Page J.2



Tools Page K.2

Cable entries Page L.2

Identification systems Page M.2

RockStar® individual services Page V.2

«ЭЛЕКТРО-ПРОФИ» - http://www.ep.ru

«ЭЛЕКТРО-ПРОФИ» - http://www.ep.ru

Overview HDC

Overview HDC

Construction of heavy-duty connectors – fixed pole	A.2
Part codes for inserts	A.3
Overview of size 1 – fixed pole	A.4
Overview of sizes 2, 5, 7, 9 – fixed pole	A.5
Overview of sizes 3, 4, 6, 8, 10, 12 – fixed pole	A.6
Overview of size HQ – fixed-pole	A.8
Construction of heavy-duty connectors – modular	A.10
Overview of sizes 3, 4, 6, 8, 10, 12 – modular	A.11
Connection systems	A.12
Crimp contacts	A.14
Using wire-end ferrules	A.16
Tightening torques and screwing tools	A.17
RockStar® Housing types	A.18
Locking systems	A.20
Part codes for housings IP66	A.21
Part codes for covers	A.22
Part codes for housings IP68	A.23
Panel cut-out	A.24
Electrical data	A.26
EMC	A.30
Classes of protection	A.33
Chemical resistance	A.35
Safety information / standards	A.36

«ЭЛЕКТРО-ПРОФИ» - http://www.ep.ru

Construction of heavy-duty connectors – fixed pole

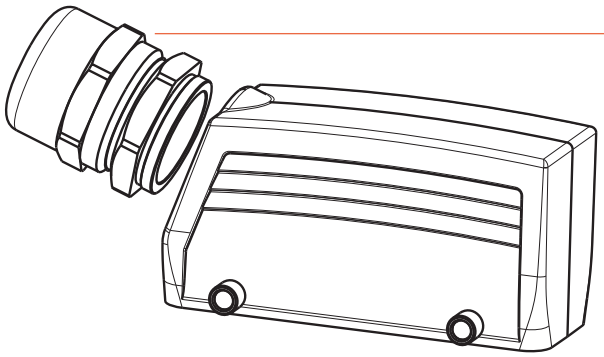

Cable gland

Hood

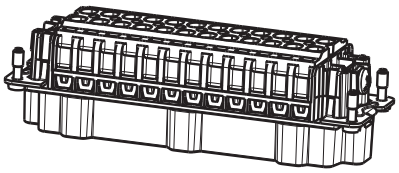

Male insert

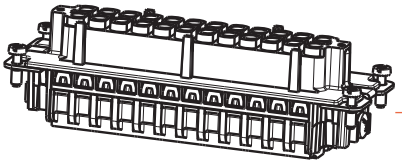

Female insert

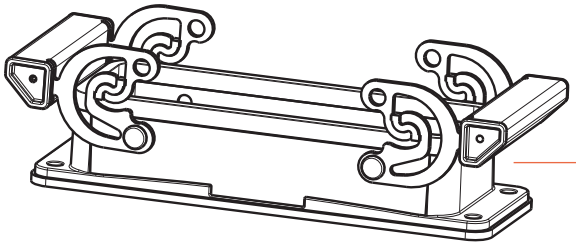

Bulkhead housing

«ЭЛЕКТРО-ПРОФИ» - http://www.ep.ru

Part codes for inserts

HDC = Name of product line

Type

No. of poles

F = Female
M = Male

S = Screw connection
T = Tension clamp connection
P = Push In connection
C = Crimp connection

1	2	3	4	5	6	7	8	9	10	11	12	3	14	15
H	D	C		H	A			4					M	S
H	D	C		H	E	E		4	6				M	C
H	D	C		H	D	D		1	4	4			F	C

«ЭЛЕКТРО-ПРОФИ» - http://www.ep.ru

Overview of size 1 – fixed pole

Size

1

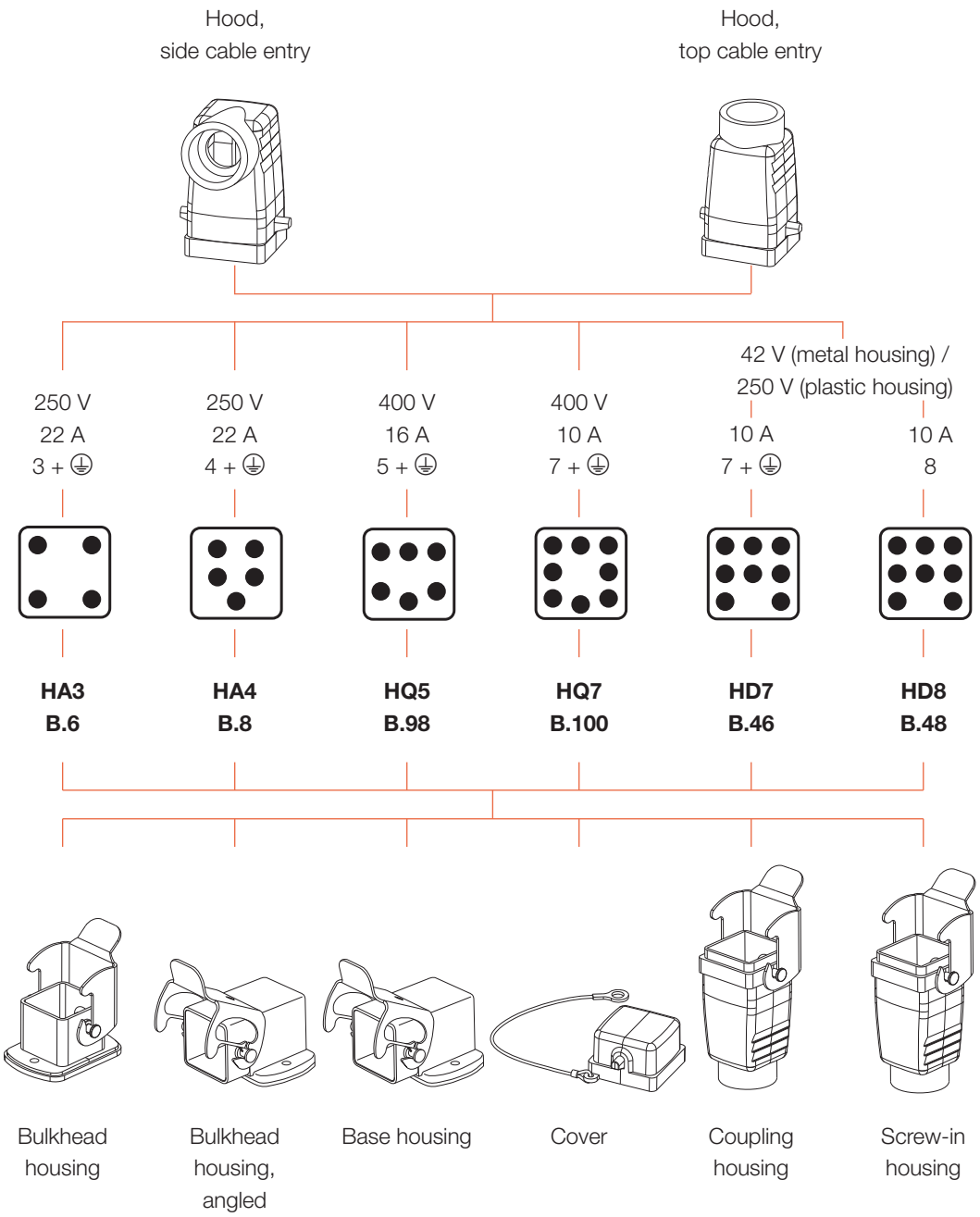

«ЭЛЕКТРО-ПРОФИ» - http://www.ep.ru

Overview of sizes 2, 5, 7, 9 – fixed pole

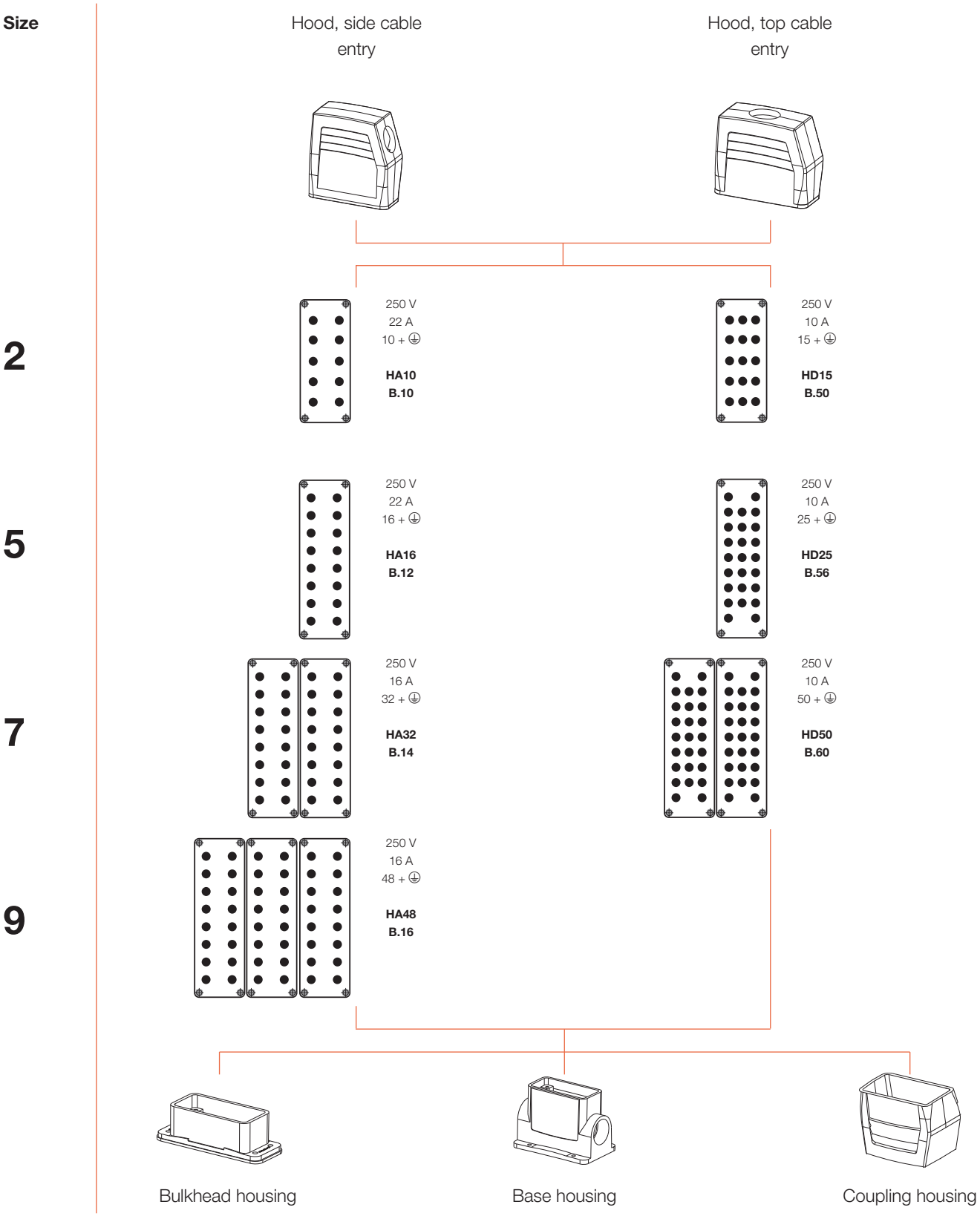

«ЭЛЕКТРО-ПРОФИ» - http://www.ep.ru

Overview of sizes 3, 4, 6, 8, 10, 12 – fixed pole

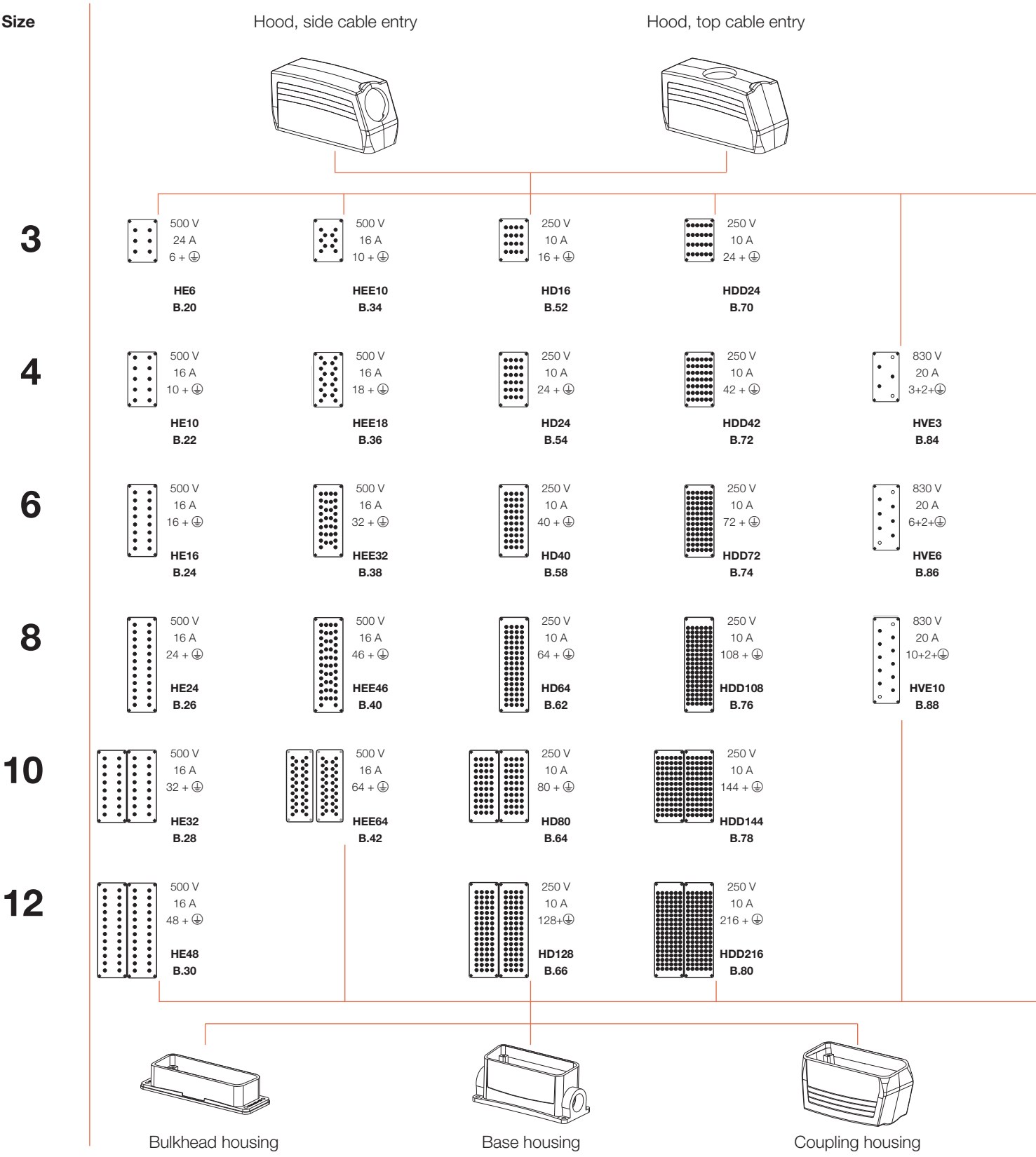

«ЭЛЕКТРО-ПРОФИ» - http://www.ep.ru

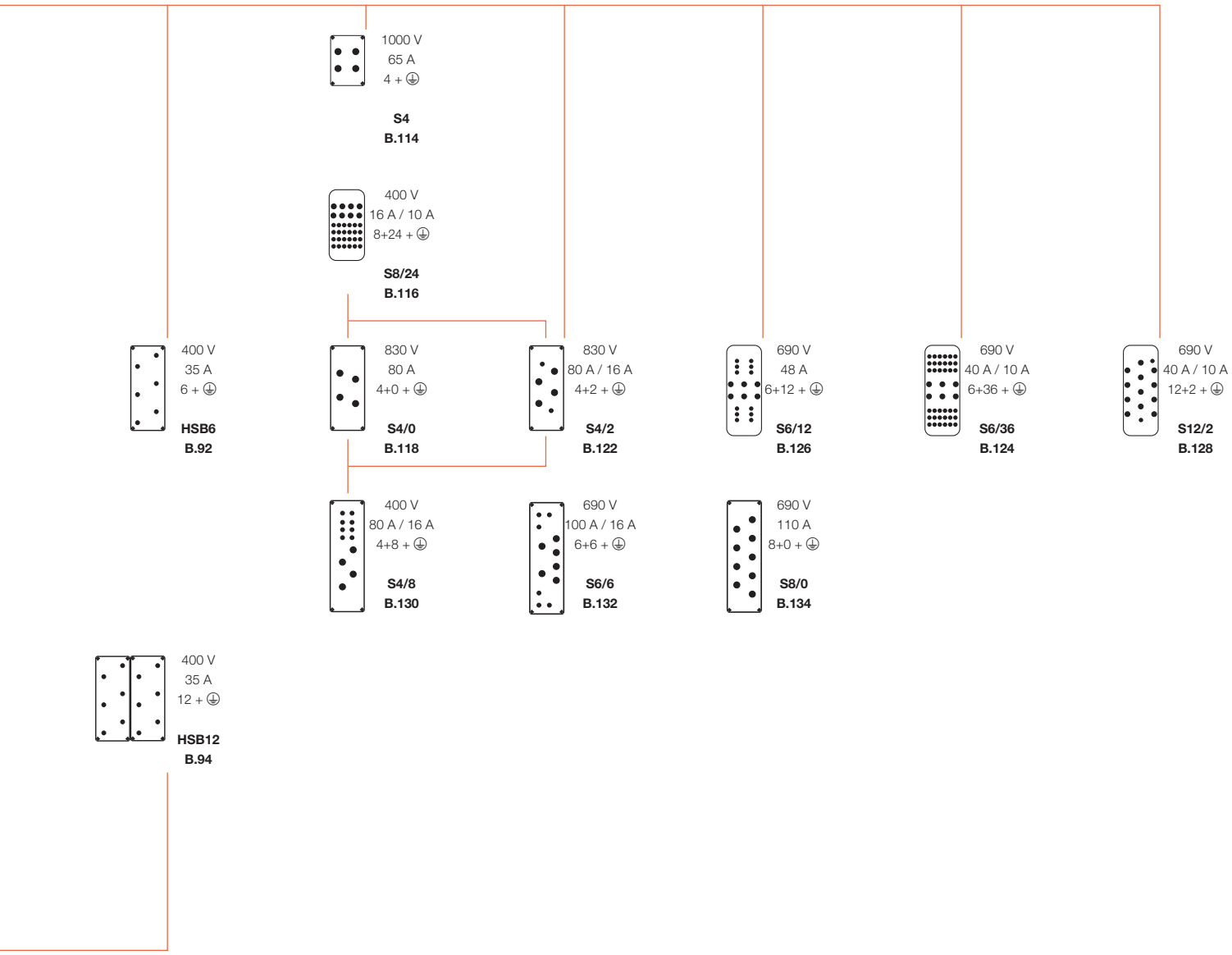

«ЭЛЕКТРО-ПРОФИ» - http://www.ep.ru

Overview of size HQ – fixed-pole

Size

HQ

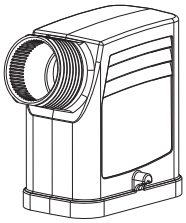

Hood, side cable entry

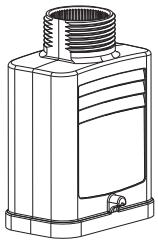

Hood, top cable entry

500 V
16 A
8 + ⏚

HQ8
B.102

250 V
10 A
17 + ⏚

HQ17
B.104

630 V
40 A
4+2 + ⏚



HQ4/2
B.106

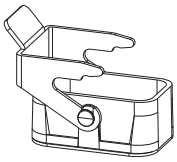

Bulkhead housing

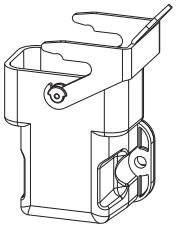

Bulkhead housing, angled

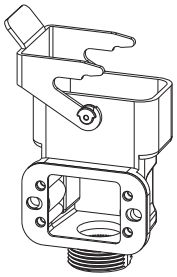

Base housing

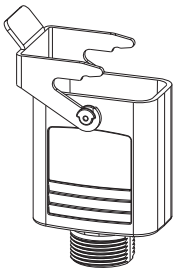

Coupling housing

Cover

«ЭЛЕКТРО-ПРОФИ» - http://www.ep.ru

«ЭЛЕКТРО-ПРОФИ» - http://www.ep.ru

Construction of heavy-duty connectors – modular

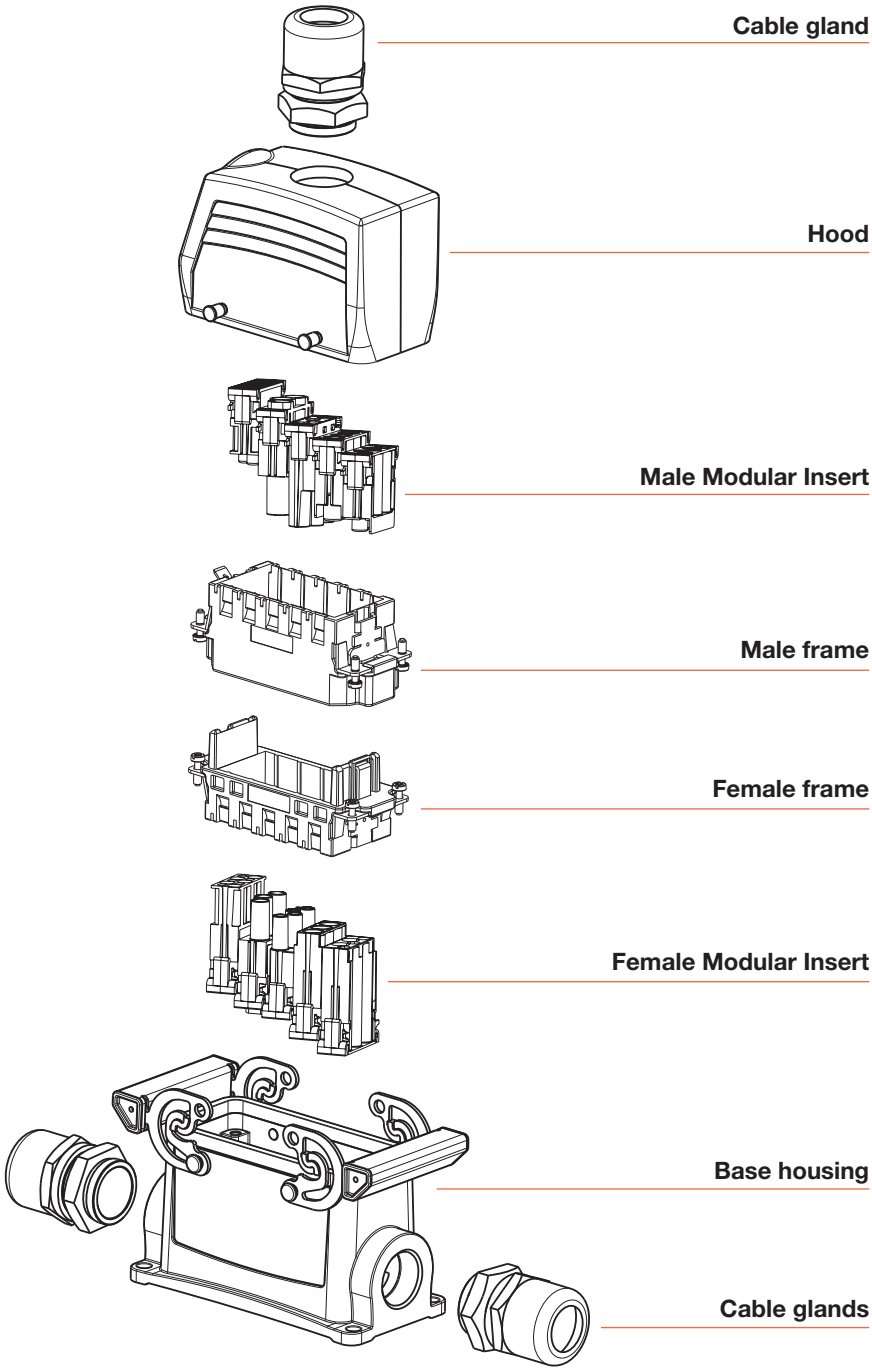

«ЭЛЕКТРО-ПРОФИ» - http://www.ep.ru

Overview of sizes 3, 4, 6, 8, 10, 12 – modular

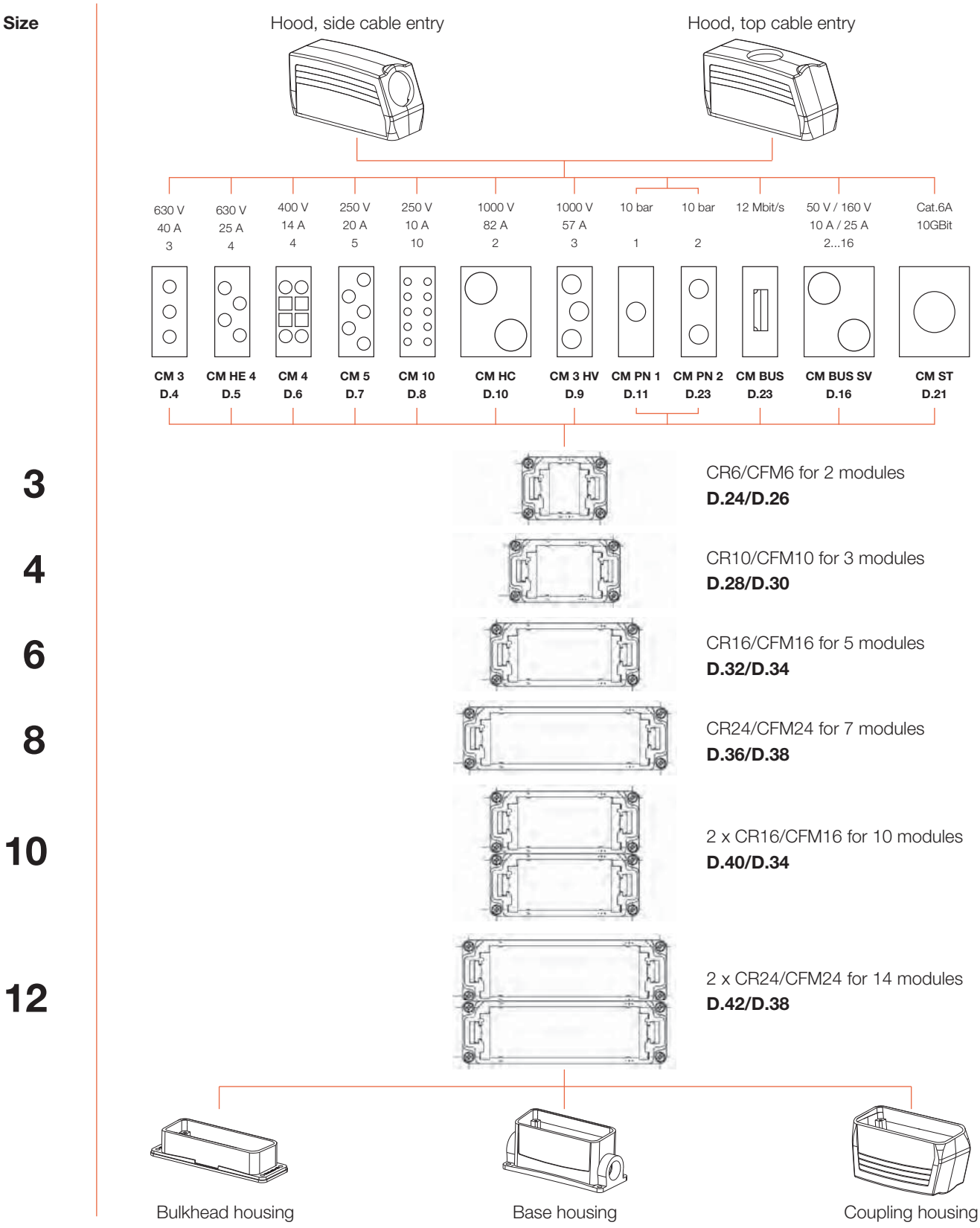

«ЭЛЕКТРО-ПРОФИ» - http://www.ep.ru

Connection systems

Weidmüller offers RockStar® connectors with five different connection systems:

Tension clamp, screw, crimp, axial screw and PUSH IN wire connections

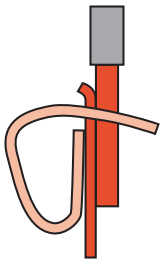

Tension clamp connection
The **Weidmüller tension clamp system** functions similarly to the tried-and-tested clamping yoke. Here again, the mechanical and electrical functions are kept separate. The tension spring, made from high-quality rustproof and acid-proof steel, pulls the conductor against the tin-plated copper current bar. Treating the copper in this way ensures low contact resistance and high corrosion resistance. The compensating effect of the tension spring ensures a secure contact for the lifetime of the terminal. The tension-clamp wire connections are resistant to vibrations and have a high wire pull-out force.

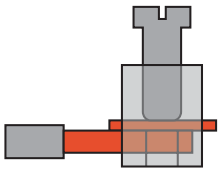

Screw connection
Screw connection systems are easy to handle and are known worldwide; this is an important point to consider for mounting and maintenance tasks which are spread throughout the world. Screw connections which are based on a clamping-type body offer a gas-tight, vibration-proof connection for connected wires. They also feature excellent contact force. This system is therefore perfectly suited for use in corrosive environments. The passivated silver surfaces ensure even more resistance against corrosion. The Weidmüller clamping-style body is perfectly suited for connecting solid-core and flexible stranded conductors. A wire-protection frame ensures that finely-stranded wires will not splice off.

In the **crimping** method, the wires are fed into a metal sleeve, which is then squeezed together with a special tool. This means the connection is now corrosion and vibration proof. The contacts can be crimped on the conductor outside of the connector and then inserted into the connector.

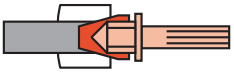

The advantage of the **axial screw connection** is the small space taken up by the contact. The axial screw connection is also extremely easy to use. To make up the connection, the tool and conductor are held in a line. Just three steps are needed for a secure connection: strip the conductor, insert the wire into the contact chamber, screw in the contact – that's all!

PUSH IN

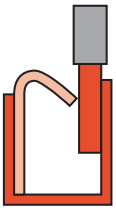

PUSH IN connection technology
With the **PUSH IN connection system,** the stripped solid-core conductor is simply inserted into the terminal point until it butts against the end stop. And then it is ready. No tool is required and the result is a reliable, vibration-resistant and gas-tight connection. Even flexible conductors with crimped wire end ferrules or ultrasonic-welded conductors can be connected without any problems. A stainless steel compression spring, which is fitted in a separate housing, guarantees a high contact force between the conductor and the current bar (tin-plated copper). The pull-out force for this system is even higher than that for the tension clamp system. Spring and conductor stops in a steel housing ensure optimum connection conditions and a guide for the screwdriver needed to detach the conductor.

«ЭЛЕКТРО-ПРОФИ» - http://www.ep.ru

An overview of the wire connection types for our fixed-pole connector inserts

Products	Tension clamp connection	PUSH IN connection	Axial screw connection	Screw connection	Screw connection with wire protection mechanism	Crimp connection
HDC HA (3-4 pole)				✓		
HDC HA (10-48 pole)	✓				✓	✓
HDC HE	✓	✓			✓	✓
HDC HEE						✓
HDC HD						✓
HDC HDD						✓
HDC HVE	✓				✓	
HDC HSB					✓	
HDC HQ						✓
HDC S4			✓			
HDC S4/0			✓	✓		
HDC S4/2				✓		
HDC S6/12			✓			
HDC S4/8				✓		
HDC S3/36						✓
HDC S8/24						✓
HDC S12/2						✓
HDC S6/6			✓			
HDC S8/0			✓			
HDC HighPower 250 A						✓
HDC HighPower 550 A						✓

«ЭЛЕКТРО-ПРОФИ» - http://www.ep.ru

Crimp contacts

Crimp contacts

Whereas the contacts for screw, axial screw, tension clamp and PUSH IN connections are already built in, you can choose the appropriate contact for a crimp connection.

The heart of a connector is its contacts. They make up the actual connection between two conductors. Two types of contacts make this possible: pins and sockets (male and female). The pin conducts the electrical current on its outer surface and is introduced into the socket, which conducts the electrical current on its inner surface. Heavy-duty connectors have copper alloy contacts and the contact surfaces are plated with gold or silver: silver improves conductivity, gold is corrosion-proof.

Crimp contacts are available in turned, solid form.

Selection of silver or gold-plated contacts

When using plug-in connectors under standard conditions, the resistance between the contacts has little effect. Even heavily corroded silver-coated contact pins and sockets do not exhibit any contact problems.

The situation is different where there are very small currents in extreme applications such as those in electroplating shops, tunnels or in cellulose processing. The silver oxide layer on the surface of the contacts forms an electrical resistance with capacitive, inductive and ohmic components. As a result, the original signal is distorted so much that the recipient is unable to detect it properly and interprets it incorrectly. This results in faults and, indirectly, to damage to machines and processes. Gold-plated contacts should be used in such cases.

The rule of thumb is: use gold-coated contacts for currents < 5 mA and voltages of up to 5 V.

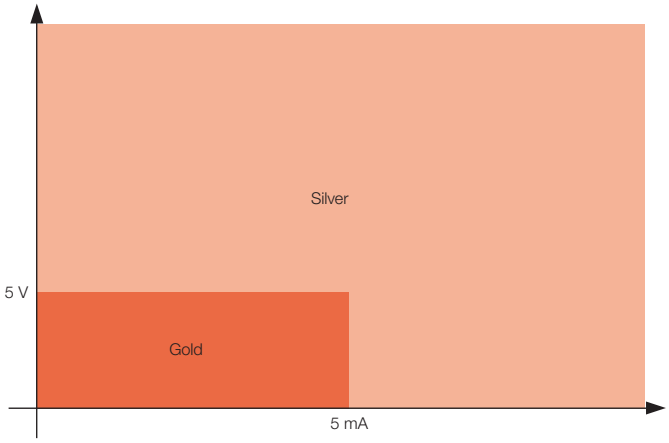

«ЭЛЕКТРО-ПРОФИ» - http://www.ep.ru

Overview of crimp contacts

	Article	Properties		Usage
	HD-, HDD contacts	Rated current: Cross-section: Surface finish:	10 A 0.14-2.50 mm² AWG: 26…14 gold-plated silver-plated	HD Series HDD Series CM 10 CM BUS SV
	HE-, HEE contacts	Rated current: Cross-section: Surface finish:	16 A 0.5-4.00 mm² AWG: 20…12 gold-plated silver-plated	HA Series HE Series HEE Series HQ - Series MixMate Series CM HE 4 CM BUS SV
	CM-5 contacts	Rated current: Cross-section: Surface finish:	20 A 0.75-4.00 mm² AWG: 20…12 silver-plated	CM 5
	HX contacts	Rated current: Cross-section: Surface finish:	40 A 1.5-6.00 mm² AWG: 16…10 silver-plated	HQ Series MixMate Series
	CM-3 contacts	Rated current: Cross-section: Surface finish:	57 A 1.5-10.00 mm² AWG: 16…7 silver-plated	CM 3 CM 3 HV
	HP contacts	Rated current: Cross-section: Surface finish:	250 A / 550 A 25-240 mm² silver-plated	HighPower Series

«ЭЛЕКТРО-ПРОФИ» - http://www.ep.ru

Using wire-end ferrules

Type of connection	Series	HA	HE	HVE	HSB
Screw	Clamping range [mm²]	0.5 – 2.5	0.5 – 2.5	0.5 – 2.5	–
	Clamping range [AWG]	20 – 12	20 – 14 (12) [1]	20 – 14 (12) [1]	–
	Ferrules with collars	H0.5/14 – H2.5/14 H0.5/16 – H2.5/16	H0.5/14 – H2.5/14 [2] H0.5/16 – H2.5/16 [2]	H0.5/14 – H2.5/14 [2] H0.5/16 – H2.5/16 [2]	–
	Ferrules without collars	H0.5/10 – H2.5/10	H0.5/10 – H2.5/10	H0.5/10 – H2.5/10	–
	Twin wire-end ferrules with collars	H0.5/16.5 (ZH) H0.5/18.5 (ZH) H0.75/17 (ZH) H1.0/20 (ZH) H1.5/20 (ZH)	H0.5/18.5 (ZH) H1.0/20 (ZH) [3] H1.5/20 (ZH) [3]	–	H0.5/15 (ZH) H0.5/16.5 (ZH) H0.5/18.5 (ZH) H0.75/15 (ZH) H0.75/17 (ZH) H1.0/15 (ZH) H1.0/20 (ZH) H1.5/16 (ZH) H1.5/20 (ZH) H2.5/18.5 (ZH)
	Crimp tool	PZ4 [2], PZ6, PZ6/5	PZ4 [2], PZ6, PZ6/5 PZ6 Hex [2]	PZ4 [2], PZ6, PZ6/5 PZ6 Hex [2]	–
	Screwdriver	SDK PH0 SD 0.5x 3.0	SDK PH0 SD 0.5x 3.0	SDK PH0 SD 0.5x 3.0	–
	Tightening torque	0.5 Nm	0.5 Nm	0.5 Nm	–
Tension clamp	Clamping range [mm²]	0.25 – 1.5 2.5 solid core	0.25 – 2.5	0.25 – 2.5	–
	Clamping range [AWG]	24 – 14 [4]	24 – 14	24 – 14	–
	Ferrules with collars	H0.5/14 – H1.5/14 [4] H0.5/16 – H1.5/16 [4]	H0.5/14 – H2.5/14 [2]	H0.5/14 – H2.5/14 [2]	–
	Ferrules without collars	H0.5/10 – H1.5/10 [4]	–	–	–
	Twin wire-end ferrules with collars	–	H0.5/15 (ZH) [5 or 6] H0.75/15 (ZH) [5 or 6] H1.0/15 (ZH) [5 or 6] H1.5/16 (ZH) [5 or 6]	–	–
	Crimp tool	PZ4, PZ6, PZ6/5	PZ4 [7], PZ6, PZ6/5	PZ4 [7], PZ6, PZ6/5	–
	Screwdriver	SD 0.5x 3.0	SD 0.6x 3.5	SD 0.6x 3.5	–
PUSH IN	Clamping range [mm²]	–	solid 0.5 – 4 mm² flexible with ferrule 0.5 – 2.5 mm²	–	–
	Clamping range [mm²]	–	20 – 12	–	–
	Ferrules with collars	– – –	H0.5/14 – H1.5/14 H0.5/16 – H1.5/16 H0.75/18 – H2.5/18 [2]	– – –	– – –
	Ferrules without collars	– –	H0.5/10 – H2.5/10 [2] H1.5/12 – H2.5/12 [2]	– –	– –
	Twin wire-end ferrules with collars	–	H0.5/18.4 ZH 500 V / 6 kV / 3 H1/20 ZH 400 V / 6 kV / 3 500 V / 6 kV / 3 only with protection degree of at least IP54 H1.5/20 ZH 400 V / 6 kV / 3 500 V / 6 kV / 3 only with protection degree of at least IP54	–	–
	Ferrules crimped with	–	PZ4. PZ6. PZ6/5. PZ6 Hex	–	–
PE contact	Clamping range [mm²]	0.5 – 4.0 0.5 – 2.5 flexible	0.5 – 4	0.5 – 4	–
	Clamping range [AWG]	20 – 12	20 – 12	20 – 12	–
	Ferrules with collars	H0.5/16 – H2.5/16	H0.5/16 – H4/16	H0.5/16 – H4/16	–
	Ferrules without collars	H0.5/10 – H2.5/10	H0.5/10 – H4/10	H0.5/10 – H4/10	–
	Ferrules crimped with	PZ4 [2], PZ6, PZ6/5	PZ4, PZ6, PZ6/5, PZ6 Hex	PZ4, PZ6, PZ6/5, PZ6 Hex	–
	Screwdriver	PH 1	PH 1	PH 1	–
	Tightening torque	1.2 Nm	1.2 Nm	1.2 Nm	–

[1] Depending on the diameter of the insulation, the max. AWG wire may need to be pushed in with some force.
[2] The 2.5mm² wire must be inserted with some force.
[3] When the rated voltage is reduced to 400 V / 6 kV / 3 or with a protection degree of at least IP54.
[4] Only by tilting the screwdriver can the clamping point be opened all the way.
[5] Wire-end ferrules may be used when the rated voltage is reduced to 400 V / 6 kV / 3.
[6] When the protection degree is at least IP54, the creepage and clearance distances within the encapsulation may be rated for a lower pollution degree. (DIN EN 61984) For this encapsulation, the use of wire-end ferrules is possible with 500 V / 6 kV / 3.
[7] The PZ4 crimping tool should not be used with the max. wire size.

The connector inserts can be combined with wire-end ferrules in other ways depending on the available clamping range and the type of cable being used. We would be happy to take a look at the technical feasibility of your specific application.

«ЭЛЕКТРО-ПРОФИ» - http://www.ep.ru

Tightening torques and screwing tools

Screw size	Connector type	Dia. tightening torque in Nm	Recommended blade inserts and AF size for hexagon socket
M 2.5	**Signal contacts**		
	S 6/6	0.5 - 0.55	SD 0.6 x 3.5 mm or PZ0
	S 6/12	0.5 - 0.55	SD 0.6 x 3.5 mm or PZ0
M 2.9 x 0.5	**Fastening screws**		
	HQ 4/2	0.8 (plastic) / 1.1 (metal)	SD 0.6 x 3.5 mm or PH0
	HQ 8	0.8 (plastic) / 1.1 (metal)	SD 0.6 x 3.5 mm or PH0
	HQ 17	0.8 (plastic) / 1.1 (metal)	SD 0.6 x 3.5 mm or PH0
M 3	**Contact screws**		
	HA 3	0.5 - 0.55	SD 0.5 x 3.0 mm
	HA 4	0.5 - 0.55	SD 0.5 x 3.0 mm
	HA 10 bis HA 48	0.5 - 0.55	SD 0.6 x 3.5 mm or PH0
	HE	0.5 - 0.55	SD 0.6 x 3.5 mm or PZ0
	HVE	0.5 - 0.55	SD 0.6 x 3.5 mm or PZ0
	Signal contacts:		
	S 4/2	0.5 - 0.55	SD 0.6 x 3.5 mm or PZ0
	S 4/8	0.5 - 0.55	SD 0.6 x 3.5 mm or PZ0
	PE connection via female contact		
	S 4	0.5 - 0.8	SD 0.6 x 3.5 mm
	ConCept modular frame, metal	0.5 - 0.55	SD 0.6 x 3.5 mm
	PE terminal		
	HQ 5	0.5 - 0.55	SD 0.6 x 3.5 or 0.8 x 4 mm
	HQ 7	0.5 - 0.55	SD 0.6 x 3.5 or 0.8 x 4 mm
	Fastening screws	0.5 - 0.55	SD 0.6 x 3.5 mm or PZ0
	Guide pin	0.5 - 0.55	SD 0.6 x 3.5 mm or PZ0
	Guide bush	0.5 - 0.55	SD 0.6 x 3.5 mm or PZ0
	Coding pins	0.5 - 0.55	SD 0.6 x 3.5 mm or PZ0
M 4	**Contact screws**		
	HSB	1.2 - 1.5	SD 0.6 x 3.5 or 0.8 x 4 mm or PZ1
	PE connection via male contact		
	S 4	0.5 - 0.8	SD 0.6 x 3.5 mm
	ConCept modular frame, metal	1.2 - 1.5	SD 0.6 x 3.5 mm
	PE terminal		
	HA	1.2 - 1.5	SD 0.6 x 3.5 or 0.8 x 4 mm or PH1
	HE	1.2 - 1.5	SD 0.6 x 3.5 or 0.8 x 4 mm or PH1
	HEE	1.2 - 1.5	SD 0.6 x 3.5 or 0.8 x 4 mm or PH1
	HVE	1.2 - 1.5	SD 0.6 x 3.5 or 0.8 x 4 mm or PH1
	HD	1.2 - 1.5	SD 0.6 x 3.5 or 0.8 x 4 mm or PZ1
	HDD	1.2 - 1.5	SD 0.6 x 3.5 or 0.8 x 4 mm or PZ1
	S 6/6 (for signal contacts)	1.2 - 1.5	0.8 x 4 mm or PZ1
	ConCept modular frame, plastic	1.2 - 1.5	0.8 x 4 mm or PZ1
M 5	**PE terminal**		
	HSB	2 - 2.5	SD 1 x 5.5 mm or PZ2
	S 4/0 (Screw connection)	2 - 2.5	SD 1.2 x 6.5 mm or PH2
	S 4/0 (Axial screw connection)	2 - 2.5	SD 0.8 x 4 mm or PZ 2
	S 4/2	2 - 2.5	SD 1.2 x 6.5 mm or PH2
	S 4/8	2 - 2.5	SD 1.2 x 6.5 mm or PH2
	S 6/12	2 - 2.5	SD 0.8 x 4 mm or PZ 2
	S 6/36	2 - 2.5	SD 1.2 x 6.5 mm or PH2
	S 8/24	2 - 2.5	SD 1.2 x 6.5 mm or PH2
	S 12/2	2 - 2.5	SD 1.2 x 6.5 mm or PH2
M 6	**Power contacts**		
	S 4/0 (Screw connection)	1.2 (1.5 mm^2) / 2 (2.5 mm^2) / 3 (4-16 mm^2)	SD 0.8 x 4 mm
	S 4/2	1.2 (1.5 mm^2) / 2 (2.5 mm^2) / 3 (4-16 mm^2)	SD 0.8 x 4 mm
	S 4/8	1.2 (1.5 mm^2) / 2 (2.5 mm^2) / 3 (4-16 mm^2)	SD 0.8 x 4 mm
M 7 x 0.75	**Power contacts**		
	S 4	1.1 – 1.7	SW 2
	S 6/6 (+ PE)	6 – 8	SW 4
M 8 x 0.75	**Power contacts**		
	S 6/12	1.1 – 1.7	SW 2
	S 8/0 (+ PE)	6 (10-16 mm^2) - 7 (25 mm^2)	SW 4
M10 x 1	**Power contacts**		
	S 4/0 (Axial connection)	2 – 3	SW 3

Increasing the tightening torque does not improve the contact resistance. The stated torque settings offer optimal mechanical, thermal and electrical conditions. Exceeding the recommended values may even damage the conductor and terminal.

«ЭЛЕКТРО-ПРОФИ» - http://www.ep.ru

RockStar® Housing types

Housing IP66 / NEMA Type 4X

The housing and the interlock mechanism on a connector protect the contacts from exterior mechanical influences (ie. shock, contamination, dust, accidental touching, moisture penetration, water and liquids such as cleaning solvents, coolants and oils). The durable RockStar® housings are produced with the highest quality standards; they provide IP66 protection and are resistant to corrosion and impacts. All housings come standard with a stainless steel interlock. A special die-cast alloy and the multi-level surface finish combine to deliver the ultimate protection against extreme conditions and ensure that the housings keep their visual appeal.

Applications:
- General mechanical engineering
- Materials handling and factory construction
- Packaging machines
- Transport and traffic engineering
- Energy technology
- Lighting and stage equipment
- Fairground rides
- Process engineering

Features:
- Tightness at least IP66 to IEC 60529
- Tightness NEMA Type 4X
- Scratch-resistant, corrosion-proof, long-lasting

Design:
- Cast aluminium alloy
- Multistage surface coating
- Colour: grey, similar to RAL 9006
- 2 versions, standard and high
- 11 sizes

Interlock system
- Clamp lock in different versions of rustproof stainless steel

HQ Series Housings, IP66 / NEMA Type 4X

The HQ connector series has a very compact housing with IP66 protection. It is available in either plastic or metal. The full industrial capability of these products makes them a perfect match for the main usage in materials handling applications. The HQ housing series is particularly important for connecting motor starters and frequency converters. It is also the ideal extension for setting up a decentralised power distribution system based on FieldPower®.

Applications:
- General machine construction
- Materials handling and factory construction
- Decentralised automation

Features:
- Tightness: at least IP66, acc. to IEC 60529
- Tightness: NEMA Type 4X
- Complies with VDE and ISO 23570 (DESINA)
- Scratch-proof, corrosion resistant and durable

Design:
- Plastic housing: polycarbonate, glass-fibre reinforced; Colour: grey, similar to RAL 7032
- Metal housing: die-cast zinc, nickel-plated, multi-level surface coating, EMC properties
- Cable outlet is straight or angled

Interlock system
- Clamp interlock made from rust-free stainless steel

«ЭЛЕКТРО-ПРОФИ» - http://www.ep.ru

Housing IP68 – the highest degree of sealing

The IP68 housings have been developed for use under extreme environmental conditions. The high degree of protection (IP68 and IP69K) and the excellent resistance to vibration and shock guarantee fail-safe operation when heavy-duty connectors are used in vehicles and under tough climatic conditions. If you want to protect your delicate interfaces from EMC emissions, these connectors are the right choice for you.

Applications:
- Transport and traffic engineering
- Energy technology
- Applications with extreme protection class requirements

Features:
- Tightness IP68 / 5 bar to IEC 60529
- IP69K impermeability according to DIN 40050-9
- Scratch-proof, corrosion resistant, impact resistant and durable

Design:
- Cast aluminium alloy
- Multistage surface coating
- Optimised construction for high impact resistance and EMC
- Colour: black RAL 9005
- 5 sizes; size 8 also in XXL

Interlock system
- Screw cap with internal/external hex drive

«ЭЛЕКТРО-ПРОФИ» - http://www.ep.ru

Locking systems

One longitudinal locking clamp on housing bottom

- Manual operation – no tools required
- 2 locking points – along the longitudinal axis
- Good for lengthwise alignment
- Interlock system made from rust-free stainless steel

One central locking clamp on housing top

- Manual operation – no tools required
- 2 locking points along the transverse axis
- Easily accessible from above where space is limited
- Made from rust-free stainless steel

Two transverse locking clamps on housing bottom

- Manual operation – no tools required
- 4 locking points – good sealing effect
- Easily accessible when the cable inlet is in the plugging direction
- Good for aligning side by side
- Made from rust-free stainless steel

Screw fastening

- Uses internal/external hex drive
- Most effective seal
- The two interlock points are arranged diagonally
- Easily accessible when space is tight
- Screws made from rust-free stainless steel

Two transverse locking clamps on housing top

- Manual operation – no tools required
- 4 locking points – good sealing effect
- Easily accessible when the cable inlet is in the plugging direction
- Good for aligning side by side
- Interlock system made from rust-free stainless steel

«ЭЛЕКТРО-ПРОФИ» - http://www.ep.ru

Part codes for housings IP66

HDC = Name of product line

Height

Design

A = Bulkhead housing
D = cover
E = screw-in housing
K = coupling housing
S = base housing
T = Hood

D = with cover
S = side cable entry
O = top cable entry
W = angled

BO = transverse clamp on top
BU = transverse clamp on bottom
LU = longitudinal clamp
ZO = central clamp

Number of cable entries and thread size

G = with thread
S = with sleev

1	2	3	4	5	6	7	8	9	10	11	12	13	14	15	16	17	18	19
H	D	C		4	0	D		T	S	L	U		1	P	G	1	3	
H	D	C		4	0	D		A	D	Z	O		1		M	6	3	G
H	D	C		0	6	B		A		L	U							
H	D	C		3	2	A		A	D	Z	O							

«ЭЛЕКТРО-ПРОФИ» - http://www.ep.ru

Part codes for covers

HDC = Name of product line

Height

B = Design

D = Cover

M = with Gasket
O = without Gasket

Gasket

L = End locking
Q = Side locking

No.

BO = Bolt
LB = Longitudinal clamp
QB = Transversal clamp

1	2	3	4	5	6	7	8	9	10	11	12	13	14	15	16
H	D	C		0	4	A		D	M	D	L		2	B	O
H	D	C		1	0	A		D	O	D	L		1	L	B
H	D	C		1	0	B		D	M	D	Q		2	Q	B

«ЭЛЕКТРО-ПРОФИ» - http://www.ep.ru

Part codes for housings IP68

HDC = Name of product line

IP68 = Name of product series

06B = HDC size
10B
16B
24B

Version:
SS = Base housing
AS = Bulkhead housing
AWS = Bulkhead housing, angled
ADS = Adapter to mount bulkhead housing at an angle
TOS = Plug housing, cable outlet at top
TSS = Plug housing, cable outlet sideways
FRAME = Counter-frame
COVER = Cover

Number and size of the cable entry holes

1	2	3	4	5	6	7	8	9	10	11	12	13	14	15	16	17	18	19	20
H	D	C		I	P	6	8		0	6	B		S	S		1	M	2	0

«ЭЛЕКТРО-ПРОФИ» - http://www.ep.ru

Panel cut-out
Housings IP66

Size	Designation	
BG1	04A/07A	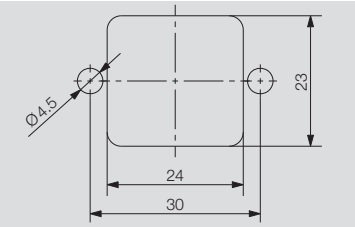
BG2	10A	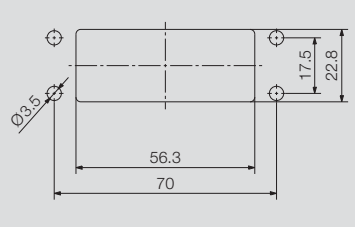
BG3	06B	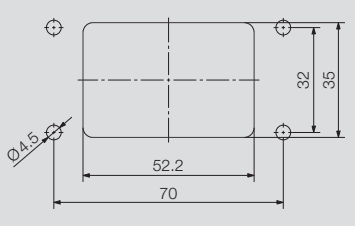
BG4	10B	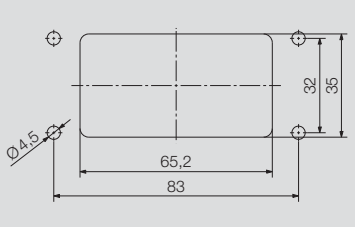
BG5	16A	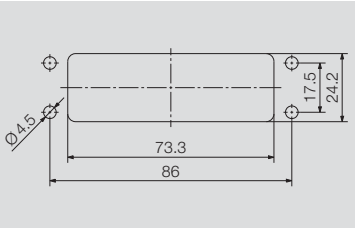
BG6	16B	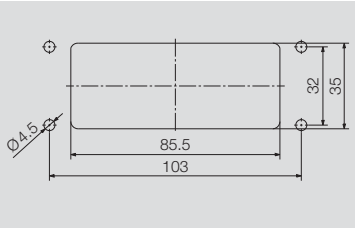

Size	Designation	
BG7	32A	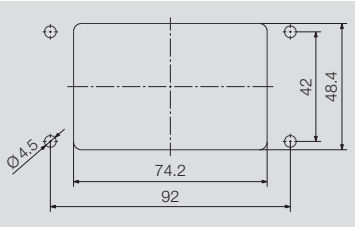
BG8	24B	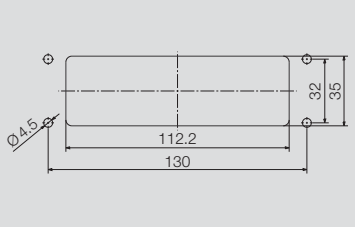
BG9	48A	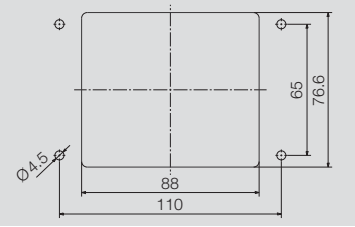
BG10	32B	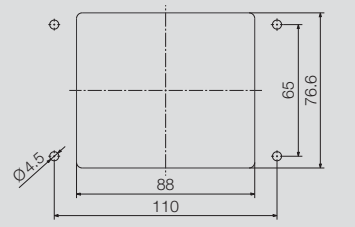
BG12	48B	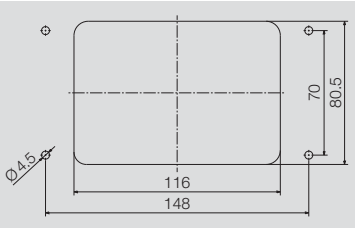
HQ		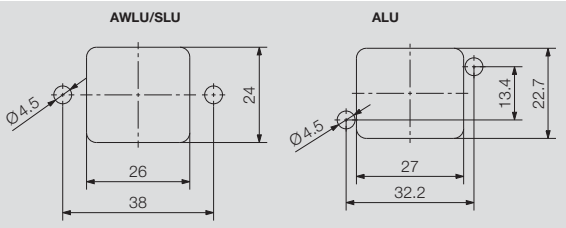

«ЭЛЕКТРО-ПРОФИ» - http://www.ep.ru

Panel cut-out Housings IP68

Size	Designation	
BG1	04A	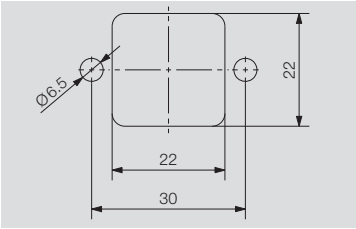
BG1	04A AWS	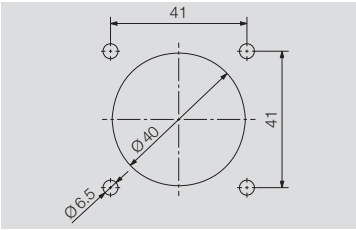
BG3	06B	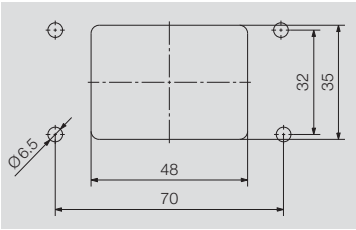
BG4	10B	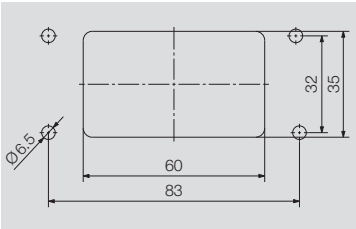
BG6	16B	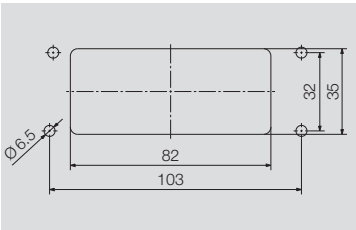
BG8	24B	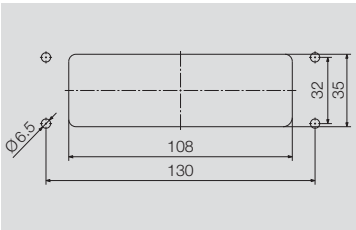

Housings IP68 XXL

Size	Designation	
BG8	HB24	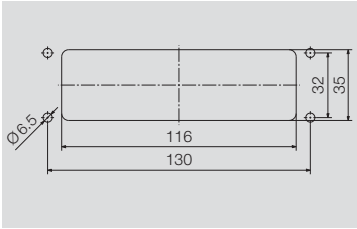

«ЭЛЕКТРО-ПРОФИ» - http://www.ep.ru

Electrical data

Design of clearances and creepage distances in electrical equipment

General

Since April 2003, the rules of DIN EN 60664-1 / 11.03 in conjunction with DIN 61984 / 09.02 apply to the dimensioning of clearances and creepage distances.

The design data resulting from these provisions is – if applicable – specified in this catalogue for each product.

For the design of clearances and creepage distances, application of the regulations for insulation coordination produces the following interrelationships:

Clearances

Clearances are rated in accordance with the following factors:

- Anticipated surge
  rated impulse withstand voltage
- Used
  surge protection precaution
- Measures to prevent pollution
  pollution severity

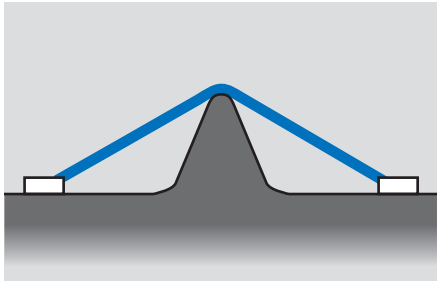

Creepage distances

Creepage distances are rated in accordance with the following factors:

- Planned
  rated voltage
- Insulation materials used
  insulation group
- Measures to prevent pollution
  pollution severity

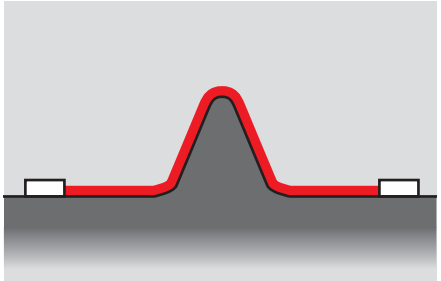

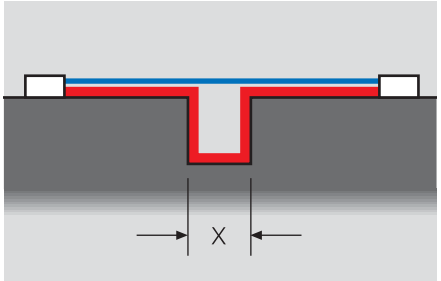

Slots are taken into account when measuring creepage distances if their minimum width X is dimensioned according to the following table:

Pollution severity	Minimum width X in mm
1	0.25
2	1.0
3	1.5
4	2.5

If the associated clearance in air is less than 3 mm, the minimum slot width can be reduced to 1/3 of the clearance.

«ЭЛЕКТРО-ПРОФИ» - http://www.ep.ru

Influencing factors:

Rated impulse withstand voltage
The rated impulse withstand voltage is derived from:

- **Phase-to-earth voltage** (the nominal voltage of the network, taking all networks into account)
- **Surge category**

The surge categories are defined
in accordance with international standard DIN EN 60664-1 (for electrical equipment fed directly from the low voltage network).

Surge category I

- Equipment that is intended to be connected to the permanent electrical installation of a building. Measures to limit transient surges to the specific level are taken outside the equipment, either in the permanent installation or between the permanent installation and the equipment.

Surge category II

- equipment to be connected to the permanent electrical installation of a building e.g. household appliances, portable tools and similar loads.

Surge category III

- equipment that is part of the permanent electrical installation and other equipment where a higher degree of availability is expected e.g. distribution boards, circuit-breakers, wiring systems (IEV 826-06-01, including cables, busbars, junction boxes, switches, power sockets) in the permanent installation, and equipment for industrial use and some other equipment, e.g. stationary motors with permanent connections to the permanent installation.

Surge category IV

- Equiment for use at or in the proximity of the incoming supply point of the electrical installations of buildings upstream of the main distribution board e.g. electricity meters, circuit-breakers and ripple control units.

Pollution severity categories:

Pollution severity category 1

- No pollution, or only dry, non-conductive pollution that has no influence.

Pollution severity category 2

- Non-conductive pollution only; occasional condensation may cause temporary conductivity.

Pollution severity category 3

- Conductive pollution, or dry, non-conductive pollution that is liable to be rendered conductive through condensation.

Pollution severity category 4

- Contamination results in constant conductivity, e.g. caused by conductive dust, rain or snow.

The dimensioning of clearances and creepage distances, and hence the rating data for electromechanical products (terminals, terminal strips, PCB terminals and plug-in connectors) is based on pollution severity 3 and surge category III, taking account of all network types.

Table 1: Three-phase 4 or 3-conductor a.c. systems

Nominal voltage of power supply systems **[V]**	for conductor-cond. insulat. all Systems **[V]**	for conductor-earth insulation 3-phase 4-conductor systems with earthed neutral cond. **[V]**	3-phase 4-conductor systems un-earthed or cond. earthed **[V]**
60	63	32	63
110 120 127	125	80	125
150	160	–	160
208	200	125	200
220 230 240	250	160	250
300	320	–	320
380 400 415	400	250	400
440	500	250	500
480 500	500	320	500
575	630	400	630
600	630	–	630
660 690	630	400	630
720 830	800	500	800
960	1000	630	1000
1000	1000	–	1000

«ЭЛЕКТРО-ПРОФИ» - http://www.ep.ru

Electrical data

Design of clearances and creepage distances in electrical equipment, influencing factors:

Rated voltage

The rated voltage is derived from the nominal voltage of the power supply and the corresponding network type.

Single-phase
2- or 3-wire AC or DC systems

Rated voltage of the power supply (mains) *)	Voltages for table 4	
	For insulation phase-to-phase 1)	For insulation phase-to-earth 1)
	All systems	3-wire systems neutr. point earthing
V	V	V
12.5	12.5	–
24 / 25	25	–
30	32	–
42 / 48 / 50**)	50	–
60	63	–
30–60	63	32
100**)	100	–
110 / 120	125	–
150**)	160	–
220	250	–
110–220	250	125
120–240		
300**)	320	–
220–440	500	250
600**)	630	–
480–960	1000	500
1000**)	1000	–

3-phase
3- or 4-wire AC systems

Rated voltage of the power supply (mains) *)	Voltages for table 4		
	For insulation phase-to-phase	For insulation phase-to-earth	
	All systems	3-phase 4-wire systems with earthed-neutral wire2)	3-phase 3-wire systems unearthed1) or phase-earthed
V	V	V	V
60	63	32	63
110/120/127	125	80	125
150**)	160	–	160
208	200	125	200
220/230/240	250	160	250
300**)	320	–	320
380/400/415	400	250	400
440	500	250	500
480/500	500	320	500
575	630	400	630
600**)	630	–	630
660/690	630	400	630
720/830	800	500	800
960	1000	630	1000
1000**)	1000	–	1000

1) Phase-to-earth insulation levels for unearthed or impedance-earthed systems are equal to those of phase-to-phase because the operating voltage to earth of any phase can, in practice, reach full phase-to-phase voltage. This is because the actual voltage to earth is determined by the insulation resistance and capacitive reactance of each phase to earth; thus, a low (but acceptable) insulation resistance of one phase can earth it and raise the other two to full phase-to-phase voltage to earth.

2) For electrical equipment for use in both 3-phase 4-wire and 3-phase 3-wire supplies, earthed and unearthed, use the values for 3-wire systems only.

*) It is assumed that the rated voltage of the electrical equipment is not lower than the nominal voltage of the power supply.

**) Because of the common changes, the meaning of the ** symbol has not been used in table 1; i.e. the / symbol indicates a 4-wire 3-phase distribution system. The lower value is the phase-to-neutral voltage, while the higher value is the phase-to-phase voltage. Where only one value is indicated, it refers to 3-wire 3-phase systems and specifies the value phase-to-phase. The values given in table 1 are still taken into account in tables 3a and 3b by the ** symbol.

Insulating material

The insulating materials are subdivided into four groups according to their CTI (Comparative Tracking Index):

Insulating material	
I	600 ≤ CTI
II	400 ≤ CTI < 600
III a	175 ≤ CTI < 400
III b	100 ≤ CTI < 175

The comparative tracking index must be determined according to DIN IEC 112/ VDE 0303 part 1 on the basis of specially prepared samples with test solution A

«ЭЛЕКТРО-ПРОФИ» - http://www.ep.ru

The **derating curve** shows which currents may flow continuously and simultaneously via all possible connections when the component is subjected to various ambient temperatures below its upper limit temperature.

The **upper limit temperature** of a component is the rated value determined by the materials used. The total of the ambient temperature plus the temperature rise caused by the current load (power loss at contact resistance) may not exceed the upper limit temperature of the component, otherwise it will be damaged or even completely ruined. The current-carrying capacity is hence not a constant value, but rather decreases as the component ambient temperature increases. Furthermore, the current-carrying capacity is influenced by the geometry of the component, the number of poles and the conductor(s) connected to it.

The current-carrying capacity is determined empirically according to DIN IEC 60512-3. To do this, the resulting component temperatures t_{b1}, t_{b2} … and the ambient temperatures t_{u1}, t_{u2} are measured for three different currents I_1, I_2, I_3 ….
The values are entered on a graph with a system of linear coordinates to illustrate the relationships between the currents, the ambient temperatures and the temperature rise in the component.

Base curve

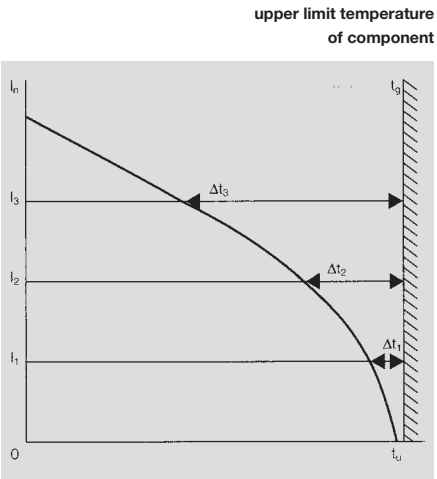

t_g = upper limit temperature of component
t_u = ambient temperature
I_n = current

The loading currents are plotted on the y-axis, the **component ambient temperatures** on the x-axis. A line drawn perpendicular to the x-axis at the upper limit temperature t_g of the component completes the system of coordinates. The associated average values of the temperature rise in the component, $\Delta t_1 = t_{b1}-t_{u1}$, $\Delta t_2 = t_{b2}-t_{u2}$,... are plotted for every current I_1, I_2, … to the left of the perpendicular line. The points generated in this way are joined to form a roughly parabolic curve.

As it is practically impossible to choose components with the maximum permissible contact resistances for the measurements, the base curve must be reduced. Reducing the currents to 80% results in the **"derating curve"** in which

Derating curve

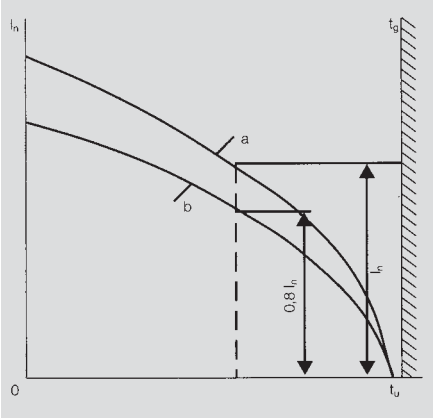

t_g = upper limit temperature of component
t_u = ambient temperature
I_n = current
a = Base curve
b = Reduced base curve (derating curve)

the maximum permissible contact resistances and the measuring uncertainties in the temperature measurements are taken into account in such a way that they are suitable for practical applications, as experience has shown. If the derating curve exceeds the currents in the low ambient temperature zone, which is given by the current-carrying capacity of the conductor cross-sections to be connected, then the derating curve should be limited to the smaller current in this zone.

«ЭЛЕКТРО-ПРОФИ» - http://www.ep.ru

EMC

Many interfaces require the use of a connector that is EMC-compliant.

What is meant by the phrase EMC-compliant?

Electro-magnetic compatibility (EMC) refers to the ability of electrical equipment to function satisfactorily in its electromagnetic environment without introducing intolerable electromagnetic disturbances to anything in that environment. (DIN VDE 0870). An electrical component or electrical equipment is considered to be compatible when their emissions and sensitivity levels are within a tolerable range (i.e., when there is sufficient interference immunity).

The basics

There are several types of measurements that can be used to determine the effectiveness of a cable shield. The method used here is the KS 04 B measurement from VG 95 373-41 “Electromagnetic compatibility of devices – methods for measuring shielded cable and shielded protective cable hoses”. This method enables the quality of the shield to be evaluated. It also assesses the influence of the contact points of the shielding braid as well as the male and female plug components.
A standardised test cable with a length of one metre is used. This, and the fact that this measurement is carried out in a 50-ohm system which does not take the actual line impedance into account, leads to characteristic resonance effects. This means that this measurement process only delivers meaningful results up to a frequency of 30 to 100 MHz. It is, however, well suited for evaluating and comparing the effectiveness of various shielding and shield-contacting methods. It does not deliver an absolute value that would enable the limiting of voltages coupled in a cable, using an imposed HF electromagnetic field. The user should always consider the measurement results relative to the laboratory operational situation. Your actual, real-world shield attenuation values will normally be less than the values achieved in the lab because of different cable lengths, impedance behaviour and non-optimal earthing.

Testing methods

The method applied does not use the normative tri-axial measuring platform, but instead uses an aluminium plate (with dimensions 500 x 380 x 10 mm). This plate serves as the test’s reference earth. HF sockets (N-standard) are mounted on two standing angular panels and are used to connect the measuring device. The flange along with the plug are mounted to one of the angular panels.

The limit value of the shield attenuation Sa is
f < 1 MHz: 60 dB
1 MHz < f < 100 MHz: 60 – 30 dB with15 dB per decreasing decade f = 100 MHz: 30 dB

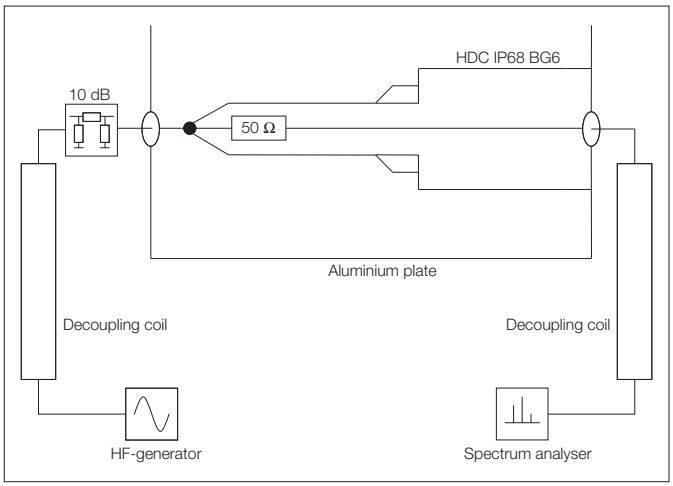

According to VG 95373-41, a frequency range up to 30 MHz is specified for the measurement process. However the range can be extended to about 100 MHz for information purposes.
The insertion loss a_s of the test object is determined by the relationship between the voltage on the interior wire and the supplied voltage. The VG95373-41 also refers to the insertion loss as the shield attenuation factor. The relationship between insertion loss a_s and coupling resistance Z_k is characterised as follows:

Insertion loss: $a_s \approx 20 \lg 50\ \Omega / |Z_k|$ in dB
Coupling resistance: $Z_k \approx 50\ \Omega \times 10$ as / 20 in Ω

According to VG 95373-41, this relationship has sufficient precision when $Z_k < 500\ m\Omega$.

«ЭЛЕКТРО-ПРОФИ» - http://www.ep.ru

In order to test plug-in connectors, a reference shield cable is used that is separated in the middle. The cable can be connected with a corresponding connector pair and measured as described above. In order to evaluate the shield (the resistance between the cable shield and the reference earth), the connector frame and its reference earth are mounted directly to the cover of the testing equipment.



Housing must have very good EMC characteristics in order to meet these requirements.

Weidmüller has designed the RockStar® IP68 housing with built-in features that ensure outstanding EMC and resistance to interference.

The bulkhead or base housing, combined with the plug housing, produces a labyrinth structure which ensures high EMC shield attenuation. In addition to providing the required EMC protection, this housing series features IP68/IP69K protection and excellent resistance to impacts and vibration. This combination of features permits the RockStar® IP68 housing to be used anywhere.

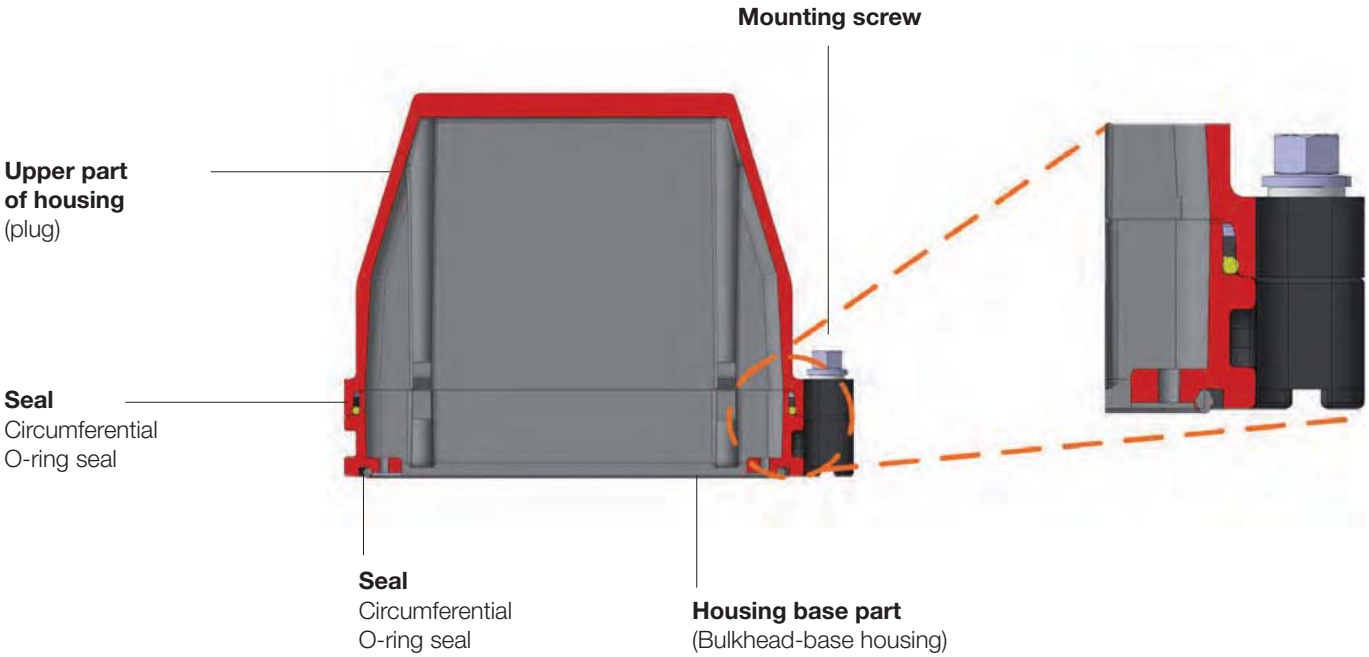

«ЭЛЕКТРО-ПРОФИ» - http://www.ep.ru

Technical data

The requirements for an EMC-compliant interface stipulate that the interference immunity level or shield attenuation potential should be rated high enough so that the electromagnetic fields in the vicinity of the transmitted signals cannot exert influence within the connector. The capacity for active interference must be low enough to ensure that surrounding devices or components are not affected by interference. The following diagrams illustrate the insertion loss and the coupling impedance for the adjacent housing.

Insertion loss

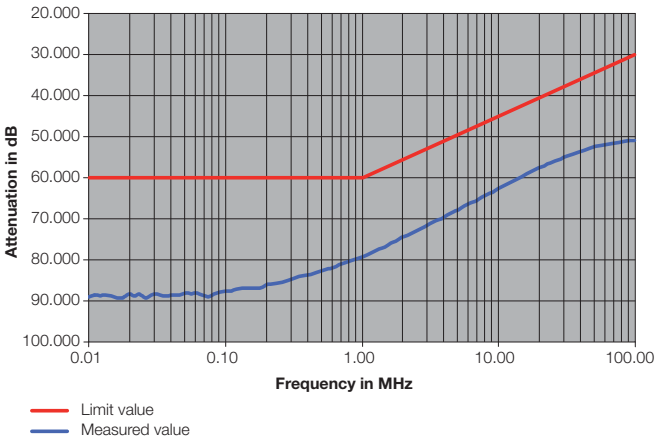

HDC IP68 16B TSS 1M50

Coupling impedance

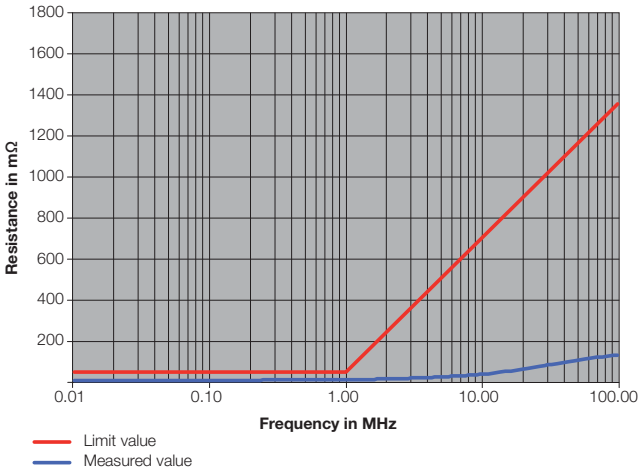

«ЭЛЕКТРО-ПРОФИ» - http://www.ep.ru

IP class of protection to IEC 60529

The class of protection is indicated by a code consisting of the two letters IP and two digits representing the class of protection.

Example: **I P 6 6**

2nd digit: protection from liquids

1st digit: protection from solid bodies

Protection against intrusion of external particle matter (1st digit)

Digit		
0		No protection
1		Protection against ingress of large solid bodies with diameter > 50 mm. (Protection to prevent dangerous parts being touched with the back of the hand.)
2		Protection against ingress of large solid bodies with diameter > 12.5 mm. (Protection to prevent dangerous parts being touched with the fingers.)
3	2,5 mm	Protection against ingress of large solid bodies with diameter > 2.5 mm. (Protection to prevent dangerous parts being touched with a tool.)
4	1,0 mm	Protection against ingress of large solid bodies with diameter > 1 mm. (Protection to prevent dangerous parts being touched with a piece of wire.)
5		Protection against harmful deposits of dust, which cannot enter in an amount sufficient to interfere with satisfactory operation.
6		Complete protection against ingress of dust.

Protection against penetration of liquids (2nd digit)

Digit		
0		No protection
1		Protection against drops of condensed water falling vertically.
2		Protection against drops of liquid falling at an angle of 15° with respect to the vertical.
3		Protection against drops of liquid falling at an angle of 60° with respect to the vertical.
4		Protection against liquids splashed from any direction.
5		Protection against water jets projected by a nozzle from any direction.
6		Protection against water from heavy sea on ships' decks.
7	1 m	Protection against immersion in water under defined conditions of pressure and time.
8		Protection against indefinite immersion in water under defined conditions of pressure (which must be agreed between manufacturer and user and must be more adverse than number 7).

«ЭЛЕКТРО-ПРОФИ» - http://www.ep.ru

Class of protection to NEMA

National Electrical Manufacturers Association NEMA 250-1991

Digit	
Type 1	Housing primarily for use in inside rooms. Protects from penetration of solid bodies.
Type 2	Housing primarily for use in inside rooms. Protects from penetration of solid bodies and water.
Type 3	Housing primarily for outdoor use. Protection against penetration by rainfall and dust as well as damage due to ice formation.
Type 3R	Housing primarily for outdoor use. Protection against rain and snow as damage due to ice-formation.
Type 3S	Housing primarily for outdoor use. Protection against rain, snow and foreign bodies. External mechanisms can be operated despite ice accumulation.
Type 4	Housing for inside and outside rooms. Protects from rain, foreign bodies, water spray and water jets as well as damage through ice formation on the outside of the housing.
Type 4X	Housing for inside and outside rooms. Protects from corrosion, rain, foreign bodies, water spray and water jets as well as damage through ice formation on the outside of the housing.
Type 6	Housing for inside and outside rooms. Protects from water jets as well as penetration of water when submerged; protects from damage through ice formation on the outside of the housing.

Digit	
Type 12	Housing for use in inside rooms. Protects from dust deposits and non-corrosive dripping liquids.
Type 13	Housing for use in inside rooms. Protects from dust deposits, water spray, oil and non-corrosive coolants.

«ЭЛЕКТРО-ПРОФИ» - http://www.ep.ru

Chemical resistance

Chemical resistance of inserts (material PC, 20 % GF)

Acetone	+
Ammonia, aqueous	–
Petrol	+
Benzine	+
Diesel oil	–
Acetic acid, concentrated	+
Aqueous potassium hydroxide	–
Methanol	–
Engine oil	–
Alkaline solution, diluted	+
Chlorinated hydrocarbons	–
Use in open air	–

Chemical resistance of standard housing seal (material NBR)

Acetone	–
Drilling oil	+
Diesel oil	+
Ethyl alcohol	+
Gear oil	+
Hydraulic oil	+
Cooling lubricant	+
Petrol	+
Sweat	+
High-octane petrol	–
Water	+
UV	–
Ozone	–

+ resistant
– partially resistant
o not resistant

«ЭЛЕКТРО-ПРОФИ» - http://www.ep.ru

Safety information / standards

Please note the following safety information:

- Never plug or unplug connectors under load or during operations.
- We can only guarantee the technical and electro-technical characteristics promised in this catalogue if all the components were supplied by Weidmüller.

The following standards apply in the vicinity of heavy-duty connectors:

- DIN EN 60664-1 or IEC 60664-1: Insulation coordination for equipment within low-voltage systems; principles, requirements and tests (replaces DIN VDE 0110-1)
- DIN EN 61984 or IEC 61984:
  Plug-in connectors – safety requirements and tests
- DIN EN 175301-801:
  Detail Specification: High-density rectangular plug-in connectors, round removable crimp contacts; (replaces DIN 43652)
- DIN EN 60352 or IEC 60352:
  Solderless connections
- DIN EN 60529 or IEC 60529:
  Classes of protection provided by enclosures (IP code)
- DIN VDE 0870:
  Electromagnetic influence
- DIN EN 60999-1:
  Connecting devices, safety requirements for screw terminal connections and screwless terminal connections for electrical copper conductors
- DIN 40050-9:
  Road vehicles; classes of protection (IP-code)

«ЭЛЕКТРО-ПРОФИ» - http://www.ep.ru

RockStar® inserts

RockStar® inserts

Introduction B.2

HA series – the slim connectors B.4
250 V
22 A
3 – 48 poles

HE series – the universal connectors B.18
500 V
24 A
6 – 48 poles

HEE series – high contact density B.32
500 V
16 A
10 – 46 poles

HD series – the flexible connectors B.44
250 V
10 A
7 – 128 poles

HDD series – the compact connectors B.68
250 V
10 A
24 – 216 poles

HVE series – exciting voltage B.82
830 V
23 A
3 + 2; 6 + 2; 10 + 2 poles

HSB series – the heavy-duty connectors B.90
400 V
35 A
6 – 12 poles

HQ series – the powerful little connectors B.96
400 V / 690 V
16 A, 10/40 A
4/2, 5, 7, 8, 17 poles

MixMate series – the high-capacity connectors B.108
1000 V / 690 V
100 A
4, 4/0, 4/2, 4/8, 6/6, 6/12, 6/36, 8/0, 8/24, 12/2 poles

«ЭЛЕКТРО-ПРОФИ» - http://www.ep.ru

RockStar® inserts

You can use Weidmüller's RockStar® products for a wide variety of industrial applications. This gives you access to the widest range of products available on the market for your cabling systems. The connector insert, or contact insert, forms the heart of a heavy-duty connector – and Weidmüller offers them in many different variants.

RockStar® inserts are fixed-pole inserts which consist of an insulating body and contact elements. The application-based design of a contact insert is determined by the electrical characteristics, mechanical specifications and the material used to make the insert.

All RockStar® inserts are made from glass-fibre-reinforced polycarbonate. This material is distinguished by its low water absorption and the high levels of dimensional stability made possible by the added glass fibres. So our rugged RockStar® inserts are the ideal choice for solutions of up to 216 poles and a maximum of 110 A / 1000 V.

Simple

A quick and safe wire connection using the PUSH IN connection Easy wiring and maintenance - with no tools!

«ЭЛЕКТРО-ПРОФИ» - http://www.ep.ru

Consistency

One plastic material – with all approvals. This expands your range of choices. It also helps you to have simple documentation and reliable planning processes.

Suitable

Always according to your needs: including a space-saving combination of power and signals in one connector.



«ЭЛЕКТРО-ПРОФИ» - http://www.ep.ru

HA series – the slim connectors

When space is tight, the small and narrow HA series comes into its own.



Technical data

Standards / approvals	
Standards	DIN EN 61984 DIN EN 60664-1
Approvals	UL/CSA**
Inserts	
No. of poles	3, 4, 10, 16, 32, 48
Rated voltage	250 V
Rated voltage to UL/CSA	600 V
Rated current	22 A (≥ 32 poles 16 A)
Rated impulse withstand voltage	4 kV
Pollution severity	3 (320 V / 4 kV / 2)
Insulation resistance	≥ 10^{10} Ω
Material	Glass-fibre reinforced PC (in UL list and approved for railway applications)
Temperature range	–40 °C ... +125 °C
Flammability to UL 94	V – 0
Mechanical service life	
– Plugging cycles Ag - Surface	≥ 500
– Plugging cycles Au - Surface	≥ 500
Contact resistance	
Crimp connection	≤ 2 mΩ
Screw connection, Tension clamp connection	≤ 2 mΩ
Contacts / Material	
Sockets and plug-in contact	Copper alloy
Surface	Passivated silver, or gold-plated
Clamping unit / Screw connection	Copper alloy / Passivated silver
Clamping range / Stripping length	
– Crimp connection*	0.5 - 2.5 mm² (AWG 20 ... 14) 7.5 mm
– Screw connection	0.5 - 2.5 mm² (AWG 20 … 14) / 9 mm***
– Tension clamp connection	0.25 - 2.5 mm² (AWG 24 … 14) / 8 mm
Clamping torque	
– Screw connection	0.5 - 0.55 Nm
SD blades	
– Screw connection	0.6 x 3.5 or PZ 0
– Tension clamp connection	0.5 x 3 or 0.6 x 3.5
PE connection	
– Clamping range	0.5 … 2.5 mm²
– solid / stranded	0.5 … 2.5 mm² / 0.5 … 2.5 mm²
– flexible / flexible with wire end ferrule, DIN 46228 pt. 1	0.5 … 2.5 mm² / 0.5 … 2.5 mm²
– AWG conductor	AWG 20 ... 14
– Stripping length	10 mm
– Clamping torque	1.2 … 1.5 Nm
– Blade dimensions	SD 0.8 x 4 mm or PZ 1

Note:
When used properly and as designated, the listed connectors may not be connected or disconnected if there is a live voltage or load!
* Crimping with flexible conductors.
** For screw and crimp connections.
*** Stripping length of 6 mm for the 3- and 4-pole HA

Derating curves

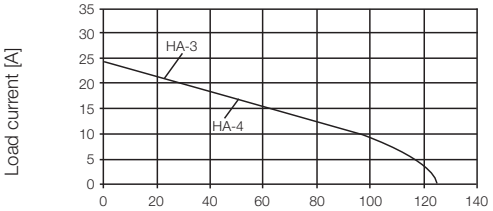

3 + 4-pole, 1.5 mm² Ambient temperature [°C]

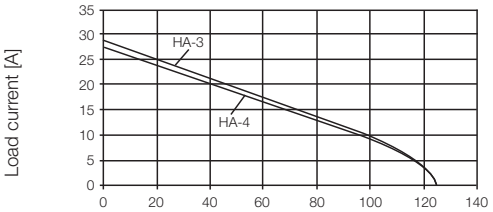

3 + 4-pole, 2.5 mm² Ambient temperature [°C]

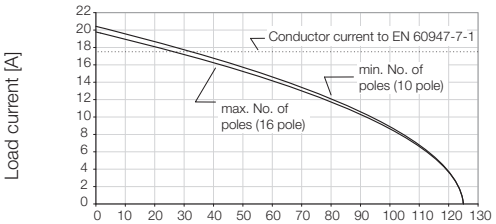

10 ... 48-pole, 1.5 mm² Ambient temperature [°C]

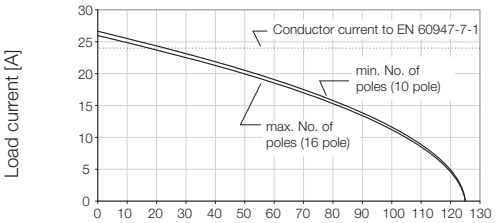

10 ... 48-pole, 2.5 mm² Ambient temperature [°C]

«ЭЛЕКТРО-ПРОФИ» - http://www.ep.ru

Overview

		Size	Rated voltage	Rated current	No. of poles	Tension clamp connection	Screw conn. with wire guard spring	Crimp connection	PUSH IN connection	Axial screw connection	Page
		1	250 V	22 A	3 + ⏚		•				B.6
		1	250 V	22 A	4 + ⏚		•				B.8
		2	250 V	22 A	10 + ⏚	•	•	•			B.10
		5	250 V	22 A	16 + ⏚	•	•	•			B.12
		7	250 V	16 A	32 + ⏚	•	•	•			B.14
		9	250 V	16 A	48 + ⏚	•	•	•			B.16

«ЭЛЕКТРО-ПРОФИ» - http://www.ep.ru

HA series - the slim connectors

250 V, 22 A, Size 1

3 + ⏚

Inserts

Screw connection

Insert	Type	Order No.
Male	HDC HA 3 MS	**1498100000**
Female	HDC HA 3 FS	**1498200000**

Dimensions

Male

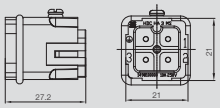

Female

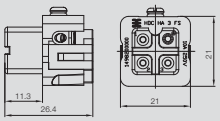

Arrangement of contacts

Male

Female

«ЭЛЕКТРО-ПРОФИ» - http://www.ep.ru

Housing selection RockStar® IP66
Size 1

Further housings are available, see
Chapter E for IP66 and Chapter F for IP68

Hood

Plug housing, cable entry sideways

Material: diecast aluminium

a	Version	Cover	b (mm)	Type	Order No.
M 20	w. threading		49.2	HDC 04A TWLU 1M20G	**1788810000**

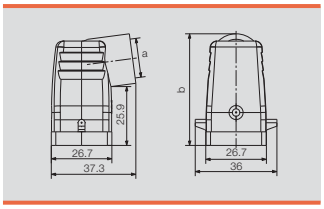

Plug housing, cable entry at top

Material: diecast aluminium

a	Version	Cover	b (mm)	Type	Order No.
M 20	w. threading		50	HDC 04A TOLU 1M20G	**1788820000**

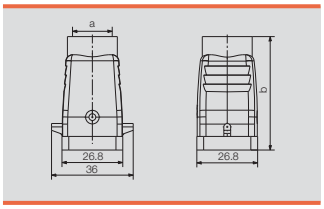

Base

Bulkhead housing

Material: diecast aluminium

	Version	Cover	b (mm)	Type	Order No.
			23	HDC 04A ALU	**1497600000**

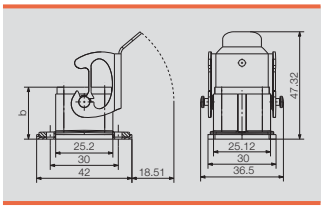

Base housing

Material: diecast aluminium

a	Version	Cover	b (mm)	Type	Order No.
M 20	w. threading		41.5	HDC 04A SLU 1M20G	**1788830000**

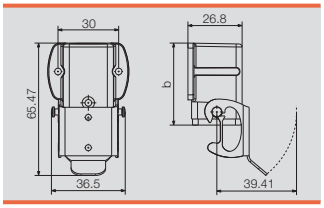

Coupling housing

Material: diecast aluminium

a	Version	Cover	b (mm)	Type	Order No.
M 20	w. threading		53.5	HDC 04A KOLU 1M20G	**1788840000**

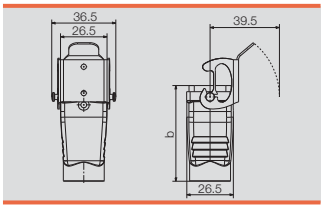

Screw mounting housing

Material: diecast aluminium

a	Version	Cover	b (mm)	Type	Order No.
M 20	w. threading		54	HDC 04A ELU 1M20G	**1900320000**

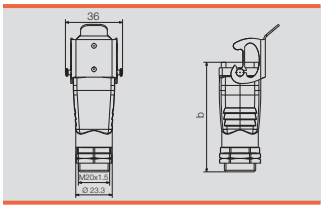

Cover

Material: diecast aluminium

	Version	Type	Order No.
	for female insert	HDC 04A DMDL 2BO	**1665750000**
	for male insert	HDC 04A DODL 2BO	**1665740000**

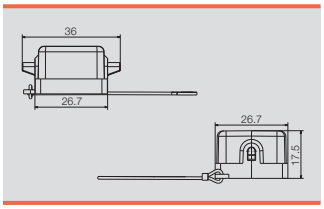

«ЭЛЕКТРО-ПРОФИ» - http://www.ep.ru

HA series - the slim connectors

250 V, 22 A, Size 1

4 + ⏚

Inserts

Screw connection

Insert	Type	Order No.
Male	HDC HA 4 MS	**1498300000**
Female	HDC HA 4 FS	**1498400000**

Dimensions

Male

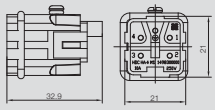

Female

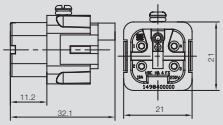

Arrangement of contacts

Male

Female

«ЭЛЕКТРО-ПРОФИ» - http://www.ep.ru

Housing selection RockStar® IP66
Size 1

Further housings are available, see
Chapter E for IP66 and Chapter F for IP68

Hood

Plug housing, cable entry sideways

Material: diecast aluminium

a	Version	Cover	b (mm)	Type	Order No.
M 20	w. threading		49.2	HDC 04A TWLU 1M20G	**1788810000**

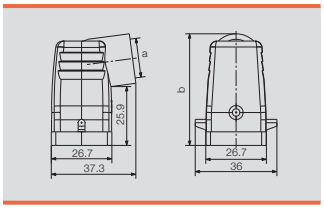

Plug housing, cable entry at top

Material: diecast aluminium

a	Version	Cover	b (mm)	Type	Order No.
M 20	w. threading		50	HDC 04A TOLU 1M20G	**1788820000**

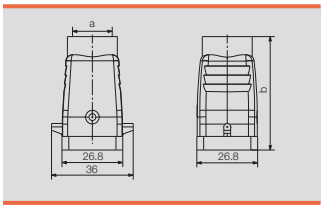

Base

Bulkhead housing

Material: diecast aluminium

	Version	Cover	b (mm)	Type	Order No.
			23	HDC 04A ALU	**1497600000**

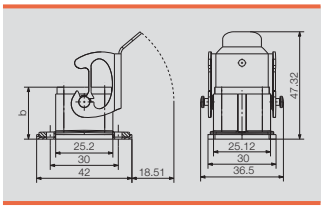

Base housing

Material: diecast aluminium

a	Version	Cover	b (mm)	Type	Order No.
M 20	w. threading		41.5	HDC 04A SLU 1M20G	**1788830000**

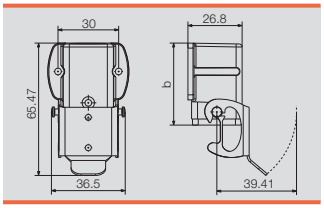

Coupling housing

Material: diecast aluminium

a	Version	Cover	b (mm)	Type	Order No.
M 20	w. threading		53.5	HDC 04A KOLU 1M20G	**1788840000**

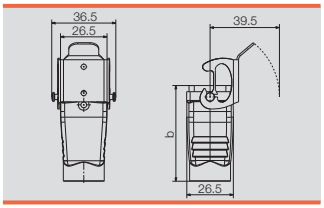

Screw mounting housing

Material: diecast aluminium

a	Version	Cover	b (mm)	Type	Order No.
M 20	w. threading		54	HDC 04A ELU 1M20G	**1900320000**

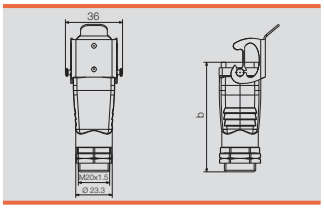

Cover

Material: diecast aluminium

	Version		Type	Order No.
	for female insert		HDC 04A DMDL 2BO	**1665750000**
	for male insert		HDC 04A DODL 2BO	**1665740000**

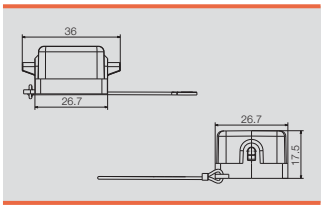

«ЭЛЕКТРО-ПРОФИ» - http://www.ep.ru

HA series - the slim connectors

250 V, 22 A, Size 2

10 + ⏚

Inserts

Tension clamp connection

Insert	Type	Order No.
Male	HDC HA 10 MT	1896790000
Female	HDC HA 10 FT	1896780000

Screw connection

Insert	Type	Order No.
Male	HDC HA 10 MS	1650610000
Female	HDC HA 10 FS	1650620000

Crimp connection

Insert	Type	Order No.
Male	HDC HA 10 MC	1873870000
Female	HDC HA 10 FC	1873860000

Dimensions

Male

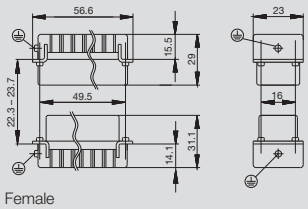

Female

Arrangement of contacts

Male

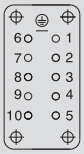

Female

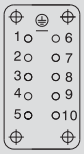

Mounting cut-out

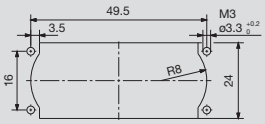

Accessories

Crimp contacts

Surface finish gold

Surface finish silver

Male			Female	
Qty.	Type	Order No.	Type	Order No.
100	HDC-C-HE-SM0.5AU	1651420000	HDC-C-HE-BM0.5AU	1651470000
100	HDC-C-HE-SM0.75-1.00AU	1651430000	HDC-C-HE-BM0.75-1.00AU	1651480000
100	HDC-C-HE-SM1.5AU	1651440000	HDC-C-HE-BM1.5AU	1651490000
100	HDC-C-HE-SM2.5AU	1651450000	HDC-C-HE-BM2.5AU	1651500000
100	HDC-C-HE-SM4.0AU	1651460000	HDC-C-HE-BM4.0AU	1651510000
100	HDC-C-HE-SM0.5AG	1200500000	HDC-C-HE-BM0.5AG	1201100000
100	HDC-C-HE-SM0.75-1.00AG	1200600000	HDC-C-HE-BM0.75-1.00AG	1201200000
100	HDC-C-HE-SM1.5AG	1200700000	HDC-C-HE-BM1.5AG	1201300000
100	HDC-C-HE-SM2.5AG	1200800000	HDC-C-HE-BM2.5AG	1201400000
100	HDC-C-HE-SM4.0AG	1200900000	HDC-C-HE-BM4.0AG	1201500000

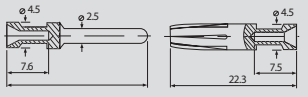

Conductor cross-section	Insulation stripping length	
0.50 mm²	AWG 20	7.5 mm
0.75 – 1.00 mm²	AWG 18	7.5 mm
1.50 mm²	AWG 16	7.5 mm
2.50 mm²	AWG 14	7.5 mm
4.00 mm²	AWG 12	7.5 mm

Tools

Crimping tool	
CTX CM 1.6/2.5	9018490000
Contact Removal Tool	
Removal Tool HE	1866750000

«ЭЛЕКТРО-ПРОФИ» - http://www.ep.ru

Housing selection RockStar® IP66
Size 2

Further housings are available, see Chapter E for IP66

Hood

Plug housing, cable entry sideways

a	Version	Cover	b (mm)	Type	Order No.
M 20	w. threading		68	HDC 15A TSLU 1M20G	**1788860000**
M 25	w. threading		68	HDC 15A TSLU 1M25G	**1788850000**

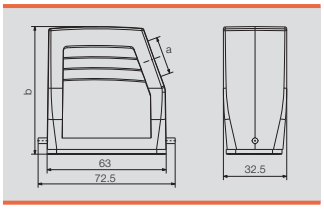

Plug housing, cable entry at top

a	Version	Cover	b (mm)	Type	Order No.
M 20	w. threading		54	HDC 10A TOLU 1M20G	**1788620000**
M 25	w. threading		54	HDC 10A TOLU 1M25G	**1788610000**

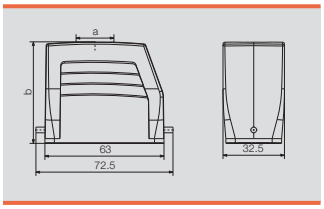

Cover

	Version			Type	Order No.
	For hoods			HDC 10A DODL 1LB	**1665890000**

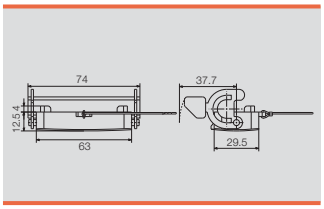

Base

Bulkhead housing

	Version	Cover	b (mm)	Type	Order No.
			25	HDC 10A ALU	**1664040000**
		with cover	37.5	HDC 10A ADLU	**1664060000**

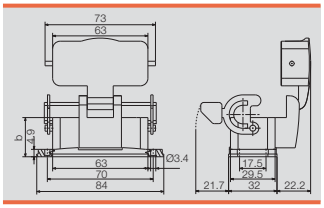

Base housing

a	Version	Cover	b (mm)	Type	Order No.
M 20	w. threading		57	HDC 10A SLU 2M20G	**1788640000**
M 20	w. threading	with cover	69.5	HDC 10A SDLU 2M20G	**1788660000**
M 25	w. threading		57	HDC 10A SLU 2M25G	**1788630000**
M 25	w. threading	with cover	69.5	HDC 10A SDLU 2M25G	**1788650000**

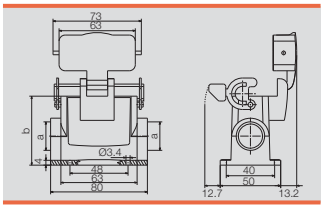

Coupling housing

a	Version	Cover	b (mm)	Type	Order No.
M 25	w. threading		48	HDC 10A KLU 1M25G	**1788670000**

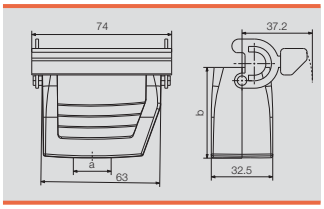

Cover

	Version			Type	Order No.
	For bases			HDC 10A DMDL 2BO	**1665880000**

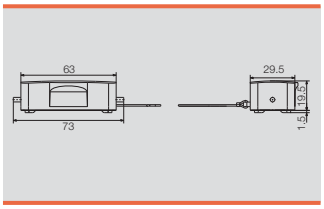

«ЭЛЕКТРО-ПРОФИ» - http://www.ep.ru

HA series - the slim connectors

250 V, 22 A, Size 5

16 + ⏚

Inserts

Tension clamp connection

Insert	Type	Order No.
Male	HDC HA 16 MT	1896830000
Female	HDC HA 16 FT	1896800000

Screw connection

Insert	Type	Order No.
Male	HDC HA 16 MS	1650770000
Female	HDC HA 16 FS	1650780000

Crimp connection

Insert	Type	Order No.
Male	HDC HA 16 MC	1873890000
Female	HDC HA 16 FC	1873880000

Dimensions

Male

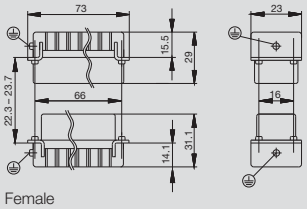

Female

Arrangement of contacts

Male

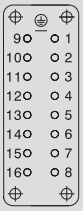

Female

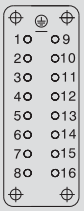

Mounting cut-out

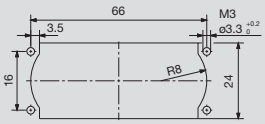

Accessories

Crimp contacts

Surface finish gold

Surface finish silver

Male			Female	
Qty.	Type	Order No.	Type	Order No.
100	HDC-C-HE-SM0.5AU	1651420000	HDC-C-HE-BM0.5AU	1651470000
100	HDC-C-HE-SM0.75-1.00AU	1651430000	HDC-C-HE-BM0.75-1.00AU	1651480000
100	HDC-C-HE-SM1.5AU	1651440000	HDC-C-HE-BM1.5AU	1651490000
100	HDC-C-HE-SM2.5AU	1651450000	HDC-C-HE-BM2.5AU	1651500000
100	HDC-C-HE-SM4.0AU	1651460000	HDC-C-HE-BM4.0AU	1651510000
100	HDC-C-HE-SM0.5AG	1200500000	HDC-C-HE-BM0.5AG	1201100000
100	HDC-C-HE-SM0.75-1.00AG	1200600000	HDC-C-HE-BM0.75-1.00AG	1201200000
100	HDC-C-HE-SM1.5AG	1200700000	HDC-C-HE-BM1.5AG	1201300000
100	HDC-C-HE-SM2.5AG	1200800000	HDC-C-HE-BM2.5AG	1201400000
100	HDC-C-HE-SM4.0AG	1200900000	HDC-C-HE-BM4.0AG	1201500000

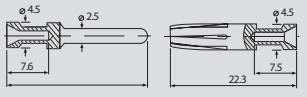

Conductor cross-section	Insulation stripping length	
0.50 mm²	AWG 20	7.5 mm
0.75 – 1.00 mm²	AWG 18	7.5 mm
1.50 mm²	AWG 16	7.5 mm
2.50 mm²	AWG 14	7.5 mm
4.00 mm²	AWG 12	7.5 mm

Tools

Crimping tool	
CTX CM 1.6/2.5	9018490000
Contact Removal Tool	
Removal Tool HE	1866750000

«ЭЛЕКТРО-ПРОФИ» - http://www.ep.ru

Housing selection RockStar ® IP66
Size 5

Further housings are available, see Chapter E for IP66

Hood

Plug housing, cable entry sideways

a	Version	Cover	b (mm)	Type	Order No.
M 20	w. threading		72	HDC 25A TSLU 1M20G	1788680000
M 25	w. threading		58	HDC 16A TSLU 1M25G	1788740000
M 25	w. threading		72	HDC 25A TSLU 1M25G	1788690000

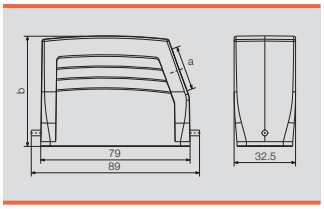

Plug housing, cable entry at top

a	Version	Cover	b (mm)	Type	Order No.
M 20	w. threading		72	HDC 25A TOLU 1M20G	1788710000
M 25	w. threading		58	HDC 16A TOLU 1M25G	1788750000
M 25	w. threading		72	HDC 25A TOLU 1M25G	1788700000

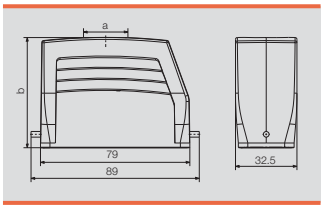

Cover

	Version	Type	Order No.
	For hoods	HDC 16A DODL 1LB	1665900000

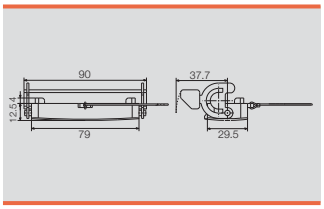

Base

Bulkhead housing

	Version	Cover	b (mm)	Type	Order No.
			25	HDC 16A ALU	1664920000
		with cover	44.5	HDC 16A ADLU	1664940000

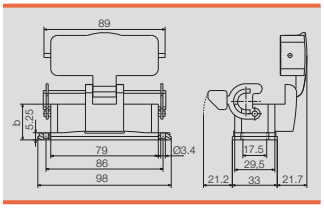

Base housing

a	Version	Cover	b (mm)	Type	Order No.
M 20	w. threading		57	HDC 16A SLU 2M20G	1788770000
M 20	w. threading	with cover	76.5	HDC 16A SDLU 2M20G	1788790000
M 25	w. threading		57	HDC 16A SLU 2M25G	1788760000
M 25	w. threading	with cover	76.5	HDC 16A SDLU 2M25G	1788780000

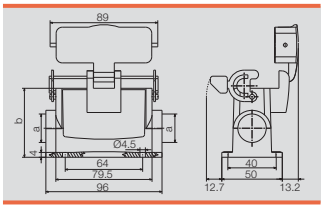

Coupling housing

a	Version	Cover	b (mm)	Type	Order No.
M 25	w. threading		53	HDC 16A KLU 1M25G	1788800000

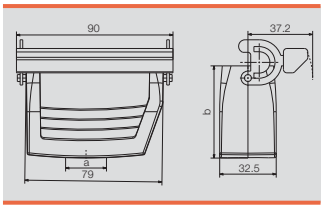

Cover

	Version	Type	Order No.
	For bases	HDC 16A DMDL 2BO	1665910000

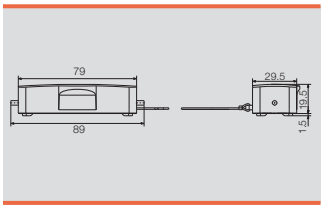

«ЭЛЕКТРО-ПРОФИ» - http://www.ep.ru

HA series - the slim connectors

250 V, 16 A, Size 7

32 + ⏚

Inserts

Tension clamp connection

Insert	Type	Order No.
Male	HDC HA 16 MT	1896830000
Female	HDC HA 16 FT	1896800000
Male	HDC HA 16 MT 17-32	1896840000
Female	HDC HA 16 FT 17-32	1896810000

Note To complete the assembly of the plug-in connector, two inserts are required

Screw connection

Insert	Type	Order No.
Male	HDC HA 16 MS	1650770000
Female	HDC HA 16 FS	1650780000
Male	HDC HA 16 MS 17-32	1650880000
Female	HDC HA 16 FS 17-32	1650900000

Note To complete the assembly of the plug-in connector, two inserts are required

Crimp connection

Insert	Type	Order No.
Male	HDC HA 16 MC	1873890000
Female	HDC HA 16 FC	1873880000
Male	HDC HA 16 MC 17 - 32	1875620000
Female	HDC HA 16 FC 17 - 32	1876040000

Note To complete the assembly of the plug-in connector, two inserts are required

Dimensions

Male

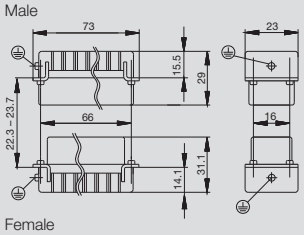

Female

Arrangement of contacts

Male

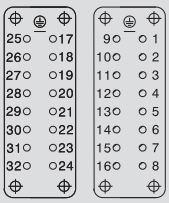

Female

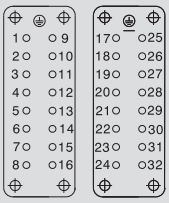

Mounting cut-out

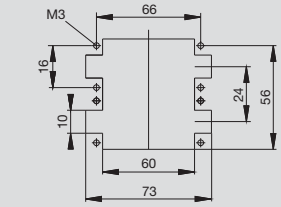

Accessories

Crimp contacts

Surface finish gold

Surface finish silver

Male			Female	
Qty.	Type	Order No.	Type	Order No.
100	HDC-C-HE-SM0.5AU	1651420000	HDC-C-HE-BM0.5AU	1651470000
100	HDC-C-HE-SM0.75-1.00AU	1651430000	HDC-C-HE-BM0.75-1.00AU	1651480000
100	HDC-C-HE-SM1.5AU	1651440000	HDC-C-HE-BM1.5AU	1651490000
100	HDC-C-HE-SM2.5AU	1651450000	HDC-C-HE-BM2.5AU	1651500000
100	HDC-C-HE-SM4.0AU	1651460000	HDC-C-HE-BM4.0AU	1651510000
100	HDC-C-HE-SM0.5AG	1200500000	HDC-C-HE-BM0.5AG	1201100000
100	HDC-C-HE-SM0.75-1.00AG	1200600000	HDC-C-HE-BM0.75-1.00AG	1201200000
100	HDC-C-HE-SM1.5AG	1200700000	HDC-C-HE-BM1.5AG	1201300000
100	HDC-C-HE-SM2.5AG	1200800000	HDC-C-HE-BM2.5AG	1201400000
100	HDC-C-HE-SM4.0AG	1200900000	HDC-C-HE-BM4.0AG	1201500000

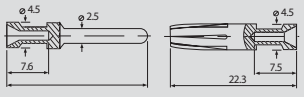

Conductor cross-section		Insulation stripping length
0.50 mm²	AWG 20	7.5 mm
0.75 – 1.00 mm²	AWG 18	7.5 mm
1.50 mm²	AWG 16	7.5 mm
2.50 mm²	AWG 14	7.5 mm
4.00 mm²	AWG 12	7.5 mm

Tools

Crimping tool	
CTX CM 1.6/2.5	9018490000
Contact Removal Tool	
Removal Tool HE	1866750000

«ЭЛЕКТРО-ПРОФИ» - http://www.ep.ru

Housing selection RockStar ® IP66
Size 7

Further housings are available, see Chapter E for IP66

Hood

Plug housing, cable entry sideways

a	Version	Cover	b (mm)	Type	Order No.
M 25	w. threading		75	HDC 32A TSBU 1M25G	1787960000
M 32	w. threading		75	HDC 32A TSBU 1M32G	1787950000

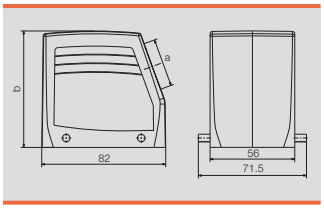

Plug housing, cable entry at top

a	Version	Cover	b (mm)	Type	Order No.
M 32	w. threading		75	HDC 32A TOBU 1M32G	1787990000

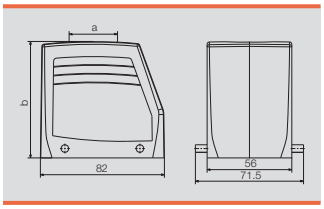

Base

Bulkhead housing

	Version	Cover	b (mm)	Type	Order No.
			28.4	HDC 32A ABU	1665860000

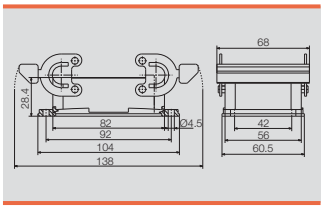

Base housing

a	Version	Cover	b (mm)	Type	Order No.
M 25	w. threading		75	HDC 32A SBU 2M25G	1788040000

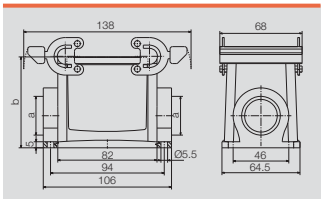

Coupling housing

a	Version	Cover	b (mm)	Type	Order No.
M 25	w. threading		76.5	HDC 32A KBU 1M25G	1788080000
M 32	w. threading		76.5	HDC 32A KBU 1M32G	1788070000

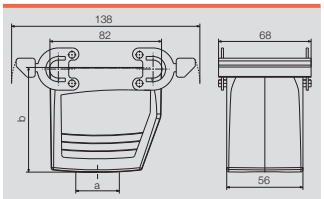

«ЭЛЕКТРО-ПРОФИ» - http://www.ep.ru

HA series - the slim connectors

250 V, 16 A, Size 9

48 + ⏚

Inserts

Tension clamp connection

Insert	Type	Order No.
Male	HDC HA 16 MT	1896830000
Female	HDC HA 16 FT	1896800000
Male	HDC HA 16 MT 17-32	1896840000
Female	HDC HA 16 FT 17-32	1896810000
Male	HDC HA 16 MT 33-48	1896850000
Female	HDC HA 16 FT 33-48	1896820000

Note To complete the assembly of the plug-in connector, three inserts are required

Screw connection

Insert	Type	Order No.
Male	HDC HA 16 MS	1650770000
Female	HDC HA 16 FS	1650780000
Male	HDC HA 16 MS 17-32	1650880000
Female	HDC HA 16 FS 17-32	1650900000
Male	HDC HA 16 MS 33-48	1650990000
Female	HDC HA 16 FS 33-48	1651020000

Note To complete the assembly of the plug-in connector, three inserts are required

Crimp connection

Insert	Type	Order No.
Male	HDC HA 16 MC	1873890000
Female	HDC HA 16 FC	1873880000
Male	HDC HA 16 MC 17 - 32	1875620000
Female	HDC HA 16 FC 17 - 32	1876040000
Male	HDC HA 16 MC 33 - 48	1875630000
Female	HDC HA 16 FC 33 - 48	1875540000

Note To complete the assembly of the plug-in connector, three inserts are required

Dimensions

Male

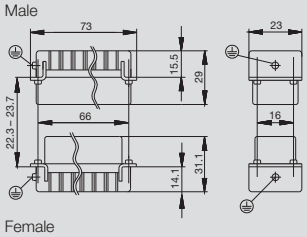

Female

Arrangement of contacts

Male

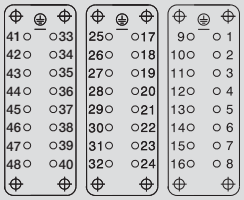

Female

Mounting cut-out

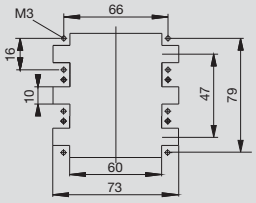

Accessories

Crimp contacts

Surface finish gold

Surface finish silver

Male			Female	
Qty.	Type	Order No.	Type	Order No.
100	HDC-C-HE-SM0.5AU	1651420000	HDC-C-HE-BM0.5AU	1651470000
100	HDC-C-HE-SM0.75-1.00AU	1651430000	HDC-C-HE-BM0.75-1.00AU	1651480000
100	HDC-C-HE-SM1.5AU	1651440000	HDC-C-HE-BM1.5AU	1651490000
100	HDC-C-HE-SM2.5AU	1651450000	HDC-C-HE-BM2.5AU	1651500000
100	HDC-C-HE-SM4.0AU	1651460000	HDC-C-HE-BM4.0AU	1651510000
100	HDC-C-HE-SM0.5AG	1200500000	HDC-C-HE-BM0.5AG	1201100000
100	HDC-C-HE-SM0.75-1.00AG	1200600000	HDC-C-HE-BM0.75-1.00AG	1201200000
100	HDC-C-HE-SM1.5AG	1200700000	HDC-C-HE-BM1.5AG	1201300000
100	HDC-C-HE-SM2.5AG	1200800000	HDC-C-HE-BM2.5AG	1201400000
100	HDC-C-HE-SM4.0AG	1200900000	HDC-C-HE-BM4.0AG	1201500000

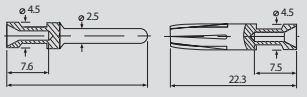

Conductor cross-section	Insulation stripping length	
0.50 mm²	AWG 20	7.5 mm
0.75 – 1.00 mm²	AWG 18	7.5 mm
1.50 mm²	AWG 16	7.5 mm
2.50 mm²	AWG 14	7.5 mm
4.00 mm²	AWG 12	7.5 mm

Tools

Crimping tool	
CTX CM 1.6/2.5	9018490000
Contact Removal Tool	
Removal Tool HE	1866750000

«ЭЛЕКТРО-ПРОФИ» - http://www.ep.ru

Housing selection RockStar ® IP66
Size 9

Further housings are available, see Chapter E for IP66

Hood

Plug housing, cable entry sideways

a	Version	Cover	b (mm)	Type	Order No.
M 32	w. threading		79	HDC 48A TSLU 1M32G	**1788550000**

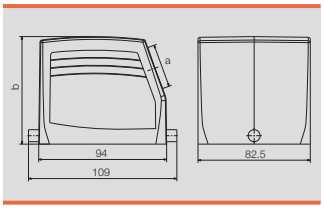

Plug housing, cable entry at top

a	Version	Cover	b (mm)	Type	Order No.
M 32	w. threading		79	HDC 48A TOLU 1M32G	**1788560000**

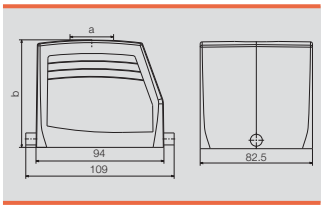

Base

Bulkhead housing

	Version	Cover	b (mm)	Type	Order No.
			38	HDC 48A ALU	**1666740000**
		with cover	55	HDC 48A ADLU	**1666750000**

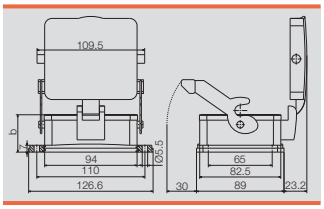

Base housing

a	Version	Cover	b (mm)	Type	Order No.
M 32	w. threading		79	HDC 48A SLU 2M32G	**1788570000**

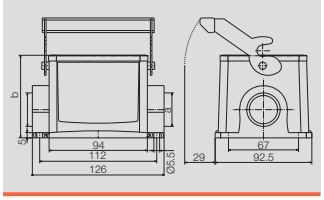

«ЭЛЕКТРО-ПРОФИ» - http://www.ep.ru

HE series – the universal connectors

With the HE range, you can choose the wire connection method. In addition to our proven tension-clamp connection, we can also deliver with screw, crimp or PUSH IN wire connection.

You choose the connection method which you need.



Technical data

Standards / approvals	
Standards	DIN EN 61984 DIN EN 60664-1
Approvals	UL/CSA**, ISO 23570 (DESINA)*
Inserts	
No. of poles	6, 10, 16, 24, 32, 48
Rated voltage	500 V
Rated voltage to UL/CSA	600 V
Rated current	16 A (6 poles 24 A)
Rated impulse withstand voltage	6 kV
Pollution severity	3 (630 V / 6 kV / 2)
Insulation resistance	$\geq 10^{10}$ Ω
Material	Glass-fibre reinforced PC (in UL list and approved for railway applications)
Temperature range	–40 °C ... +125 °C
Flammability to UL 94	V – 0
Mechanical service life	
– Plugging cycles Ag - Surface	≥ 500
– Plugging cycles Au - Surface	≥ 500
Contact resistance	≤ 2 mΩ
Contacts / Material	
Contacts	Copper alloy
Surface	Passivated silver, or gold-plated
Clamping range/Stripping length	
– Crimp connection	
– stranded/flexible	0.5...4.0 mm²/0.5...4.0 mm² (AWG 20...12) / 7.5 mm
– Screw connection	
– solid/stranded	0.5...2.5 mm²/0.5...2.5 mm² (AWG 20...14) / 9 mm
– flexible/flexible with wire end ferrule	0.5...2.5 mm²/0.5...2.5 mm² (AWG 20...14) / 9 mm
– Tension clamp connection	
– solid/stranded	0.25...2.5 mm²/ (AWG 24...14) / 8 mm
– flexible/flexible with wire end ferrule	0.25...2.5 mm²/ (AWG 24...14) / 8 mm
– PUSH IN	
– solid	0.5...4 mm² (AWG 20...12) / 10 mm
– flexible with wire end ferrule	0.5...2.5 mm² (AWG 20...14) / 10 mm
Clamping torque	
– Screw connection	0.5 - 0.55 Nm
SD blades	
– Screw connection	0.6 x 3.5 or PZ 0
– PUSH IN	0.4 x 2.5
– Tension clamp connection	0.5 x 3 or 0.6 x 3.5

* The HE 10 inserts are included in the ISO 23570 as motor terminal connectors.
** For screw, crimp, and PUSH IN connections

Contacts / Material	
PE connection	
– Clamping range	0.5 ... 4 mm²
– solid / stranded	0.5 ... 4 mm² / 0.5 ... 4 mm²
– flexible / flexible with wire end ferrule, DIN 46228 pt. 1	0.5 ... 4 mm² / 0.5 ... 4 mm²
– AWG conductor	AWG 20 ... 12
– Stripping length	10 mm
– Clamping torque	1.2 ... 1.5 Nm
– Blade dimensions	SD 0.8 x 4 mm or PZ 1

Note: When used properly and as designated, the listed connectors may not be connected or disconnected if there is a live voltage or load!
Inserts with PUSH IN connection can be connected to the H07V-U4 conductor.

Derating curves

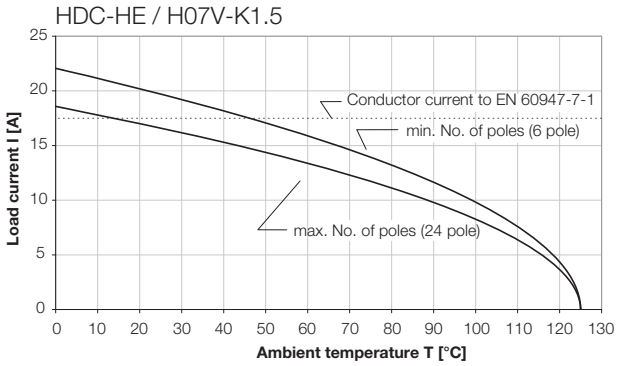

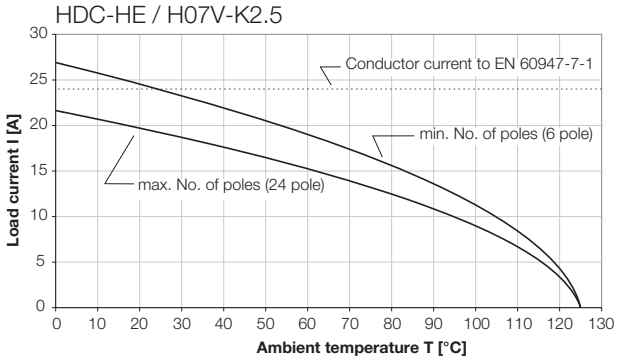

«ЭЛЕКТРО-ПРОФИ» - http://www.ep.ru

Overview

		Size	Rated voltage	Rated current	No. of poles	Tension clamp connection	Screw conn. with wire guard spring	Crimp connection	PUSH IN connection	Axial screw connection	Page
		3	500 V	24 A	6 + ⏚	•	•	•	•		B.20
		4	500 V	16 A	10 + ⏚	•	•	•	•		B.22
		6	500 V	16 A	16 + ⏚	•	•	•	•		B.24
		8	500 V	16 A	24 + ⏚	•	•	•	•		B.26
		10	500 V	16 A	32 + ⏚	•	•	•	•		B.28
		12	500 V	16 A	48 + ⏚	•	•	•	•		B.30

«ЭЛЕКТРО-ПРОФИ» - http://www.ep.ru

HE series - the universal connectors

500 V, 24 A, Size 3

6 + ⏚

Inserts

Tension clamp connection

Insert	Type	Order No.
Male	HDC HE 6 MT	1745820000
Female	HDC HE 6 FT	1745760000

Screw connection

Insert	Type	Order No.
Male	HDC HE 6 MS	1200000000
Female	HDC HE 6 FS	1200200000

PUSH IN connection

Insert	Type	Order No.
Male	HDC HE 6 MP	1873530000
Female	HDC HE 6 FP	1873520000

Crimp connection

Insert	Type	Order No.
Male	HDC HE 6 MC	1200400000
Female	HDC HE 6 FC	1201000000

Dimensions

Male

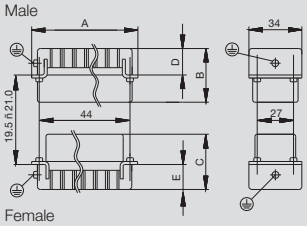

Female

A (mm)	B (mm)	C (mm)	D (mm)	E (mm)
51.00	33.80	33.20	19.10	16.50

Arrangement of contacts

Male

Female

Mounting cut-out

Accessories

Crimp contacts

Surface finish gold

Surface finish silver

Male			Female	
Qty.	Type	Order No.	Type	Order No.
100	HDC-C-HE-SM0.5AU	1651420000	HDC-C-HE-BM0.5AU	1651470000
100	HDC-C-HE-SM0.75-1.00AU	1651430000	HDC-C-HE-BM0.75-1.00AU	1651480000
100	HDC-C-HE-SM1.5AU	1651440000	HDC-C-HE-BM1.5AU	1651490000
100	HDC-C-HE-SM2.5AU	1651450000	HDC-C-HE-BM2.5AU	1651500000
100	HDC-C-HE-SM4.0AU	1651460000	HDC-C-HE-BM4.0AU	1651510000
100	HDC-C-HE-SM0.5AG	1200500000	HDC-C-HE-BM0.5AG	1201100000
100	HDC-C-HE-SM0.75-1.00AG	1200600000	HDC-C-HE-BM0.75-1.00AG	1201200000
100	HDC-C-HE-SM1.5AG	1200700000	HDC-C-HE-BM1.5AG	1201300000
100	HDC-C-HE-SM2.5AG	1200800000	HDC-C-HE-BM2.5AG	1201400000
100	HDC-C-HE-SM4.0AG	1200900000	HDC-C-HE-BM4.0AG	1201500000

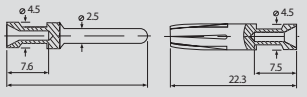

Conductor cross-section	Insulation stripping length	
0.50 mm²	AWG 20	7.5 mm
0.75 – 1.00 mm²	AWG 18	7.5 mm
1.50 mm²	AWG 16	7.5 mm
2.50 mm²	AWG 14	7.5 mm
4.00 mm²	AWG 12	7.5 mm

Tools

Crimping tool	
CTX CM 1.6/2.5	9018490000
Contact Removal Tool	
Removal Tool HE	1866750000

«ЭЛЕКТРО-ПРОФИ» - http://www.ep.ru

Housing selection RockStar ® IP66
Size 3

Further housings are available, see
Chapter E for IP66 and Chapter F for IP68

Hood

Plug housing, cable entry sideways

a	Version	Cover	b (mm)	Type	Order No.
M 20	w. threading		52	HDC 06B TSLU 1M20G	1788100000
M 25	w. threading		52	HDC 06B TSLU 1M25G	1788090000
M 25	w. threading		72	HDC 16D TSLU 1M25G	1787480000

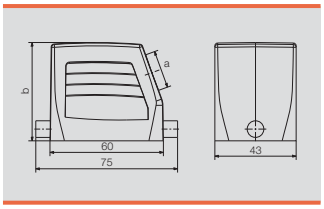

Plug housing, cable entry at top

a	Version	Cover	b (mm)	Type	Order No.
M 20	w. threading		52	HDC 06B TOLU 1M20G	1788120000
M 25	w. threading		52	HDC 06B TOLU 1M25G	1788110000
M 25	w. threading		72	HDC 16D TOLU 1M25G	1787500000
M 32	w. threading		72	HDC 16D TOLU 1M32G	1787490000

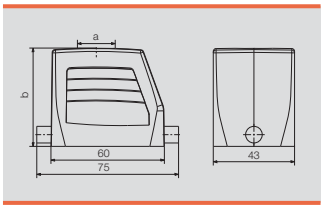

Cover

	Version	Type	Order No.
	For hoods	HDC 06B DMDL 1LB	1665210000

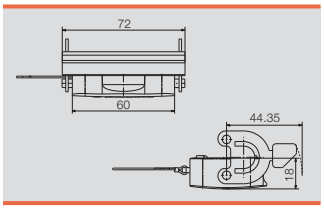

Base

Bulkhead housing

	Version	Cover	b (mm)	Type	Order No.
			29	HDC 06B ALU	1202100000
		with cover	47	HDC 06B ADLU	1202500000

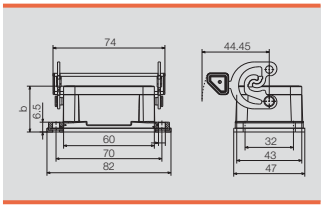

Base housing

a	Version	Cover	b (mm)	Type	Order No.
M 20	w. threading		54	HDC 06B SLU 2M20G	1788140000
M 20	w. threading	with cover	72	HDC 06B SDLU 2M20G	1788170000
M 25	w. threading		54	HDC 06B SLU 2M25G	1788130000
M 25	w. threading	with cover	72	HDC 06B SDLU 2M25G	1788160000

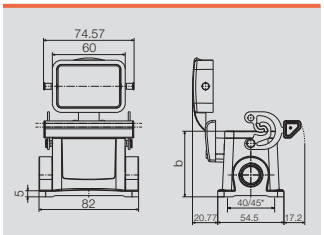

* Mounting dimensions for size-3 base housings, tall shape (16D)

Cover

	Version	Type	Order No.
	For bases	HDC 06B DODL 2BO	1665200000

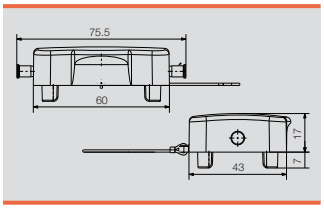

«ЭЛЕКТРО-ПРОФИ» - http://www.ep.ru

HE series - the universal connectors

500 V, 16 A, Size 4

10 + ⏚

Inserts

Tension clamp connection

Insert	Type	Order No.
Male	HDC HE 10 MT	1745830000
Female	HDC HE 10 FT	1745770000

Screw connection

Insert	Type	Order No.
Male	HDC HE 10 MS	1203900000
Female	HDC HE 10 FS	1204100000

PUSH IN connection

Insert	Type	Order No.
Male	HDC HE 10 MP	1873550000
Female	HDC HE 10 FP	1873540000

Crimp connection

Insert	Type	Order No.
Male	HDC HE 10 MC	1204300000
Female	HDC HE 10 FC	1204400000

Dimensions

Male

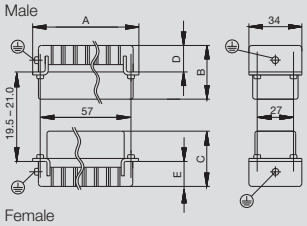

Female

A (mm)	B (mm)	C (mm)	D (mm)	E (mm)
64.00	33.80	33.20	19.10	16.50

Arrangement of contacts

Male

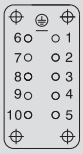

Female

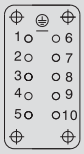

Mounting cut-out

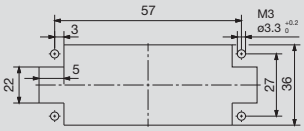

Accessories

Crimp contacts

Surface finish gold

Surface finish silver

Male			Female	
Qty.	Type	Order No.	Type	Order No.
100	HDC-C-HE-SM0.5AU	1651420000	HDC-C-HE-BM0.5AU	1651470000
100	HDC-C-HE-SM0.75-1.00AU	1651430000	HDC-C-HE-BM0.75-1.00AU	1651480000
100	HDC-C-HE-SM1.5AU	1651440000	HDC-C-HE-BM1.5AU	1651490000
100	HDC-C-HE-SM2.5AU	1651450000	HDC-C-HE-BM2.5AU	1651500000
100	HDC-C-HE-SM4.0AU	1651460000	HDC-C-HE-BM4.0AU	1651510000
100	HDC-C-HE-SM0.5AG	1200500000	HDC-C-HE-BM0.5AG	1201100000
100	HDC-C-HE-SM0.75-1.00AG	1200600000	HDC-C-HE-BM0.75-1.00AG	1201200000
100	HDC-C-HE-SM1.5AG	1200700000	HDC-C-HE-BM1.5AG	1201300000
100	HDC-C-HE-SM2.5AG	1200800000	HDC-C-HE-BM2.5AG	1201400000
100	HDC-C-HE-SM4.0AG	1200900000	HDC-C-HE-BM4.0AG	1201500000

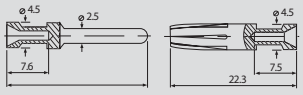

Conductor cross-section	Insulation stripping length	
0.50 mm²	AWG 20	7.5 mm
0.75 – 1.00 mm²	AWG 18	7.5 mm
1.50 mm²	AWG 16	7.5 mm
2.50 mm²	AWG 14	7.5 mm
4.00 mm²	AWG 12	7.5 mm

Tools

Crimping tool	
CTX CM 1.6/2.5	9018490000
Contact Removal Tool	
Removal Tool HE	1866750000

«ЭЛЕКТРО-ПРОФИ» - http://www.ep.ru

Housing selection RockStar ® IP66
Size 4

Further housings are available, see
Chapter E for IP66 and Chapter F for IP68

Hood

Plug housing, cable entry sideways

a	Version	Cover	b (mm)	Type	Order No.
M 20	w. threading		52	HDC 10B TSBU 1M20G	**1787560000**
M 25	w. threading		52	HDC 10B TSBU 1M25G	**1787550000**
M 25	w. threading		72	HDC 24D TSBU 1M25G	**1787240000**
M 32	w. threading		72	HDC 24D TSBU 1M32G	**1787230000**

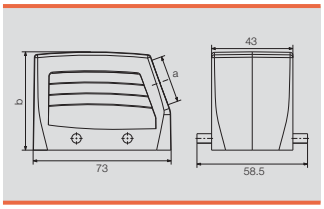

Plug housing, cable entry at top

a	Version	Cover	b (mm)	Type	Order No.
M 20	w. threading		52	HDC 10B TOBU 1M20G	**1787600000**
M 25	w. threading		52	HDC 10B TOBU 1M25G	**1787590000**
M 25	w. threading		72	HDC 24D TOBU 1M25G	**1787300000**
M 32	w. threading		72	HDC 24D TOBU 1M32G	**1787290000**

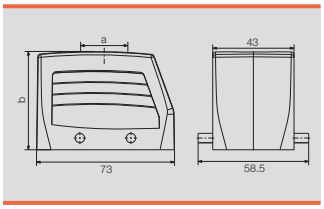

Cover

	Version			Type	Order No.
	For hoods			HDC 10B DMDQ 2QB	**1665240000**

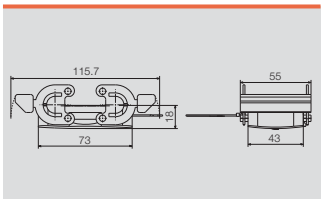

Base

Bulkhead housing

	Version	Cover	b (mm)	Type	Order No.
			29.3	HDC 10B ABU	**1205000000**

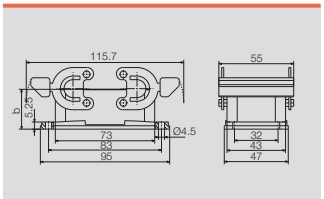

Base housing

a	Version	Cover	b (mm)	Type	Order No.
M 20	w. threading		57	HDC 10B SBU 2M20G	**1787640000**
M 25	w. threading		57	HDC 10B SBU 2M25G	**1787630000**

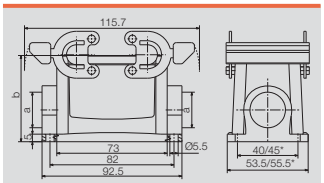

* Mounting dimensions and base width for size-4 base housings, tall shape (24D)

Coupling housing

a	Version	Cover	b (mm)	Type	Order No.
M 20	w. threading		55	HDC 10B KBU 1M20G	**1787720000**

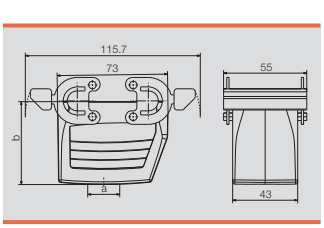

Cover

	Version			Type	Order No.
	For bases			HDC 10B DODQ 4BO	**1665230000**

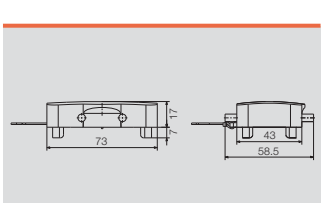

«ЭЛЕКТРО-ПРОФИ» - http://www.ep.ru

HE series - the universal connectors

500 V, 16 A, Size 6

16 + ⏚

Inserts

Tension clamp connection

Insert	Type	Order No.
Male	HDC HE 16 MT	1745840000
Female	HDC HE 16 FT	1745780000

Screw connection

Insert	Type	Order No.
Male	HDC HE 16 MS	1207500000
Female	HDC HE 16 FS	1207700000

PUSH IN connection

Insert	Type	Order No.
Male	HDC HE 16 MP	1873570000
Female	HDC HE 16 FP	1873560000

Crimp connection

Insert	Type	Order No.
Male	HDC HE 16 MC	1207900000
Female	HDC HE 16 FC	1208000000

Dimensions

Male

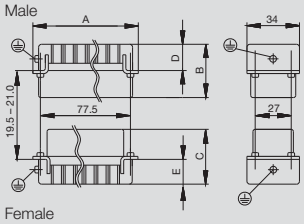

Female

A (mm)	B (mm)	C (mm)	D (mm)	E (mm)
84.50	33.80	33.20	19.10	16.50

Arrangement of contacts

Male

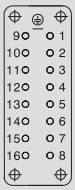

Female

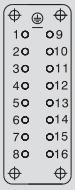

Mounting cut-out

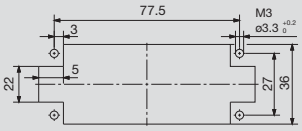

Accessories

Crimp contacts

Surface finish gold

Surface finish silver

Male			Female	
Qty.	Type	Order No.	Type	Order No.
100	HDC-C-HE-SM0.5AU	1651420000	HDC-C-HE-BM0.5AU	1651470000
100	HDC-C-HE-SM0.75-1.00AU	1651430000	HDC-C-HE-BM0.75-1.00AU	1651480000
100	HDC-C-HE-SM1.5AU	1651440000	HDC-C-HE-BM1.5AU	1651490000
100	HDC-C-HE-SM2.5AU	1651450000	HDC-C-HE-BM2.5AU	1651500000
100	HDC-C-HE-SM4.0AU	1651460000	HDC-C-HE-BM4.0AU	1651510000
100	HDC-C-HE-SM0.5AG	1200500000	HDC-C-HE-BM0.5AG	1201100000
100	HDC-C-HE-SM0.75-1.00AG	1200600000	HDC-C-HE-BM0.75-1.00AG	1201200000
100	HDC-C-HE-SM1.5AG	1200700000	HDC-C-HE-BM1.5AG	1201300000
100	HDC-C-HE-SM2.5AG	1200800000	HDC-C-HE-BM2.5AG	1201400000
100	HDC-C-HE-SM4.0AG	1200900000	HDC-C-HE-BM4.0AG	1201500000

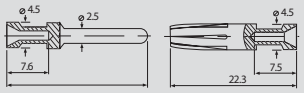

Conductor cross-section	Insulation stripping length	
0.50 mm²	AWG 20	7.5 mm
0.75 – 1.00 mm²	AWG 18	7.5 mm
1.50 mm²	AWG 16	7.5 mm
2.50 mm²	AWG 14	7.5 mm
4.00 mm²	AWG 12	7.5 mm

Tools

Crimping tool	
CTX CM 1.6/2.5	9018490000
Contact Removal Tool	
Removal Tool HE	1866750000

«ЭЛЕКТРО-ПРОФИ» - http://www.ep.ru

Housing selection RockStar ® IP66
Size 6

Further housings are available, see
Chapter E for IP66 and Chapter F for IP68

Hood

Plug housing, cable entry sideways

a	Version	Cover	b (mm)	Type	Order No.
M 25	w. threading		61	HDC 16B TSBU 1M25G	1788180000
M 25	w. threading		76	HDC 40D TSBU 1M25G	1787010000
M 32	w. threading		76	HDC 40D TSBU 1M32G	1787000000

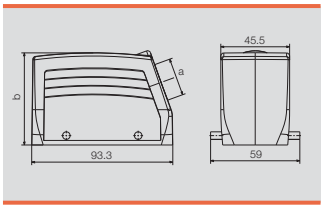

Plug housing, cable entry at top

a	Version	Cover	b (mm)	Type	Order No.
M 25	w. threading		61	HDC 16B TOBU 1M25G	1788210000
M 25	w. threading		76	HDC 40D TOBU 1M25G	1787070000
M 32	w. threading		76	HDC 40D TOBU 1M32G	1787060000

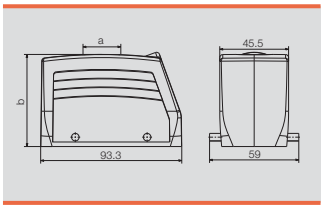

Cover

	Version			Type	Order No.
	For hoods			HDC 16B DMDQ 2QB	1665270000

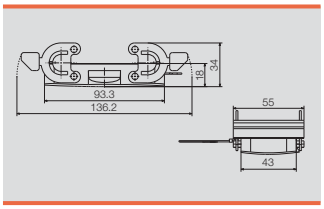

Base

Bulkhead housing

	Version	Cover	b (mm)	Type	Order No.
			29	HDC 16B ABU	1208600000

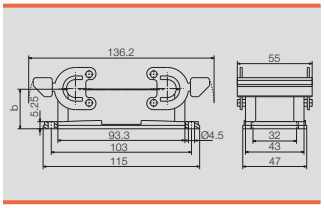

Base housing

a	Version	Cover	b (mm)	Type	Order No.
M 25	w. threading		64	HDC 16B SBU 2M25G	1788240000
M 25	w. threading		84	HDC 40D SBU 2M25G	1787120000
M 32	w. threading		84	HDC 40D SBU 2M32G	1787110000

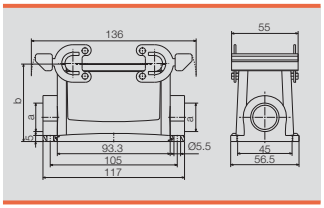

Coupling housing

a	Version	Cover	b (mm)	Type	Order No.
M 25	w. threading		79	HDC 40D KBU 1M25G	1787200000
M 32	w. threading		79	HDC 40D KBU 1M32G	1787190000

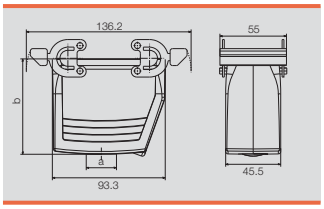

Cover

	Version			Type	Order No.
	For bases			HDC 16B DODQ 4BO	1665260000

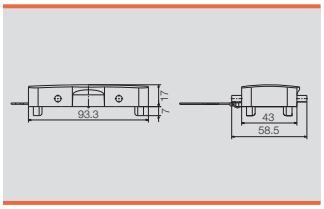

«ЭЛЕКТРО-ПРОФИ» - http://www.ep.ru

HE series - the universal connectors

500 V, 16 A, Size 8

24 + ⏚

Inserts

Tension clamp connection

Insert	Type	Order No.
Male	HDC HE 24 MT	1745850000
Female	HDC HE 24 FT	1745790000

Screw connection

Insert	Type	Order No.
Male	HDC HE 24 MS	1211100000
Female	HDC HE 24 FS	1211300000

PUSH IN connection

Insert	Type	Order No.
Male	HDC HE 24 MP	1873590000
Female	HDC HE 24 FP	1873580000

Crimp connection

Insert	Type	Order No.
Male	HDC HE 24 MC	1211500000
Female	HDC HE 24 FC	1211600000

Dimensions

Male

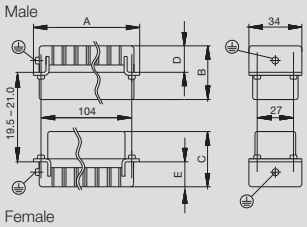

Female

A (mm)	B (mm)	C (mm)	D (mm)	E (mm)
111.00	33.80	33.20	19.10	16.50

Arrangement of contacts

Male



Female

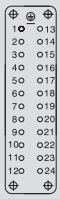

Mounting cut-out

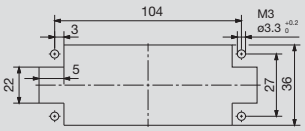

Accessories

Crimp contacts

Surface finish gold

Surface finish silver

Male			Female	
Qty.	Type	Order No.	Type	Order No.
100	HDC-C-HE-SM0.5AU	1651420000	HDC-C-HE-BM0.5AU	1651470000
100	HDC-C-HE-SM0.75-1.00AU	1651430000	HDC-C-HE-BM0.75-1.00AU	1651480000
100	HDC-C-HE-SM1.5AU	1651440000	HDC-C-HE-BM1.5AU	1651490000
100	HDC-C-HE-SM2.5AU	1651450000	HDC-C-HE-BM2.5AU	1651500000
100	HDC-C-HE-SM4.0AU	1651460000	HDC-C-HE-BM4.0AU	1651510000
100	HDC-C-HE-SM0.5AG	1200500000	HDC-C-HE-BM0.5AG	1201100000
100	HDC-C-HE-SM0.75-1.00AG	1200600000	HDC-C-HE-BM0.75-1.00AG	1201200000
100	HDC-C-HE-SM1.5AG	1200700000	HDC-C-HE-BM1.5AG	1201300000
100	HDC-C-HE-SM2.5AG	1200800000	HDC-C-HE-BM2.5AG	1201400000
100	HDC-C-HE-SM4.0AG	1200900000	HDC-C-HE-BM4.0AG	1201500000

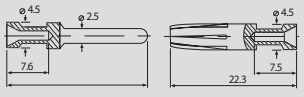

Conductor cross-section	Insulation stripping length	
0.50 mm²	AWG 20	7.5 mm
0.75 – 1.00 mm²	AWG 18	7.5 mm
1.50 mm²	AWG 16	7.5 mm
2.50 mm²	AWG 14	7.5 mm
4.00 mm²	AWG 12	7.5 mm

Tools

Crimping tool	
CTX CM 1.6/2.5	9018490000
Contact Removal Tool	
Removal Tool HE	1866750000

«ЭЛЕКТРО-ПРОФИ» - http://www.ep.ru

Housing selection RockStar ® IP66
Size 8

Further housings are available, see
Chapter E for IP66 and Chapter F for IP68

Hood

Plug housing, cable entry sideways

a	Version	Cover	b (mm)	Type	Order No.
M 25	w. threading		61	HDC 24B TSBU 1M25G	1787760000
M 25	w. threading		76	HDC 64D TSBU 1M25G	1786780000
M 32	w. threading		61	HDC 24B TSBU 1M32G	1787750000
M 32	w. threading		76	HDC 64D TSBU 1M32G	1786770000

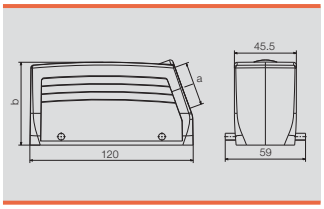

Plug housing, cable entry at top

a	Version	Cover	b (mm)	Type	Order No.
M 25	w. threading		61	HDC 24B TOBU 1M25G	1787820000
M 32	w. threading		61	HDC 24B TOBU 1M32G	1787810000
M 32	w. threading		76	HDC 64D TOBU 1M32G	1786830000

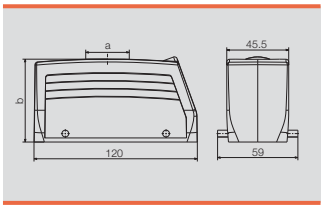

Cover

	Version			Type	Order No.
	For hoods			HDC 24B DMDQ 2QB	1665640000

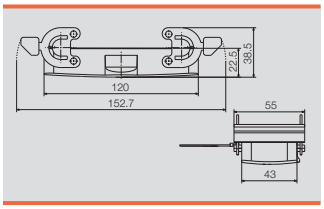

Base

Bulkhead housing

	Version	Cover	b (mm)	Type	Order No.
			29.3	HDC 24B ABU	1212400000

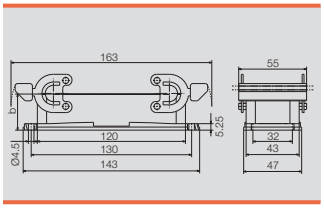

Base housing

a	Version	Cover	b (mm)	Type	Order No.
M 25	w. threading		64	HDC 24B SBU 2M25G	1787870000
M 25	w. threading		84	HDC 64D SBU 2M25G	1786890000
M 32	w. threading		84	HDC 64D SBU 2M32G	1786880000

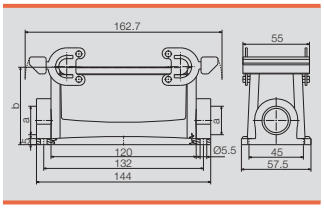

Coupling housing

a	Version	Cover	b (mm)	Type	Order No.
M 25	w. threading		65	HDC 24B KBU 1M25G	1787920000
M 32	w. threading		79	HDC 64D KBU 1M32G	1786960000

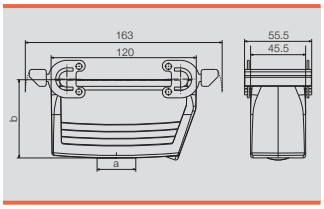

Cover

	Version			Type	Order No.
	For bases			HDC 24B DODQ 4BO	1665630000

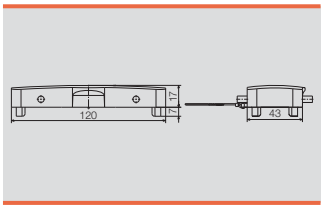

«ЭЛЕКТРО-ПРОФИ» - http://www.ep.ru

HE series - the universal connectors

500 V, 16 A, Size 10

32 + ⏚

Inserts

Tension clamp connection

Insert	Type	Order No.
Male	HDC HE 16 MT	1745840000
Female	HDC HE 16 FT	1745780000
Male	HDC HE 16 MT 17-32	1745860000
Female	HDC HE 16 FT 17-32	1745800000

Note To complete the assembly of the plug-in connector, two inserts are required

Screw connection

Insert	Type	Order No.
Male	HDC HE 16 MS	1207500000
Female	HDC HE 16 FS	1207700000
Male	HDC HE 16 MS 17-32	1215700000
Female	HDC HE 16 FS 17-32	1216100000

Note To complete the assembly of the plug-in connector, two inserts are required

PUSH IN connection

Insert	Type	Order No.
Male	HDC HE 16 MP	1873570000
Female	HDC HE 16 FP	1873560000
Male	HDC HE 16 MP 17-32	1875800000
Female	HDC HE 16 FP 17-32	1875740000

Note To complete the assembly of the plug-in connector, two inserts are required

Crimp connection

Insert	Type	Order No.
Male	HDC HE 16 MC	1207900000
Female	HDC HE 16 FC	1208000000
Male	HDC HE 16 MC 17-32	1216500000
Female	HDC HE 16 FC 17-32	1216700000

Note To complete the assembly of the plug-in connector, two inserts are required

Dimensions

Male

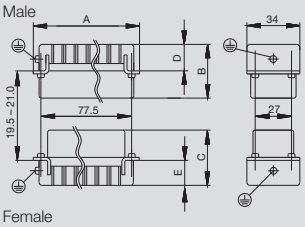

Female

A (mm)	B (mm)	C (mm)	D (mm)	E (mm)
84.50	33.80	33.20	19.10	16.50

Arrangement of contacts

Male

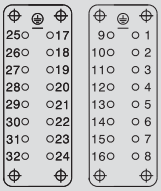

Female

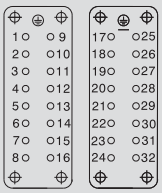

Mounting cut-out

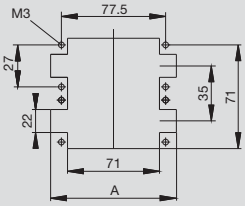

A (mm)
84.50

Accessories

Crimp contacts

Surface finish gold

Surface finish silver

Male			Female	
Qty.	Type	Order No.	Type	Order No.
100	HDC-C-HE-SM0.5AU	1651420000	HDC-C-HE-BM0.5AU	1651470000
100	HDC-C-HE-SM0.75-1.00AU	1651430000	HDC-C-HE-BM0.75-1.00AU	1651480000
100	HDC-C-HE-SM1.5AU	1651440000	HDC-C-HE-BM1.5AU	1651490000
100	HDC-C-HE-SM2.5AU	1651450000	HDC-C-HE-BM2.5AU	1651500000
100	HDC-C-HE-SM4.0AU	1651460000	HDC-C-HE-BM4.0AU	1651510000
100	HDC-C-HE-SM0.5AG	1200500000	HDC-C-HE-BM0.5AG	1201100000
100	HDC-C-HE-SM0.75-1.00AG	1200600000	HDC-C-HE-BM0.75-1.00AG	1201200000
100	HDC-C-HE-SM1.5AG	1200700000	HDC-C-HE-BM1.5AG	1201300000
100	HDC-C-HE-SM2.5AG	1200800000	HDC-C-HE-BM2.5AG	1201400000
100	HDC-C-HE-SM4.0AG	1200900000	HDC-C-HE-BM4.0AG	1201500000

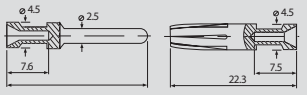

Conductor cross-section		Insulation stripping length
0.50 mm²	AWG 20	7.5 mm
0.75 – 1.00 mm²	AWG 18	7.5 mm
1.50 mm²	AWG 16	7.5 mm
2.50 mm²	AWG 14	7.5 mm
4.00 mm²	AWG 12	7.5 mm

Tools

Crimping tool	
CTX CM 1.6/2.5	9018490000
Contact Removal Tool	
Removal Tool HE	1866750000

«ЭЛЕКТРО-ПРОФИ» - http://www.ep.ru

Housing selection RockStar ® IP66
Size 10

Further housings are available, see Chapter E for IP66

Hood

Plug housing, cable entry sideways

a	Version	Cover	b (mm)	Type	Order No.
M 32	w. threading		79	HDC 32B TSLU 1M32G	**1788420000**

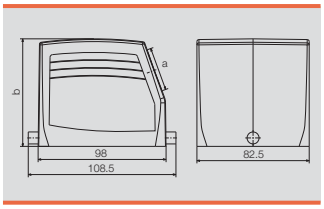

Base

Bulkhead housing

	Version	Cover	b (mm)	Type	Order No.
			38	HDC 32B ALU	**1219500000**
		with cover	55	HDC 32B ADLU	**1219800000**

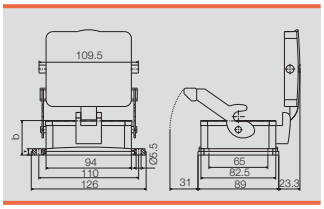

Base housing

a	Version	Cover	b (mm)	Type	Order No.
M 32	w. threading		79	HDC 32B SLU 2M32G	**1788470000**
M 32	w. threading	with cover	96	HDC 32B SDLU 2M32G	**1788490000**

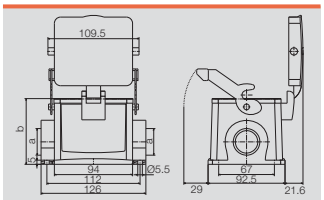

Coupling housing

a	Version	Cover	b (mm)	Type	Order No.
M 32	w. threading		83	HDC 32B KLU 1M32G	**1788500000**

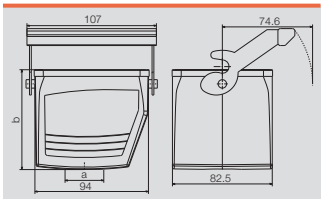

«ЭЛЕКТРО-ПРОФИ» - http://www.ep.ru

HE series - the universal connectors

500 V, 16 A, Size 12

48 + ⏚

Inserts

Tension clamp connection

Insert	Type	Order No.
Male	HDC HE 24 MT	1745850000
Female	HDC HE 24 FT	1745790000
Male	HDC HE 24 MT 25-48	1745870000
Female	HDC HE 24 FT 25-48	1745810000

Note To complete the assembly of the plug-in connector, two inserts are required

Screw connection



Insert	Type	Order No.
Male	HDC HE 24 MS	1211100000
Female	HDC HE 24 FS	1211300000
Male	HDC HE 24 MS 25-48	1220800000
Female	HDC HE 24 FS 25-48	1221200000

Note To complete the assembly of the plug-in connector, two inserts are required

PUSH IN connection



Insert	Type	Order No.
Male	HDC HE 24 MP	1873590000
Female	HDC HE 24 FP	1873580000
Male	HDC HE 24 MP 25-48	1875890000
Female	HDC HE 24 FP 25-48	1875850000

Note To complete the assembly of the plug-in connector, two inserts are required

Crimp connection

Insert	Type	Order No.
Male	HDC HE 24 MC	1211500000
Female	HDC HE 24 FC	1211600000
Male	HDC HE 24 MC 25-48	1226400000
Female	HDC HE 24 FC 25-48	1226600000

Note To complete the assembly of the plug-in connector, two inserts are required

Dimensions

Male

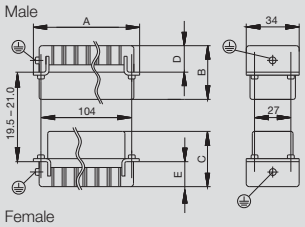

Female

A (mm)	B (mm)	C (mm)	D (mm)	E (mm)
111.00	33.80	33.20	19.10	16.50

Arrangement of contacts

Male

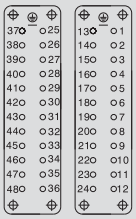

Female

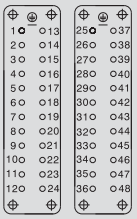

Mounting cut-out

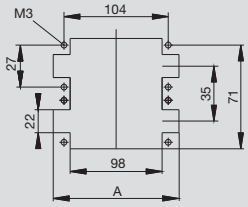

A (mm)	B (mm)	C (mm)	D (mm)	E (mm)
111.00				

Accessories

Crimp contacts

Surface finish gold

Surface finish silver

Male			Female	
Qty.	Type	Order No.	Type	Order No.
100	HDC-C-HE-SM0.5AU	1651420000	HDC-C-HE-BM0.5AU	1651470000
100	HDC-C-HE-SM0.75-1.00AU	1651430000	HDC-C-HE-BM0.75-1.00AU	1651480000
100	HDC-C-HE-SM1.5AU	1651440000	HDC-C-HE-BM1.5AU	1651490000
100	HDC-C-HE-SM2.5AU	1651450000	HDC-C-HE-BM2.5AU	1651500000
100	HDC-C-HE-SM4.0AU	1651460000	HDC-C-HE-BM4.0AU	1651510000
100	HDC-C-HE-SM0.5AG	1200500000	HDC-C-HE-BM0.5AG	1201100000
100	HDC-C-HE-SM0.75-1.00AG	1200600000	HDC-C-HE-BM0.75-1.00AG	1201200000
100	HDC-C-HE-SM1.5AG	1200700000	HDC-C-HE-BM1.5AG	1201300000
100	HDC-C-HE-SM2.5AG	1200800000	HDC-C-HE-BM2.5AG	1201400000
100	HDC-C-HE-SM4.0AG	1200900000	HDC-C-HE-BM4.0AG	1201500000

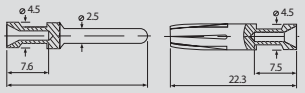

Conductor cross-section	Insulation stripping length	
0.50 mm²	AWG 20	7.5 mm
0.75 – 1.00 mm²	AWG 18	7.5 mm
1.50 mm²	AWG 16	7.5 mm
2.50 mm²	AWG 14	7.5 mm
4.00 mm²	AWG 12	7.5 mm

Tools

Crimping tool	
CTX CM 1.6/2.5	9018490000
Contact Removal Tool	
Removal Tool HE	1866750000

«ЭЛЕКТРО-ПРОФИ» - http://www.ep.ru

Housing selection RockStar ® IP66
Size 12

Further housings are available, see Chapter E for IP66

Hood

Plug housing, cable entry sideways

a	Version	Cover	b (mm)	Type	Order No.
M 32	w. threading		94	HDC 48B TSLU 1M32G	**1788320000**
M 40	w. threading		94	HDC 48B TSLU 1M40G	**1788310000**
M 50	w. threading		94	HDC 48B TSLU 1M50G	**1788300000**

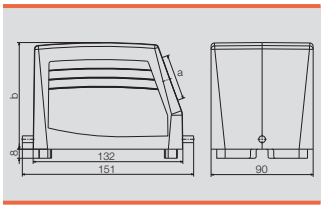

Plug housing, cable entry at top

a	Version	Cover	b (mm)	Type	Order No.
M 32	w. threading		94	HDC 48B TOLU 1M32G	**1788350000**
M 50	w. threading		94	HDC 48B TOLU 1M50G	**1788330000**

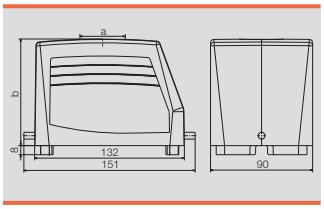

Base

Bulkhead housing

	Version	Cover	b (mm)	Type	Order No.
		with cover	62	HDC 48B ADLU	**1222900000**

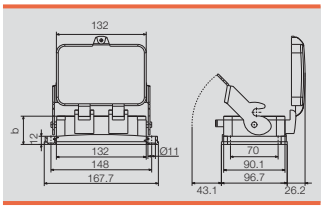

Base housing

a	Version	Cover	b (mm)	Type	Order No.
M 32	w. threading		100	HDC 48B SLU 2M32G	**1788370000**
M 32	w. threading	with cover	120	HDC 48B SDLU 2M32G	**1788390000**
M 40	w. threading		100	HDC 48B SLU 2M40G	**1788360000**

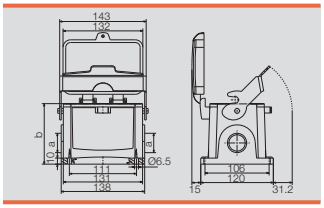

«ЭЛЕКТРО-ПРОФИ» - http://www.ep.ru

HEE series – high contact density

The HEE series has a high contact density and its design is based on the proven HE inserts.

Technical data

Standards / approvals	
Standards	DIN EN 61984 DIN EN 60664-1
Approvals	UL/CSA
Inserts	
No. of poles	10, 18, 32, 46, 64 (+PE)
Rated voltage	500 V
Rated voltage to UL/CSA	600 V
Rated current	16 A
Rated impulse withstand voltage	6 kV
Pollution severity	3 (630 V / 6 kV / 2)
Insulation resistance	$\geq 10^{10}$ Ω
Material	Glass-fibre reinforced PC (in UL list and approved for railway applications)
Temperature range	–40 °C ... +125 °C
Flammability to UL 94	V – 0
Mechanical service life	
– Plugging cycles Ag - Surface	≥ 500
– Plugging cycles Au - Surface	≥ 500
Contact resistance	
Crimp connection	≤ 2 mΩ
Contacts / Material	
Contacts	Copper alloy
Surface	Passivated silver, or gold-plated
Crimp connection	
– Flexible conductor connection	0.5 - 4 mm² (AWG 20 … 12)
– Stripping length	7.5 mm
PE connection	
– Clamping range	0.5 … 4 mm²
– solid / stranded	0.5 … 4 mm² / 0.5 … 4 mm²
– flexible / flexible with wire end ferrule, DIN 46228 pt. 1	0.5 … 4 mm² / 0.5 … 4 mm²
– AWG conductor	AWG 20 ... 12
– Stripping length	10 mm
– Clamping torque	1.2 … 1.5 Nm
– Blade dimensions	SD 0.8 x 4 mm or PZ 1

Note: When used properly and as designated, the listed connectors may not be connected or disconnected if there is a live voltage or load!

Derating curves

HDC-HEE10/conductor: H07V-K4.0; H05V-K0.5

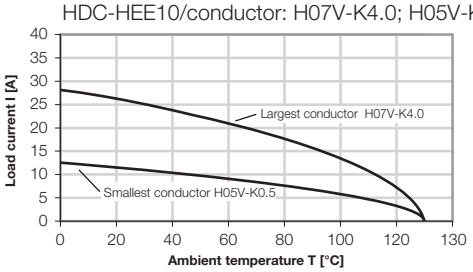

HEE 10-pole

HDC-HEE18/conductor: H07V-K4.0; H05V-K0.5

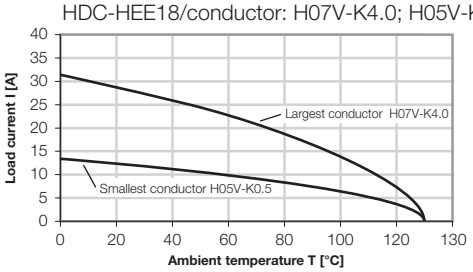

HEE 18-pole

HDC-HEE32/conductor: H07V-K4.0; H05V-K0.5

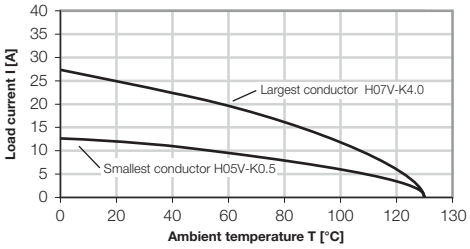

HEE 32-pole

HDC-HEE46/conductor: H07V-K4.0; H05V-K0.5

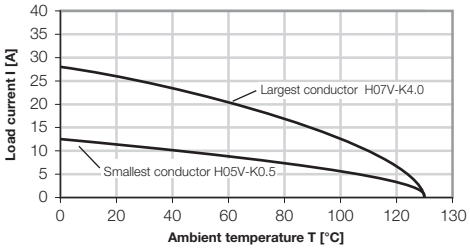

HEE 46-pole

«ЭЛЕКТРО-ПРОФИ» - http://www.ep.ru

Overview

		Size	Rated voltage	Rated current	No. of poles	Tension clamp connection	Screw conn. with wire guard spring	Crimp connection	PUSH IN connection	Axial screw connection	Page
		3	500 V	16 A	10 + ⏚			•			B.34
		4	500 V	16 A	18 + ⏚			•			B.36
		6	500 V	16 A	32 + ⏚			•			B.38
		8	500 V	16 A	46 + ⏚			•			B.40
		10	500 V	16 A	64 + ⏚			•			B.42

«ЭЛЕКТРО-ПРОФИ» - http://www.ep.ru

HEE series - high contact density

500 V, 16 A, Size 3

10 + ⏚

Inserts

Crimp connection

Insert	Type	Order No.
Male	HDC HEE 10 MC	**1826830000**
Female	HDC HEE 10 FC	**1826840000**

Note When using connectors with high contact density, we recommend the use of guide pins and sockets; see Chapter J

Dimensions

Male

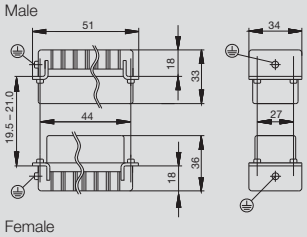

Female

Arrangement of contacts

Male

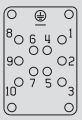

Female

Mounting cut-out

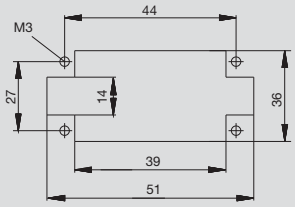

Accessories

Crimp contacts

Surface finish gold

Surface finish silver

Male			Female	
Qty.	**Type**	**Order No.**	**Type**	**Order No.**
100	HDC-C-HE-SM0.5AU	**1651420000**	HDC-C-HE-BM0.5AU	**1651470000**
100	HDC-C-HE-SM0.75-1.00AU	**1651430000**	HDC-C-HE-BM0.75-1.00AU	**1651480000**
100	HDC-C-HE-SM1.5AU	**1651440000**	HDC-C-HE-BM1.5AU	**1651490000**
100	HDC-C-HE-SM2.5AU	**1651450000**	HDC-C-HE-BM2.5AU	**1651500000**
100	HDC-C-HE-SM4.0AU	**1651460000**	HDC-C-HE-BM4.0AU	**1651510000**
100	HDC-C-HE-SM0.5AG	**1200500000**	HDC-C-HE-BM0.5AG	**1201100000**
100	HDC-C-HE-SM0.75-1.00AG	**1200600000**	HDC-C-HE-BM0.75-1.00AG	**1201200000**
100	HDC-C-HE-SM1.5AG	**1200700000**	HDC-C-HE-BM1.5AG	**1201300000**
100	HDC-C-HE-SM2.5AG	**1200800000**	HDC-C-HE-BM2.5AG	**1201400000**
100	HDC-C-HE-SM4.0AG	**1200900000**	HDC-C-HE-BM4.0AG	**1201500000**

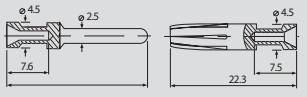

Conductor cross-section	Insulation stripping length	
0.50 mm²	AWG 20	7.5 mm
0.75 – 1.00 mm²	AWG 18	7.5 mm
1.50 mm²	AWG 16	7.5 mm
2.50 mm²	AWG 14	7.5 mm
4.00 mm²	AWG 12	7.5 mm

Tools

Crimping tool	
CTX CM 1.6/2.5	**9018490000**
Contact Removal Tool	
Removal Tool HE	**1866750000**

«ЭЛЕКТРО-ПРОФИ» - http://www.ep.ru

Housing selection RockStar ® IP66
Size 3

Further housings are available, see
Chapter E for IP66 and Chapter F for IP68

Hood

Plug housing, cable entry sideways

a	Version	Cover	b (mm)	Type	Order No.
M 20	w. threading		52	HDC 06B TSLU 1M20G	**1788100000**
M 25	w. threading		52	HDC 06B TSLU 1M25G	**1788090000**
M 25	w. threading		72	HDC 16D TSLU 1M25G	**1787480000**

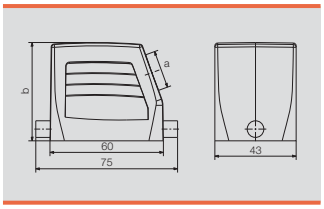

Plug housing, cable entry at top

a	Version	Cover	b (mm)	Type	Order No.
M 20	w. threading		52	HDC 06B TOLU 1M20G	**1788120000**
M 25	w. threading		52	HDC 06B TOLU 1M25G	**1788110000**
M 25	w. threading		72	HDC 16D TOLU 1M25G	**1787500000**
M 32	w. threading		72	HDC 16D TOLU 1M32G	**1787490000**

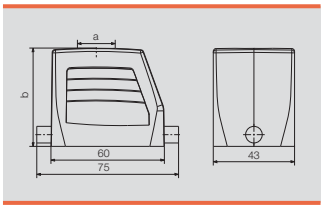

Cover

	Version	Type	Order No.
	For hoods	HDC 06B DMDL 1LB	**1665210000**

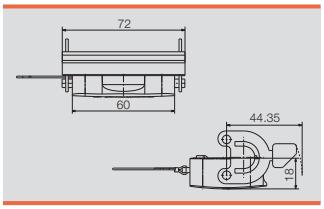

Base

Bulkhead housing

	Version	Cover	b (mm)	Type	Order No.
			29	HDC 06B ALU	**1202100000**
		with cover	47	HDC 06B ADLU	**1202500000**

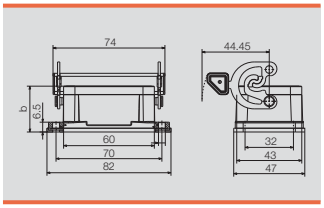

Base housing

a	Version	Cover	b (mm)	Type	Order No.
M 20	w. threading		54	HDC 06B SLU 2M20G	**1788140000**
M 20	w. threading	with cover	72	HDC 06B SDLU 2M20G	**1788170000**
M 25	w. threading		54	HDC 06B SLU 2M25G	**1788130000**
M 25	w. threading	with cover	72	HDC 06B SDLU 2M25G	**1788160000**

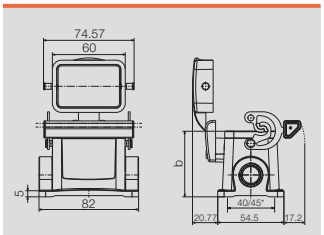

* Mounting dimensions for size-3 base housings, tall shape (16D)

Cover

	Version	Type	Order No.
	For bases	HDC 06B DODL 2BO	**1665200000**

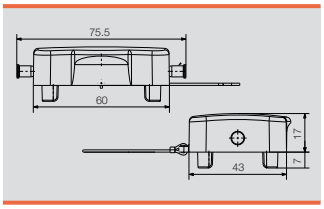

«ЭЛЕКТРО-ПРОФИ» - http://www.ep.ru

HEE series - high contact density

500 V, 16 A, Size 4

18 + ⏚

Inserts

Crimp connection

Insert	Type	Order No.
Male	HDC HEE 18 MC	**1826810000**
Female	HDC HEE 18 FC	**1826820000**

Note	When using connectors with high contact density, we recommend the use of guide pins and sockets; see Chapter J

Dimensions

Male

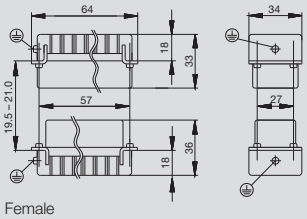

Female

Arrangement of contacts

Male

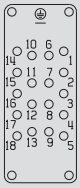

Female



Mounting cut-out

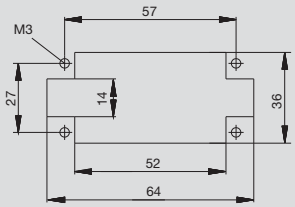

Accessories

Crimp contacts

Surface finish gold

Surface finish silver

Male			Female	
Qty.	**Type**	**Order No.**	**Type**	**Order No.**
100	HDC-C-HE-SM0.5AU	**1651420000**	HDC-C-HE-BM0.5AU	**1651470000**
100	HDC-C-HE-SM0.75-1.00AU	**1651430000**	HDC-C-HE-BM0.75-1.00AU	**1651480000**
100	HDC-C-HE-SM1.5AU	**1651440000**	HDC-C-HE-BM1.5AU	**1651490000**
100	HDC-C-HE-SM2.5AU	**1651450000**	HDC-C-HE-BM2.5AU	**1651500000**
100	HDC-C-HE-SM4.0AU	**1651460000**	HDC-C-HE-BM4.0AU	**1651510000**
100	HDC-C-HE-SM0.5AG	**1200500000**	HDC-C-HE-BM0.5AG	**1201100000**
100	HDC-C-HE-SM0.75-1.00AG	**1200600000**	HDC-C-HE-BM0.75-1.00AG	**1201200000**
100	HDC-C-HE-SM1.5AG	**1200700000**	HDC-C-HE-BM1.5AG	**1201300000**
100	HDC-C-HE-SM2.5AG	**1200800000**	HDC-C-HE-BM2.5AG	**1201400000**
100	HDC-C-HE-SM4.0AG	**1200900000**	HDC-C-HE-BM4.0AG	**1201500000**

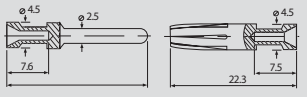

Conductor cross-section	Insulation stripping length	
0.50 mm²	AWG 20	7.5 mm
0.75 – 1.00 mm²	AWG 18	7.5 mm
1.50 mm²	AWG 16	7.5 mm
2.50 mm²	AWG 14	7.5 mm
4.00 mm²	AWG 12	7.5 mm

Tools

Crimping tool	
CTX CM 1.6/2.5	**9018490000**
Contact Removal Tool	
Removal Tool HE	**1866750000**

«ЭЛЕКТРО-ПРОФИ» - http://www.ep.ru

Housing selection RockStar ® IP66
Size 4

Further housings are available, see
Chapter E for IP66 and Chapter F for IP68

Hood

Plug housing, cable entry sideways

a	Version	Cover	b (mm)	Type	Order No.
M 20	w. threading		52	HDC 10B TSBU 1M20G	**1787560000**
M 25	w. threading		52	HDC 10B TSBU 1M25G	**1787550000**
M 25	w. threading		72	HDC 24D TSBU 1M25G	**1787240000**
M 32	w. threading		72	HDC 24D TSBU 1M32G	**1787230000**

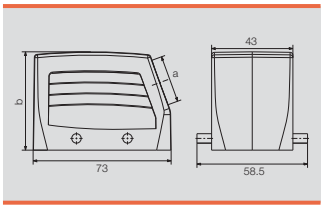

Plug housing, cable entry at top

a	Version	Cover	b (mm)	Type	Order No.
M 20	w. threading		52	HDC 10B TOBU 1M20G	**1787600000**
M 25	w. threading		52	HDC 10B TOBU 1M25G	**1787590000**
M 25	w. threading		72	HDC 24D TOBU 1M25G	**1787300000**
M 32	w. threading		72	HDC 24D TOBU 1M32G	**1787290000**

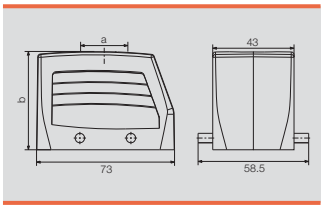

Cover

	Version			Type	Order No.
	For hoods			HDC 10B DMDQ 2QB	**1665240000**

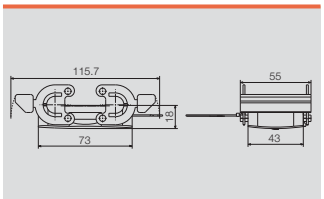

Base

Bulkhead housing

	Version	Cover	b (mm)	Type	Order No.
			29.3	HDC 10B ABU	**1205000000**

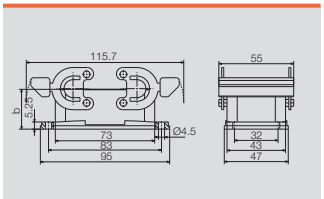

Base housing

a	Version	Cover	b (mm)	Type	Order No.
M 20	w. threading		57	HDC 10B SBU 2M20G	**1787640000**
M 25	w. threading		57	HDC 10B SBU 2M25G	**1787630000**

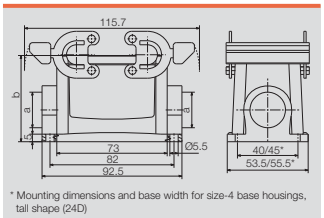

Coupling housing

a	Version	Cover	b (mm)	Type	Order No.
M 20	w. threading		55	HDC 10B KBU 1M20G	**1787720000**

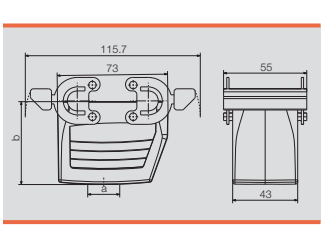

Cover

	Version			Type	Order No.
	For bases			HDC 10B DODQ 4BO	**1665230000**

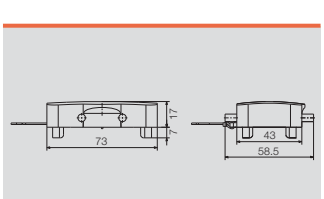

«ЭЛЕКТРО-ПРОФИ» - http://www.ep.ru

HEE series - high contact density

500 V, 16 A, Size 6

32 + ⏚

Inserts

Crimp connection

Insert	Type	Order No.
Male	HDC HEE 32 MC	**1826790000**
Female	HDC HEE 32 FC	**1826800000**

Note When using connectors with high contact density, we recommend the use of guide pins and sockets; see Chapter J

Dimensions

Male

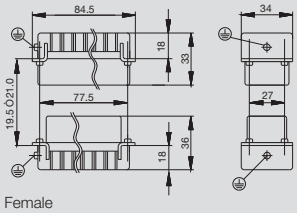

Female

Arrangement of contacts

Male



Female



Mounting cut-out

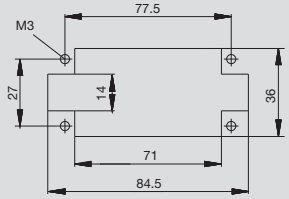

Accessories

Crimp contacts

Surface finish gold

Surface finish silver

Male			Female	
Qty.	**Type**	**Order No.**	**Type**	**Order No.**
100	HDC-C-HE-SM0.5AU	**1651420000**	HDC-C-HE-BM0.5AU	**1651470000**
100	HDC-C-HE-SM0.75-1.00AU	**1651430000**	HDC-C-HE-BM0.75-1.00AU	**1651480000**
100	HDC-C-HE-SM1.5AU	**1651440000**	HDC-C-HE-BM1.5AU	**1651490000**
100	HDC-C-HE-SM2.5AU	**1651450000**	HDC-C-HE-BM2.5AU	**1651500000**
100	HDC-C-HE-SM4.0AU	**1651460000**	HDC-C-HE-BM4.0AU	**1651510000**
100	HDC-C-HE-SM0.5AG	**1200500000**	HDC-C-HE-BM0.5AG	**1201100000**
100	HDC-C-HE-SM0.75-1.00AG	**1200600000**	HDC-C-HE-BM0.75-1.00AG	**1201200000**
100	HDC-C-HE-SM1.5AG	**1200700000**	HDC-C-HE-BM1.5AG	**1201300000**
100	HDC-C-HE-SM2.5AG	**1200800000**	HDC-C-HE-BM2.5AG	**1201400000**
100	HDC-C-HE-SM4.0AG	**1200900000**	HDC-C-HE-BM4.0AG	**1201500000**

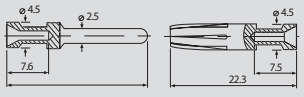

Conductor cross-section	Insulation stripping length	
0.50 mm²	AWG 20	7.5 mm
0.75 – 1.00 mm²	AWG 18	7.5 mm
1.50 mm²	AWG 16	7.5 mm
2.50 mm²	AWG 14	7.5 mm
4.00 mm²	AWG 12	7.5 mm

Tools

Crimping tool	
CTX CM 1.6/2.5	**9018490000**
Contact Removal Tool	
Removal Tool HE	**1866750000**

«ЭЛЕКТРО-ПРОФИ» - http://www.ep.ru

Housing selection RockStar ® IP66
Size 6

Further housings are available, see
Chapter E for IP66 and Chapter F for IP68

Hood

Plug housing, cable entry sideways

a	Version	Cover	b (mm)	Type	Order No.
M 25	w. threading		61	HDC 16B TSBU 1M25G	1788180000
M 25	w. threading		76	HDC 40D TSBU 1M25G	1787010000
M 32	w. threading		76	HDC 40D TSBU 1M32G	1787000000

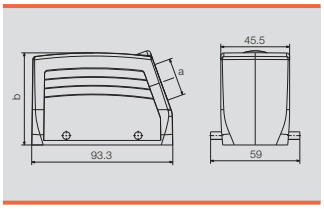

Plug housing, cable entry at top

a	Version	Cover	b (mm)	Type	Order No.
M 25	w. threading		61	HDC 16B TOBU 1M25G	1788210000
M 25	w. threading		76	HDC 40D TOBU 1M25G	1787070000
M 32	w. threading		76	HDC 40D TOBU 1M32G	1787060000

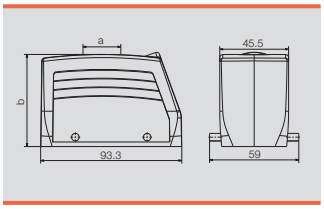

Cover

	Version			Type	Order No.
	For hoods			HDC 16B DMDQ 2QB	1665270000

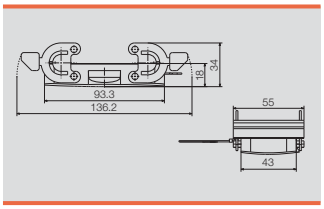

Base

Bulkhead housing

	Version	Cover	b (mm)	Type	Order No.
			29	HDC 16B ABU	1208600000

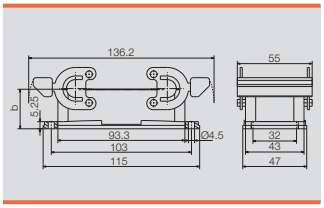

Base housing

a	Version	Cover	b (mm)	Type	Order No.
M 25	w. threading		64	HDC 16B SBU 2M25G	1788240000
M 25	w. threading		84	HDC 40D SBU 2M25G	1787120000
M 32	w. threading		84	HDC 40D SBU 2M32G	1787110000

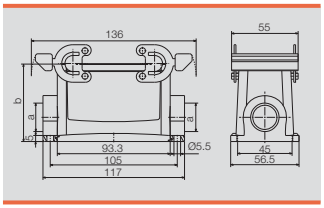

Coupling housing

a	Version	Cover	b (mm)	Type	Order No.
M 25	w. threading		79	HDC 40D KBU 1M25G	1787200000
M 32	w. threading		79	HDC 40D KBU 1M32G	1787190000

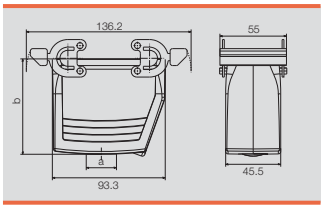

Cover

	Version			Type	Order No.
	For bases			HDC 16B DODQ 4BO	1665260000

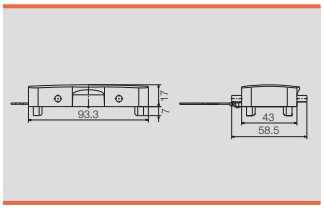

«ЭЛЕКТРО-ПРОФИ» - http://www.ep.ru

HEE series - high contact density

500 V, 16 A, Size 8

46 + ⏚

Inserts

Crimp connection

Insert	Type	Order No.
Male	HDC HEE 46 MC	**1826770000**
Female	HDC HEE 46 FC	**1826780000**

Note When using connectors with high contact density, we recommend the use of guide pins and sockets; see Chapter J

Dimensions

Male

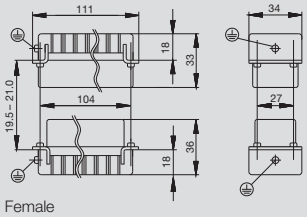

Female

Arrangement of contacts

Male

Female

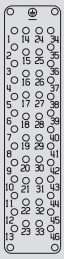

Mounting cut-out

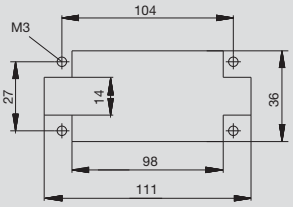

Accessories

Crimp contacts

Surface finish gold

Surface finish silver

Male			Female	
Qty.	**Type**	**Order No.**	**Type**	**Order No.**
100	HDC-C-HE-SM0.5AU	**1651420000**	HDC-C-HE-BM0.5AU	**1651470000**
100	HDC-C-HE-SM0.75-1.00AU	**1651430000**	HDC-C-HE-BM0.75-1.00AU	**1651480000**
100	HDC-C-HE-SM1.5AU	**1651440000**	HDC-C-HE-BM1.5AU	**1651490000**
100	HDC-C-HE-SM2.5AU	**1651450000**	HDC-C-HE-BM2.5AU	**1651500000**
100	HDC-C-HE-SM4.0AU	**1651460000**	HDC-C-HE-BM4.0AU	**1651510000**
100	HDC-C-HE-SM0.5AG	**1200500000**	HDC-C-HE-BM0.5AG	**1201100000**
100	HDC-C-HE-SM0.75-1.00AG	**1200600000**	HDC-C-HE-BM0.75-1.00AG	**1201200000**
100	HDC-C-HE-SM1.5AG	**1200700000**	HDC-C-HE-BM1.5AG	**1201300000**
100	HDC-C-HE-SM2.5AG	**1200800000**	HDC-C-HE-BM2.5AG	**1201400000**
100	HDC-C-HE-SM4.0AG	**1200900000**	HDC-C-HE-BM4.0AG	**1201500000**

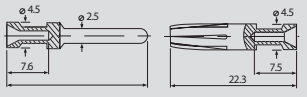

Conductor cross-section	Insulation stripping length	
0.50 mm²	AWG 20	7.5 mm
0.75 – 1.00 mm²	AWG 18	7.5 mm
1.50 mm²	AWG 16	7.5 mm
2.50 mm²	AWG 14	7.5 mm
4.00 mm²	AWG 12	7.5 mm

Tools

Crimping tool	
CTX CM 1.6/2.5	**9018490000**
Contact Removal Tool	
Removal Tool HE	**1866750000**

«ЭЛЕКТРО-ПРОФИ» - http://www.ep.ru

Housing selection RockStar ® IP66
Size 8

Further housings are available, see
Chapter E for IP66 and Chapter F for IP68

Hood

Plug housing, cable entry sideways

a	Version	Cover	b (mm)	Type	Order No.
M 25	w. threading		61	HDC 24B TSBU 1M25G	1787760000
M 25	w. threading		76	HDC 64D TSBU 1M25G	1786780000
M 32	w. threading		61	HDC 24B TSBU 1M32G	1787750000
M 32	w. threading		76	HDC 64D TSBU 1M32G	1786770000

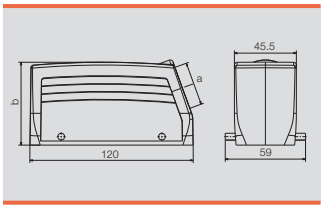

Plug housing, cable entry at top

a	Version	Cover	b (mm)	Type	Order No.
M 25	w. threading		61	HDC 24B TOBU 1M25G	1787820000
M 32	w. threading		61	HDC 24B TOBU 1M32G	1787810000
M 32	w. threading		76	HDC 64D TOBU 1M32G	1786830000

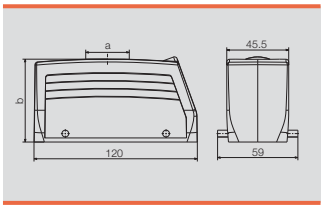

Cover

	Version			Type	Order No.
	For hoods			HDC 24B DMDQ 2QB	1665640000

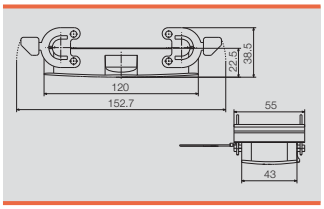

Base

Bulkhead housing

	Version	Cover	b (mm)	Type	Order No.
			29.3	HDC 24B ABU	1212400000

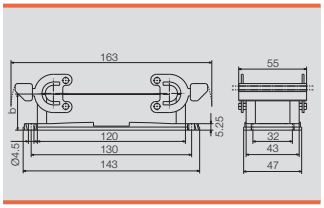

Base housing

a	Version	Cover	b (mm)	Type	Order No.
M 25	w. threading		64	HDC 24B SBU 2M25G	1787870000
M 25	w. threading		84	HDC 64D SBU 2M25G	1786890000
M 32	w. threading		84	HDC 64D SBU 2M32G	1786880000

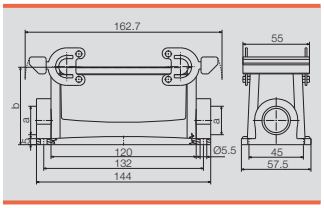

Coupling housing

a	Version	Cover	b (mm)	Type	Order No.
M 25	w. threading		65	HDC 24B KBU 1M25G	1787920000
M 32	w. threading		79	HDC 64D KBU 1M32G	1786960000

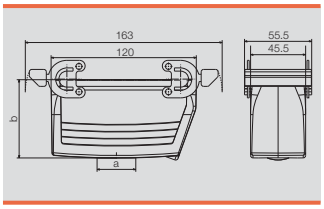

Cover

	Version			Type	Order No.
	For bases			HDC 24B DODQ 4BO	1665630000

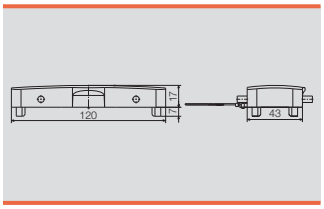

«ЭЛЕКТРО-ПРОФИ» - http://www.ep.ru

HEE series - high contact density

500 V, 16 A, Size 10

64 + ⏚

Inserts

Crimp connection

Insert	Type	Order No.
Male	HDC HEE 32 MC	**1826790000**
Female	HDC HEE 32 FC	**1826800000**
Male	HDC HEE 32 MC 33-64	**1018950000**
Female	HDC HEE 32 FC 33-64	**1018960000**

Note To complete the assembly of the plug-in connector, two inserts are required. We recommend the use of guide pins

Dimensions

Male

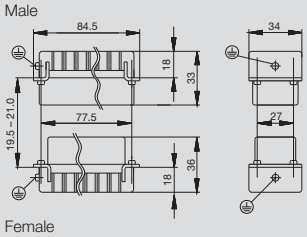

Female

Arrangement of contacts

Male

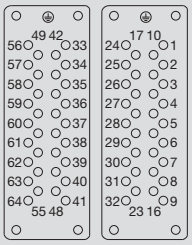

Female

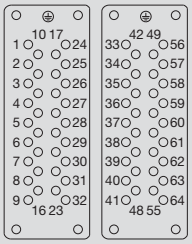

Mounting cut-out

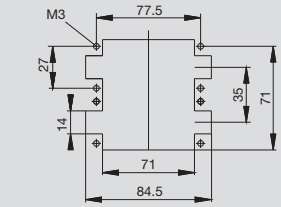

Accessories

Crimp contacts

Surface finish gold

Surface finish silver

Male			Female	
Qty.	**Type**	**Order No.**	**Type**	**Order No.**
100	HDC-C-HE-SM0.5AU	**1651420000**	HDC-C-HE-BM0.5AU	**1651470000**
100	HDC-C-HE-SM0.75-1.00AU	**1651430000**	HDC-C-HE-BM0.75-1.00AU	**1651480000**
100	HDC-C-HE-SM1.5AU	**1651440000**	HDC-C-HE-BM1.5AU	**1651490000**
100	HDC-C-HE-SM2.5AU	**1651450000**	HDC-C-HE-BM2.5AU	**1651500000**
100	HDC-C-HE-SM4.0AU	**1651460000**	HDC-C-HE-BM4.0AU	**1651510000**
100	HDC-C-HE-SM0.5AG	**1200500000**	HDC-C-HE-BM0.5AG	**1201100000**
100	HDC-C-HE-SM0.75-1.00AG	**1200600000**	HDC-C-HE-BM0.75-1.00AG	**1201200000**
100	HDC-C-HE-SM1.5AG	**1200700000**	HDC-C-HE-BM1.5AG	**1201300000**
100	HDC-C-HE-SM2.5AG	**1200800000**	HDC-C-HE-BM2.5AG	**1201400000**
100	HDC-C-HE-SM4.0AG	**1200900000**	HDC-C-HE-BM4.0AG	**1201500000**

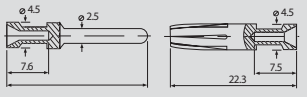

Conductor cross-section	Insulation stripping length	
0.50 mm²	AWG 20	7.5 mm
0.75 – 1.00 mm²	AWG 18	7.5 mm
1.50 mm²	AWG 16	7.5 mm
2.50 mm²	AWG 14	7.5 mm
4.00 mm²	AWG 12	7.5 mm

Tools

Crimping tool	
CTX CM 1.6/2.5	**9018490000**
Contact Removal Tool	
Removal Tool HE	**1866750000**

«ЭЛЕКТРО-ПРОФИ» - http://www.ep.ru

Housing selection RockStar ® IP66
Size 10

Further housings are available, see Chapter E for IP66

Hood

Plug housing, cable entry sideways

a	Version	Cover	b (mm)	Type	Order No.
M 32	w. threading		79	HDC 32B TSLU 1M32G	**1788420000**

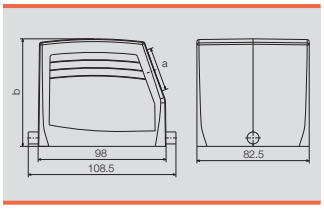

Base

Bulkhead housing

	Version	Cover	b (mm)	Type	Order No.
			38	HDC 32B ALU	**1219500000**
		with cover	55	HDC 32B ADLU	**1219800000**

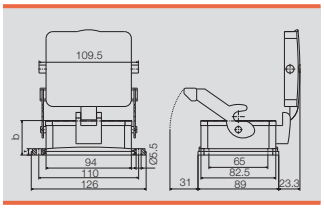

Base housing

a	Version	Cover	b (mm)	Type	Order No.
M 32	w. threading		79	HDC 32B SLU 2M32G	**1788470000**
M 32	w. threading	with cover	96	HDC 32B SDLU 2M32G	**1788490000**

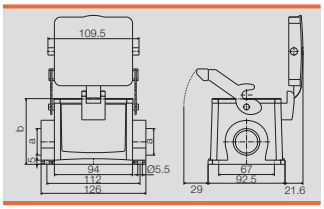

Coupling housing

a	Version	Cover	b (mm)	Type	Order No.
M 32	w. threading		83	HDC 32B KLU 1M32G	**1788500000**

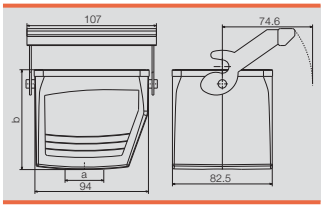

«ЭЛЕКТРО-ПРОФИ» - http://www.ep.ru

HD series – the flexible connectors

The HD series has a high contact density and is therefore particularly suitable for signal processing. The HD insert can be fitted with turned crimp contacts or fibre optic contacts – impressive flexibility.

Technical data

Standards / approvals	
Standards	DIN EN 61984 DIN EN 60664-1 DIN EN 175301-801
Approvals	UL/CSA
Inserts	
No. of poles	7, 15, 16, 24, 25, 40, 50, 64, 80, 124 (+PE) 8
Rated voltage	250 V
Rated voltage to UL/CSA	600 V
Rated current	10 A
Rated impulse withstand voltage	4 kV
Pollution severity	3
Insulation resistance	$\geq 10^{10}\ \Omega$
Material	Glass-fibre reinforced PC (in UL list and approved for railway applications)
Temperature range	–40 °C ... +125 °C
Flammability to UL 94	V – 0
Mechanical service life	
– Plugging cycles Ag - Surface	≥ 500
– Plugging cycles Au - Surface	≥ 500
Contact resistance	
Crimp connection	≤ 4 mΩ
Contacts / Material	
Sockets and plug-in contact	Copper alloy
Surface	Passivated silver, or gold-plated
Crimp connection	
– Flexible conductor connection	0.14 - 2.5 mm² (AWG 26 … 14)
– Stripping length	8.0 mm
PE connection	
– Clamping range	0.5 … 2.5 mm²
– solid / stranded	0.5 … 2.5 mm² / 0.5 … 2.5 mm²
– flexible / flexible with wire end ferrule, DIN 46228 pt. 1	0.5 … 2.5 mm² / 0.5 … 2.5 mm²
– AWG conductor	AWG 20 ... 14
– Stripping length	10 mm
– Clamping torque	1.2 … 1.5 Nm
– Blade dimensions	SD 0.8 x 4 mm or PZ 1

Note: for inserts with 15 or more poles, the earthing (ground) is made with a screw connection. When used properly and as designated, the listed connectors may not be connected or disconnected if there is a live voltage or load! When metal housings are used in conjunction with the HD 7 and HD 8 inserts, the rated voltage must be limited to 42 V. The HD 8 does not feature an earthing connection

When using connectors with high contact density, we recommend the use of guide pins and sockets; see Chapter J.

Derating curves

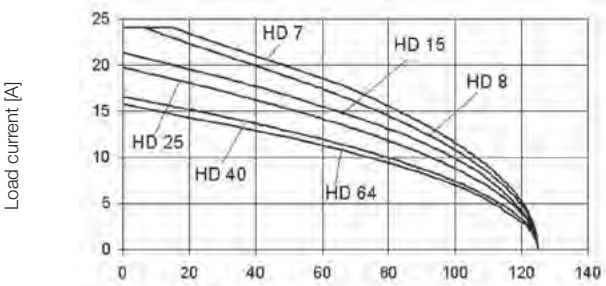

HD crimp turned 1.5 mm² Ambient temperature [°C]

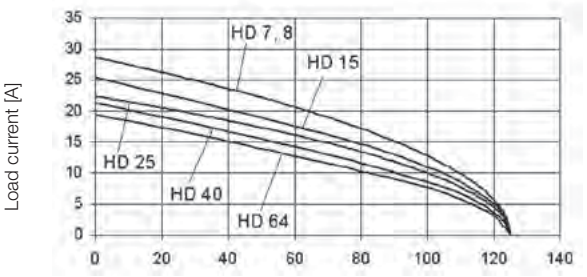

HD crimp turned 1.5 mm² Ambient temperature [°C]

«ЭЛЕКТРО-ПРОФИ» - http://www.ep.ru

Overview

		Size	Rated voltage	Rated current	No. of poles	Tension clamp connection	Screw conn. with wire guard spring	Crimp connection	PUSH IN connection	Axial screw connection	Page
		1	250 V	10 A	7 + ⏚			•			B.46
		1	42 V	10 A	8			•			B.48
		2	250 V	10 A	15 + ⏚			•			B.50
		3	250 V	10 A	16 + ⏚			•			B.52
		4	250 V	10 A	24 + ⏚			•			B.54
		5	250 V	10 A	25 + ⏚			•			B.56
		6	250 V	10 A	40 + ⏚			•			B.58
		7	250 V	10 A	50 + ⏚			•			B.60
		8	250 V	10 A	64 + ⏚			•			B.62
		10	250 V	10 A	80 + ⏚			•			B.64
		12	250 V	10 A	128 + ⏚			•			B.66

«ЭЛЕКТРО-ПРОФИ» - http://www.ep.ru

HD series - the flexible connectors

250 V, 10 A, Size 1

7 + ⏚

Inserts

Crimp connection

Insert	Type	Order No.
Male	HDC HD 7 MC	**1650570000**
Female	HDC HD 7 FC	**1650580000**

Dimensions

Male

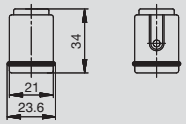

Female

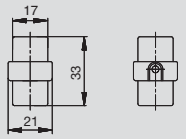

Arrangement of contacts

Male

Female

Accessories

Crimp contacts

Surface finish gold

Surface finish silver

Male			Female	
Qty.	**Type**	**Order No.**	**Type**	**Order No.**
100	HDC-C-HD-SM0.14-0.37AU	**1651620000**	HDC-C-HD-BM0.14-0.37AU	**1651670000**
100	HDC-C-HD-SM0.5AU	**1651630000**	HDC-C-HD-BM0.5AU	**1651680000**
100	HDC-C-HD-SM0.75-1.00AU	**1651640000**	HDC-C-HD-BM0.75-1.00AU	**1651690000**
100	HDC-C-HD-SM1.5AU	**1651650000**	HDC-C-HD-BM1.5AU	**1651700000**
100	HDC-C-HD-SM2.5AU	**1651660000**	HDC-C-HD-BM2.5AU	**1651710000**
100	HDC-C-HD-SM0.14-0.37AG	**1651520000**	HDC-C-HD-BM0.14-0.37AG	**1651570000**
100	HDC-C-HD-SM0.5AG	**1651530000**	HDC-C-HD-BM0.5AG	**1651580000**
100	HDC-C-HD-SM0.75-1.00AG	**1601750000**	HDC-C-HD-BM0.75-1.00AG	**1601760000**
100	HDC-C-HD-SM1.5AG	**1651550000**	HDC-C-HD-BM1.5AG	**1651600000**
100	HDC-C-HD-SM2.5AG	**1651560000**	HDC-C-HD-BM2.5AG	**1651610000**

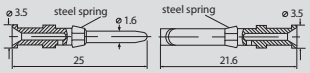

Conductor cross-section	Insulation stripping length	
0.14 – 0.37 mm²	AWG 26-22	8 mm
0.50 mm²	AWG 20	8 mm
0.75 – 1.00 mm²	AWG 18	8 mm
1.50 mm²	AWG 16	8 mm
2.50 mm²	AWG 14	6 mm

Tools

Crimping tool	
CTX CM 1.6/2.5	**9018490000**
Contact Removal Tool	
REMOVAL TOOL HD	**1866730000**

«ЭЛЕКТРО-ПРОФИ» - http://www.ep.ru

Housing selection RockStar® IP66
Size 1

Further housings are available, see
Chapter E for IP66 and Chapter F for IP68

Hood

Plug housing, cable entry sideways

Material: Plastic

a	Version	Cover	b (mm)	Type	Order No.
M 20	w. threading		49.2	HDC 07A TWLU 1M20G	**1788510000**

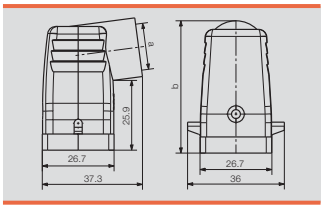

Plug housing, cable entry at top

Material: Plastic

a	Version	Cover	b (mm)	Type	Order No.
M 20	w. threading		50	HDC 07A TOLU 1M20G	**1788520000**

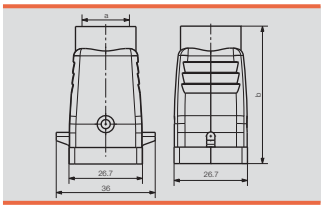

Base

Bulkhead housing

Material: Plastic

	Version	Cover	b (mm)	Type	Order No.
			23	HDC 07A ALU	**1652410000**

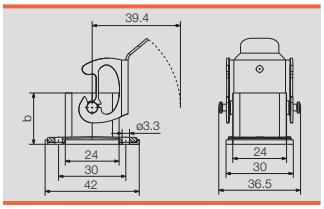

Base housing

Material: Plastic

a	Version	Cover	b (mm)	Type	Order No.
M 20	w. threading		41.5	HDC 07A SLU 1M20G	**1788530000**

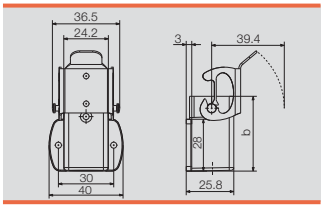

Coupling housing

Material: Plastic

a	Version	Cover	b (mm)	Type	Order No.
M 20	w. threading		53.5	HDC 07A KOLU 1M20G	**1788540000**

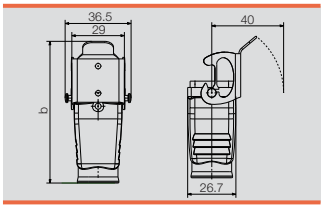

Screw mounting housing

Material: Plastic

a	Version	Cover	b (mm)	Type	Order No.
PG 13.5	w. threading		54	HDC 07A ELU 1PG13G	**1900990000**

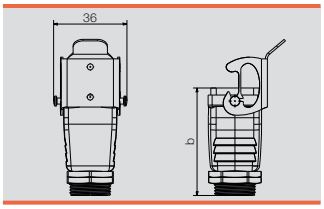

Cover

Material: Plastic

	Version		Type	Order No.
	for female insert		HDC 07A DMDL 2BO	**1665770000**
	for male insert		HDC 07A DODL 2BO	**1665760000**

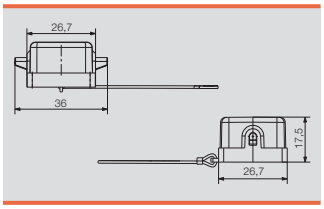

«ЭЛЕКТРО-ПРОФИ» - http://www.ep.ru

HD series - the flexible connectors

42 V, 10 A, Size 1

8

Inserts

Crimp connection

Insert	Type	Order No.
Male	HDC HD 8 MC	**1650590000**
Female	HDC HD 8 FC	**1650600000**

Note Reduce the voltage to 42 V when using metal housings

Dimensions

Male

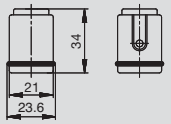

Female

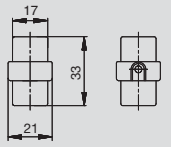

Arrangement of contacts

Male

Female

Accessories

Crimp contacts

Surface finish gold

Surface finish silver

Male			Female	
Qty.	**Type**	**Order No.**	**Type**	**Order No.**
100	HDC-C-HD-SM0.14-0.37AU	**1651620000**	HDC-C-HD-BM0.14-0.37AU	**1651670000**
100	HDC-C-HD-SM0.5AU	**1651630000**	HDC-C-HD-BM0.5AU	**1651680000**
100	HDC-C-HD-SM0.75-1.00AU	**1651640000**	HDC-C-HD-BM0.75-1.00AU	**1651690000**
100	HDC-C-HD-SM1.5AU	**1651650000**	HDC-C-HD-BM1.5AU	**1651700000**
100	HDC-C-HD-SM2.5AU	**1651660000**	HDC-C-HD-BM2.5AU	**1651710000**
100	HDC-C-HD-SM0.14-0.37AG	**1651520000**	HDC-C-HD-BM0.14-0.37AG	**1651570000**
100	HDC-C-HD-SM0.5AG	**1651530000**	HDC-C-HD-BM0.5AG	**1651580000**
100	HDC-C-HD-SM0.75-1.00AG	**1601750000**	HDC-C-HD-BM0.75-1.00AG	**1601760000**
100	HDC-C-HD-SM1.5AG	**1651550000**	HDC-C-HD-BM1.5AG	**1651600000**
100	HDC-C-HD-SM2.5AG	**1651560000**	HDC-C-HD-BM2.5AG	**1651610000**

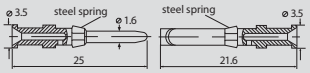

Conductor cross-section	Insulation stripping length	
0.14 – 0.37 mm²	AWG 26-22	8 mm
0.50 mm²	AWG 20	8 mm
0.75 – 1.00 mm²	AWG 18	8 mm
1.50 mm²	AWG 16	8 mm
2.50 mm²	AWG 14	6 mm

Tools

Crimping tool	
CTX CM 1.6/2.5	**9018490000**
Contact Removal Tool	
REMOVAL TOOL HD	**1866730000**

«ЭЛЕКТРО-ПРОФИ» - http://www.ep.ru

Housing selection RockStar® IP66
Size 1

Further housings are available, see
Chapter E for IP66 and Chapter F for IP68

Hood

Plug housing, cable entry sideways

Material: Plastic

a	Version	Cover	b (mm)	Type	Order No.
M 20	w. threading		49.2	HDC 07A TWLU 1M20G	**1788510000**

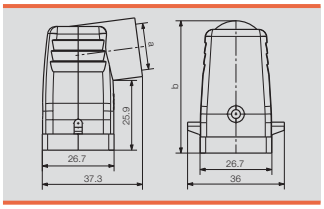

Plug housing, cable entry at top

Material: Plastic

a	Version	Cover	b (mm)	Type	Order No.
M 20	w. threading		50	HDC 07A TOLU 1M20G	**1788520000**

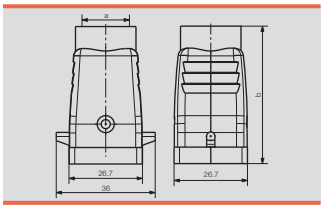

Base

Bulkhead housing

Material: Plastic

	Version	Cover	b (mm)	Type	Order No.
			23	HDC 07A ALU	**1652410000**

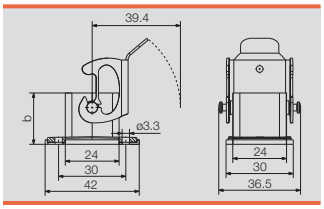

Base housing

Material: Plastic

a	Version	Cover	b (mm)	Type	Order No.
M 20	w. threading		41.5	HDC 07A SLU 1M20G	**1788530000**

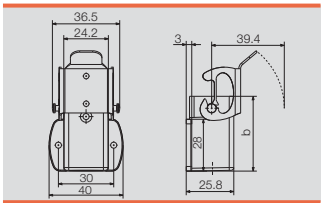

Coupling housing

Material: Plastic

a	Version	Cover	b (mm)	Type	Order No.
M 20	w. threading		53.5	HDC 07A KOLU 1M20G	**1788540000**

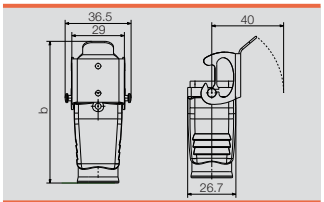

Screw mounting housing

Material: Plastic

a	Version	Cover	b (mm)	Type	Order No.
PG 13.5	w. threading		54	HDC 07A ELU 1PG13G	**1900990000**

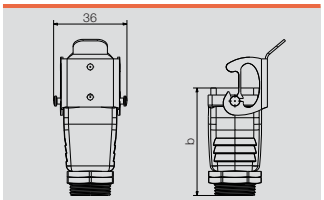

Cover

Material: Plastic

	Version	Type	Order No.
	for female insert	HDC 07A DMDL 2BO	**1665770000**
	for male insert	HDC 07A DODL 2BO	**1665760000**

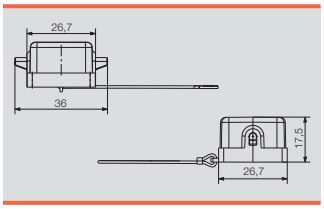

«ЭЛЕКТРО-ПРОФИ» - http://www.ep.ru

HD series - the flexible connectors

250 V, 10 A, Size 2

15 + ⏚

Inserts

Crimp connection

Insert	Type	Order No.
Male	HDC HD 15 MC	**1650650000**
Female	HDC HD 15 FC	**1650660000**

Note When using connectors with high contact density, we recommend the use of guide pins and sockets; see Chapter J

Dimensions

Male

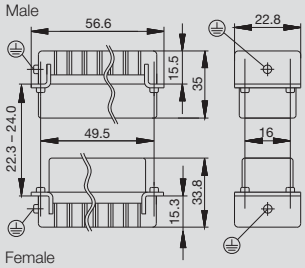

Female

Arrangement of contacts

Male

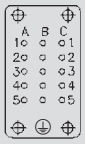

Female

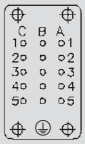

Mounting cut-out

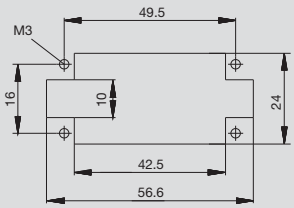

Accessories

Crimp contacts

Surface finish gold

Surface finish silver

Male			Female	
Qty.	**Type**	**Order No.**	**Type**	**Order No.**
100	HDC-C-HD-SM0.14-0.37AU	**1651620000**	HDC-C-HD-BM0.14-0.37AU	**1651670000**
100	HDC-C-HD-SM0.5AU	**1651630000**	HDC-C-HD-BM0.5AU	**1651680000**
100	HDC-C-HD-SM0.75-1.00AU	**1651640000**	HDC-C-HD-BM0.75-1.00AU	**1651690000**
100	HDC-C-HD-SM1.5AU	**1651650000**	HDC-C-HD-BM1.5AU	**1651700000**
100	HDC-C-HD-SM2.5AU	**1651660000**	HDC-C-HD-BM2.5AU	**1651710000**
100	HDC-C-HD-SM0.14-0.37AG	**1651520000**	HDC-C-HD-BM0.14-0.37AG	**1651570000**
100	HDC-C-HD-SM0.5AG	**1651530000**	HDC-C-HD-BM0.5AG	**1651580000**
100	HDC-C-HD-SM0.75-1.00AG	**1601750000**	HDC-C-HD-BM0.75-1.00AG	**1601760000**
100	HDC-C-HD-SM1.5AG	**1651550000**	HDC-C-HD-BM1.5AG	**1651600000**
100	HDC-C-HD-SM2.5AG	**1651560000**	HDC-C-HD-BM2.5AG	**1651610000**

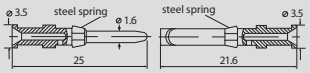

Conductor cross-section	Insulation stripping length	
0.14 – 0.37 mm²	AWG 26-22	8 mm
0.50 mm²	AWG 20	8 mm
0.75 – 1.00 mm²	AWG 18	8 mm
1.50 mm²	AWG 16	8 mm
2.50 mm²	AWG 14	6 mm

Tools

Crimping tool	
CTX CM 1.6/2.5	**9018490000**
Contact Removal Tool	
REMOVAL TOOL HD	**1866730000**

«ЭЛЕКТРО-ПРОФИ» - http://www.ep.ru

Housing selection RockStar® IP66
Size 2

Further housings are available, see Chapter E for IP66

Hood

Plug housing, cable entry sideways

a	Version	Cover	b (mm)	Type	Order No.
M 20	w. threading		68	HDC 15A TSLU 1M20G	**1788860000**
M 25	w. threading		68	HDC 15A TSLU 1M25G	**1788850000**

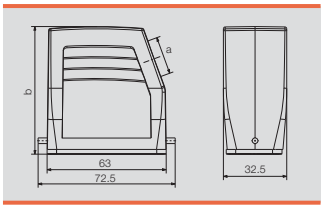

Plug housing, cable entry at top

a	Version	Cover	b (mm)	Type	Order No.
M 20	w. threading		54	HDC 10A TOLU 1M20G	**1788620000**
M 25	w. threading		54	HDC 10A TOLU 1M25G	**1788610000**

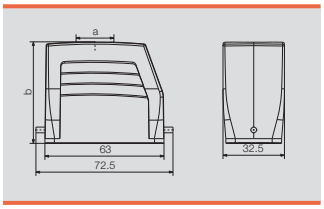

Cover

	Version			Type	Order No.
	For hoods			HDC 10A DODL 1LB	**1665890000**

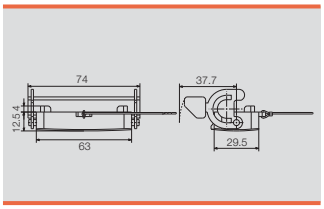

Base

Bulkhead housing

	Version	Cover	b (mm)	Type	Order No.
			25	HDC 10A ALU	**1664040000**
		with cover	37.5	HDC 10A ADLU	**1664060000**

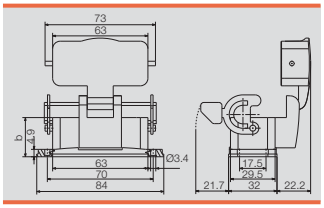

Base housing

a	Version	Cover	b (mm)	Type	Order No.
M 20	w. threading		57	HDC 10A SLU 2M20G	**1788640000**
M 20	w. threading	with cover	69.5	HDC 10A SDLU 2M20G	**1788660000**
M 25	w. threading		57	HDC 10A SLU 2M25G	**1788630000**
M 25	w. threading	with cover	69.5	HDC 10A SDLU 2M25G	**1788650000**

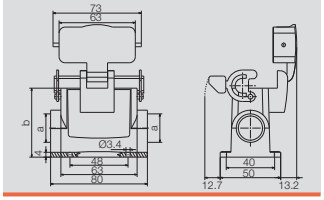

Coupling housing

a	Version	Cover	b (mm)	Type	Order No.
M 25	w. threading		48	HDC 10A KLU 1M25G	**1788670000**

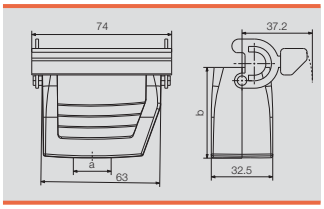

Cover

	Version			Type	Order No.
	For bases			HDC 10A DMDL 2BO	**1665880000**

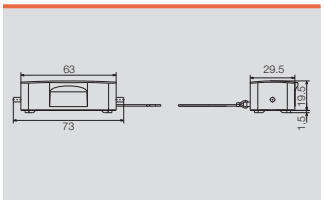

«ЭЛЕКТРО-ПРОФИ» - http://www.ep.ru

HD series - the flexible connectors

250 V, 10 A, Size 3

16 + ⏚

Inserts

Crimp connection

Insert	Type	Order No.
Male	HDC HD 16 MC	**1650710000**
Female	HDC HD 16 FC	**1650720000**

Note When using connectors with high contact density, we recommend the use of guide pins and sockets; see Chapter J

Dimensions

Male

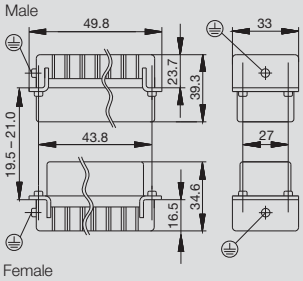

Female

Arrangement of contacts

Male

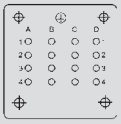

Female

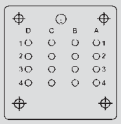

Mounting cut-out

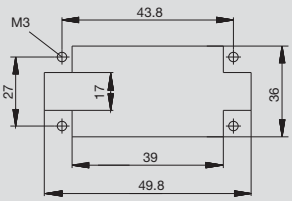

Accessories

Crimp contacts

Surface finish gold

Surface finish silver

Male			Female	
Qty.	**Type**	**Order No.**	**Type**	**Order No.**
100	HDC-C-HD-SM0.14-0.37AU	**1651620000**	HDC-C-HD-BM0.14-0.37AU	**1651670000**
100	HDC-C-HD-SM0.5AU	**1651630000**	HDC-C-HD-BM0.5AU	**1651680000**
100	HDC-C-HD-SM0.75-1.00AU	**1651640000**	HDC-C-HD-BM0.75-1.00AU	**1651690000**
100	HDC-C-HD-SM1.5AU	**1651650000**	HDC-C-HD-BM1.5AU	**1651700000**
100	HDC-C-HD-SM2.5AU	**1651660000**	HDC-C-HD-BM2.5AU	**1651710000**
100	HDC-C-HD-SM0.14-0.37AG	**1651520000**	HDC-C-HD-BM0.14-0.37AG	**1651570000**
100	HDC-C-HD-SM0.5AG	**1651530000**	HDC-C-HD-BM0.5AG	**1651580000**
100	HDC-C-HD-SM0.75-1.00AG	**1601750000**	HDC-C-HD-BM0.75-1.00AG	**1601760000**
100	HDC-C-HD-SM1.5AG	**1651550000**	HDC-C-HD-BM1.5AG	**1651600000**
100	HDC-C-HD-SM2.5AG	**1651560000**	HDC-C-HD-BM2.5AG	**1651610000**

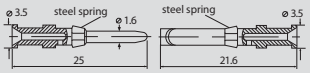

Conductor cross-section	Insulation stripping length	
0.14 – 0.37 mm²	AWG 26-22	8 mm
0.50 mm²	AWG 20	8 mm
0.75 – 1.00 mm²	AWG 18	8 mm
1.50 mm²	AWG 16	8 mm
2.50 mm²	AWG 14	6 mm

Tools

Crimping tool	
CTX CM 1.6/2.5	**9018490000**
Contact Removal Tool	
REMOVAL TOOL HD	**1866730000**

«ЭЛЕКТРО-ПРОФИ» - http://www.ep.ru

Housing selection RockStar® IP66
Size 3

Further housings are available, see
Chapter E for IP66 and Chapter F for IP68

Hood

Plug housing, cable entry sideways

a	Version	Cover	b (mm)	Type	Order No.
M 20	w. threading		52	HDC 06B TSLU 1M20G	1788100000
M 25	w. threading		52	HDC 06B TSLU 1M25G	1788090000
M 25	w. threading		72	HDC 16D TSLU 1M25G	1787480000

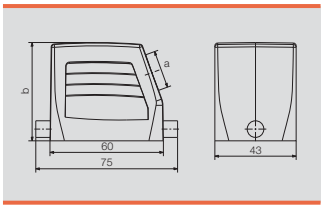

Plug housing, cable entry at top

a	Version	Cover	b (mm)	Type	Order No.
M 20	w. threading		52	HDC 06B TOLU 1M20G	1788120000
M 25	w. threading		52	HDC 06B TOLU 1M25G	1788110000
M 25	w. threading		72	HDC 16D TOLU 1M25G	1787500000
M 32	w. threading		72	HDC 16D TOLU 1M32G	1787490000

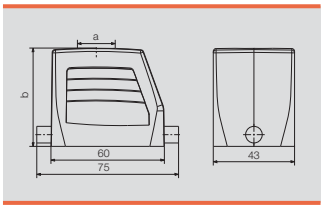

Cover

	Version	Type	Order No.
	For hoods	HDC 06B DMDL 1LB	1665210000

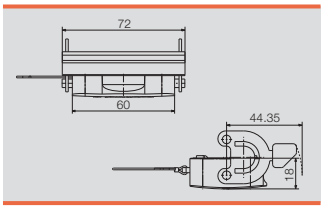

Base

Bulkhead housing

	Version	Cover	b (mm)	Type	Order No.
			29	HDC 06B ALU	1202100000
		with cover	47	HDC 06B ADLU	1202500000

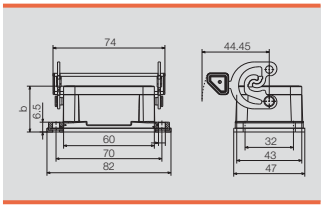

Base housing

a	Version	Cover	b (mm)	Type	Order No.
M 20	w. threading		54	HDC 06B SLU 2M20G	1788140000
M 20	w. threading	with cover	72	HDC 06B SDLU 2M20G	1788170000
M 25	w. threading		54	HDC 06B SLU 2M25G	1788130000
M 25	w. threading	with cover	72	HDC 06B SDLU 2M25G	1788160000

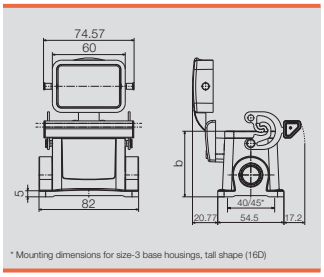

Cover

	Version	Type	Order No.
	For bases	HDC 06B DODL 2BO	1665200000

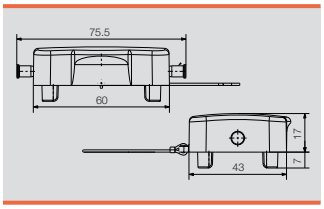

«ЭЛЕКТРО-ПРОФИ» - http://www.ep.ru

HD series - the flexible connectors

250 V, 10 A, Size 4

24 + ⏚

Inserts

Crimp connection

Insert	Type	Order No.
Male	HDC HD 24 MC	**1650870000**
Female	HDC HD 24 FC	**1650890000**

Note When using connectors with high contact density, we recommend the use of guide pins and sockets; see Chapter J

Dimensions

Male

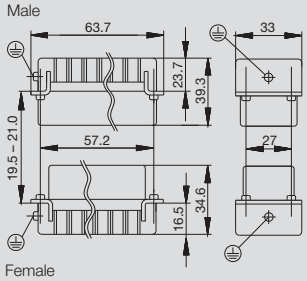

Female

Arrangement of contacts

Male



Female



Mounting cut-out

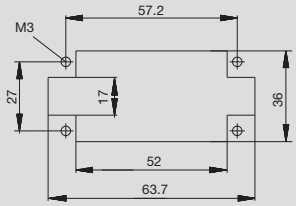

Accessories

Crimp contacts

Surface finish gold

Surface finish silver

Male			Female	
Qty.	**Type**	**Order No.**	**Type**	**Order No.**
100	HDC-C-HD-SM0.14-0.37AU	**1651620000**	HDC-C-HD-BM0.14-0.37AU	**1651670000**
100	HDC-C-HD-SM0.5AU	**1651630000**	HDC-C-HD-BM0.5AU	**1651680000**
100	HDC-C-HD-SM0.75-1.00AU	**1651640000**	HDC-C-HD-BM0.75-1.00AU	**1651690000**
100	HDC-C-HD-SM1.5AU	**1651650000**	HDC-C-HD-BM1.5AU	**1651700000**
100	HDC-C-HD-SM2.5AU	**1651660000**	HDC-C-HD-BM2.5AU	**1651710000**
100	HDC-C-HD-SM0.14-0.37AG	**1651520000**	HDC-C-HD-BM0.14-0.37AG	**1651570000**
100	HDC-C-HD-SM0.5AG	**1651530000**	HDC-C-HD-BM0.5AG	**1651580000**
100	HDC-C-HD-SM0.75-1.00AG	**1601750000**	HDC-C-HD-BM0.75-1.00AG	**1601760000**
100	HDC-C-HD-SM1.5AG	**1651550000**	HDC-C-HD-BM1.5AG	**1651600000**
100	HDC-C-HD-SM2.5AG	**1651560000**	HDC-C-HD-BM2.5AG	**1651610000**

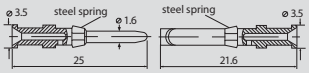

Conductor cross-section	Insulation stripping length	
0.14 – 0.37 mm²	AWG 26-22	8 mm
0.50 mm²	AWG 20	8 mm
0.75 – 1.00 mm²	AWG 18	8 mm
1.50 mm²	AWG 16	8 mm
2.50 mm²	AWG 14	6 mm

Tools

Crimping tool	
CTX CM 1.6/2.5	**9018490000**
Contact Removal Tool	
REMOVAL TOOL HD	**1866730000**

«ЭЛЕКТРО-ПРОФИ» - http://www.ep.ru

Housing selection RockStar® IP66
Size 4

Further housings are available, see
Chapter E for IP66 and Chapter F for IP68

Hood

Plug housing, cable entry sideways

a	Version	Cover	b (mm)	Type	Order No.
M 20	w. threading		52	HDC 10B TSBU 1M20G	**1787560000**
M 25	w. threading		52	HDC 10B TSBU 1M25G	**1787550000**
M 25	w. threading		72	HDC 24D TSBU 1M25G	**1787240000**
M 32	w. threading		72	HDC 24D TSBU 1M32G	**1787230000**

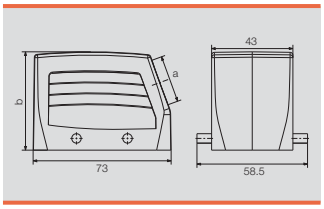

Plug housing, cable entry at top

a	Version	Cover	b (mm)	Type	Order No.
M 20	w. threading		52	HDC 10B TOBU 1M20G	**1787600000**
M 25	w. threading		52	HDC 10B TOBU 1M25G	**1787590000**
M 25	w. threading		72	HDC 24D TOBU 1M25G	**1787300000**
M 32	w. threading		72	HDC 24D TOBU 1M32G	**1787290000**

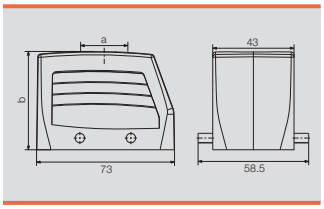

Cover

	Version			Type	Order No.
	For hoods			HDC 10B DMDQ 2QB	**1665240000**

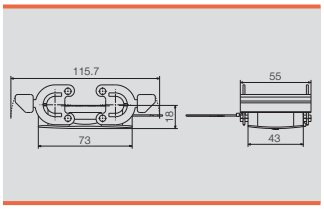

Base

Bulkhead housing

	Version	Cover	b (mm)	Type	Order No.
			29.3	HDC 10B ABU	**1205000000**

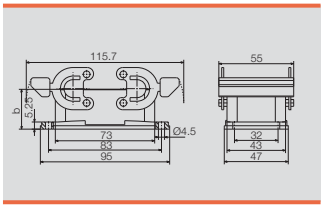

Base housing

a	Version	Cover	b (mm)	Type	Order No.
M 20	w. threading		57	HDC 10B SBU 2M20G	**1787640000**
M 25	w. threading		57	HDC 10B SBU 2M25G	**1787630000**

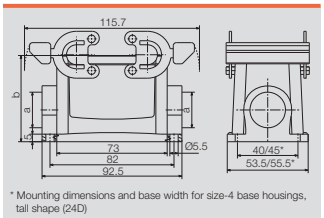

Coupling housing

a	Version	Cover	b (mm)	Type	Order No.
M 20	w. threading		55	HDC 10B KBU 1M20G	**1787720000**

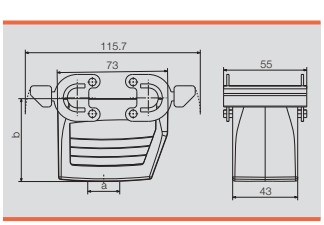

Cover

	Version			Type	Order No.
	For bases			HDC 10B DODQ 4BO	**1665230000**

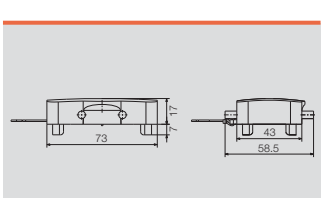

«ЭЛЕКТРО-ПРОФИ» - http://www.ep.ru

HD series - the flexible connectors

250 V, 10 A, Size 5

25 + ⏚

Inserts

Crimp connection

Insert	Type	Order No.
Male	HDC HD 25 MC	**1650810000**
Female	HDC HD 25 FC	**1650820000**
Male	HDC HD 25 MC „Z“	**1023040000**
Female	HDC HD 25 FC „Z“	**1023050000**

Note We recommend the use of guide pins and sockets.

Dimensions

Male

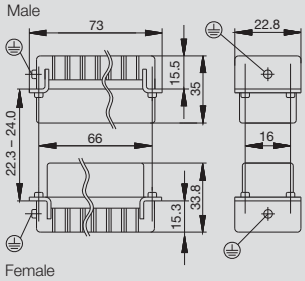

Female

Arrangement of contacts

Male



Female



Mounting cut-out

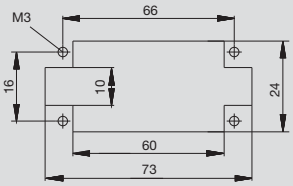

Accessories

Crimp contacts

Surface finish gold

Surface finish silver

Male			Female	
Qty.	**Type**	**Order No.**	**Type**	**Order No.**
100	HDC-C-HD-SM0.14-0.37AU	**1651620000**	HDC-C-HD-BM0.14-0.37AU	**1651670000**
100	HDC-C-HD-SM0.5AU	**1651630000**	HDC-C-HD-BM0.5AU	**1651680000**
100	HDC-C-HD-SM0.75-1.00AU	**1651640000**	HDC-C-HD-BM0.75-1.00AU	**1651690000**
100	HDC-C-HD-SM1.5AU	**1651650000**	HDC-C-HD-BM1.5AU	**1651700000**
100	HDC-C-HD-SM2.5AU	**1651660000**	HDC-C-HD-BM2.5AU	**1651710000**
100	HDC-C-HD-SM0.14-0.37AG	**1651520000**	HDC-C-HD-BM0.14-0.37AG	**1651570000**
100	HDC-C-HD-SM0.5AG	**1651530000**	HDC-C-HD-BM0.5AG	**1651580000**
100	HDC-C-HD-SM0.75-1.00AG	**1601750000**	HDC-C-HD-BM0.75-1.00AG	**1601760000**
100	HDC-C-HD-SM1.5AG	**1651550000**	HDC-C-HD-BM1.5AG	**1651600000**
100	HDC-C-HD-SM2.5AG	**1651560000**	HDC-C-HD-BM2.5AG	**1651610000**

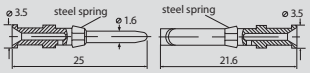

Conductor cross-section	Insulation stripping length	
0.14 – 0.37 mm²	AWG 26-22	8 mm
0.50 mm²	AWG 20	8 mm
0.75 – 1.00 mm²	AWG 18	8 mm
1.50 mm²	AWG 16	8 mm
2.50 mm²	AWG 14	6 mm

Tools

Crimping tool	
CTX CM 1.6/2.5	**9018490000**
Contact Removal Tool	
REMOVAL TOOL HD	**1866730000**

«ЭЛЕКТРО-ПРОФИ» - http://www.ep.ru

Housing selection RockStar® IP66
Size 5

Further housings are available, see Chapter E for IP66

Hood

Plug housing, cable entry sideways

a	Version	Cover	b (mm)	Type	Order No.
M 20	w. threading		72	HDC 25A TSLU 1M20G	1788680000
M 25	w. threading		58	HDC 16A TSLU 1M25G	1788740000
M 25	w. threading		72	HDC 25A TSLU 1M25G	1788690000

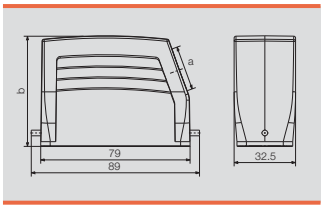

Plug housing, cable entry at top

a	Version	Cover	b (mm)	Type	Order No.
M 20	w. threading		72	HDC 25A TOLU 1M20G	1788710000
M 25	w. threading		58	HDC 16A TOLU 1M25G	1788750000
M 25	w. threading		72	HDC 25A TOLU 1M25G	1788700000

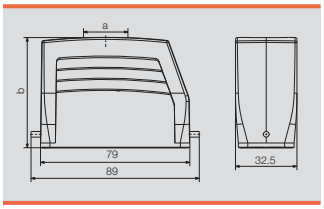

Cover

	Version	Type	Order No.
	For hoods	HDC 16A DODL 1LB	1665900000

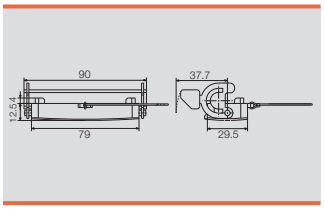

Base

Bulkhead housing

	Version	Cover	b (mm)	Type	Order No.
			25	HDC 16A ALU	1664920000
		with cover	44.5	HDC 16A ADLU	1664940000

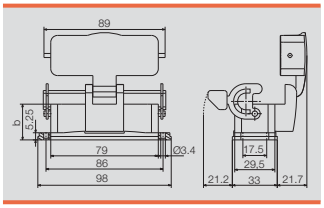

Base housing

a	Version	Cover	b (mm)	Type	Order No.
M 20	w. threading		57	HDC 16A SLU 2M20G	1788770000
M 20	w. threading	with cover	76.5	HDC 16A SDLU 2M20G	1788790000
M 25	w. threading		57	HDC 16A SLU 2M25G	1788760000
M 25	w. threading	with cover	76.5	HDC 16A SDLU 2M25G	1788780000

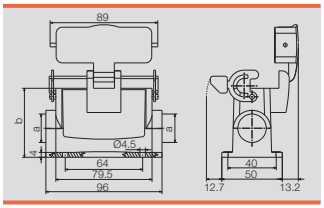

Coupling housing

a	Version	Cover	b (mm)	Type	Order No.
M 25	w. threading		53	HDC 16A KLU 1M25G	1788800000

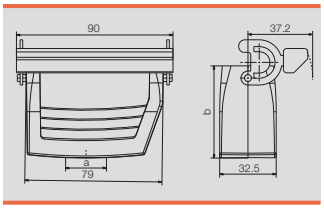

Cover

	Version	Type	Order No.
	For bases	HDC 16A DMDL 2BO	1665910000

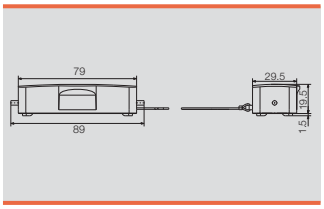

«ЭЛЕКТРО-ПРОФИ» - http://www.ep.ru

HD series - the flexible connectors

250 V, 10 A, Size 6

40 + ⏚

Inserts

Crimp connection

Insert	Type	Order No.
Male	HDC HD 40 MC	**1601710000**
Female	HDC HD 40 FC	**1601730000**

Note Please use this insert type doubled for size 10 (80-pole). We recommend the use of guide pins and sockets.

Dimensions

Male

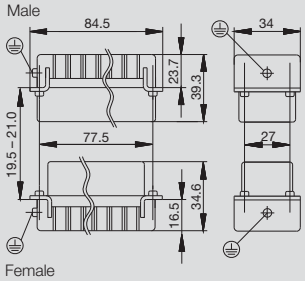

Female

Arrangement of contacts

Male



Female



Mounting cut-out

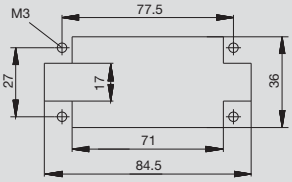

Accessories

Crimp contacts

Surface finish gold

Surface finish silver

Male			Female	
Qty.	**Type**	**Order No.**	**Type**	**Order No.**
100	HDC-C-HD-SM0.14-0.37AU	**1651620000**	HDC-C-HD-BM0.14-0.37AU	**1651670000**
100	HDC-C-HD-SM0.5AU	**1651630000**	HDC-C-HD-BM0.5AU	**1651680000**
100	HDC-C-HD-SM0.75-1.00AU	**1651640000**	HDC-C-HD-BM0.75-1.00AU	**1651690000**
100	HDC-C-HD-SM1.5AU	**1651650000**	HDC-C-HD-BM1.5AU	**1651700000**
100	HDC-C-HD-SM2.5AU	**1651660000**	HDC-C-HD-BM2.5AU	**1651710000**
100	HDC-C-HD-SM0.14-0.37AG	**1651520000**	HDC-C-HD-BM0.14-0.37AG	**1651570000**
100	HDC-C-HD-SM0.5AG	**1651530000**	HDC-C-HD-BM0.5AG	**1651580000**
100	HDC-C-HD-SM0.75-1.00AG	**1601750000**	HDC-C-HD-BM0.75-1.00AG	**1601760000**
100	HDC-C-HD-SM1.5AG	**1651550000**	HDC-C-HD-BM1.5AG	**1651600000**
100	HDC-C-HD-SM2.5AG	**1651560000**	HDC-C-HD-BM2.5AG	**1651610000**

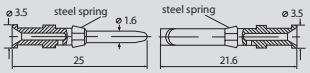

Conductor cross-section	Insulation stripping length	
0.14 – 0.37 mm²	AWG 26-22	8 mm
0.50 mm²	AWG 20	8 mm
0.75 – 1.00 mm²	AWG 18	8 mm
1.50 mm²	AWG 16	8 mm
2.50 mm²	AWG 14	6 mm

Tools

Crimping tool	
CTX CM 1.6/2.5	**9018490000**
Contact Removal Tool	
REMOVAL TOOL HD	**1866730000**

«ЭЛЕКТРО-ПРОФИ» - http://www.ep.ru

Housing selection RockStar® IP66
Size 6

Further housings are available, see
Chapter E for IP66 and Chapter F for IP68

Hood

Plug housing, cable entry sideways

a	Version	Cover	b (mm)	Type	Order No.
M 25	w. threading		61	HDC 16B TSBU 1M25G	1788180000
M 25	w. threading		76	HDC 40D TSBU 1M25G	1787010000
M 32	w. threading		76	HDC 40D TSBU 1M32G	1787000000

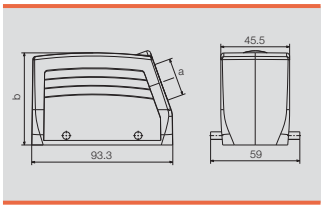

Plug housing, cable entry at top

a	Version	Cover	b (mm)	Type	Order No.
M 25	w. threading		61	HDC 16B TOBU 1M25G	1788210000
M 25	w. threading		76	HDC 40D TOBU 1M25G	1787070000
M 32	w. threading		76	HDC 40D TOBU 1M32G	1787060000

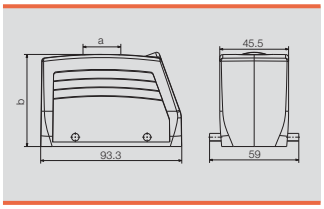

Cover

	Version			Type	Order No.
	For hoods			HDC 16B DMDQ 2QB	1665270000

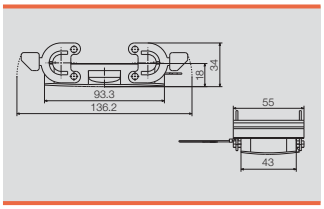

Base

Bulkhead housing

	Version	Cover	b (mm)	Type	Order No.
			29	HDC 16B ABU	1208600000

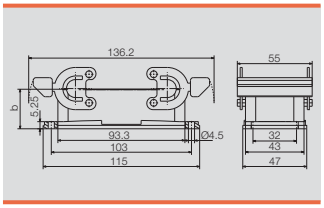

Base housing

a	Version	Cover	b (mm)	Type	Order No.
M 25	w. threading		64	HDC 16B SBU 2M25G	1788240000
M 25	w. threading		84	HDC 40D SBU 2M25G	1787120000
M 32	w. threading		84	HDC 40D SBU 2M32G	1787110000

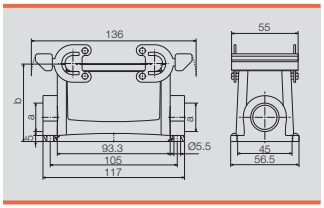

Coupling housing

a	Version	Cover	b (mm)	Type	Order No.
M 25	w. threading		79	HDC 40D KBU 1M25G	1787200000
M 32	w. threading		79	HDC 40D KBU 1M32G	1787190000

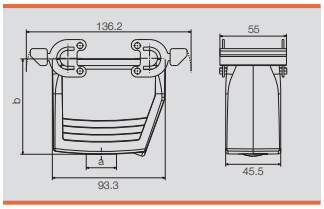

Cover

	Version			Type	Order No.
	For bases			HDC 16B DODQ 4BO	1665260000

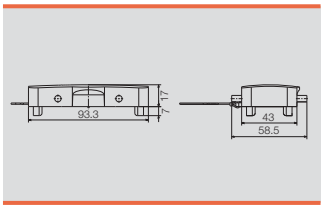

«ЭЛЕКТРО-ПРОФИ» - http://www.ep.ru

HD series - the flexible connectors

250 V, 10 A, Size 7

50 + ⏚

Inserts

Crimp connection

Insert	Type	Order No.
Male	HDC HD 25 MC	**1650810000**
Female	HDC HD 25 FC	**1650820000**

Note Please use this insert type doubled for size 7 (50-pole). We recommend the use of guide pins and sockets.

Dimensions

Male

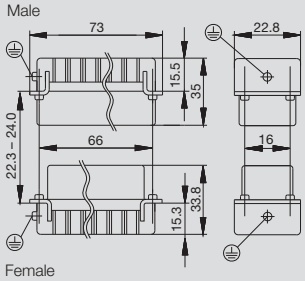

Female

Arrangement of contacts

Male

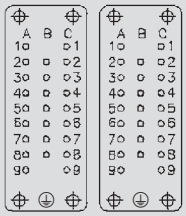

Female

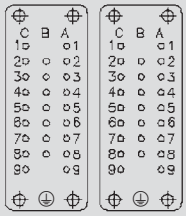

Mounting cut-out

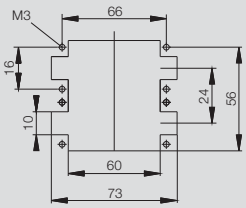

Accessories

Crimp contacts

Surface finish gold

Surface finish silver

Male			Female	
Qty.	**Type**	**Order No.**	**Type**	**Order No.**
100	HDC-C-HD-SM0.14-0.37AU	**1651620000**	HDC-C-HD-BM0.14-0.37AU	**1651670000**
100	HDC-C-HD-SM0.5AU	**1651630000**	HDC-C-HD-BM0.5AU	**1651680000**
100	HDC-C-HD-SM0.75-1.00AU	**1651640000**	HDC-C-HD-BM0.75-1.00AU	**1651690000**
100	HDC-C-HD-SM1.5AU	**1651650000**	HDC-C-HD-BM1.5AU	**1651700000**
100	HDC-C-HD-SM2.5AU	**1651660000**	HDC-C-HD-BM2.5AU	**1651710000**
100	HDC-C-HD-SM0.14-0.37AG	**1651520000**	HDC-C-HD-BM0.14-0.37AG	**1651570000**
100	HDC-C-HD-SM0.5AG	**1651530000**	HDC-C-HD-BM0.5AG	**1651580000**
100	HDC-C-HD-SM0.75-1.00AG	**1601750000**	HDC-C-HD-BM0.75-1.00AG	**1601760000**
100	HDC-C-HD-SM1.5AG	**1651550000**	HDC-C-HD-BM1.5AG	**1651600000**
100	HDC-C-HD-SM2.5AG	**1651560000**	HDC-C-HD-BM2.5AG	**1651610000**

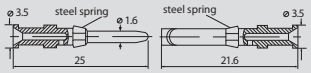

Conductor cross-section	Insulation stripping length	
0.14 – 0.37 mm²	AWG 26-22	8 mm
0.50 mm²	AWG 20	8 mm
0.75 – 1.00 mm²	AWG 18	8 mm
1.50 mm²	AWG 16	8 mm
2.50 mm²	AWG 14	6 mm

Tools

Crimping tool	
CTX CM 1.6/2.5	**9018490000**
Contact Removal Tool	
REMOVAL TOOL HD	**1866730000**

«ЭЛЕКТРО-ПРОФИ» - http://www.ep.ru

Housing selection RockStar® IP66
Size 7

Further housings are available, see Chapter E for IP66

Hood

Plug housing, cable entry sideways

a	Version	Cover	b (mm)	Type	Order No.
M 25	w. threading		75	HDC 32A TSBU 1M25G	1787960000
M 32	w. threading		75	HDC 32A TSBU 1M32G	1787950000

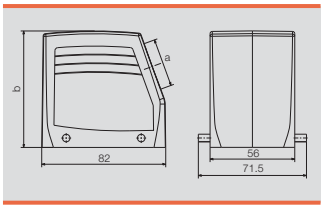

Plug housing, cable entry at top

a	Version	Cover	b (mm)	Type	Order No.
M 32	w. threading		75	HDC 32A TOBU 1M32G	1787990000

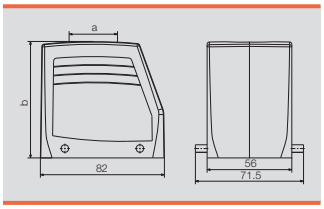

Base

Bulkhead housing

	Version	Cover	b (mm)	Type	Order No.
			28.4	HDC 32A ABU	1665860000

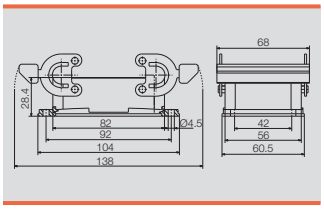

Base housing

a	Version	Cover	b (mm)	Type	Order No.
M 25	w. threading		75	HDC 32A SBU 2M25G	1788040000

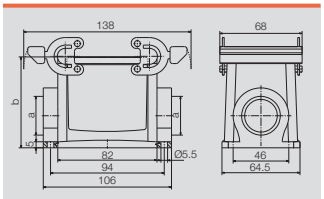

Coupling housing

a	Version	Cover	b (mm)	Type	Order No.
M 25	w. threading		76.5	HDC 32A KBU 1M25G	1788080000
M 32	w. threading		76.5	HDC 32A KBU 1M32G	1788070000

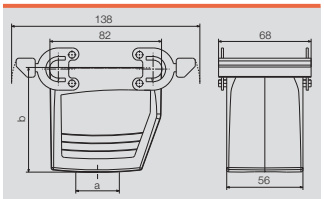

«ЭЛЕКТРО-ПРОФИ» - http://www.ep.ru

HD series - the flexible connectors

250 V, 10 A, Size 8

64 + ⏚

Inserts

Crimp connection

Insert	Type	Order No.
Male	HDC HD 64 MC	**1601720000**
Female	HDC HD 64 FC	**1601740000**

Note	Please use this insert type doubled for size 12 (128-pole). We recommend the use of guide pins and sockets.

Dimensions

Male

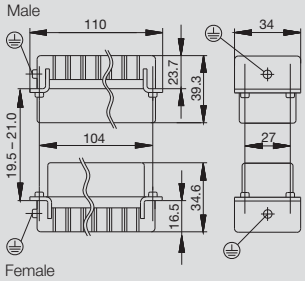

Female

Arrangement of contacts

Male

Female

Mounting cut-out

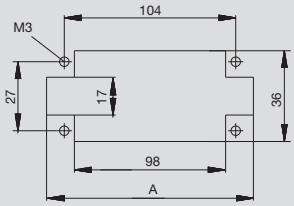

Accessories

Crimp contacts

Surface finish gold

Surface finish silver

Male			Female	
Qty.	**Type**	**Order No.**	**Type**	**Order No.**
100	HDC-C-HD-SM0.14-0.37AU	**1651620000**	HDC-C-HD-BM0.14-0.37AU	**1651670000**
100	HDC-C-HD-SM0.5AU	**1651630000**	HDC-C-HD-BM0.5AU	**1651680000**
100	HDC-C-HD-SM0.75-1.00AU	**1651640000**	HDC-C-HD-BM0.75-1.00AU	**1651690000**
100	HDC-C-HD-SM1.5AU	**1651650000**	HDC-C-HD-BM1.5AU	**1651700000**
100	HDC-C-HD-SM2.5AU	**1651660000**	HDC-C-HD-BM2.5AU	**1651710000**
100	HDC-C-HD-SM0.14-0.37AG	**1651520000**	HDC-C-HD-BM0.14-0.37AG	**1651570000**
100	HDC-C-HD-SM0.5AG	**1651530000**	HDC-C-HD-BM0.5AG	**1651580000**
100	HDC-C-HD-SM0.75-1.00AG	**1601750000**	HDC-C-HD-BM0.75-1.00AG	**1601760000**
100	HDC-C-HD-SM1.5AG	**1651550000**	HDC-C-HD-BM1.5AG	**1651600000**
100	HDC-C-HD-SM2.5AG	**1651560000**	HDC-C-HD-BM2.5AG	**1651610000**

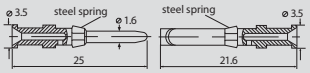

Conductor cross-section	Insulation stripping length	
0.14 – 0.37 mm²	AWG 26-22	8 mm
0.50 mm²	AWG 20	8 mm
0.75 – 1.00 mm²	AWG 18	8 mm
1.50 mm²	AWG 16	8 mm
2.50 mm²	AWG 14	6 mm

Tools

Crimping tool	
CTX CM 1.6/2.5	**9018490000**
Contact Removal Tool	
REMOVAL TOOL HD	**1866730000**

«ЭЛЕКТРО-ПРОФИ» - http://www.ep.ru

Housing selection RockStar® IP66
Size 8

Further housings are available, see
Chapter E for IP66 and Chapter F for IP68

Hood

Plug housing, cable entry sideways

a	Version	Cover	b (mm)	Type	Order No.
M 25	w. threading		61	HDC 24B TSBU 1M25G	1787760000
M 25	w. threading		76	HDC 64D TSBU 1M25G	1786780000
M 32	w. threading		61	HDC 24B TSBU 1M32G	1787750000
M 32	w. threading		76	HDC 64D TSBU 1M32G	1786770000

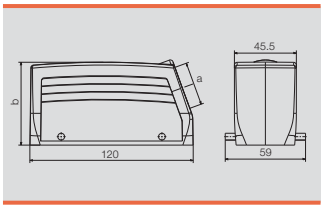

Plug housing, cable entry at top

a	Version	Cover	b (mm)	Type	Order No.
M 25	w. threading		61	HDC 24B TOBU 1M25G	1787820000
M 32	w. threading		61	HDC 24B TOBU 1M32G	1787810000
M 32	w. threading		76	HDC 64D TOBU 1M32G	1786830000

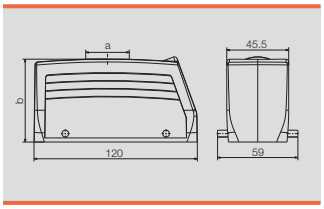

Cover

	Version			Type	Order No.
	For hoods			HDC 24B DMDQ 2QB	1665640000

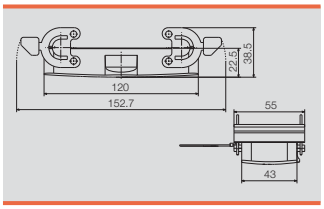

Base

Bulkhead housing

	Version	Cover	b (mm)	Type	Order No.
			29.3	HDC 24B ABU	1212400000

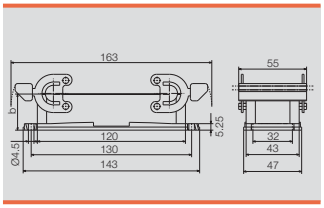

Base housing

a	Version	Cover	b (mm)	Type	Order No.
M 25	w. threading		64	HDC 24B SBU 2M25G	1787870000
M 25	w. threading		84	HDC 64D SBU 2M25G	1786890000
M 32	w. threading		84	HDC 64D SBU 2M32G	1786880000

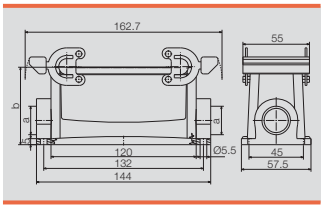

Coupling housing

a	Version	Cover	b (mm)	Type	Order No.
M 25	w. threading		65	HDC 24B KBU 1M25G	1787920000
M 32	w. threading		79	HDC 64D KBU 1M32G	1786960000

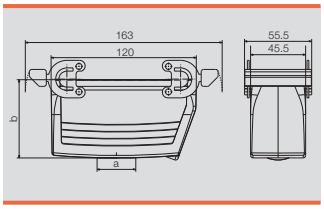

Cover

	Version			Type	Order No.
	For bases			HDC 24B DODQ 4BO	1665630000

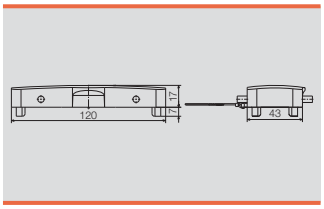

«ЭЛЕКТРО-ПРОФИ» - http://www.ep.ru

HD series - the flexible connectors

250 V, 10 A, Size 10

80 + ⏚

Inserts

Crimp connection

Insert	Type	Order No.
Male	HDC HD 40 MC	**1601710000**
Female	HDC HD 40 FC	**1601730000**

Note Please use this insert type doubled for size 10 (80-pole). We recommend the use of guide pins and sockets.

Dimensions

Male

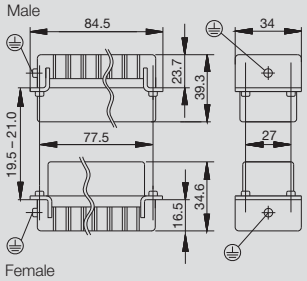

Female

Arrangement of contacts

Male

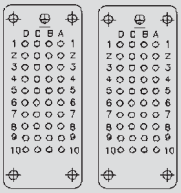

Female

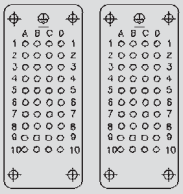

Mounting cut-out

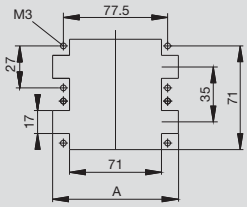

A (mm)
84.50

Accessories

Crimp contacts

Surface finish gold

Surface finish silver

Male			Female	
Qty.	**Type**	**Order No.**	**Type**	**Order No.**
100	HDC-C-HD-SM0.14-0.37AU	**1651620000**	HDC-C-HD-BM0.14-0.37AU	**1651670000**
100	HDC-C-HD-SM0.5AU	**1651630000**	HDC-C-HD-BM0.5AU	**1651680000**
100	HDC-C-HD-SM0.75-1.00AU	**1651640000**	HDC-C-HD-BM0.75-1.00AU	**1651690000**
100	HDC-C-HD-SM1.5AU	**1651650000**	HDC-C-HD-BM1.5AU	**1651700000**
100	HDC-C-HD-SM2.5AU	**1651660000**	HDC-C-HD-BM2.5AU	**1651710000**
100	HDC-C-HD-SM0.14-0.37AG	**1651520000**	HDC-C-HD-BM0.14-0.37AG	**1651570000**
100	HDC-C-HD-SM0.5AG	**1651530000**	HDC-C-HD-BM0.5AG	**1651580000**
100	HDC-C-HD-SM0.75-1.00AG	**1601750000**	HDC-C-HD-BM0.75-1.00AG	**1601760000**
100	HDC-C-HD-SM1.5AG	**1651550000**	HDC-C-HD-BM1.5AG	**1651600000**
100	HDC-C-HD-SM2.5AG	**1651560000**	HDC-C-HD-BM2.5AG	**1651610000**

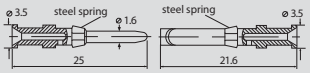

Conductor cross-section	Insulation stripping length	
0.14 – 0.37 mm²	AWG 26-22	8 mm
0.50 mm²	AWG 20	8 mm
0.75 – 1.00 mm²	AWG 18	8 mm
1.50 mm²	AWG 16	8 mm
2.50 mm²	AWG 14	6 mm

Tools

Crimping tool	
CTX CM 1.6/2.5	**9018490000**
Contact Removal Tool	
REMOVAL TOOL HD	**1866730000**

«ЭЛЕКТРО-ПРОФИ» - http://www.ep.ru

Housing selection RockStar® IP66
Size 10

Further housings are available, see Chapter E for IP66

Hood

Plug housing, cable entry sideways

a	Version	Cover	b (mm)	Type	Order No.
M 32	w. threading		79	HDC 32B TSLU 1M32G	**1788420000**

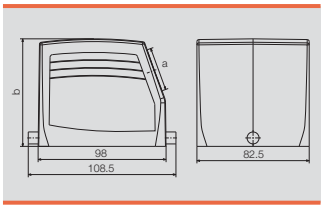

Base

Bulkhead housing

	Version	Cover	b (mm)	Type	Order No.
			38	HDC 32B ALU	**1219500000**
		with cover	55	HDC 32B ADLU	**1219800000**

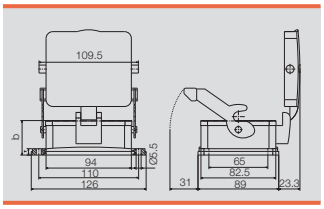

Base housing

a	Version	Cover	b (mm)	Type	Order No.
M 32	w. threading		79	HDC 32B SLU 2M32G	**1788470000**
M 32	w. threading	with cover	96	HDC 32B SDLU 2M32G	**1788490000**

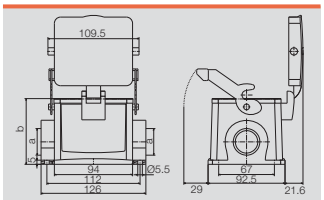

Coupling housing

a	Version	Cover	b (mm)	Type	Order No.
M 32	w. threading		83	HDC 32B KLU 1M32G	**1788500000**

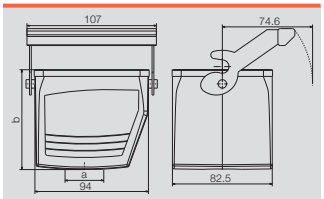

«ЭЛЕКТРО-ПРОФИ» - http://www.ep.ru

HD series - the flexible connectors

250 V, 10 A, Size 12

128 + ⏚

Inserts

Crimp connection

Insert	Type	Order No.
Male	HDC HD 64 MC	**1601720000**
Female	HDC HD 64 FC	**1601740000**

Note Please use this insert type doubled for size 12 (128-pole). We recommend the use of guide pins and sockets.

Dimensions

Male

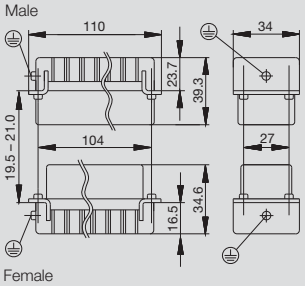

Female

Arrangement of contacts

Male



Female



Mounting cut-out

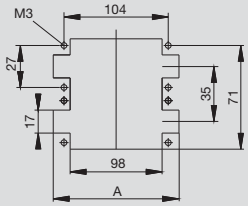

A (mm)	B (mm)	C (mm)	D (mm)	E (mm)
110.00				

Accessories

Crimp contacts

Surface finish gold

Surface finish silver

Male			Female	
Qty.	**Type**	**Order No.**	**Type**	**Order No.**
100	HDC-C-HD-SM0.14-0.37AU	**1651620000**	HDC-C-HD-BM0.14-0.37AU	**1651670000**
100	HDC-C-HD-SM0.5AU	**1651630000**	HDC-C-HD-BM0.5AU	**1651680000**
100	HDC-C-HD-SM0.75-1.00AU	**1651640000**	HDC-C-HD-BM0.75-1.00AU	**1651690000**
100	HDC-C-HD-SM1.5AU	**1651650000**	HDC-C-HD-BM1.5AU	**1651700000**
100	HDC-C-HD-SM2.5AU	**1651660000**	HDC-C-HD-BM2.5AU	**1651710000**
100	HDC-C-HD-SM0.14-0.37AG	**1651520000**	HDC-C-HD-BM0.14-0.37AG	**1651570000**
100	HDC-C-HD-SM0.5AG	**1651530000**	HDC-C-HD-BM0.5AG	**1651580000**
100	HDC-C-HD-SM0.75-1.00AG	**1601750000**	HDC-C-HD-BM0.75-1.00AG	**1601760000**
100	HDC-C-HD-SM1.5AG	**1651550000**	HDC-C-HD-BM1.5AG	**1651600000**
100	HDC-C-HD-SM2.5AG	**1651560000**	HDC-C-HD-BM2.5AG	**1651610000**

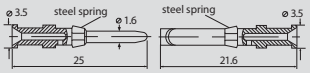

Conductor cross-section	Insulation stripping length	
0.14 – 0.37 mm²	AWG 26-22	8 mm
0.50 mm²	AWG 20	8 mm
0.75 – 1.00 mm²	AWG 18	8 mm
1.50 mm²	AWG 16	8 mm
2.50 mm²	AWG 14	6 mm

Tools

Crimping tool	
CTX CM 1.6/2.5	**9018490000**
Contact Removal Tool	
REMOVAL TOOL HD	**1866730000**

«ЭЛЕКТРО-ПРОФИ» - http://www.ep.ru

Housing selection RockStar® IP66
Size 12

Further housings are available, see Chapter E for IP66

Hood

Plug housing, cable entry sideways

a	Version	Cover	b (mm)	Type	Order No.
M 32	w. threading		94	HDC 48B TSLU 1M32G	**1788320000**
M 40	w. threading		94	HDC 48B TSLU 1M40G	**1788310000**
M 50	w. threading		94	HDC 48B TSLU 1M50G	**1788300000**

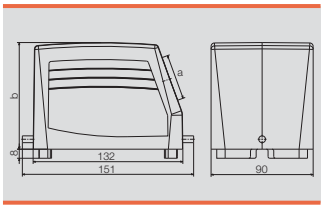

Plug housing, cable entry at top

a	Version	Cover	b (mm)	Type	Order No.
M 32	w. threading		94	HDC 48B TOLU 1M32G	**1788350000**
M 50	w. threading		94	HDC 48B TOLU 1M50G	**1788330000**

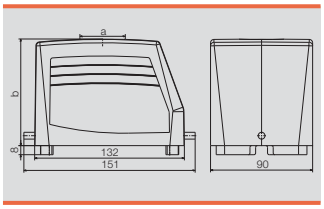

Base

Bulkhead housing

	Version	Cover	b (mm)	Type	Order No.
		with cover	62	HDC 48B ADLU	**1222900000**

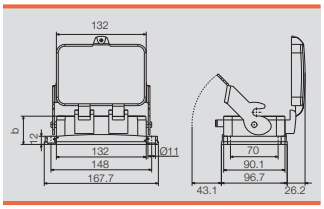

Base housing

a	Version	Cover	b (mm)	Type	Order No.
M 32	w. threading		100	HDC 48B SLU 2M32G	**1788370000**
M 32	w. threading	with cover	120	HDC 48B SDLU 2M32G	**1788390000**
M 40	w. threading		100	HDC 48B SLU 2M40G	**1788360000**

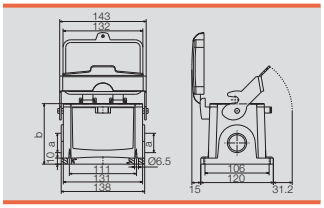

«ЭЛЕКТРО-ПРОФИ» - http://www.ep.ru

HDD series – the compact connectors

The HDD series with turned contacts is designed for many poles in a small space. The compact housing design saves the user space without compromising the number of poles.

Technical data

Standards / approvals	
Standards	DIN EN 61984 DIN EN 60664-1
Approvals	UL/CSA
Inserts	
No. of poles	24, 42, 72, 108, 144, 216 +PE
Rated voltage	250 V
Rated voltage to UL/CSA	600 V
Rated current	10 A
Rated impulse withstand voltage	4 kV
Pollution severity	3
Insulation resistance	$\geq 10^{10}$ Ω
Material	Glass-fibre reinforced PC (in UL list and approved for railway applications)
Temperature range	–40 °C ... +125 °C
Flammability to UL 94	V – 0
Mechanical service life	
– Plugging cycles Ag - Surface	≥ 500
– Plugging cycles Au - Surface	≥ 500
Contact resistance	
Crimp connection	≤ 4 mΩ
Contacts / Material	
Sockets and plug-in contact	Copper alloy
Surface	Passivated silver, or gold-plated
Crimp connection	
– Flexible conductor connection	0.14 - 2.5 mm² (AWG 26 … 14)
– Stripping length	8.0 mm
PE connection	
– Clamping range	0.5 … 2.5 mm²
– solid / stranded	0.5 … 2.5 mm² / 0.5 … 2.5 mm²
– flexible / flexible with wire end ferrule, DIN 46228 pt. 1	0.5 … 2.5 mm² / 0.5 … 2.5 mm²
– AWG conductor	AWG 20 ... 14
– Stripping length	10 mm
– Clamping torque	1.2 … 1.5 Nm
– Blade dimensions	SD 0.8 x 4 mm or PZ 1

Note: When used properly and as designated, the listed connectors may not be connected or disconnected if there is a live voltage or load!

Derating curves

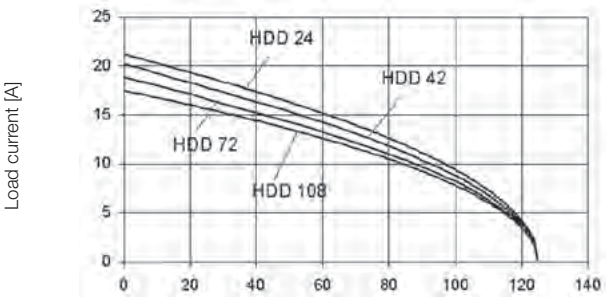

HDD 1.5 mm² Ambient temperature [°C]

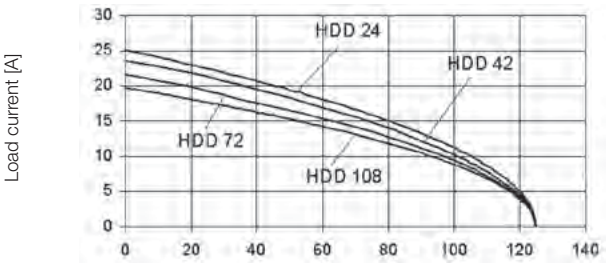

HDD 2.5 mm² Ambient temperature [°C]

«ЭЛЕКТРО-ПРОФИ» - http://www.ep.ru

Overview

		Size	Rated voltage	Rated current	No. of poles	Tension clamp connection	Screw conn. with wire guard spring	Crimp connection	PUSH IN connection	Axial screw connection	Page
		3	250 V	10 A	24 + ⏚			•			B.70
		4	250 V	10 A	42 + ⏚			•			B.72
		6	250 V	10 A	72 + ⏚			•			B.74
		8	250 V	10 A	108 + ⏚			•			B.76
		10	250 V	10 A	144 + ⏚			•			B.78
		12	250 V	10 A	216 + ⏚			•			B.80

«ЭЛЕКТРО-ПРОФИ» - http://www.ep.ru

HDD series - the compact connectors

250 V, 10 A, Size 3

24 + ⏚

Inserts

Crimp connection

Insert	Type	Order No.
Male	HDC HDD 24 MC	**1651150000**
Female	HDC HDD 24 FC	**1651160000**

Note	When using connectors with high contact density, we recommend the use of guide pins and sockets; see Chapter J

Dimensions

Male

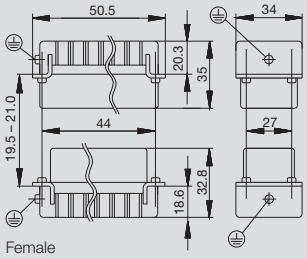

Female

Arrangement of contacts

Male

Female

Mounting cut-out

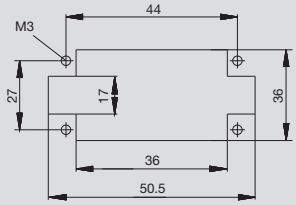

Accessories

Crimp contacts

Surface finish gold

Surface finish silver

Male			Female	
Qty.	**Type**	**Order No.**	**Type**	**Order No.**
100	HDC-C-HD-SM0.14-0.37AU	**1651620000**	HDC-C-HD-BM0.14-0.37AU	**1651670000**
100	HDC-C-HD-SM0.5AU	**1651630000**	HDC-C-HD-BM0.5AU	**1651680000**
100	HDC-C-HD-SM0.75-1.00AU	**1651640000**	HDC-C-HD-BM0.75-1.00AU	**1651690000**
100	HDC-C-HD-SM1.5AU	**1651650000**	HDC-C-HD-BM1.5AU	**1651700000**
100	HDC-C-HD-SM2.5AU	**1651660000**	HDC-C-HD-BM2.5AU	**1651710000**
100	HDC-C-HD-SM0.14-0.37AG	**1651520000**	HDC-C-HD-BM0.14-0.37AG	**1651570000**
100	HDC-C-HD-SM0.5AG	**1651530000**	HDC-C-HD-BM0.5AG	**1651580000**
100	HDC-C-HD-SM0.75-1.00AG	**1601750000**	HDC-C-HD-BM0.75-1.00AG	**1601760000**
100	HDC-C-HD-SM1.5AG	**1651550000**	HDC-C-HD-BM1.5AG	**1651600000**
100	HDC-C-HD-SM2.5AG	**1651560000**	HDC-C-HD-BM2.5AG	**1651610000**

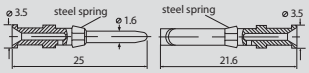

Conductor cross-section	Insulation stripping length	
0.14 – 0.37 mm²	AWG 26-22	8 mm
0.50 mm²	AWG 20	8 mm
0.75 – 1.00 mm²	AWG 18	8 mm
1.50 mm²	AWG 16	8 mm
2.50 mm²	AWG 14	6 mm

Tools

Crimping tool	
CTX CM 1.6/2.5	**9018490000**
Contact Removal Tool	
REMOVAL TOOL HD	**1866730000**

«ЭЛЕКТРО-ПРОФИ» - http://www.ep.ru

Housing selection RockStar® IP66
Size 3

Further housings are available, see
Chapter E for IP66 and Chapter F for IP68

Hood

Plug housing, cable entry sideways

a	Version	Cover	b (mm)	Type	Order No.
M 20	w. threading		52	HDC 06B TSLU 1M20G	1788100000
M 25	w. threading		52	HDC 06B TSLU 1M25G	1788090000
M 25	w. threading		72	HDC 16D TSLU 1M25G	1787480000

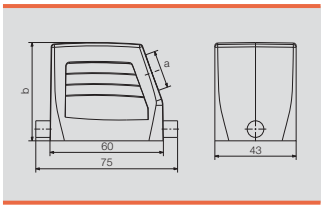

Plug housing, cable entry at top

a	Version	Cover	b (mm)	Type	Order No.
M 20	w. threading		52	HDC 06B TOLU 1M20G	1788120000
M 25	w. threading		52	HDC 06B TOLU 1M25G	1788110000
M 25	w. threading		72	HDC 16D TOLU 1M25G	1787500000
M 32	w. threading		72	HDC 16D TOLU 1M32G	1787490000

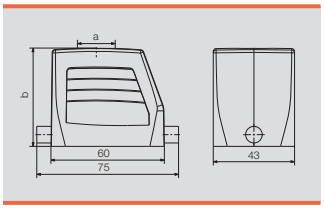

Cover

	Version	Type	Order No.
	For hoods	HDC 06B DMDL 1LB	1665210000

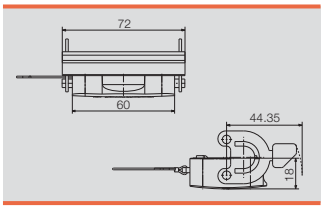

Base

Bulkhead housing

	Version	Cover	b (mm)	Type	Order No.
			29	HDC 06B ALU	1202100000
		with cover	47	HDC 06B ADLU	1202500000

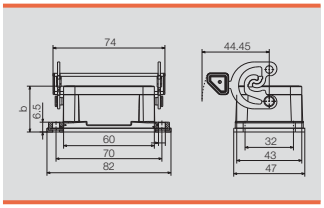

Base housing

a	Version	Cover	b (mm)	Type	Order No.
M 20	w. threading		54	HDC 06B SLU 2M20G	1788140000
M 20	w. threading	with cover	72	HDC 06B SDLU 2M20G	1788170000
M 25	w. threading		54	HDC 06B SLU 2M25G	1788130000
M 25	w. threading	with cover	72	HDC 06B SDLU 2M25G	1788160000

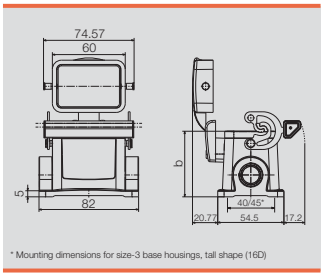

Cover

	Version	Type	Order No.
	For bases	HDC 06B DODL 2BO	1665200000

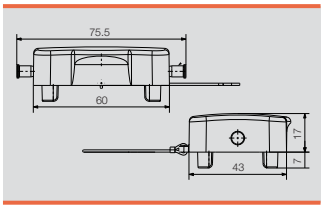

«ЭЛЕКТРО-ПРОФИ» - http://www.ep.ru

HDD series - the compact connectors

250 V, 10 A, Size 4

42 + ⏚

Inserts

Crimp connection

Insert	Type	Order No.
Male	HDC HDD 42 MC	**1651170000**
Female	HDC HDD 42 FC	**1651180000**

Note When using connectors with high contact density, we recommend the use of guide pins and sockets; see Chapter J

Dimensions

Male

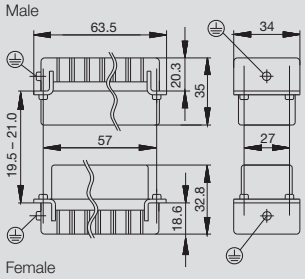

Female

Arrangement of contacts

Male



Female



Mounting cut-out

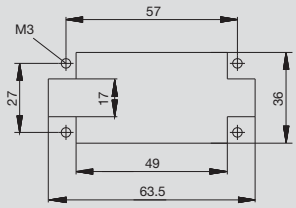

Accessories

Crimp contacts

Surface finish gold

Surface finish silver

Male			Female	
Qty.	**Type**	**Order No.**	**Type**	**Order No.**
100	HDC-C-HD-SM0.14-0.37AU	**1651620000**	HDC-C-HD-BM0.14-0.37AU	**1651670000**
100	HDC-C-HD-SM0.5AU	**1651630000**	HDC-C-HD-BM0.5AU	**1651680000**
100	HDC-C-HD-SM0.75-1.00AU	**1651640000**	HDC-C-HD-BM0.75-1.00AU	**1651690000**
100	HDC-C-HD-SM1.5AU	**1651650000**	HDC-C-HD-BM1.5AU	**1651700000**
100	HDC-C-HD-SM2.5AU	**1651660000**	HDC-C-HD-BM2.5AU	**1651710000**
100	HDC-C-HD-SM0.14-0.37AG	**1651520000**	HDC-C-HD-BM0.14-0.37AG	**1651570000**
100	HDC-C-HD-SM0.5AG	**1651530000**	HDC-C-HD-BM0.5AG	**1651580000**
100	HDC-C-HD-SM0.75-1.00AG	**1601750000**	HDC-C-HD-BM0.75-1.00AG	**1601760000**
100	HDC-C-HD-SM1.5AG	**1651550000**	HDC-C-HD-BM1.5AG	**1651600000**
100	HDC-C-HD-SM2.5AG	**1651560000**	HDC-C-HD-BM2.5AG	**1651610000**

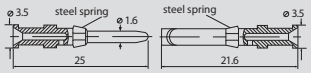

Conductor cross-section	Insulation stripping length	
0.14 – 0.37 mm²	AWG 26-22	8 mm
0.50 mm²	AWG 20	8 mm
0.75 – 1.00 mm²	AWG 18	8 mm
1.50 mm²	AWG 16	8 mm
2.50 mm²	AWG 14	6 mm

Tools

Crimping tool	
CTX CM 1.6/2.5	**9018490000**
Contact Removal Tool	
REMOVAL TOOL HD	**1866730000**

«ЭЛЕКТРО-ПРОФИ» - http://www.ep.ru

Housing selection RockStar® IP66
Size 4

Further housings are available, see
Chapter E for IP66 and Chapter F for IP68

Hood

Plug housing, cable entry sideways

a	Version	Cover	b (mm)	Type	Order No.
M 20	w. threading		52	HDC 10B TSBU 1M20G	1787560000
M 25	w. threading		52	HDC 10B TSBU 1M25G	1787550000
M 25	w. threading		72	HDC 24D TSBU 1M25G	1787240000
M 32	w. threading		72	HDC 24D TSBU 1M32G	1787230000

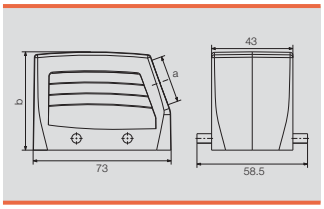

Plug housing, cable entry at top

a	Version	Cover	b (mm)	Type	Order No.
M 20	w. threading		52	HDC 10B TOBU 1M20G	1787600000
M 25	w. threading		52	HDC 10B TOBU 1M25G	1787590000
M 25	w. threading		72	HDC 24D TOBU 1M25G	1787300000
M 32	w. threading		72	HDC 24D TOBU 1M32G	1787290000

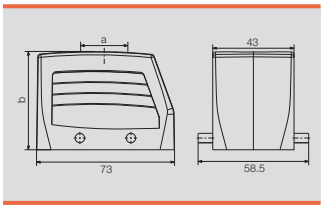

Cover

	Version	Type	Order No.
	For hoods	HDC 10B DMDQ 2QB	1665240000

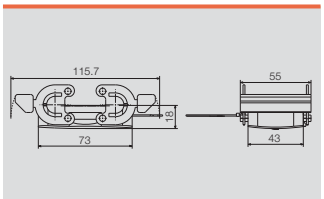

Base

Bulkhead housing

	Version	Cover	b (mm)	Type	Order No.
			29.3	HDC 10B ABU	1205000000

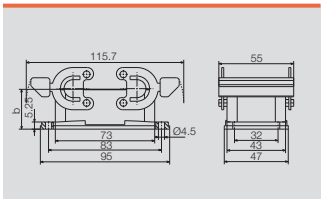

Base housing

a	Version	Cover	b (mm)	Type	Order No.
M 20	w. threading		57	HDC 10B SBU 2M20G	1787640000
M 25	w. threading		57	HDC 10B SBU 2M25G	1787630000

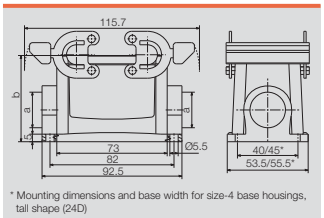

Coupling housing

a	Version	Cover	b (mm)	Type	Order No.
M 20	w. threading		55	HDC 10B KBU 1M20G	1787720000

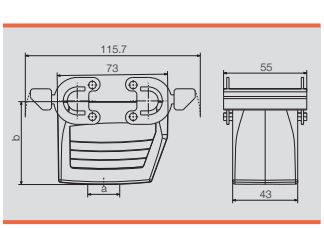

Cover

	Version	Type	Order No.
	For bases	HDC 10B DODQ 4BO	1665230000

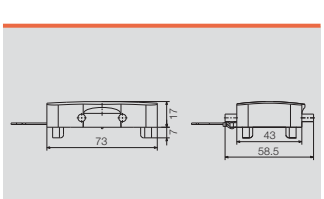

«ЭЛЕКТРО-ПРОФИ» - http://www.ep.ru

HDD series - the compact connectors

250 V, 10 A, Size 6

72 + ⏚

Inserts

Crimp connection

Insert	Type	Order No.
Male	HDC HDD 72 MC	**1651190000**
Female	HDC HDD 72 FC	**1651200000**

Note When using connectors with high contact density, we recommend the use of guide pins and sockets; see Chapter J

Dimensions

Male

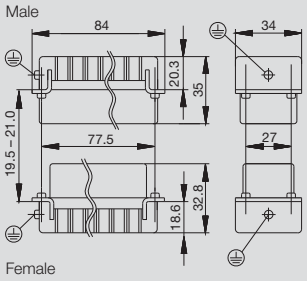

Female

Arrangement of contacts

Male



Female



Mounting cut-out

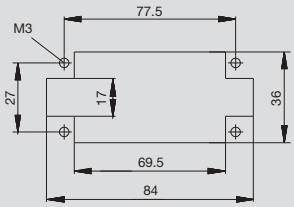

Accessories

Crimp contacts

Surface finish gold

Surface finish silver

Male			Female	
Qty.	**Type**	**Order No.**	**Type**	**Order No.**
100	HDC-C-HD-SM0.14-0.37AU	**1651620000**	HDC-C-HD-BM0.14-0.37AU	**1651670000**
100	HDC-C-HD-SM0.5AU	**1651630000**	HDC-C-HD-BM0.5AU	**1651680000**
100	HDC-C-HD-SM0.75-1.00AU	**1651640000**	HDC-C-HD-BM0.75-1.00AU	**1651690000**
100	HDC-C-HD-SM1.5AU	**1651650000**	HDC-C-HD-BM1.5AU	**1651700000**
100	HDC-C-HD-SM2.5AU	**1651660000**	HDC-C-HD-BM2.5AU	**1651710000**
100	HDC-C-HD-SM0.14-0.37AG	**1651520000**	HDC-C-HD-BM0.14-0.37AG	**1651570000**
100	HDC-C-HD-SM0.5AG	**1651530000**	HDC-C-HD-BM0.5AG	**1651580000**
100	HDC-C-HD-SM0.75-1.00AG	**1601750000**	HDC-C-HD-BM0.75-1.00AG	**1601760000**
100	HDC-C-HD-SM1.5AG	**1651550000**	HDC-C-HD-BM1.5AG	**1651600000**
100	HDC-C-HD-SM2.5AG	**1651560000**	HDC-C-HD-BM2.5AG	**1651610000**

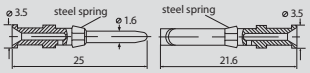

Conductor cross-section	Insulation stripping length	
0.14 – 0.37 mm²	AWG 26-22	8 mm
0.50 mm²	AWG 20	8 mm
0.75 – 1.00 mm²	AWG 18	8 mm
1.50 mm²	AWG 16	8 mm
2.50 mm²	AWG 14	6 mm

Tools

Crimping tool	
CTX CM 1.6/2.5	**9018490000**
Contact Removal Tool	
REMOVAL TOOL HD	**1866730000**

«ЭЛЕКТРО-ПРОФИ» - http://www.ep.ru

Housing selection RockStar® IP66
Size 6

Further housings are available, see
Chapter E for IP66 and Chapter F for IP68

Hood

Plug housing, cable entry sideways

a	Version	Cover	b (mm)	Type	Order No.
M 25	w. threading		61	HDC 16B TSBU 1M25G	1788180000
M 25	w. threading		76	HDC 40D TSBU 1M25G	1787010000
M 32	w. threading		76	HDC 40D TSBU 1M32G	1787000000

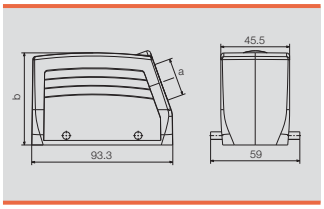

Plug housing, cable entry at top

a	Version	Cover	b (mm)	Type	Order No.
M 25	w. threading		61	HDC 16B TOBU 1M25G	1788210000
M 25	w. threading		76	HDC 40D TOBU 1M25G	1787070000
M 32	w. threading		76	HDC 40D TOBU 1M32G	1787060000

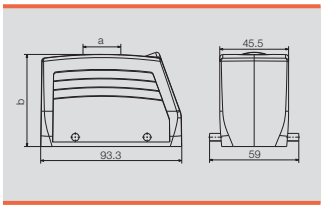

Cover

	Version	Type	Order No.
	For hoods	HDC 16B DMDQ 2QB	1665270000

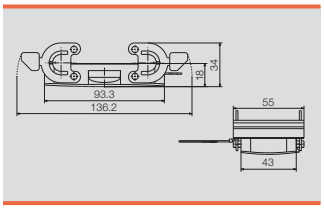

Base

Bulkhead housing

	Version	Cover	b (mm)	Type	Order No.
			29	HDC 16B ABU	1208600000

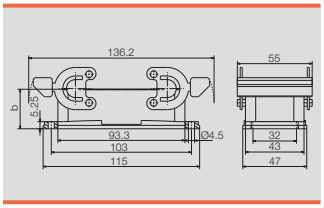

Base housing

a	Version	Cover	b (mm)	Type	Order No.
M 25	w. threading		64	HDC 16B SBU 2M25G	1788240000
M 25	w. threading		84	HDC 40D SBU 2M25G	1787120000
M 32	w. threading		84	HDC 40D SBU 2M32G	1787110000

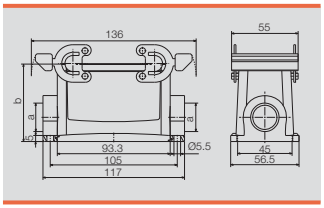

Coupling housing

a	Version	Cover	b (mm)	Type	Order No.
M 25	w. threading		79	HDC 40D KBU 1M25G	1787200000
M 32	w. threading		79	HDC 40D KBU 1M32G	1787190000

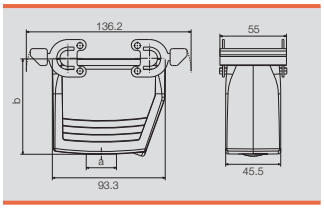

Cover

	Version	Type	Order No.
	For bases	HDC 16B DODQ 4BO	1665260000

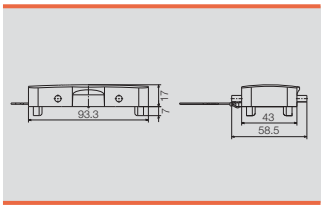

«ЭЛЕКТРО-ПРОФИ» - http://www.ep.ru

HDD series - the compact connectors

250 V, 10 A, Size 8

108 + ⏚

Inserts

Crimp connection

Insert	Type	Order No.
Male	HDC HDD 108 MC	**1651210000**
Female	HDC HDD 108 FC	**1651220000**

Note When using connectors with high contact density, we recommend the use of guide pins and sockets; see Chapter J

Dimensions

Male

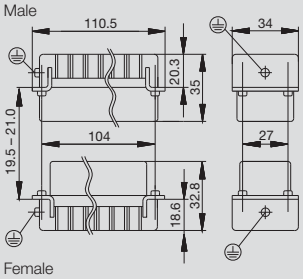

Female

Arrangement of contacts

Male



Female



Mounting cut-out

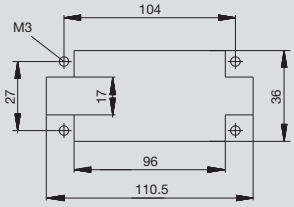

Accessories

Crimp contacts

Surface finish gold

Surface finish silver

Male			Female	
Qty.	**Type**	**Order No.**	**Type**	**Order No.**
100	HDC-C-HD-SM0.14-0.37AU	**1651620000**	HDC-C-HD-BM0.14-0.37AU	**1651670000**
100	HDC-C-HD-SM0.5AU	**1651630000**	HDC-C-HD-BM0.5AU	**1651680000**
100	HDC-C-HD-SM0.75-1.00AU	**1651640000**	HDC-C-HD-BM0.75-1.00AU	**1651690000**
100	HDC-C-HD-SM1.5AU	**1651650000**	HDC-C-HD-BM1.5AU	**1651700000**
100	HDC-C-HD-SM2.5AU	**1651660000**	HDC-C-HD-BM2.5AU	**1651710000**
100	HDC-C-HD-SM0.14-0.37AG	**1651520000**	HDC-C-HD-BM0.14-0.37AG	**1651570000**
100	HDC-C-HD-SM0.5AG	**1651530000**	HDC-C-HD-BM0.5AG	**1651580000**
100	HDC-C-HD-SM0.75-1.00AG	**1601750000**	HDC-C-HD-BM0.75-1.00AG	**1601760000**
100	HDC-C-HD-SM1.5AG	**1651550000**	HDC-C-HD-BM1.5AG	**1651600000**
100	HDC-C-HD-SM2.5AG	**1651560000**	HDC-C-HD-BM2.5AG	**1651610000**

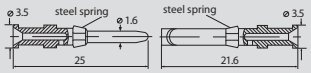

Conductor cross-section	Insulation stripping length	
0.14 – 0.37 mm²	AWG 26-22	8 mm
0.50 mm²	AWG 20	8 mm
0.75 – 1.00 mm²	AWG 18	8 mm
1.50 mm²	AWG 16	8 mm
2.50 mm²	AWG 14	6 mm

Tools

Crimping tool	
CTX CM 1.6/2.5	**9018490000**
Contact Removal Tool	
REMOVAL TOOL HD	**1866730000**

«ЭЛЕКТРО-ПРОФИ» - http://www.ep.ru

Housing selection RockStar® IP66
Size 8

Further housings are available, see
Chapter E for IP66 and Chapter F for IP68

Hood

Plug housing, cable entry sideways

a	Version	Cover	b (mm)	Type	Order No.
M 25	w. threading		61	HDC 24B TSBU 1M25G	1787760000
M 25	w. threading		76	HDC 64D TSBU 1M25G	1786780000
M 32	w. threading		61	HDC 24B TSBU 1M32G	1787750000
M 32	w. threading		76	HDC 64D TSBU 1M32G	1786770000

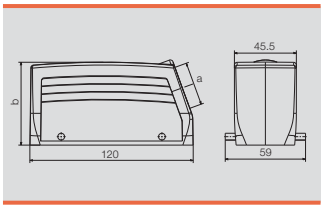

Plug housing, cable entry at top

a	Version	Cover	b (mm)	Type	Order No.
M 25	w. threading		61	HDC 24B TOBU 1M25G	1787820000
M 32	w. threading		61	HDC 24B TOBU 1M32G	1787810000
M 32	w. threading		76	HDC 64D TOBU 1M32G	1786830000

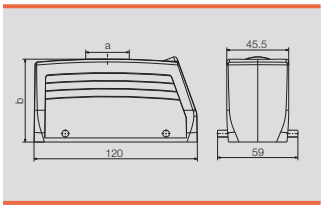

Cover

	Version			Type	Order No.
	For hoods			HDC 24B DMDQ 2QB	1665640000

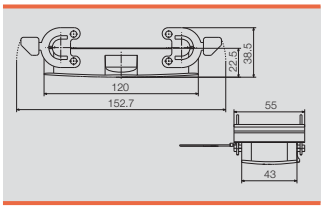

Base

Bulkhead housing

	Version	Cover	b (mm)	Type	Order No.
			29.3	HDC 24B ABU	1212400000

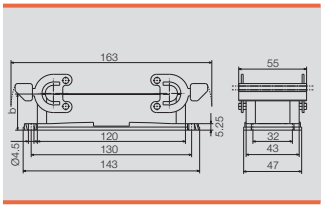

Base housing

a	Version	Cover	b (mm)	Type	Order No.
M 25	w. threading		64	HDC 24B SBU 2M25G	1787870000
M 25	w. threading		84	HDC 64D SBU 2M25G	1786890000
M 32	w. threading		84	HDC 64D SBU 2M32G	1786880000

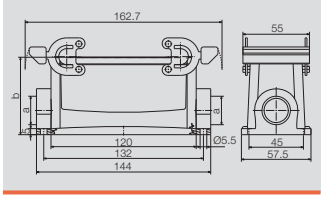

Coupling housing

a	Version	Cover	b (mm)	Type	Order No.
M 25	w. threading		65	HDC 24B KBU 1M25G	1787920000
M 32	w. threading		79	HDC 64D KBU 1M32G	1786960000

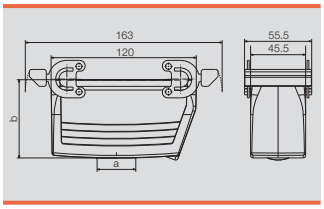

Cover

	Version			Type	Order No.
	For bases			HDC 24B DODQ 4BO	1665630000

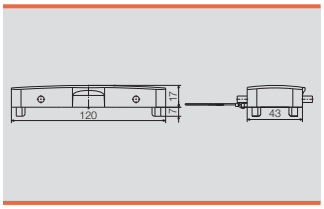

«ЭЛЕКТРО-ПРОФИ» - http://www.ep.ru

HDD series - the compact connectors

250 V, 10 A, Size 10

144 + ⏚

Inserts

Crimp connection

Insert	Type	Order No.
Male	HDC HDD 72 MC	**1651190000**
Female	HDC HDD 72 FC	**1651200000**
Male	HDC HDD 72 MC 73-144	**1651240000**
Female	HDC HDD 72 FC 73-144	**1651260000**

Note To complete the assembly of the plug-in connector, two inserts are required. We recommend the use of guide pins and sockets.

Dimensions

Male

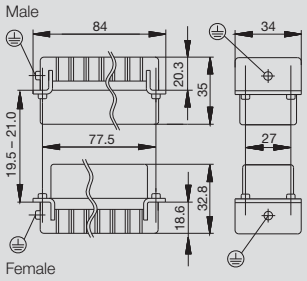

Female

Arrangement of contacts

Male



Female



Mounting cut-out

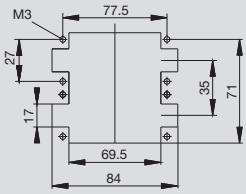

Accessories

Crimp contacts

Surface finish gold

Surface finish silver

Male			Female	
Qty.	**Type**	**Order No.**	**Type**	**Order No.**
100	HDC-C-HD-SM0.14-0.37AU	**1651620000**	HDC-C-HD-BM0.14-0.37AU	**1651670000**
100	HDC-C-HD-SM0.5AU	**1651630000**	HDC-C-HD-BM0.5AU	**1651680000**
100	HDC-C-HD-SM0.75-1.00AU	**1651640000**	HDC-C-HD-BM0.75-1.00AU	**1651690000**
100	HDC-C-HD-SM1.5AU	**1651650000**	HDC-C-HD-BM1.5AU	**1651700000**
100	HDC-C-HD-SM2.5AU	**1651660000**	HDC-C-HD-BM2.5AU	**1651710000**
100	HDC-C-HD-SM0.14-0.37AG	**1651520000**	HDC-C-HD-BM0.14-0.37AG	**1651570000**
100	HDC-C-HD-SM0.5AG	**1651530000**	HDC-C-HD-BM0.5AG	**1651580000**
100	HDC-C-HD-SM0.75-1.00AG	**1601750000**	HDC-C-HD-BM0.75-1.00AG	**1601760000**
100	HDC-C-HD-SM1.5AG	**1651550000**	HDC-C-HD-BM1.5AG	**1651600000**
100	HDC-C-HD-SM2.5AG	**1651560000**	HDC-C-HD-BM2.5AG	**1651610000**

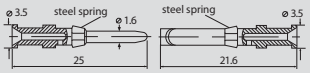

Conductor cross-section	Insulation stripping length	
0.14 – 0.37 mm²	AWG 26-22	8 mm
0.50 mm²	AWG 20	8 mm
0.75 – 1.00 mm²	AWG 18	8 mm
1.50 mm²	AWG 16	8 mm
2.50 mm²	AWG 14	6 mm

Tools

Crimping tool	
CTX CM 1.6/2.5	**9018490000**
Contact Removal Tool	
REMOVAL TOOL HD	**1866730000**

«ЭЛЕКТРО-ПРОФИ» - http://www.ep.ru

Housing selection RockStar® IP66
Size 10

Further housings are available, see Chapter E for IP66

Hood

Plug housing, cable entry sideways

a	Version	Cover	b (mm)	Type	Order No.
M 32	w. threading		79	HDC 32B TSLU 1M32G	**1788420000**

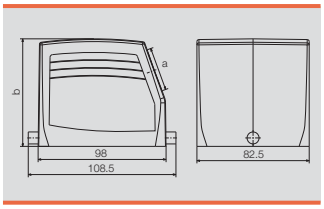

Base

Bulkhead housing

	Version	Cover	b (mm)	Type	Order No.
			38	HDC 32B ALU	**1219500000**
		with cover	55	HDC 32B ADLU	**1219800000**

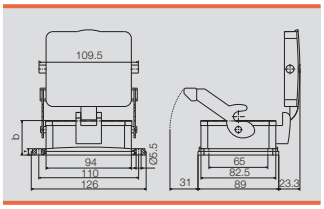

Base housing

a	Version	Cover	b (mm)	Type	Order No.
M 32	w. threading		79	HDC 32B SLU 2M32G	**1788470000**
M 32	w. threading	with cover	96	HDC 32B SDLU 2M32G	**1788490000**

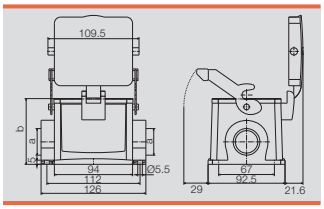

Coupling housing

a	Version	Cover	b (mm)	Type	Order No.
M 32	w. threading		83	HDC 32B KLU 1M32G	**1788500000**

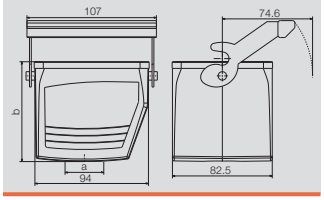

«ЭЛЕКТРО-ПРОФИ» - http://www.ep.ru

HDD series - the compact connectors

250 V, 10 A, Size 12

216 + ⏚

Inserts

Crimp connection

Insert	Type	Order No.
Male	HDC HDD 108 MC	**1651210000**
Female	HDC HDD 108 FC	**1651220000**
Male	HDC HDD 108 MC 109-216	**1651280000**
Female	HDC HDD 108 FC 109-216	**1651300000**

Note To complete the assembly of the plug-in connector, two inserts are required. We recommend the use of guide pins and sockets.

Dimensions

Male

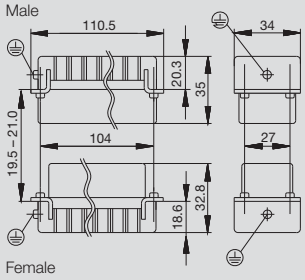

Female

Arrangement of contacts

Male



Female



Mounting cut-out

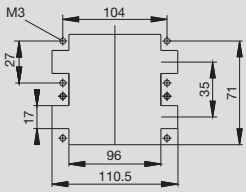

Accessories

Crimp contacts

Surface finish gold

Surface finish silver

Male			Female	
Qty.	**Type**	**Order No.**	**Type**	**Order No.**
100	HDC-C-HD-SM0.14-0.37AU	**1651620000**	HDC-C-HD-BM0.14-0.37AU	**1651670000**
100	HDC-C-HD-SM0.5AU	**1651630000**	HDC-C-HD-BM0.5AU	**1651680000**
100	HDC-C-HD-SM0.75-1.00AU	**1651640000**	HDC-C-HD-BM0.75-1.00AU	**1651690000**
100	HDC-C-HD-SM1.5AU	**1651650000**	HDC-C-HD-BM1.5AU	**1651700000**
100	HDC-C-HD-SM2.5AU	**1651660000**	HDC-C-HD-BM2.5AU	**1651710000**
100	HDC-C-HD-SM0.14-0.37AG	**1651520000**	HDC-C-HD-BM0.14-0.37AG	**1651570000**
100	HDC-C-HD-SM0.5AG	**1651530000**	HDC-C-HD-BM0.5AG	**1651580000**
100	HDC-C-HD-SM0.75-1.00AG	**1601750000**	HDC-C-HD-BM0.75-1.00AG	**1601760000**
100	HDC-C-HD-SM1.5AG	**1651550000**	HDC-C-HD-BM1.5AG	**1651600000**
100	HDC-C-HD-SM2.5AG	**1651560000**	HDC-C-HD-BM2.5AG	**1651610000**

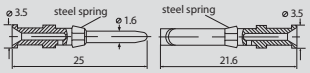

Conductor cross-section	Insulation stripping length	
0.14 – 0.37 mm²	AWG 26-22	8 mm
0.50 mm²	AWG 20	8 mm
0.75 – 1.00 mm²	AWG 18	8 mm
1.50 mm²	AWG 16	8 mm
2.50 mm²	AWG 14	6 mm

Tools

Crimping tool	
CTX CM 1.6/2.5	**9018490000**
Contact Removal Tool	
REMOVAL TOOL HD	**1866730000**

«ЭЛЕКТРО-ПРОФИ» - http://www.ep.ru

Housing selection RockStar® IP66
Size 12

Further housings are available, see Chapter E for IP66

Hood

Plug housing, cable entry sideways

a	Version	Cover	b (mm)	Type	Order No.
M 32	w. threading		94	HDC 48B TSLU 1M32G	**1788320000**
M 40	w. threading		94	HDC 48B TSLU 1M40G	**1788310000**
M 50	w. threading		94	HDC 48B TSLU 1M50G	**1788300000**

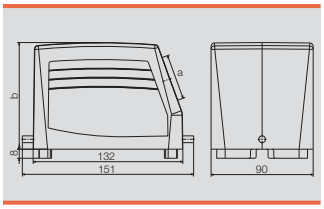

Plug housing, cable entry at top

a	Version	Cover	b (mm)	Type	Order No.
M 32	w. threading		94	HDC 48B TOLU 1M32G	**1788350000**
M 50	w. threading		94	HDC 48B TOLU 1M50G	**1788330000**

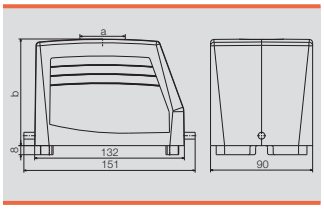

Base

Bulkhead housing

	Version	Cover	b (mm)	Type	Order No.
		with cover	62	HDC 48B ADLU	**1222900000**

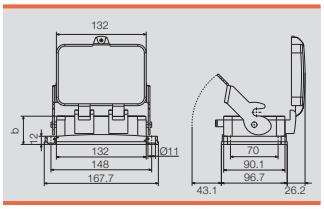

Base housing

a	Version	Cover	b (mm)	Type	Order No.
M 32	w. threading		100	HDC 48B SLU 2M32G	**1788370000**
M 32	w. threading	with cover	120	HDC 48B SDLU 2M32G	**1788390000**
M 40	w. threading		100	HDC 48B SLU 2M40G	**1788360000**

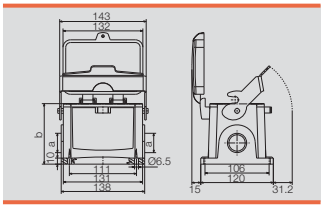

«ЭЛЕКТРО-ПРОФИ» - http://www.ep.ru

HVE series – exciting voltage

Weidmüller high-voltage inserts are equipped with lagging contacts. This results in more security during real operations.



Technical data

Standards / approvals	
Standards	DIN EN 61984 DIN EN 60664-1
Approvals	UL/CSA**
Inserts	
No. of poles	3 + 2, 6 + 2, 10 + 2
Rated voltage	830 V
Rated voltage to UL/CSA	600 V
Rated current	20 A
Rated impulse withstand voltage	8 kV
Pollution severity	3 (1000 V / 8 kV / 2)
Insulation resistance	$\geq 10^{10}$ Ω
Material	Glass-fibre reinforced PC (in UL list and approved for railway applications)
Temperature range	–40 °C ... +125 °C
Flammability to UL 94	V – 0
Mechanical service life	
– Plugging cycles Ag - Surface	≥ 500
Contact resistance	≤ 2 mΩ
Contacts / Material	
Contacts	Copper alloy
Surface	Passivated silver
Clamping range / Stripping length	
– Screw connection	0.5 - 2.5 mm² (AWG 20 … 14) / 8 mm
– Tension clamp connection	0.25 - 2.5 mm² (AWG 24 … 14) / 8 mm
Clamping torque	
– Screw connection	0.5 - 0.55 Nm
SD blades	
– Screw connection	0.6 x 3.5 oder PZ 0
– Tension clamp connection	0.5 x 3 oder 0.6 x 3.5
PE connection	
– Clamping range	0.5 … 4 mm²
– solid / stranded	0.5 … 4 mm² / 0.5 … 4 mm²
– flexible / flexible with wire end ferrule, DIN 46228 pt. 1	0.5 … 4 mm² / 0.5 … 4 mm²
– AWG conductor	AWG 20 ... 12
– Stripping length	10 mm
– Clamping torque	1.2 … 1.5 Nm
– Blade dimensions	SD 0.8 x 4 mm oder PZ 1

Note: When used properly and as designated, the listed connectors may not be connected or disconnected if there is a live voltage or load!
Rated voltage determined on the basis of DIN EN 61984 section 6.19.2.2.
500 V for signal contact.
** For screw connection

Derating curves

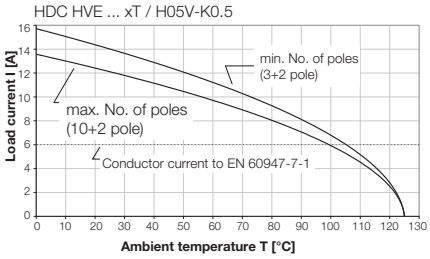

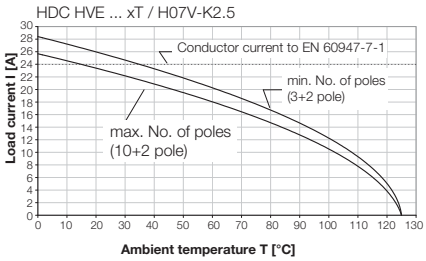

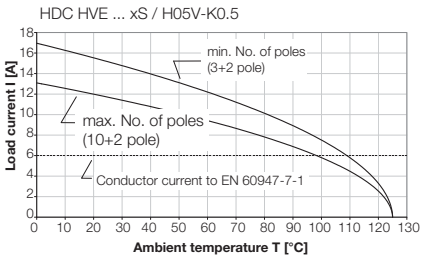

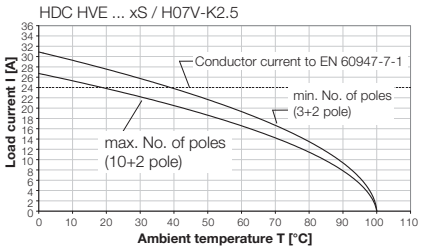

«ЭЛЕКТРО-ПРОФИ» - http://www.ep.ru

Overview

		Size	Rated voltage	Rated current	No. of poles	Tension clamp connection	Screw conn. with wire guard spring	Crimp connection	PUSH IN connection	Axial screw connection	Page
		4	830 V	20 A	3 + 2 + ⏚	•	•				B.84
		6	830 V	20 A	6 + 2 + ⏚	•	•				B.86
		8	830 V	20 A	10+2+⏚	•	•				B.88

«ЭЛЕКТРО-ПРОФИ» - http://www.ep.ru

HVE series - exciting voltage

830 V, 20 A, Size 4

3 + 2 + ⏚

Inserts

Tension clamp connection

Insert	Type	Order No.
Male	HDC HVE 3+2 MT CtH	**1967230000**
Female	HDC HVE 3+2 FT CtH	**1967220000**

Screw connection

Insert	Type	Order No.
Male	HDC HVE 3+2 MS	**1651310000**
Female	HDC HVE 3+2 FS	**1651320000**

Dimensions

Male

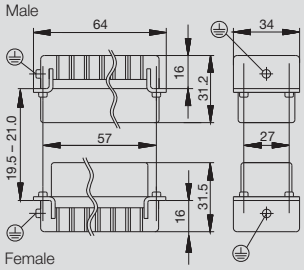

Female

Arrangement of contacts

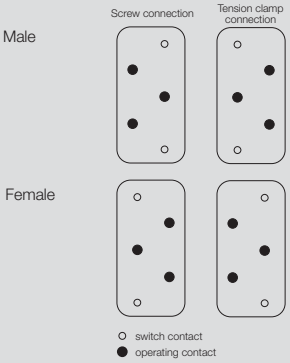

Mounting cut-out

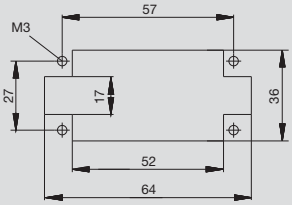

«ЭЛЕКТРО-ПРОФИ» - http://www.ep.ru

Housing selection RockStar® IP66
Size 4

Further housings are available, see Chapter E for IP66 and Chapter F for IP68

Hood

Plug housing, cable entry sideways

a	Version	Cover	b (mm)	Type	Order No.
M 20	w. threading		52	HDC 10B TSBU 1M20G	**1787560000**
M 25	w. threading		52	HDC 10B TSBU 1M25G	**1787550000**
M 25	w. threading		72	HDC 24D TSBU 1M25G	**1787240000**
M 32	w. threading		72	HDC 24D TSBU 1M32G	**1787230000**

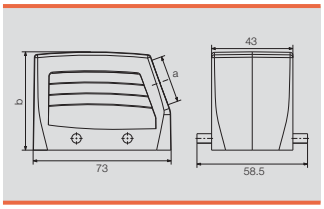

Plug housing, cable entry at top

a	Version	Cover	b (mm)	Type	Order No.
M 20	w. threading		52	HDC 10B TOBU 1M20G	**1787600000**
M 25	w. threading		52	HDC 10B TOBU 1M25G	**1787590000**
M 25	w. threading		72	HDC 24D TOBU 1M25G	**1787300000**
M 32	w. threading		72	HDC 24D TOBU 1M32G	**1787290000**

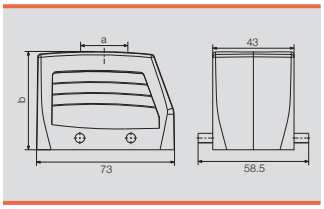

Cover

	Version			Type	Order No.
	For hoods			HDC 10B DMDQ 2QB	**1665240000**

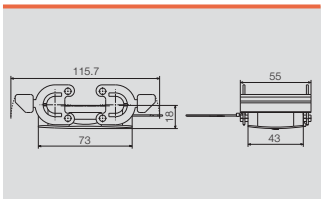

Base

Bulkhead housing

	Version	Cover	b (mm)	Type	Order No.
			29.3	HDC 10B ABU	**1205000000**

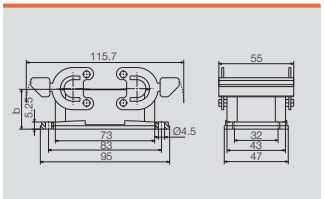

Base housing

a	Version	Cover	b (mm)	Type	Order No.
M 20	w. threading		57	HDC 10B SBU 2M20G	**1787640000**
M 25	w. threading		57	HDC 10B SBU 2M25G	**1787630000**

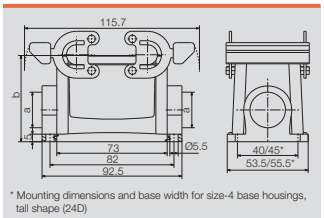

Coupling housing

a	Version	Cover	b (mm)	Type	Order No.
M 20	w. threading		55	HDC 10B KBU 1M20G	**1787720000**

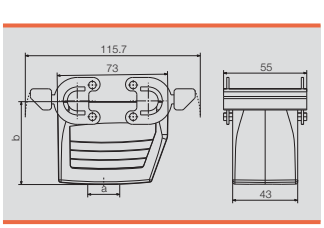

Cover

	Version			Type	Order No.
	For bases			HDC 10B DODQ 4BO	**1665230000**

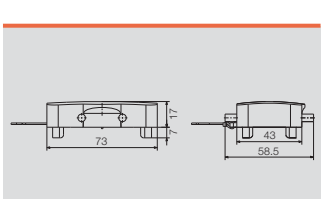

«ЭЛЕКТРО-ПРОФИ» - http://www.ep.ru

HVE series - exciting voltage

830 V, 20 A, Size 6

6 + 2 + ⏚

Inserts

Tension clamp connection

Insert	Type	Order No.
Male	HDC HVE 6+2 MT CtH	**1967250000**
Female	HDC HVE 6+2 FT CtH	**1967240000**

Screw connection

Insert	Type	Order No.
Male	HDC HVE 6+2 MS	**1651330000**
Female	HDC HVE 6+2 FS	**1651340000**

Dimensions

Male

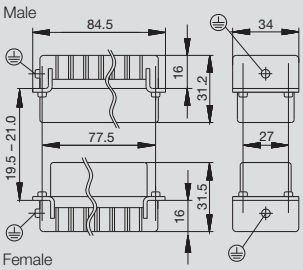

Female

Arrangement of contacts

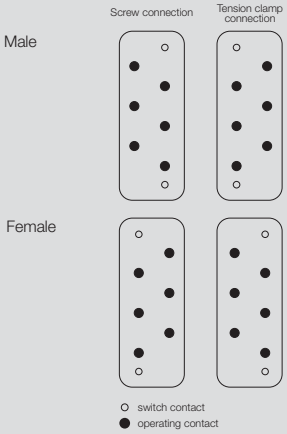

Mounting cut-out

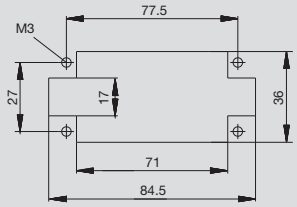

«ЭЛЕКТРО-ПРОФИ» - http://www.ep.ru

Housing selection RockStar® IP66
Size 6

Further housings are available, see
Chapter E for IP66 and Chapter F for IP68

Hood

Plug housing, cable entry sideways

a	Version	Cover	b (mm)	Type	Order No.
M 25	w. threading		61	HDC 16B TSBU 1M25G	1788180000
M 25	w. threading		76	HDC 40D TSBU 1M25G	1787010000
M 32	w. threading		76	HDC 40D TSBU 1M32G	1787000000

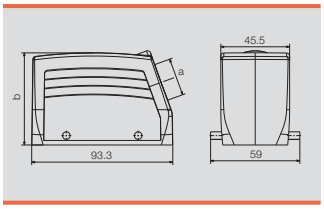

Plug housing, cable entry at top

a	Version	Cover	b (mm)	Type	Order No.
M 25	w. threading		61	HDC 16B TOBU 1M25G	1788210000
M 25	w. threading		76	HDC 40D TOBU 1M25G	1787070000
M 32	w. threading		76	HDC 40D TOBU 1M32G	1787060000

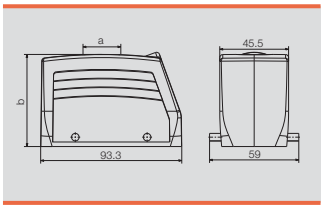

Cover

	Version			Type	Order No.
	For hoods			HDC 16B DMDQ 2QB	1665270000

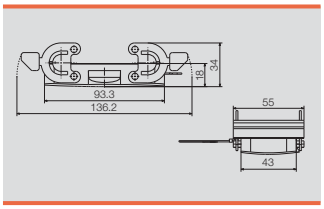

Base

Bulkhead housing

	Version	Cover	b (mm)	Type	Order No.
			29	HDC 16B ABU	1208600000

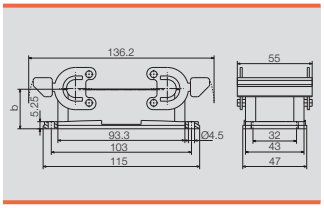

Base housing

a	Version	Cover	b (mm)	Type	Order No.
M 25	w. threading		64	HDC 16B SBU 2M25G	1788240000
M 25	w. threading		84	HDC 40D SBU 2M25G	1787120000
M 32	w. threading		84	HDC 40D SBU 2M32G	1787110000

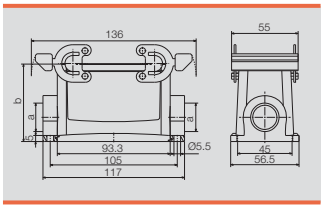

Coupling housing

a	Version	Cover	b (mm)	Type	Order No.
M 25	w. threading		79	HDC 40D KBU 1M25G	1787200000
M 32	w. threading		79	HDC 40D KBU 1M32G	1787190000

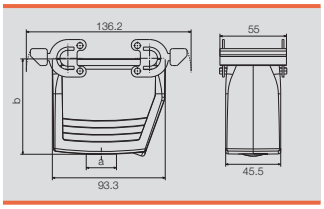

Cover

	Version			Type	Order No.
	For bases			HDC 16B DODQ 4BO	1665260000

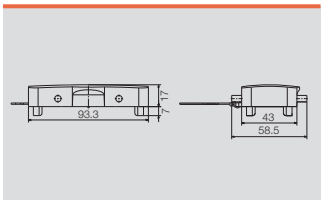

«ЭЛЕКТРО-ПРОФИ» - http://www.ep.ru

HVE series - exciting voltage

830 V, 20 A, Size 8

10 + 2 + ⏚

Inserts

Tension clamp connection

Insert	Type	Order No.
Male	HDC HVE 10+2 MT CtH	**1967210000**
Female	HDC HVE 10+2 FT CtH	**1967260000**

Screw connection

Insert	Type	Order No.
Male	HDC HVE 10+2 MS	**1651350000**
Female	HDC HVE 10+2 FS	**1651360000**

Dimensions

Male

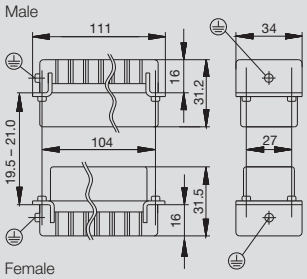

Female

Arrangement of contacts

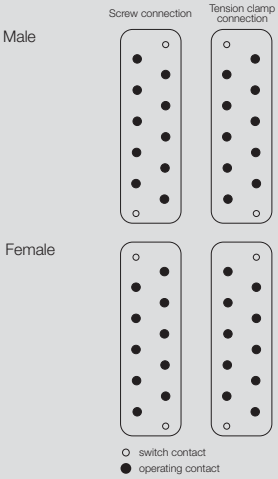

Mounting cut-out

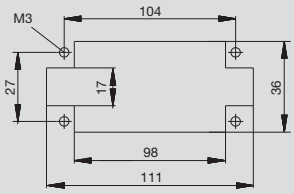

«ЭЛЕКТРО-ПРОФИ» - http://www.ep.ru

Housing selection RockStar® IP66
Size 8

Further housings are available, see
Chapter E for IP66 and Chapter F for IP68

Hood

Plug housing, cable entry sideways

a	Version	Cover	b (mm)	Type	Order No.
M 25	w. threading		61	HDC 24B TSBU 1M25G	1787760000
M 25	w. threading		76	HDC 64D TSBU 1M25G	1786780000
M 32	w. threading		61	HDC 24B TSBU 1M32G	1787750000
M 32	w. threading		76	HDC 64D TSBU 1M32G	1786770000

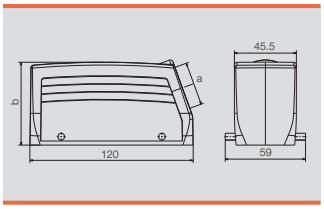

Plug housing, cable entry at top

a	Version	Cover	b (mm)	Type	Order No.
M 25	w. threading		61	HDC 24B TOBU 1M25G	1787820000
M 32	w. threading		61	HDC 24B TOBU 1M32G	1787810000
M 32	w. threading		76	HDC 64D TOBU 1M32G	1786830000

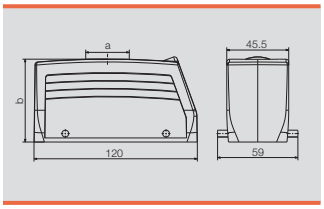

Cover

	Version			Type	Order No.
	For hoods			HDC 24B DMDQ 2QB	1665640000

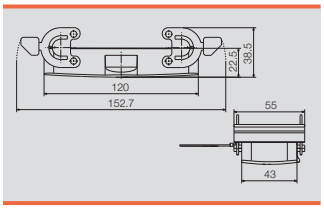

Base

Bulkhead housing

	Version	Cover	b (mm)	Type	Order No.
			29.3	HDC 24B ABU	1212400000

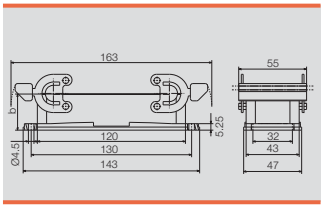

Base housing

a	Version	Cover	b (mm)	Type	Order No.
M 25	w. threading		64	HDC 24B SBU 2M25G	1787870000
M 25	w. threading		84	HDC 64D SBU 2M25G	1786890000
M 32	w. threading		84	HDC 64D SBU 2M32G	1786880000

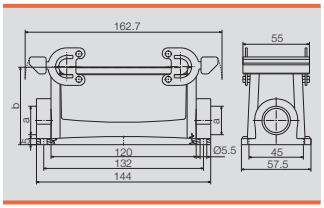

Coupling housing

a	Version	Cover	b (mm)	Type	Order No.
M 25	w. threading		65	HDC 24B KBU 1M25G	1787920000
M 32	w. threading		79	HDC 64D KBU 1M32G	1786960000

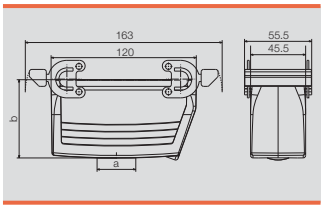

Cover

	Version			Type	Order No.
	For bases			HDC 24B DODQ 4BO	1665630000

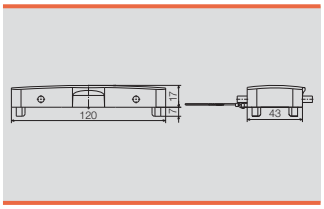

«ЭЛЕКТРО-ПРОФИ» - http://www.ep.ru

HSB series – the heavy-duty connectors

The HSB series provides users with 35 A via each contact with screw connections for a safe and reliable connection.



Technical data

Standards / approvals	
Standards	DIN EN 61984 DIN EN 60664-1
Approvals	UL/CSA
Inserts	
No. of poles	6, 12
Rated voltage	400 V
Rated voltage to UL/CSA	600 V
Rated current	35 A
Rated impulse withstand voltage	6 kV
Pollution severity	3
Insulation resistance	$\geq 10^{10}$ Ω
Material	Glass-fibre reinforced PC (in UL list and approved for railway applications)
Temperature range	–40 °C ... +125 °C
Flammability to UL 94	V – 0
Mechanical service life	
– Plugging cycles Ag - Surface	≥ 500
– Plugging cycles Au - Surface	≥ 500
Contact resistance	
Screw connection	≤ 2 mΩ
Contacts / Material	
Sockets and plug-in contact	Copper alloy
Surface	Passivated silver
Screw connection	
– Clamping range	0.5 - 6 mm² (AWG 20 … 10)
– Stripping length	11 mm
– flex. with wire end ferrule acc. to DIN 46228 pt. 1	4 mm²
Clamping torque	
– Screw connection	1.2 … 1.5 Nm
SD blades	0.6 x 3.5 or 0.8 x 4 mm
PE – Connection	
– Clamping range	0.5 … 6 mm²
– solid / stranded	0.5 … 6 mm² / 0.5 … 6 mm²
– flexible/flexible with wire end ferrule, DIN 46228 pt. 1	0.5 … 6 mm² / 0.5 … 6 mm²
– AWG conductor	AWG 20 … 10
– Stripping length	10 mm
– Clamping torque	2 … 2.5 Nm
– Blade dimensions	SD 1 x 5.5 mm or PZ 2

Note: When used properly and as designated, the listed connectors may not be connected or disconnected if there is a live voltage or load! When connecting flexible conductor with a screw connection, you should use ferrules, according to DIN 46228, section 1.

Derating curves

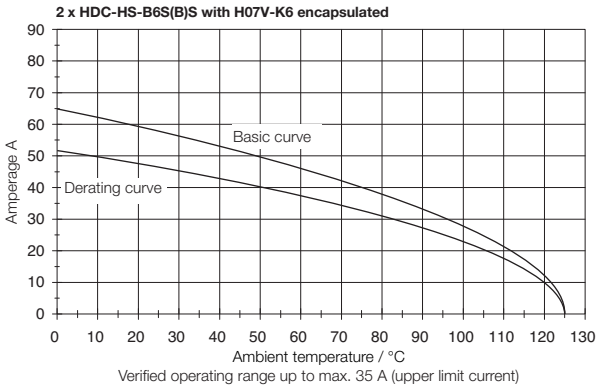

«ЭЛЕКТРО-ПРОФИ» - http://www.ep.ru

Overview

		Size	Rated voltage	Rated current	No. of poles	Tension clamp connection	Screw conn. with wire guard spring	Crimp connection	PUSH IN connection	Axial screw connection	Page
		6	400 V	35 A	6 + ⏚		•				B.92
		10	400 V	35 A	12 + ⏚		•				B.94

«ЭЛЕКТРО-ПРОФИ» - http://www.ep.ru

HSB series - the heavy-duty connectors

400 V, 35 A, Size 6

6 + ⏚

Inserts

Screw connection

Insert	Type	Order No.
Male	HDC HSB 6 MS	**1498700000**
Female	HDC HSB 6 FS	**1498900000**

Dimensions

Male

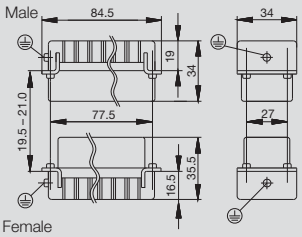

Female

Arrangement of contacts

Male



Female



Mounting cut-out

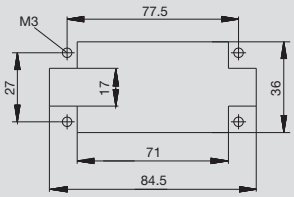

«ЭЛЕКТРО-ПРОФИ» - http://www.ep.ru

Housing selection RockStar® IP66
Size 6

Further housings are available, see
Chapter E for IP66 and Chapter F for IP68

Hood

Plug housing, cable entry sideways

a	Version	Cover	b (mm)	Type	Order No.
M 25	w. threading		61	HDC 16B TSBU 1M25G	1788180000
M 25	w. threading		76	HDC 40D TSBU 1M25G	1787010000
M 32	w. threading		76	HDC 40D TSBU 1M32G	1787000000

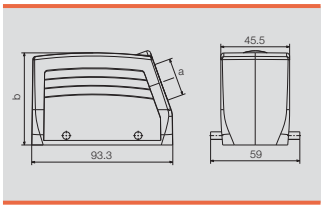

Plug housing, cable entry at top

a	Version	Cover	b (mm)	Type	Order No.
M 25	w. threading		61	HDC 16B TOBU 1M25G	1788210000
M 25	w. threading		76	HDC 40D TOBU 1M25G	1787070000
M 32	w. threading		76	HDC 40D TOBU 1M32G	1787060000

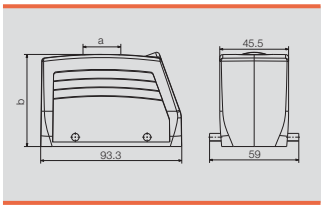

Cover

	Version			Type	Order No.
	For hoods			HDC 16B DMDQ 2QB	1665270000

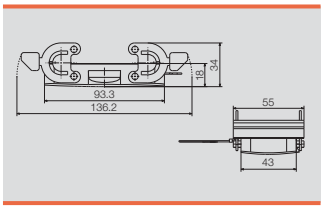

Base

Bulkhead housing

	Version	Cover	b (mm)	Type	Order No.
			29	HDC 16B ABU	1208600000

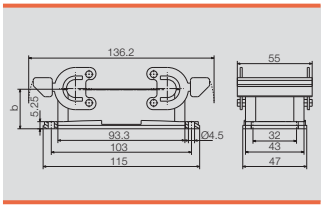

Base housing

a	Version	Cover	b (mm)	Type	Order No.
M 25	w. threading		64	HDC 16B SBU 2M25G	1788240000
M 25	w. threading		84	HDC 40D SBU 2M25G	1787120000
M 32	w. threading		84	HDC 40D SBU 2M32G	1787110000

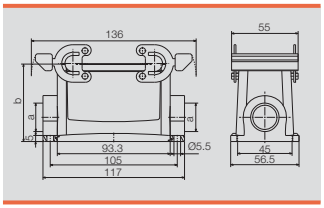

Coupling housing

a	Version	Cover	b (mm)	Type	Order No.
M 25	w. threading		79	HDC 40D KBU 1M25G	1787200000
M 32	w. threading		79	HDC 40D KBU 1M32G	1787190000

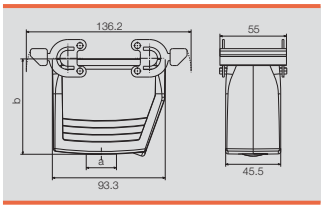

Cover

	Version			Type	Order No.
	For bases			HDC 16B DODQ 4BO	1665260000

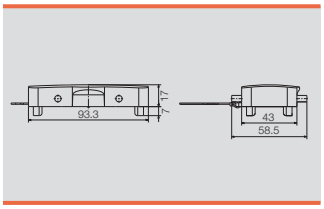

«ЭЛЕКТРО-ПРОФИ» - http://www.ep.ru

HSB series - the heavy-duty connectors

400 V, 35 A, Size 10

12 + ⏚

Inserts

Screw connection

Insert	Type	Order No.
Male	HDC HSB 6 MS	**1498700000**
Female	HDC HSB 6 FS	**1498900000**
Male	HDC HSB 6 MS 7 - 12	**1498800000**
Female	HDC HSB 6 FS 7 - 12	**1499000000**

Note Please use the following inserts for size 10 (12-pole): HSB 6 FS + HSB 6 FS 7-12

Dimensions

Male

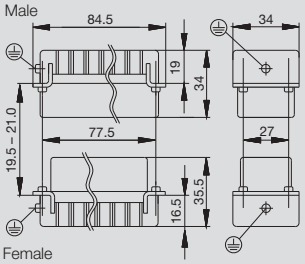

Female

Arrangement of contacts

Male

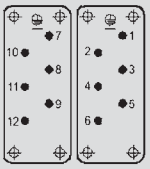

Female

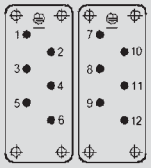

Mounting cut-out

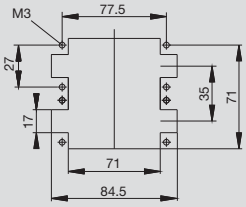

«ЭЛЕКТРО-ПРОФИ» - http://www.ep.ru

Housing selection RockStar® IP66
Size 10

Further housings are available, see Chapter E for IP66

Hood

Plug housing, cable entry sideways

a	Version	Cover	b (mm)	Type	Order No.
M 32	w. threading		79	HDC 32B TSLU 1M32G	**1788420000**

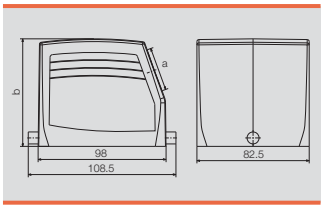

Base

Bulkhead housing

	Version	Cover	b (mm)	Type	Order No.
			38	HDC 32B ALU	**1219500000**
		with cover	55	HDC 32B ADLU	**1219800000**

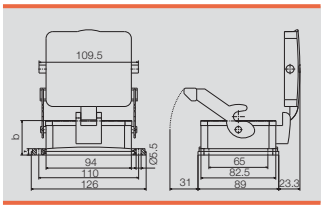

Base housing

a	Version	Cover	b (mm)	Type	Order No.
M 32	w. threading		79	HDC 32B SLU 2M32G	**1788470000**
M 32	w. threading	with cover	96	HDC 32B SDLU 2M32G	**1788490000**

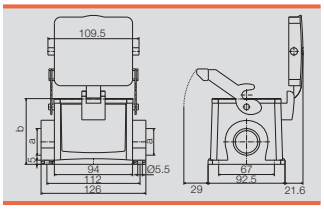

Coupling housing

a	Version	Cover	b (mm)	Type	Order No.
M 32	w. threading		83	HDC 32B KLU 1M32G	**1788500000**

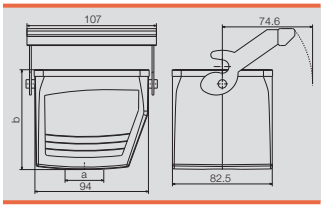

«ЭЛЕКТРО-ПРОФИ» - http://www.ep.ru

HQ series – the powerful little connectors

A small size but quite big. The electrical values speak for themselves. The HQs use the proven HE and HD crimp contacts as well as the high-performance HX contacts.

Technical data

	HQ 5	HQ 7	HQ 8	HQ 4 2	HQ 17
Standards / approvals					
Standards	DIN EN 61984	DIN EN 61984	DIN EN 61984	DIN EN 61984	DIN EN 61984
	DIN EN 60664-1	DIN EN 60664-1	DIN EN 60664-1	DIN EN 60664-1	DIN EN 60664-1
Approvals	UL/CSA	UL/CSA	UL/CSA/ISO 23570	UL/CSA/ISO 23570	UL/CSA
Inserts					
No. of poles	5 + PE	7 + PE	8 + PE	4 power, 2 signal + PE	17 + PE
Connection system	Crimp, HE-contact	Crimp, HD-contacts	Crimp, HE-contact	Crimp, HX-/HD-contacts	Crimp, HD-contacts
Rated voltage	250 V	400 V	500 V	690 V, 250 V	250 V
Rated voltage to UL/CSA	600 V	600 V	600 V	600 V	600 V
Rated current	16 A	10 A	16 A	40/10 A	10 A
Rated impulse withstand voltage	4 kV	6 kV	6 kV	6 kV/4 kV	4 kV
Pollution severity	3	3	3	3	2
Insulation resistance	$\geq 10^{10}$ Ω	$\geq 10^{10}$ Ω	$\geq 10^{10}$ Ω	$\geq 10^{10}$ Ω	$\geq 10^{10}$ Ω
Material	PC glass-fibre reinforced	PC glass-fibre reinforced	PC glass-fibre reinforced	PC glass-fibre reinforced	PC glass-fibre reinforced
Temperature range	–40°…+125°	–40°…+125°	–40°…+125°	–40°…+125°	–40°…+125°
Flammability to UL 94	V - 0	V - 0	V - 0	V - 0	V - 0
Mechanical service life					
– Plugging cycles Ag - Surface	≥ 500	≥ 500	≥ 500	≥ 500	≥ 500
– Plugging cycles Au - Surface	≥ 500	≥ 500	≥ 500	≥ 500	≥ 500
Volume (continuity) resistance of crimp connection	≤ 2 mΩ	≤ 4 mΩ	≤ 2 mΩ	≤ 1 mΩ/≤ 4 mΩ	≤ 4 mΩ
Contacts / Material					
Sockets and plug-in contact	Copper alloy	Copper alloy	Copper alloy	Copper alloy	Copper alloy
Surface	Passivated silver	Passivated silver/ gold	Passivated silver	Passivated silver/ gold	Passivated silver/ gold
Crimp connection					
– Performance power range	0.5…4 mm² (AWG 20…12)		0.5…4 mm² (AWG 20…12)	1.5…6 mm² (AWG 16…10)	
– Signal range		0.14…2.5 mm² (AWG 26…14)		0.14…2.5 mm² (AWG 26…14)	0.14…2.5 mm² (AWG 26…14)
– Stripping length	7.5 mm	8.0 mm	7.5 mm	9 mm/8 mm	8.0 mm
PE connection			Crimp	Crimp	Crimp
– Clamping range	0.5…2.5 mm²	0.14…2.5 mm²	0.5...4 mm²	1.5…6 mm²	0.14…2.5 mm²
– solid core/stranded	0.5…2.5 mm²/0.5…2.5 mm²	0.14…2.5 mm²	0.5...4 mm²		
– flexible/flexible with ferrule	0.5…2.5 mm²/0.5…2.5 mm²	0.14…2.5 mm²	0.5...4 mm²		
– AWG conductor	AWG 20…14	AWG 26…14	AWG 20…12	AWG 16…10	AWG 26…14
– Stripping length	10 mm	5 mm	7.5 mm	9 mm	8 mm
– Clamping torque	0.5…0.55 Nm	0.5…0.55 Nm			
– Blade dimensions	SD 0.8 x 4 mm	SD 0.8 x 4 mm			
Accessories and tools					
Crimping tools used	9205430000 CTIN CM 1.6/2.5	9205430000 CTIN CM 1.6/2.5	9205430000 CTIN CM 1.6/2.5	9205430000 CTIN CM 1.6/2.5	9205430000 CTIN CM 1.6/2.5
	9018490000 CTX CM 1.6/2.5	9018490000 CTX CM 1.6/2.5	9018490000 CTX CM 1.6/2.5	9205440000 CTIN CM 3.6	9018490000 CTX CM 1.6/2.5
				9018490000 CTX CM 1.6/2.5	
Screwdriver			Version Crosshead, shape H	Version Crosshead, shape H	Version Crosshead, shape H
			Sheet metal screw: ISO 7049-ST 2.9x9.5-F-H	Sheet metal screw: ISO 7049-ST 2.9x9.5-F-H	Sheet metal screw: ISO 7049-ST 2.9x9.5-F-H
Removal tool for crimps	1866750000 Removal Tool HE	1866730000 Removal Tool HD	1866750000 Removal Tool HE	1002990000 Removal Tool HX	1866730000 Removal Tool HD
				1866730000 Removal Tool HD	

Note: When used properly and as designated, the listed connectors may not be connected or disconnected if there is a live voltage or load!

«ЭЛЕКТРО-ПРОФИ» - http://www.ep.ru

Overview

	Size	Rated voltage	Rated current	No. of poles	Tension clamp connection	Screw conn. with wire guard spring	Crimp connection	PUSH IN connection	Axial screw connection	Page
	1	250 V	16 A	5 + ⏚			•			B.98
	1	400 V	10 A	7 + ⏚			•			B.100
	HQ	500 V	16 A	8 + ⏚			•			B.102
	HQ	250 V	10 A	17 + ⏚			•			B.104
	HQ	690/250 V	40/10 A	4 + 2 + ⏚			•			B.106

Technical data

Derating curves

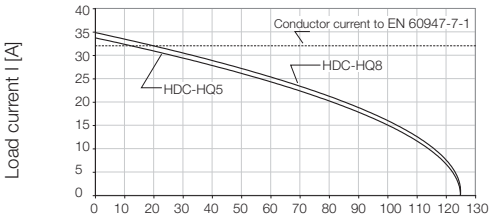

HDC-HQ5 und HDC-HQ8 / H07V-K4.0 Ambient temperature T [°C]

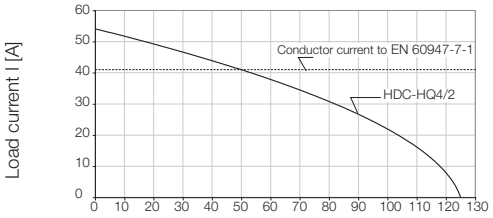

HDC-HQ4/2 / H07V-K6.0 Ambient temperature T [°C]
(control contacts with 10 A / H07V-K2.5)

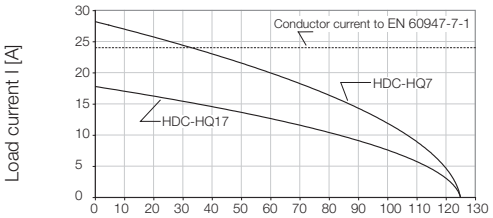

HDC-HQ7 und HDC-HQ17 / H07V-K2.5 Ambient temperature Tr [°C]

«ЭЛЕКТРО-ПРОФИ» - http://www.ep.ru

HQ series - the powerful little connectors

250 V, 16 A, Size 1

5 + ⏚

Inserts

Crimp connection

Insert	Type	Order No.
Male	HDC HQ 5 MC	**1912440000**
Female	HDC HQ 5 FC	**1912460000**

Dimensions

Male

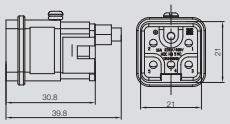

Female

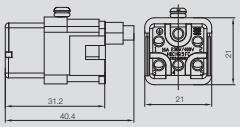

Arrangement of contacts

Male

Female

Accessories

Crimp contacts

Surface finish gold

Surface finish silver

Male			Female	
Qty.	**Type**	**Order No.**	**Type**	**Order No.**
100	HDC-C-HE-SM0.5AU	**1651420000**	HDC-C-HE-BM0.5AU	**1651470000**
100	HDC-C-HE-SM0.75-1.00AU	**1651430000**	HDC-C-HE-BM0.75-1.00AU	**1651480000**
100	HDC-C-HE-SM1.5AU	**1651440000**	HDC-C-HE-BM1.5AU	**1651490000**
100	HDC-C-HE-SM2.5AU	**1651450000**	HDC-C-HE-BM2.5AU	**1651500000**
100	HDC-C-HE-SM4.0AU	**1651460000**	HDC-C-HE-BM4.0AU	**1651510000**
100	HDC-C-HE-SM0.5AG	**1200500000**	HDC-C-HE-BM0.5AG	**1201100000**
100	HDC-C-HE-SM0.75-1.00AG	**1200600000**	HDC-C-HE-BM0.75-1.00AG	**1201200000**
100	HDC-C-HE-SM1.5AG	**1200700000**	HDC-C-HE-BM1.5AG	**1201300000**
100	HDC-C-HE-SM2.5AG	**1200800000**	HDC-C-HE-BM2.5AG	**1201400000**
100	HDC-C-HE-SM4.0AG	**1200900000**	HDC-C-HE-BM4.0AG	**1201500000**

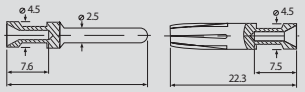

Conductor cross-section	Insulation stripping length	
0.50 mm²	AWG 20	7.5 mm
0.75 – 1.00 mm²	AWG 18	7.5 mm
1.50 mm²	AWG 16	7.5 mm
2.50 mm²	AWG 14	7.5 mm
4.00 mm²	AWG 12	7.5 mm

Coding pin

Qty.	Type	Order No.
100	HDC HE CP	**1003240000**

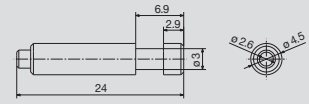

Tools

Crimping tool	
CTX CM 1.6/2.5	**9018490000**
CTIN CM 1.6/2.5	**9205430000**
Contact Removal Tool	
Removal Tool HE	**1866750000**

«ЭЛЕКТРО-ПРОФИ» - http://www.ep.ru

Housing selection RockStar® IP66
Size 1

Further housings are available, see
Chapter E for IP66 and Chapter F for IP68

Hood

Plug housing, cable entry sideways

Material: diecast aluminium

a	Version	Cover	b (mm)	Type	Order No.
M 20	w. threading		49.2	HDC 04A TWLU 1M20G	**1788810000**

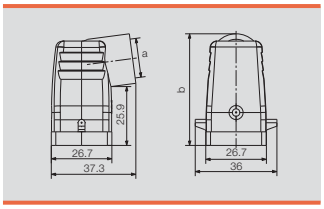

Plug housing, cable entry at top

Material: diecast aluminium

a	Version	Cover	b (mm)	Type	Order No.
M 20	w. threading		50	HDC 04A TOLU 1M20G	**1788820000**

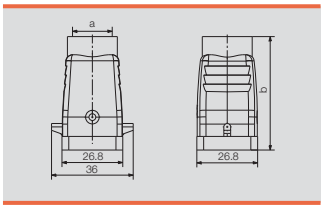

Base

Bulkhead housing

Material: diecast aluminium

	Version	Cover	b (mm)	Type	Order No.
			23	HDC 04A ALU	**1497600000**

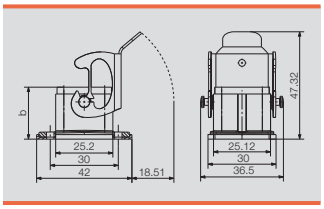

Base housing

Material: diecast aluminium

a	Version	Cover	b (mm)	Type	Order No.
M 20	w. threading		41.5	HDC 04A SLU 1M20G	**1788830000**

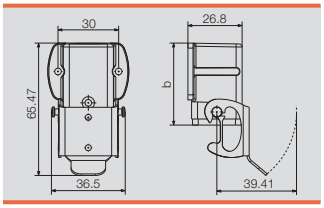

Coupling housing

Material: diecast aluminium

a	Version	Cover	b (mm)	Type	Order No.
M 20	w. threading		53.5	HDC 04A KOLU 1M20G	**1788840000**

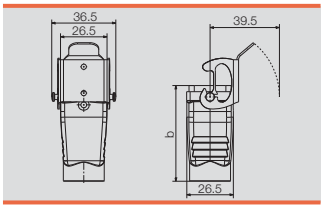

Screw mounting housing

Material: diecast aluminium

a	Version	Cover	b (mm)	Type	Order No.
M 20	w. threading		54	HDC 04A ELU 1M20G	**1900320000**

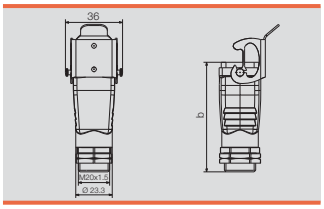

Cover

Material: diecast aluminium

	Version	Type	Order No.
	for female insert	HDC 04A DMDL 2BO	**1665750000**
	for male insert	HDC 04A DODL 2BO	**1665740000**

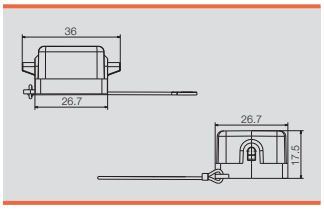

«ЭЛЕКТРО-ПРОФИ» - http://www.ep.ru

HQ series - the powerful little connectors

400 V, 10 A, Size 1

7 + ⏚

Inserts

Crimp connection

Insert	Type	Order No.
Male	HDC HQ 7 MC	**1003190000**
Female	HDC HQ 7 FC	**1003180000**

Dimensions

Male

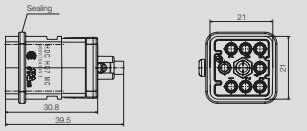

Female

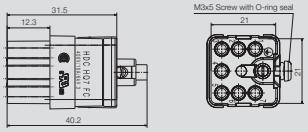

Arrangement of contacts

Male

Female

Accessories

Crimp contacts

Surface finish gold

Surface finish silver

Male			Female	
Qty.	**Type**	**Order No.**	**Type**	**Order No.**
100	HDC-C-HD-SM0.14-0.37AU	**1651620000**	HDC-C-HD-BM0.14-0.37AU	**1651670000**
100	HDC-C-HD-SM0.5AU	**1651630000**	HDC-C-HD-BM0.5AU	**1651680000**
100	HDC-C-HD-SM0.75-1.00AU	**1651640000**	HDC-C-HD-BM0.75-1.00AU	**1651690000**
100	HDC-C-HD-SM1.5AU	**1651650000**	HDC-C-HD-BM1.5AU	**1651700000**
100	HDC-C-HD-SM2.5AU	**1651660000**	HDC-C-HD-BM2.5AU	**1651710000**
100	HDC-C-HD-SM0.14-0.37AG	**1651520000**	HDC-C-HD-BM0.14-0.37AG	**1651570000**
100	HDC-C-HD-SM0.5AG	**1651530000**	HDC-C-HD-BM0.5AG	**1651580000**
100	HDC-C-HD-SM0.75-1.00AG	**1601750000**	HDC-C-HD-BM0.75-1.00AG	**1601760000**
100	HDC-C-HD-SM1.5AG	**1651550000**	HDC-C-HD-BM1.5AG	**1651600000**
100	HDC-C-HD-SM2.5AG	**1651560000**	HDC-C-HD-BM2.5AG	**1651610000**

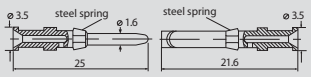

Conductor cross-section	Insulation stripping length	
0.14 – 0.37 mm²	AWG 26-22	8 mm
0.50 mm²	AWG 20	8 mm
0.75 – 1.00 mm²	AWG 18	8 mm
1.50 mm²	AWG 16	8 mm
2.50 mm²	AWG 14	6 mm

Coding pin

Qty.	Type	Order No.
50	HDC HQ 7 CPM	**1003230000**
50	HDC HQ 7 CPF	**1003220000**

Note: six-way coding is possible with a coding pin.

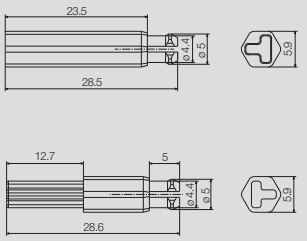

Tools

Crimping tool	
CTX CM 1.6/2.5	**9018490000**
CTIN CM 1.6/2.5	**9205430000**
Contact Removal Tool	
REMOVAL TOOL HD	**1866730000**

«ЭЛЕКТРО-ПРОФИ» - http://www.ep.ru

Housing selection RockStar® IP66
Size 1

Further housings are available, see
Chapter E for IP66 and Chapter F for IP68

Hood

Plug housing, cable entry sideways

Material: diecast aluminium

a	Version	Cover	b (mm)	Type	Order No.
M 20	w. threading		49.2	HDC 04A TWLU 1M20G	**1788810000**

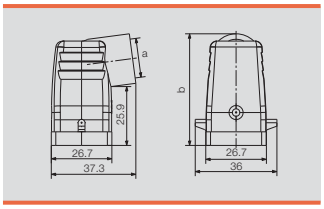

Plug housing, cable entry at top

Material: diecast aluminium

a	Version	Cover	b (mm)	Type	Order No.
M 20	w. threading		50	HDC 04A TOLU 1M20G	**1788820000**

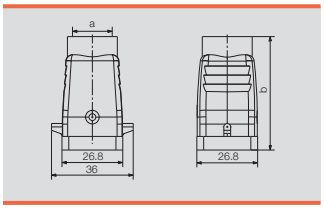

Base

Bulkhead housing

Material: diecast aluminium

	Version	Cover	b (mm)	Type	Order No.
			23	HDC 04A ALU	**1497600000**

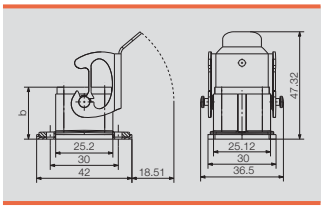

Base housing

Material: diecast aluminium

a	Version	Cover	b (mm)	Type	Order No.
M 20	w. threading		41.5	HDC 04A SLU 1M20G	**1788830000**

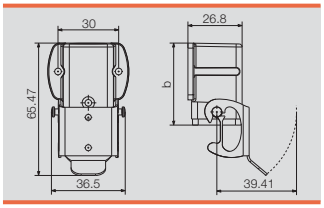

Coupling housing

Material: diecast aluminium

a	Version	Cover	b (mm)	Type	Order No.
M 20	w. threading		53.5	HDC 04A KOLU 1M20G	**1788840000**

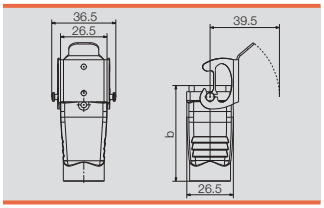

Screw mounting housing

Material: diecast aluminium

a	Version	Cover	b (mm)	Type	Order No.
M 20	w. threading		54	HDC 04A ELU 1M20G	**1900320000**

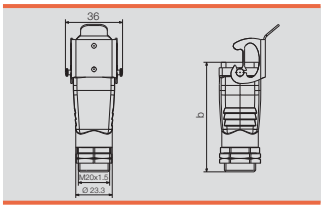

Cover

Material: diecast aluminium

	Version		Type	Order No.
	for female insert		HDC 04A DMDL 2BO	**1665750000**
	for male insert		HDC 04A DODL 2BO	**1665740000**

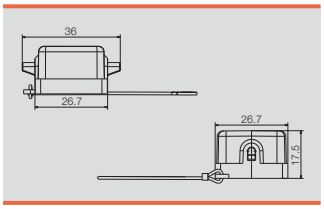

«ЭЛЕКТРО-ПРОФИ» - http://www.ep.ru

HQ series - the powerful little connectors

500 V, 16 A, Size HQ

8 + ⏚

Inserts

Crimp connection

Insert	Type	Order No.
Male	HDC HQ 8 MC	**1919970000**
Female	HDC HQ 8 FC	**1919980000**

Dimensions

Male

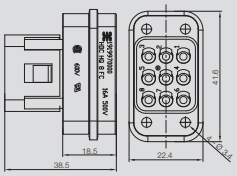

Female

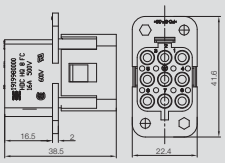

Arrangement of contacts

Male



Female



Accessories

Crimp contacts

Surface finish gold

Surface finish silver

Male			Female	
Qty.	**Type**	**Order No.**	**Type**	**Order No.**
100	HDC-C-HE-SM0.5AU	**1651420000**	HDC-C-HE-BM0.5AU	**1651470000**
100	HDC-C-HE-SM0.75-1.00AU	**1651430000**	HDC-C-HE-BM0.75-1.00AU	**1651480000**
100	HDC-C-HE-SM1.5AU	**1651440000**	HDC-C-HE-BM1.5AU	**1651490000**
100	HDC-C-HE-SM2.5AU	**1651450000**	HDC-C-HE-BM2.5AU	**1651500000**
100	HDC-C-HE-SM4.0AU	**1651460000**	HDC-C-HE-BM4.0AU	**1651510000**
100	HDC-C-HE-SM0.5AG	**1200500000**	HDC-C-HE-BM0.5AG	**1201100000**
100	HDC-C-HE-SM0.75-1.00AG	**1200600000**	HDC-C-HE-BM0.75-1.00AG	**1201200000**
100	HDC-C-HE-SM1.5AG	**1200700000**	HDC-C-HE-BM1.5AG	**1201300000**
100	HDC-C-HE-SM2.5AG	**1200800000**	HDC-C-HE-BM2.5AG	**1201400000**
100	HDC-C-HE-SM4.0AG	**1200900000**	HDC-C-HE-BM4.0AG	**1201500000**

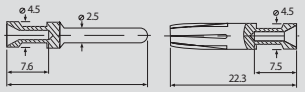

Conductor cross-section	Insulation stripping length	
0.50 mm²	AWG 20	7.5 mm
0.75 – 1.00 mm²	AWG 18	7.5 mm
1.50 mm²	AWG 16	7.5 mm
2.50 mm²	AWG 14	7.5 mm
4.00 mm²	AWG 12	7.5 mm

Coding pin

Qty.	Type	Order No.
100	HDC HE CP	**1003240000**

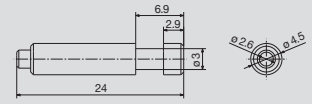

Tools

Crimping tool	
CTX CM 1.6/2.5	**9018490000**
CTIN CM 1.6/2.5	**9205430000**
Contact Removal Tool	
Removal Tool HE	**1866750000**

«ЭЛЕКТРО-ПРОФИ» - http://www.ep.ru

Housing selection RockStar® IP66
Size HQ

Further housings are available, see Chapter E for IP66

Hood

Plug housing, cable entry sideways

a	Version	Cover	b (mm)	Type	Order No.
PG 16	w. threading		54	HDC HQP TSLU 1PG16	1003090000

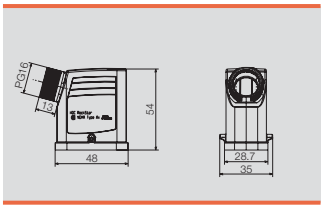

Plug housing, cable entry at top

a	Version	Cover	b (mm)	Type	Order No.
PG 16	w. threading		67	HDC HQP TOLU 1PG16	1003070000

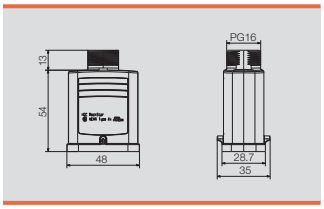

Base

Bulkhead housing

	Version	Cover	b (mm)	Type	Order No.
			19.5	HDC HQP ALU	1003040000

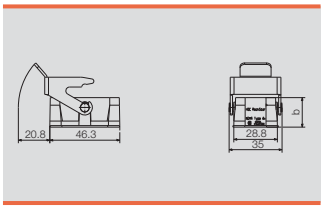

Bulkhead housing angled

	Version	Cover	b (mm)	Type	Order No.
	angled		54.5	HDC HQP AWLU	1003060000

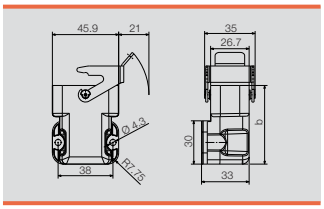

Base housing

a	Version	Cover	b (mm)	Type	Order No.
PG 16	w. threading		54.5	HDC HQP SLU 1PG16	1003110000

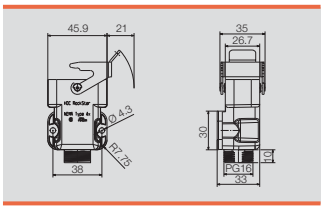

Coupling housing

a	Version	Cover	b (mm)	Type	Order No.
PG 16	w. threading		63.5	HDC HQP KOLU 1PG16	1003120000

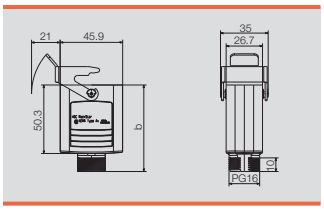

Cover

	Version	Type	Order No.
	for female insert	HDC HQP DMD 2BO	1003130000
	for male insert	HDC HQP DOD 2BO	1003140000

Note For plastic and metal housings

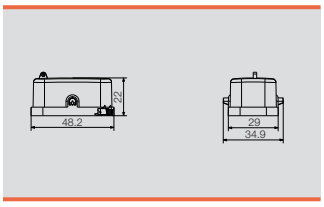

«ЭЛЕКТРО-ПРОФИ» - http://www.ep.ru

HQ series - the powerful little connectors

250 V, 10 A, Size HQ

17 + ⏚

Inserts

Crimp connection

Insert	Type	Order No.
Male	HDC HQ 17 MC	**1003210000**
Female	HDC HQ 17 FC	**1003200000**

Dimensions

Male

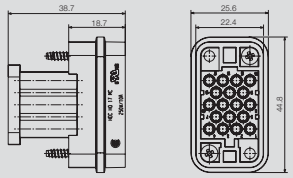

Female

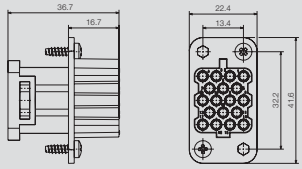

Arrangement of contacts

Male

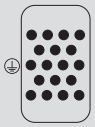

Female



Accessories

Crimp contacts

Surface finish gold

Surface finish silver

Male			Female	
Qty.	**Type**	**Order No.**	**Type**	**Order No.**
100	HDC-C-HD-SM0.14-0.37AU	**1651620000**	HDC-C-HD-BM0.14-0.37AU	**1651670000**
100	HDC-C-HD-SM0.5AU	**1651630000**	HDC-C-HD-BM0.5AU	**1651680000**
100	HDC-C-HD-SM0.75-1.00AU	**1651640000**	HDC-C-HD-BM0.75-1.00AU	**1651690000**
100	HDC-C-HD-SM1.5AU	**1651650000**	HDC-C-HD-BM1.5AU	**1651700000**
100	HDC-C-HD-SM2.5AU	**1651660000**	HDC-C-HD-BM2.5AU	**1651710000**
100	HDC-C-HD-SM0.14-0.37AG	**1651520000**	HDC-C-HD-BM0.14-0.37AG	**1651570000**
100	HDC-C-HD-SM0.5AG	**1651530000**	HDC-C-HD-BM0.5AG	**1651580000**
100	HDC-C-HD-SM0.75-1.00AG	**1601750000**	HDC-C-HD-BM0.75-1.00AG	**1601760000**
100	HDC-C-HD-SM1.5AG	**1651550000**	HDC-C-HD-BM1.5AG	**1651600000**
100	HDC-C-HD-SM2.5AG	**1651560000**	HDC-C-HD-BM2.5AG	**1651610000**

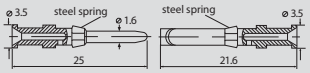

Conductor cross-section	Insulation stripping length	
0.14 – 0.37 mm²	AWG 26-22	8 mm
0.50 mm²	AWG 20	8 mm
0.75 – 1.00 mm²	AWG 18	8 mm
1.50 mm²	AWG 16	8 mm
2.50 mm²	AWG 14	6 mm

Tools

Crimping tool	
CTX CM 1.6/2.5	**9018490000**
CTIN CM 1.6/2.5	**9205430000**
Contact Removal Tool	
REMOVAL TOOL HD	**1866730000**

«ЭЛЕКТРО-ПРОФИ» - http://www.ep.ru

Housing selection RockStar® IP66
Size HQ

Further housings are available, see Chapter E for IP66

Hood

Plug housing, cable entry sideways

Material: Zinc diecast

a	Version	Cover	b (mm)	Type	Order No.
PG 21	w. threading		60.5	HDC HQM TSLU 1PG21	**1003100000**

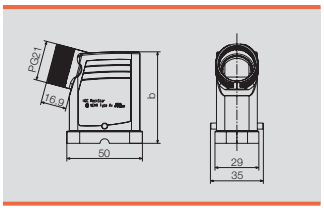

Plug housing, cable entry at top

Material: Zinc diecast

a	Version	Cover	b (mm)	Type	Order No.
PG 21	w. threading		77.5	HDC HQM TOLU 1PG21	**1003080000**

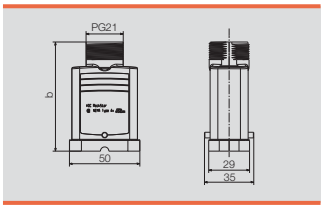

Base

Bulkhead housing

Material: Zinc diecast

	Version	Cover	b (mm)	Type	Order No.
			20.5	HDC HQM ALU	**1003050000**

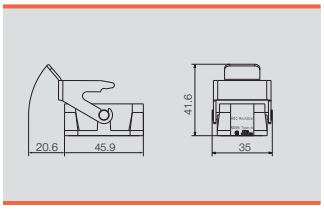

Cover

Material: Plastic

a	Version	Cover	b (mm)	Type	Order No.
	for female insert		23.5	HDC HQP DMD 2BO	**1003130000**
	for male insert		23.5	HDC HQP DOD 2BO	**1003140000**

Note For plastic and metal housings

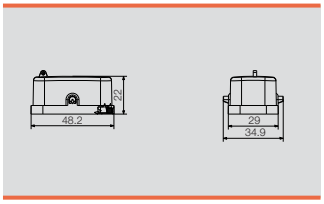

«ЭЛЕКТРО-ПРОФИ» - http://www.ep.ru

HQ series - the powerful little connectors

690/250 V, 40/10 A, Size HQ

4 + 2 + ⏚

Inserts

Crimp connection

Insert	Type	Order No.
Male	HDC HQ 4/2 MC	**1003170000**
Female	HDC HQ 4/2 FC	**1003160000**

Dimensions

Male

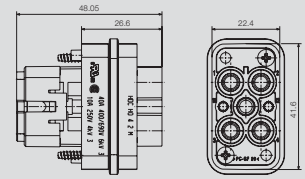

Female

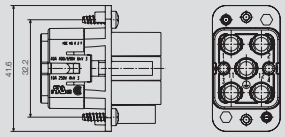

Arrangement of contacts

Male

Female

Accessories

Crimp contacts

Surface finish silver

Male			Female	
Qty.	**Type**	**Order No.**	**Type**	**Order No.**
25	HDC C HX SM1.5AG	**1002910000**	HDC C HX BM1.5AG	**1002950000**
25	HDC C HX SM2.5AG	**1002920000**	HDC C HX BM2.5AG	**1002960000**
25	HDC C HX SM4.0AG	**1002930000**	HDC C HX BM4.0AG	**1002970000**
25	HDC C HX SM6.0AG	**1002940000**	HDC C HX BM6.0AG	**1002980000**

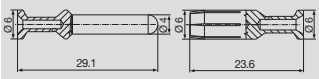

Conductor cross-section	Insulation stripping length	
1.50 mm²	AWG 16	8 mm
2.50 mm²	AWG 14	8 mm
4.00 mm²	AWG 12	8 mm
6.00 mm²	AWG 10	8 mm

Tools

Crimping tool	
CTIN CM 1.6/2.5	**9205430000**
Contact Removal Tool	
Removal Tool HX	**1002990000**

Crimp contacts

Surface finish gold

Surface finish silver

Male			Female	
Qty.	**Type**	**Order No.**	**Type**	**Order No.**
100	HDC-C-HD-SM0.14-0.37AU	**1651620000**	HDC-C-HD-BM0.14-0.37AU	**1651670000**
100	HDC-C-HD-SM0.5AU	**1651630000**	HDC-C-HD-BM0.5AU	**1651680000**
100	HDC-C-HD-SM0.75-1.00AU	**1651640000**	HDC-C-HD-BM0.75-1.00AU	**1651690000**
100	HDC-C-HD-SM1.5AU	**1651650000**	HDC-C-HD-BM1.5AU	**1651700000**
100	HDC-C-HD-SM2.5AU	**1651660000**	HDC-C-HD-BM2.5AU	**1651710000**
100	HDC-C-HD-SM0.14-0.37AG	**1651520000**	HDC-C-HD-BM0.14-0.37AG	**1651570000**
100	HDC-C-HD-SM0.5AG	**1651530000**	HDC-C-HD-BM0.5AG	**1651580000**
100	HDC-C-HD-SM0.75-1.00AG	**1601750000**	HDC-C-HD-BM0.75-1.00AG	**1601760000**
100	HDC-C-HD-SM1.5AG	**1651550000**	HDC-C-HD-BM1.5AG	**1651600000**
100	HDC-C-HD-SM2.5AG	**1651560000**	HDC-C-HD-BM2.5AG	**1651610000**

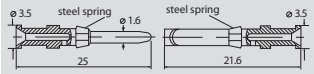

Conductor cross-section	Insulation stripping length	
0.14 – 0.37 mm²	AWG 26-22	8 mm
0.50 mm²	AWG 20	8 mm
0.75 – 1.00 mm²	AWG 18	8 mm
1.50 mm²	AWG 16	8 mm
2.50 mm²	AWG 14	6 mm

Tools

Crimping tool	
CTX CM 1.6/2.5	**9018490000**
Contact Removal Tool	
REMOVAL TOOL HD	**1866730000**

«ЭЛЕКТРО-ПРОФИ» - http://www.ep.ru

Housing selection RockStar® IP66
Size HQ

Further housings are available, see Chapter E for IP66

Hood

Plug housing, cable entry sideways

a	Version	Cover	b (mm)	Type	Order No.
PG 16	w. threading		54	HDC HQP TSLU 1PG16	1003090000

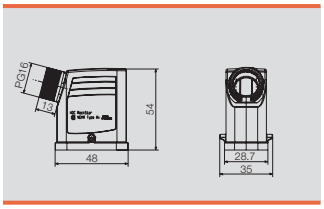

Plug housing, cable entry at top

a	Version	Cover	b (mm)	Type	Order No.
PG 16	w. threading		67	HDC HQP TOLU 1PG16	1003070000

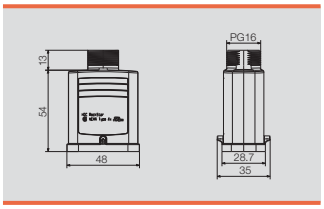

Base

Bulkhead housing

	Version	Cover	b (mm)	Type	Order No.
			19.5	HDC HQP ALU	1003040000

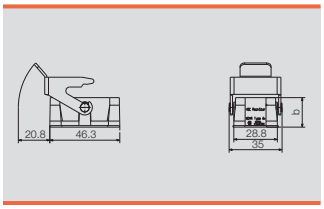

Bulkhead housing angled

	Version	Cover	b (mm)	Type	Order No.
	angled		54.5	HDC HQP AWLU	1003060000

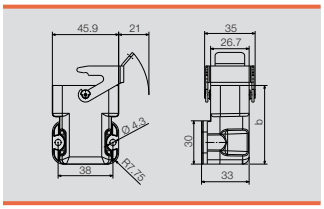

Base housing

a	Version	Cover	b (mm)	Type	Order No.
PG 16	w. threading		54.5	HDC HQP SLU 1PG16	1003110000

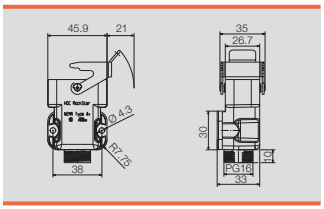

Coupling housing

a	Version	Cover	b (mm)	Type	Order No.
PG 16	w. threading		63.5	HDC HQP KOLU 1PG16	1003120000

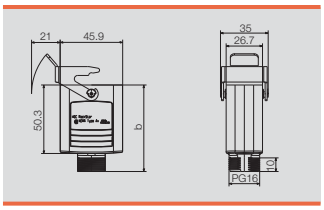

Cover

	Version	Type	Order No.
	for female insert	HDC HQP DMD 2BO	1003130000
	for male insert	HDC HQP DOD 2BO	1003140000

Note For plastic and metal housings

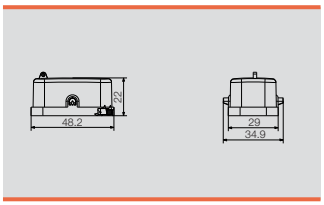

«ЭЛЕКТРО-ПРОФИ» - http://www.ep.ru

MixMate series – the high-capacity connectors

Using the MixMate series, high rated currents and voltages can be transmitted concurrently with signals in a very confined space. MixMate is available in threaded, axial screw and crimp connection technology.

Technical data

	S4	S8/24	S4/0 Axial	S4/0	S4/2
Standards / approvals					
Standards	DIN EN 61984 DIN EN 60664-1	DIN EN 61984 DIN EN 60664-1	DIN EN 61984 DIN EN 60664-1	DIN EN 61984 DIN EN 60664-1	DIN EN 61984 DIN EN 60664-1
Approvals	UL/CSA	UL/CSA/VDE	UL/CSA	UL/CSA/VDE	UL/CSA/VDE
Inserts					
No. of poles					
– Power contact	4 (+PE)	8 (+PE)	4 (+PE)	4 (+PE)	4 (+PE)
– Signal contact		24			2
Rated voltage					
– Power contact	1000 V	400 V	690 V	830 V	830 V
– Signal contact		160 V			400 V
Rated voltage to UL/CSA	600 V	600 V	600 V	600 V	600 V
Rated current					
– Power contact	65 A	16 A	80 A	80 A	80 A
– Signal contact		10 A			16 A
Rated impulse withstand voltage					
– Power contact	8 KV	4 KV	8 KV	8 KV	8 KV
– Signal contact		2.5 KV			6 KV
Pollution severity	3	3	3 (1000 V / 8 kV / 2)	3	3
Insulation resistance	$\geq 10^{10}\ \Omega$	$\geq 10^{10}\ \Omega$	$\geq 10^{10}\ \Omega$	$\geq 10^{10}\ \Omega$	$\geq 10^{10}\ \Omega$
Material	Glass-fibre reinforced PC (in UL list and approved for railway applications)	Glass-fibre reinforced PC (in UL list and approved for railway applications)	Glass-fibre reinforced PC (in UL list and approved for railway applications)	Glass-fibre reinforced PC (in UL list and approved for railway applications)	Glass-fibre reinforced PC (in UL list and approved for railway applications)
Temperature range	–40 °C ... +125 °C	–40 °C ... +125 °C	–40 °C ... +125 °C	–40 °C ... +125 °C	–40 °C ... +125 °C
Flammability to UL 94	V – 0	V – 0	V – 0	V – 0	V – 0
Mechanical service life					
– Plugging cycles Ag - Surface	≥ 500	≥ 500	≥ 500	≥ 500	≥ 500
– Plugging cycles Au - Surface		≥ 500			
Contact resistance with min. and max. conductors	≤ 1 mΩ	≤ 2 mΩ (Power) ≤ 4 mΩ (Signals)	≤ 1 mΩ	≤ 1 mΩ	≤ 1 mΩ (Power) ≤ 2 mΩ (Signals)
Contacts / Material					
Sockets and plug-in contact	Copper alloy	Copper alloy	Copper alloy	Copper alloy	Copper alloy
Surface	Passivated silver	Passivated silver or gold-plated	Passivated silver	Passivated silver	Passivated silver
Flexible conductor connection					
– Power contact	2.5 - 10 mm² (AWG 14 … 8)	0.5 - 4 mm² (AWG 20 … 12)	1.5 - 16 mm² (AWG 16 … 6)	1.5 - 16 mm² (AWG 16 … 6)	1.5 - 16 mm² (AWG 16 … 6)
– Signal contact		0.14 - 2.5 mm² (AWG 26 … 14)			0.5 - 2.5 mm² (AWG 22 … 14)
Stripping length					
– Power contact	8 mm	7.5 mm	13 mm	15 mm	15 mm
– Signal contact		8 mm			8 mm
Clamping torque					
– Power contact	1.1 - 1.7 Nm		2 … 3 Nm	1.2 Nm (1.5 mm²) / 2 Nm (2.5 mm²) / 3 Nm (4 - 16 mm²)	1.2 Nm (1.5 mm²) / 2 Nm (2.5 mm²) / 3 Nm (4 - 16 mm²)
– Signal contact					0.5 - 0.55 Nm
Tools					
– Hexagon socket, 2 mm	SW 2		SW 3		
– Screwdriver	0.6 x 3.5 mm			SD 0.8 x 4 mm	SD 0.8 x 4 mm (Power) / SD 0.6 x 3.5 mm or PH1 (Signals)
– Crimping tool		CTIN 1.6/2.5 / CTX CM 1.6/2.5 (for 0.5 - 1.5 mm²)			
PE connection via plug/socket					
– Clamping range	1.5/2.5 - 4/10 mm²	0.5 - 6 mm² (0.5 mm² with ferrule)	1.5 - 16 mm² with cable lug	0.5 - 16 mm² (0.5 mm² with ferrule 10 - 16 mm² with ring cable lug)	0.5 - 16 mm² (0.5 mm² with ferrule 10 - 16 mm² with ring cable lug)
– AWG conductor	AWG 16/14 … 12/8	AWG 20 ... 10 (AWG 10 with ring cable lug)	AWG 16 … 4	AWG 20 … 6 (AWG 10. 8 and 6 with ring cable lug)	AWG 20 … 6 (AWG 10. 8 and 6 with ring cable lug)
– Stripping length	8 mm	13 mm	8 mm (for wire up to 6 mm² only)	13 mm	13 mm
– Clamping torque	0.5 - 0.8 Nm	2 - 2.5 Nm	2 - 2.5 Nm	2 - 2.5 Nm	2 - 2.5 Nm
– Blade dimensions	SD 0.8 x 4 mm	SD 1.2 x 6.5 mm or PH 2	SD 0.8 x 4 mm or PZ 2	SD 1.2 x 6.5 mm or PH 2	SD 1.2 x 6.5 mm or PH 2

Note: When used properly and as designated, the listed connectors may not be connected or disconnected if there is a live voltage or load!
* Power contact = Axial screw connection, Signal contact = Screw connection

«ЭЛЕКТРО-ПРОФИ» - http://www.ep.ru

S6/12*	S6/36	S12/2	S4/8	S6/6*	S8/0
DIN EN 61984 DIN EN 60664-1	DIN EN 61984 DIN EN 60664-1	DIN EN 61984 DIN EN 60664-1	DIN EN 61984 DIN EN 60664-1	DIN EN 61984 DIN EN 60664-1	DIN EN 61984 DIN EN 60664-1
UL/CSA	UL/CSA/VDE	UL/CSA/VDE	UL/CSA/VDE	UL/CSA	UL/CSA/VDE
6 (+PE)	6 (+PE)	12 (+PE)	4 (+PE)	6 (+PE)	8 (+PE x 2)
12	36	2	8	6	
690 V	690 V	690 V	400 V	690 V	690 V
400 V	160 V	250 V	400 V	400 V	
600 V	600 V	600 V	600 V	600 V	600 V
48 A	40 A	40 A	80 A	100 A	110 A
16 A	10 A	10 A	16 A	16 A	
8 KV	8 KV	8 KV	6 KV	8 KV	8 KV
6 KV	2.5 KV	4 KV	6 KV	6 KV	
3	3	3	3	3	3
$\geq 10^{10}$ Ω	$\geq 10^{10}$ Ω	$\geq 10^{10}$ Ω	$\geq 10^{10}$ Ω	$\geq 10^{10}$ Ω	$\geq 10^{10}$ Ω
Glass-fibre reinforced PC (in UL list and approved for railway applications)	Glass-fibre reinforced PC (in UL list and approved for railway applications)	Glass-fibre reinforced PC (in UL list and approved for railway applications)	Glass-fibre reinforced PC (in UL list and approved for railway applications)	Glass-fibre reinforced PC (in UL list and approved for railway applications)	Glass-fibre reinforced PC (in UL list and approved for railway applications)
–40 °C ... +125 °C	–40 °C ... +125 °C	–40 °C ... +125 °C	–40 °C ... +125 °C	–40 °C ... +125 °C	–40 °C ... +125 °C
V – 0	V – 0	V – 0	V – 0	V – 0	V – 0
≥ 500	≥ 500	≥ 500	≥ 500	≥ 500	≥ 500
	≥ 500	≥ 500			
≤ 2 mΩ (Power) ≤ 2 mΩ (Signals)	≤ 2 mΩ (Power) ≤ 4 mΩ (Signals)	≤ 2 mΩ (Power) ≤ 4 mΩ (Signals)	≤ 1 mΩ (Power) ≤ 2 mΩ (Signals)	≤ 1 mΩ (Power) ≤ 2 mΩ (Signals)	≤ 1 mΩ
Copper alloy	Copper alloy	Copper alloy	Copper alloy	Copper alloy	Copper alloy
Passivated silver	Passivated silver or gold-plated	Passivated silver or gold-plated	Passivated silver	Passivated silver	Passivated silver
2.5 - 10 mm² (AWG 14 … 8)	1.5 - 6 mm² (AWG 16 … 10)	1.5 - 6 mm² (AWG 16 … 10)	1.5 - 16 mm² (AWG 16 … 6)	16 - 35 mm² (AWG 6 … 2)	10 - 25 mm² (AWG 8 ... 4)**
0.5 - 2.5 mm² (AWG 24 … 14)	0.14 - 2.5 mm² (AWG 26 … 14)	0.14 - 2.5 mm² (AWG 26 … 14)	0.5 - 2.5 mm² (AWG 22 … 14)	0.5 - 2.5 mm² (AWG 24 … 14)	
8 mm	9 mm	9 mm	15 mm	13 mm	12 mm
12 mm	8 mm	8 mm	8 mm	12 mm	
1.1 … 1.7 Nm			1.2 Nm (1.5 mm²) / 2 Nm (2.5 mm²) / 3 Nm (4 - 16 mm²)	6 … 8 Nm	6 Nm (10 - 16 mm²) / 7 Nm (25 mm²)
0.45 ... 0.9 Nm			0.5 - 0.55 Nm	0.45 ... 0.9 Nm	
SW 2				SW 4	SW 4
0.6 x 3.5 mm			SD 0.8 x 4 mm (Power) / SD 0.6 x 3.5 mm or PH1 (Signals)	SD 0.6 x 3.5 or PZ 0	
	CTIN 1.6/2.5 / CTX CM 1.6/2.5 (for 0.5 - 1.5 mm²)	CTIN 1.6/2.5 / CTX CM 1.6/2.5 (for 0.5 - 1.5 mm²)			
2.5 - 10 mm²	0.5 - 6 mm² (0.5 mm² with ferrule)	0.5 - 6 mm² (0.5 mm² with ferrule)	0.5 - 16 mm² (0.5 mm² with ferrule), 10 - 16 mm² with ring cable lug)	16 - 35 mm²	10 - 25 mm²**
AWG 14 … 8	AWG 20 ... 10 (AWG 10 with ring cable lug)	AWG 20 ... 10 (AWG 10 with ring cable lug)	AWG 20 … 6 (AWG 10. 8 and 6 with ring cable lug)	AWG 6 … 2	AWG 8 ... 4
8 mm	13 mm	13 mm	13 mm	8 mm	12 mm
2 - 2.5 Nm	2 - 2.5 Nm	2 - 2.5 Nm	2 - 2.5 Nm	6 - 8 Nm	6 Nm (10 - 16 mm²)/7 Nm (25 mm²)
SD 0.8 x 4 mm or PZ 2	SD 1.2 x 6.5 mm or PH 2	SD 1.2 x 6.5 mm or PH 2	SD 1.2 x 6.5 mm or PH 2	SD 0.8 x 4 mm or PZ 1	SD 5.5 x 1.0 or PH2

«ЭЛЕКТРО-ПРОФИ» - http://www.ep.ru

MixMate series – the high-capacity connectors

Overview

		Size	Rated voltage	Rated current	No. of poles	Tension clamp connection	Screw conn. with wire guard spring	Crimp connection	PUSH IN connection	Axial screw connection	Page
		3	1000 V	65 A	4 + ⏚					•	B.114
		4	400 V	16 A	8 + 24 + ⏚			•			B.116
		6	830 V	80 A	4 + 0 + ⏚					•	B.118
		6	830 V	80 A	4 + 0 + ⏚		•				B.120
		6	830 V	80 A	4 + 2 + ⏚		•				B.122
		6	690 V	40 A	6 + 36 + ⏚			•			B.124
		6	690 V	48 A	6 + 12 + ⏚		•			•	B.126
		6	690 V	40 A	12 + 2 + ⏚			•			B.128
		8	400 V	80 A	4 + 8 + ⏚		•				B.130
		8	690 V	100 A	6 + 6 + ⏚		•			•	B.132
		8	690 V	110 A	8 + 0 + ⏚					•	B.134

«ЭЛЕКТРО-ПРОФИ» - http://www.ep.ru

Hex-socket wrench



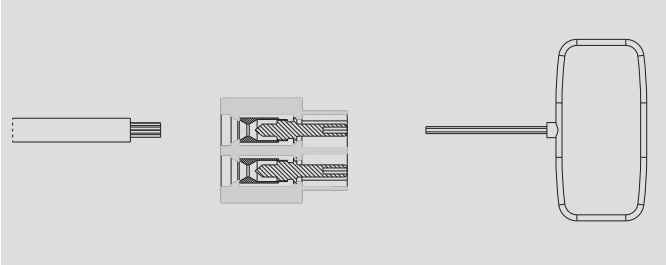

Ordering data

Type	Qty.	Order No.
IS 2 KG	2	**1806630000**
IS 3 KG	2	**1806650000**
IS 4 KG	2	**1806660000**

Assembly instructions:

1. Strip wire, refer to the technical data for stripping length. Be careful not to twist the litz conductor!
2. Insert the litz conductor into the contact cavity until the insulation lies flush against the contact.
3. Insert the hex wrench into the corresponding contact on the mating face side. Hold the litz conductor in position when tightening the clamping nut.

Technical data

Power contacts	S 4	S 4/0	S 6/12	S 6/6
Stripping length	8 mm	13 mm	8 mm	13 mm
Tightening torque	1.1 – 1.7 Nm	2 - 3 Nm	1.1 – 1.7 Nm	6 ... 8 Nm
Hex-socket wrench	IS 2 KG	IS 3 KG	IS 2 KG	IS 4 KG

Technical data

Derating curves

Size 3
HDC S4
Power contacts: conductor H07V-K14, current varied
Derating factor: 0.80

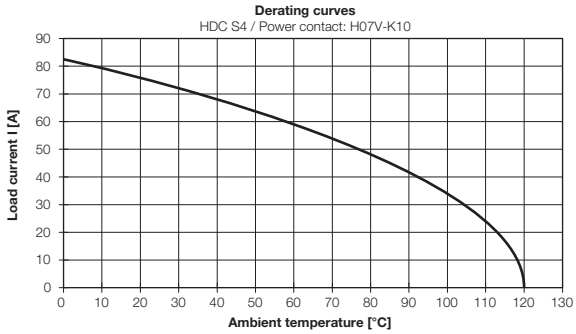

Size 4
HDC S8/24
Power contacts: conductor: H07V-K14, current varied
Signal contacts: conductor: H07V-K2.5, continuous current of 10 A
Derating factor: 0.80

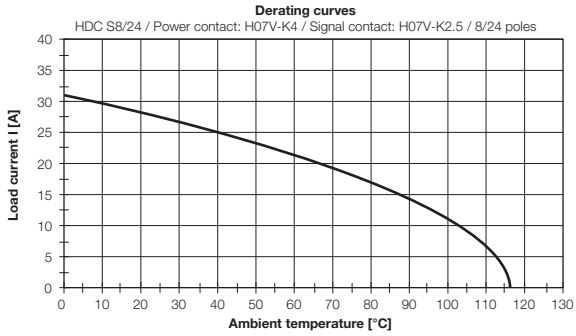

Size 6
HDC S4/0
Power contacts H07V-K16, current varied
Signal contacts are not available
Derating factor: 0.80

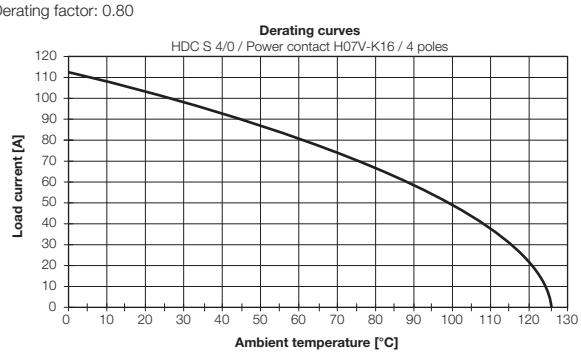

Size 6
HDC S4/2
Power contacts H07V-K16, current varied
Signal contacts H07V-K2.5, 16 A constant current
Derating factor: 0.80

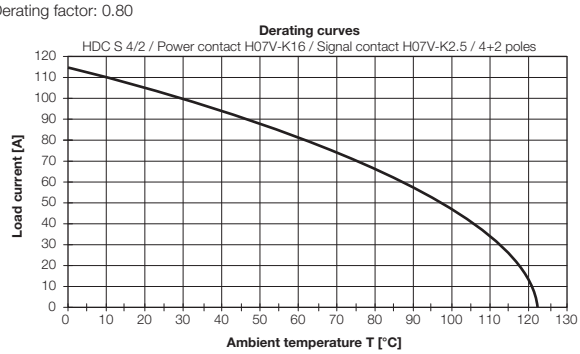

«ЭЛЕКТРО-ПРОФИ» - http://www.ep.ru

Technical data

Derating curves

Size 6
HDC S6/12
Power contacts: conductor H07V-K10, current varied
Signal contacts: conductor under no load
Derating factor: 0.80

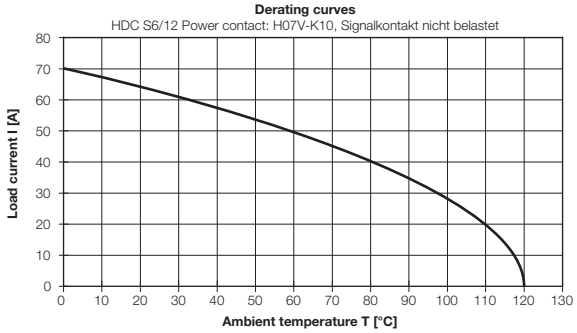

Size 6
HDC S6/36
Power contacts: conductor: H07V-K6, current varied
Signal contacts: conductor: H07V-K2.5, continuous current of 10 A
Derating factor: 0.80

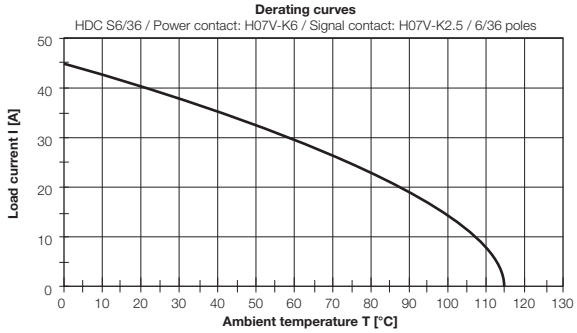

Size 6
HDC S12/2
Power contacts: conductor H07V-K10, current varied
Signal contacts: conductor: H07V-K2.5, continuous current of 10 A
Derating factor: 0.80

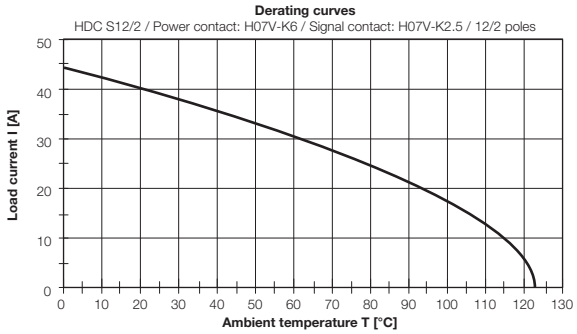

Size 8
HDC S4/8
Power contacts: conductor: H07V-K16, current varied
Signal contacts: conductor: H07V-K2.5, continuous current of 16 A
Derating factor: 0.80

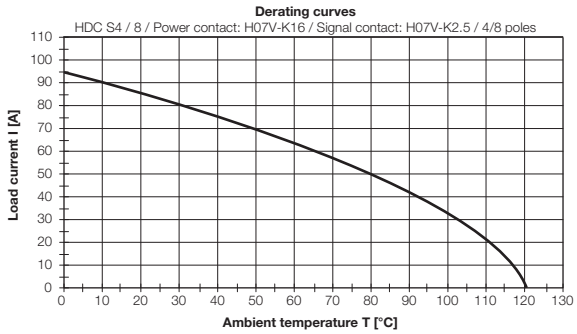

Size 8
HDC S6/6
Power contacts: conductor H07V-K35, current varied
Signal contacts: H07V-K2.5, continuous current of 16A
Derating factor: 0.80

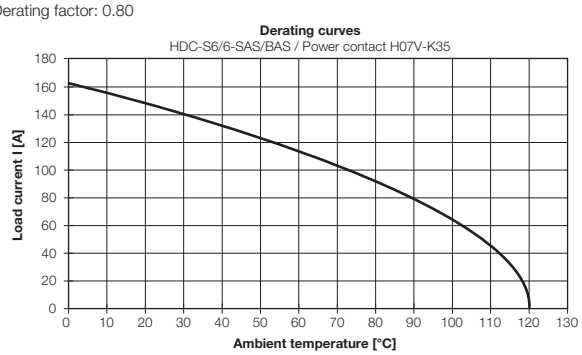

Size 8
HDC S8/0
Power contacts: conductor: H07V-K25, current varied
Signal contacts: not available
Derating factor: 0.80

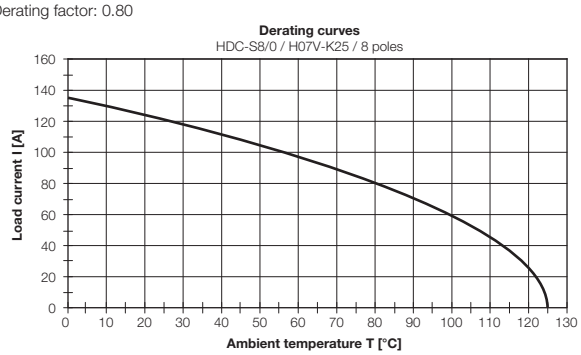

«ЭЛЕКТРО-ПРОФИ» - http://www.ep.ru

«ЭЛЕКТРО-ПРОФИ» - http://www.ep.ru

MixMate series - the high-capacity connectors

1000 V, 65 A, Size 3

4 + ⏚

Inserts

Axial screw connection

Insert	Type	Order No.
Male	HDC S4 SAS	**1789990000**
Female	HDC S4 BAS	**1789980000**

Note Combine these inserts only with housings with a high design (Size 16D).

Dimensions

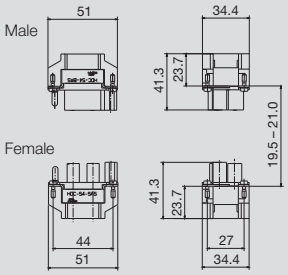

Arrangement of contacts

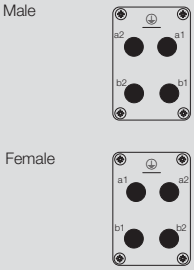

Mounting cut-out

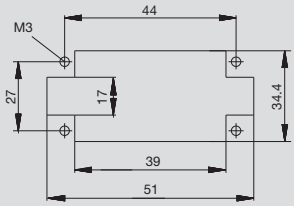

«ЭЛЕКТРО-ПРОФИ» - http://www.ep.ru

Housing selection RockStar® IP66
Size 3

Further housings are available, see
Chapter E for IP66 and Chapter F for IP68

Hood

Plug housing, cable entry sideways

a	Version	Cover	b (mm)	Type	Order No.
M 25	w. threading		72	HDC 16D TSLU 1M25G	1787480000
M 32	w. threading		72	HDC 16D TSLU 1M32G	1787470000

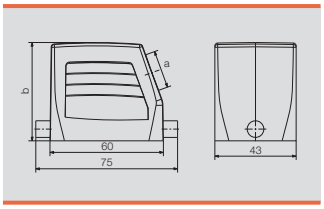

Plug housing, cable entry at top

a	Version	Cover	b (mm)	Type	Order No.
M 25	w. threading		72	HDC 16D TOLU 1M25G	1787500000
M 32	w. threading		72	HDC 16D TOLU 1M32G	1787490000

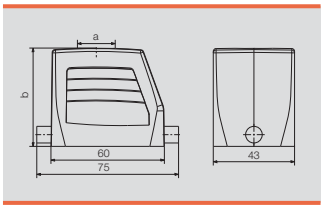

Cover

	Version	Type	Order No.
	For hoods	HDC 06B DMDL 1LB	1665210000

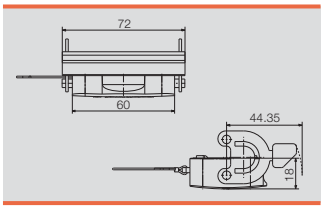

Base

Bulkhead housing

	Version	Cover	b (mm)	Type	Order No.
			29	HDC 06B ALU	1202100000
		with cover	47	HDC 06B ADLU	1202500000

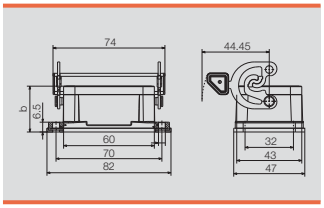

Base housing

a	Version	Cover	b (mm)	Type	Order No.
M 25	w. threading		74	HDC 16D SLU 2M25G	1787520000
M 25	w. threading	with cover	92	HDC 16D SDLU 2M25G	1787540000
M 32	w. threading		74	HDC 16D SLU 2M32G	1787510000

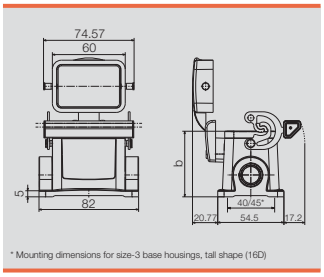

Cover

	Version	Type	Order No.
	For bases	HDC 06B DODL 2BO	1665200000

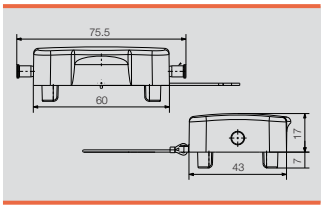

«ЭЛЕКТРО-ПРОФИ» - http://www.ep.ru

MixMate series - the high-capacity connectors

400 V, 16 A, Size 4

8 + 24 + ⏚

Inserts

Crimp connection

Insert	Type	Order No.
Male	HDC S8/24 MC	**1023290000**
Female	HDC S8/24 FC	**1023270000**

Note	The signal contacts are designed for a rated voltage of 160 V and a rated current of 10 A.

Dimensions

Male

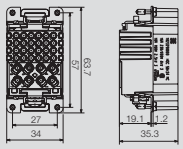

Female

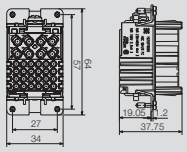

Arrangement of contacts

Male



Female

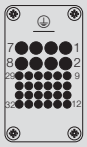

Accessories

Crimp contacts

Surface finish gold

Surface finish silver

Male			Female	
Qty.	**Type**	**Order No.**	**Type**	**Order No.**
100	HDC-C-HE-SM0.5AU	**1651420000**	HDC-C-HE-BM0.5AU	**1651470000**
100	HDC-C-HE-SM0.75-1.00AU	**1651430000**	HDC-C-HE-BM0.75-1.00AU	**1651480000**
100	HDC-C-HE-SM1.5AU	**1651440000**	HDC-C-HE-BM1.5AU	**1651490000**
100	HDC-C-HE-SM2.5AU	**1651450000**	HDC-C-HE-BM2.5AU	**1651500000**
100	HDC-C-HE-SM4.0AU	**1651460000**	HDC-C-HE-BM4.0AU	**1651510000**
100	HDC-C-HE-SM0.5AG	**1200500000**	HDC-C-HE-BM0.5AG	**1201100000**
100	HDC-C-HE-SM0.75-1.00AG	**1200600000**	HDC-C-HE-BM0.75-1.00AG	**1201200000**
100	HDC-C-HE-SM1.5AG	**1200700000**	HDC-C-HE-BM1.5AG	**1201300000**
100	HDC-C-HE-SM2.5AG	**1200800000**	HDC-C-HE-BM2.5AG	**1201400000**
100	HDC-C-HE-SM4.0AG	**1200900000**	HDC-C-HE-BM4.0AG	**1201500000**

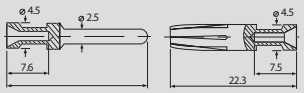

Conductor cross-section	Insulation stripping length	
0.50 mm²	AWG 20	7.5 mm
0.75 – 1.00 mm²	AWG 18	7.5 mm
1.50 mm²	AWG 16	7.5 mm
2.50 mm²	AWG 14	7.5 mm
4.00 mm²	AWG 12	7.5 mm

Crimp contacts

Surface finish gold

Surface finish silver

Male			Female	
Qty.	**Type**	**Order No.**	**Type**	**Order No.**
100	HDC-C-HD-SM0.14-0.37AU	**1651620000**	HDC-C-HD-BM0.14-0.37AU	**1651670000**
100	HDC-C-HD-SM0.5AU	**1651630000**	HDC-C-HD-BM0.5AU	**1651680000**
100	HDC-C-HD-SM0.75-1.00AU	**1651640000**	HDC-C-HD-BM0.75-1.00AU	**1651690000**
100	HDC-C-HD-SM1.5AU	**1651650000**	HDC-C-HD-BM1.5AU	**1651700000**
100	HDC-C-HD-SM2.5AU	**1651660000**	HDC-C-HD-BM2.5AU	**1651710000**
100	HDC-C-HD-SM0.14-0.37AG	**1651520000**	HDC-C-HD-BM0.14-0.37AG	**1651570000**
100	HDC-C-HD-SM0.5AG	**1651530000**	HDC-C-HD-BM0.5AG	**1651580000**
100	HDC-C-HD-SM0.75-1.00AG	**1601750000**	HDC-C-HD-BM0.75-1.00AG	**1601760000**
100	HDC-C-HD-SM1.5AG	**1651550000**	HDC-C-HD-BM1.5AG	**1651600000**
100	HDC-C-HD-SM2.5AG	**1651560000**	HDC-C-HD-BM2.5AG	**1651610000**

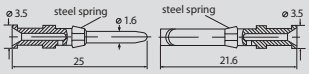

Conductor cross-section	Insulation stripping length	
0.14 – 0.37 mm²	AWG 26-22	8 mm
0.50 mm²	AWG 20	8 mm
0.75 – 1.00 mm²	AWG 18	8 mm
1.50 mm²	AWG 16	8 mm
2.50 mm²	AWG 14	6 mm

Tools

Crimping tool	
CTIN CM 1.6/2.5	**9205430000**
Contact Removal Tool	
Removal Tool HE	**1866750000**
REMOVAL TOOL HD	**1866730000**

«ЭЛЕКТРО-ПРОФИ» - http://www.ep.ru

Housing selection RockStar® IP66
Size 4

Further housings are available, see
Chapter E for IP66 and Chapter F for IP68

Hood

Plug housing, cable entry sideways

a	Version	Cover	b (mm)	Type	Order No.
M 20	w. threading		52	HDC 10B TSBU 1M20G	**1787560000**
M 25	w. threading		52	HDC 10B TSBU 1M25G	**1787550000**
M 25	w. threading		72	HDC 24D TSBU 1M25G	**1787240000**
M 32	w. threading		72	HDC 24D TSBU 1M32G	**1787230000**

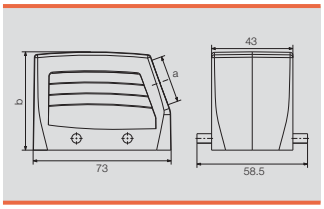

Plug housing, cable entry at top

a	Version	Cover	b (mm)	Type	Order No.
M 20	w. threading		52	HDC 10B TOBU 1M20G	**1787600000**
M 25	w. threading		52	HDC 10B TOBU 1M25G	**1787590000**
M 25	w. threading		72	HDC 24D TOBU 1M25G	**1787300000**
M 32	w. threading		72	HDC 24D TOBU 1M32G	**1787290000**

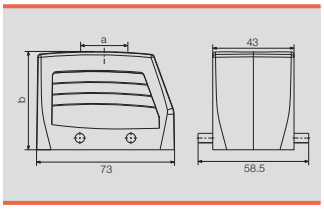

Cover

	Version			Type	Order No.
	For hoods			HDC 10B DMDQ 2QB	**1665240000**

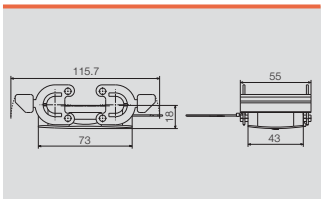

Base

Bulkhead housing

	Version	Cover	b (mm)	Type	Order No.
			29.3	HDC 10B ABU	**1205000000**

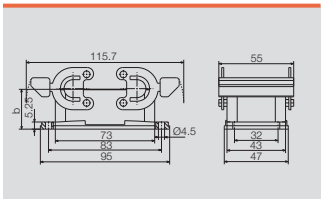

Base housing

a	Version	Cover	b (mm)	Type	Order No.
M 20	w. threading		57	HDC 10B SBU 2M20G	**1787640000**
M 25	w. threading		57	HDC 10B SBU 2M25G	**1787630000**

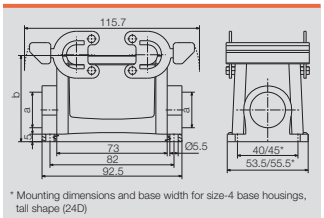

Coupling housing

a	Version	Cover	b (mm)	Type	Order No.
M 20	w. threading		55	HDC 10B KBU 1M20G	**1787720000**

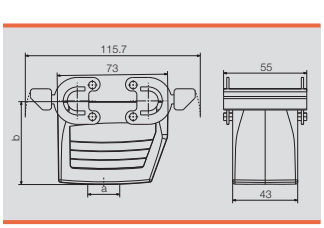

Cover

	Version			Type	Order No.
	For bases			HDC 10B DODQ 4BO	**1665230000**

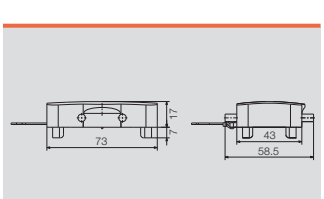

«ЭЛЕКТРО-ПРОФИ» - http://www.ep.ru

MixMate series - the high-capacity connectors

830 V, 80 A, Size 6

4 + 0 + ⏚

Inserts

Axial screw connection

Insert	Type	Order No.
Male	HDC S4 0 SAS	**1789960000**
Female	HDC S4 0 BAS	**1789970000**

Dimensions

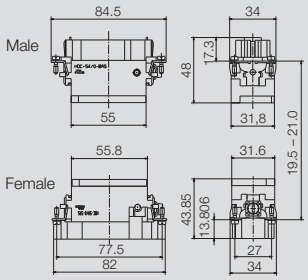

Arrangement of contacts

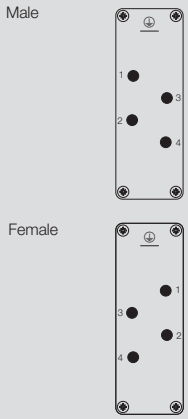

Mounting cut-out

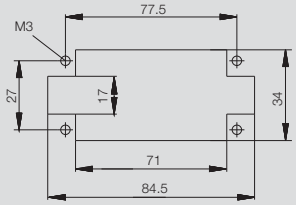

«ЭЛЕКТРО-ПРОФИ» - http://www.ep.ru

Housing selection RockStar® IP66
Size 6

Further housings are available, see
Chapter E for IP66 and Chapter F for IP68

Hood

Plug housing, cable entry sideways

a	Version	Cover	b (mm)	Type	Order No.
M 25	w. threading		61	HDC 16B TSBU 1M25G	1788180000
M 25	w. threading		76	HDC 40D TSBU 1M25G	1787010000
M 32	w. threading		76	HDC 40D TSBU 1M32G	1787000000

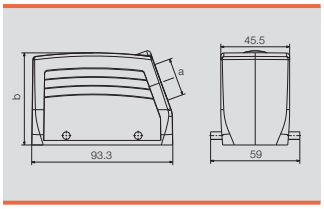

Plug housing, cable entry at top

a	Version	Cover	b (mm)	Type	Order No.
M 25	w. threading		61	HDC 16B TOBU 1M25G	1788210000
M 25	w. threading		76	HDC 40D TOBU 1M25G	1787070000
M 32	w. threading		76	HDC 40D TOBU 1M32G	1787060000

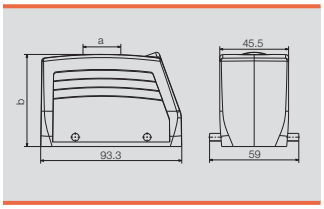

Cover

	Version			Type	Order No.
	For hoods			HDC 16B DMDQ 2QB	1665270000

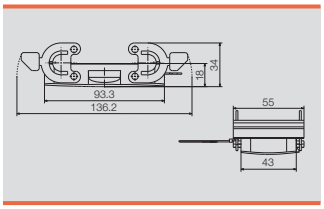

Base

Bulkhead housing

	Version	Cover	b (mm)	Type	Order No.
			29	HDC 16B ABU	1208600000

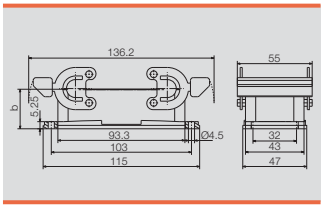

Base housing

a	Version	Cover	b (mm)	Type	Order No.
M 25	w. threading		64	HDC 16B SBU 2M25G	1788240000
M 25	w. threading		84	HDC 40D SBU 2M25G	1787120000
M 32	w. threading		84	HDC 40D SBU 2M32G	1787110000

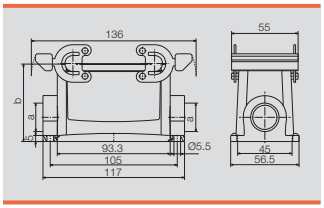

Coupling housing

a	Version	Cover	b (mm)	Type	Order No.
M 25	w. threading		79	HDC 40D KBU 1M25G	1787200000
M 32	w. threading		79	HDC 40D KBU 1M32G	1787190000

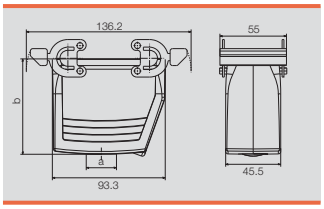

Cover

	Version			Type	Order No.
	For bases			HDC 16B DODQ 4BO	1665260000

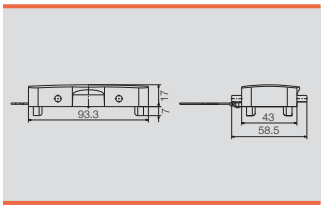

«ЭЛЕКТРО-ПРОФИ» - http://www.ep.ru

MixMate series - the high-capacity connectors

830 V, 80 A, Size 6

4 + 0 + ⏚

Inserts

Screw connection

Insert	Type	Order No.
Male	HDC S4/0 MS	**1023220000**
Female	HDC S4/0 FS	**1023210000**

Dimensiones

Male

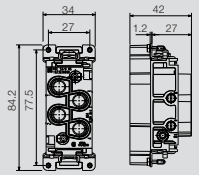

Female

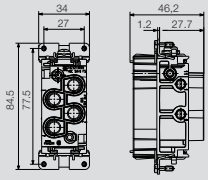

Arrangement of contacts

Male



Female



«ЭЛЕКТРО-ПРОФИ» - http://www.ep.ru

Housing selection RockStar® IP66
Size 6

Further housings are available, see
Chapter E for IP66 and Chapter F for IP68

Hood

Plug housing, cable entry sideways

a	Version	Cover	b (mm)	Type	Order No.
M 25	w. threading		61	HDC 16B TSBU 1M25G	1788180000
M 25	w. threading		76	HDC 40D TSBU 1M25G	1787010000
M 32	w. threading		76	HDC 40D TSBU 1M32G	1787000000

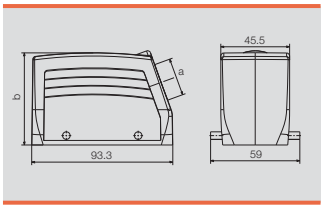

Plug housing, cable entry at top

a	Version	Cover	b (mm)	Type	Order No.
M 25	w. threading		61	HDC 16B TOBU 1M25G	1788210000
M 25	w. threading		76	HDC 40D TOBU 1M25G	1787070000
M 32	w. threading		76	HDC 40D TOBU 1M32G	1787060000

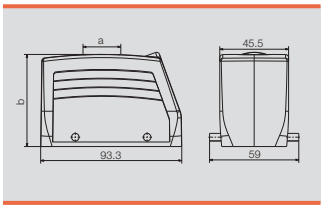

Cover

	Version			Type	Order No.
	For hoods			HDC 16B DMDQ 2QB	1665270000

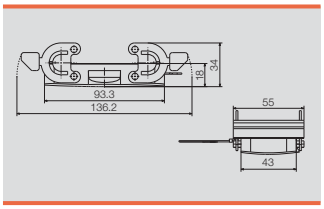

Base

Bulkhead housing

	Version	Cover	b (mm)	Type	Order No.
			29	HDC 16B ABU	1208600000

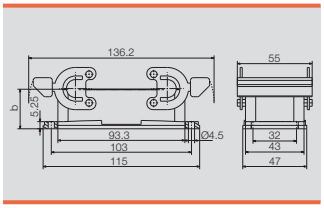

Base housing

a	Version	Cover	b (mm)	Type	Order No.
M 25	w. threading		64	HDC 16B SBU 2M25G	1788240000
M 25	w. threading		84	HDC 40D SBU 2M25G	1787120000
M 32	w. threading		84	HDC 40D SBU 2M32G	1787110000

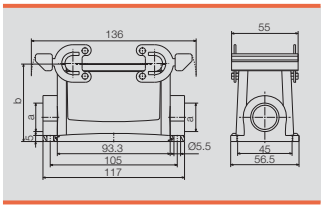

Coupling housing

a	Version	Cover	b (mm)	Type	Order No.
M 25	w. threading		79	HDC 40D KBU 1M25G	1787200000
M 32	w. threading		79	HDC 40D KBU 1M32G	1787190000

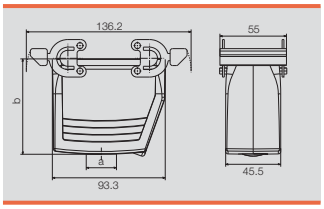

Cover

	Version			Type	Order No.
	For bases			HDC 16B DODQ 4BO	1665260000

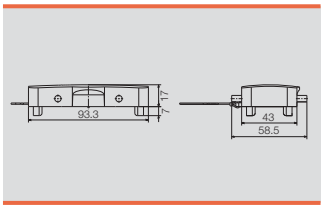

«ЭЛЕКТРО-ПРОФИ» - http://www.ep.ru

MixMate series - the high-capacity connectors

830 V, 80 A, Size 6

4 + 2 + ⏚

Inserts

Screw connection

Insert	Type	Order No.
Male	HDC S4/2 MS	**1023240000**
Female	HDC S4/2 FS	**1023230000**

Note	The signal contacts are designed for a rated voltage of 400V and a rated current of 16A.

Dimensions

Male

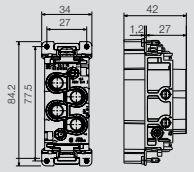

Female

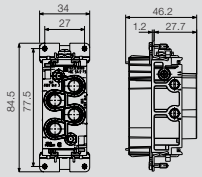

Arrangement of contacts

Male



Female



«ЭЛЕКТРО-ПРОФИ» - http://www.ep.ru

Housing selection RockStar® IP66
Size 6

Further housings are available, see
Chapter E for IP66 and Chapter F for IP68

Hood

Plug housing, cable entry sideways

a	Version	Cover	b (mm)	Type	Order No.
M 25	w. threading		61	HDC 16B TSBU 1M25G	1788180000
M 25	w. threading		76	HDC 40D TSBU 1M25G	1787010000
M 32	w. threading		76	HDC 40D TSBU 1M32G	1787000000

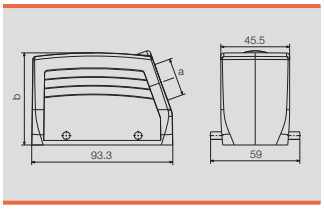

Plug housing, cable entry at top

a	Version	Cover	b (mm)	Type	Order No.
M 25	w. threading		61	HDC 16B TOBU 1M25G	1788210000
M 25	w. threading		76	HDC 40D TOBU 1M25G	1787070000
M 32	w. threading		76	HDC 40D TOBU 1M32G	1787060000

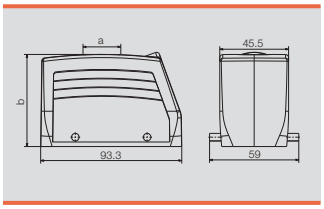

Cover

	Version			Type	Order No.
	For hoods			HDC 16B DMDQ 2QB	1665270000

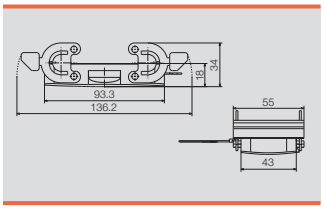

Base

Bulkhead housing

	Version	Cover	b (mm)	Type	Order No.
			29	HDC 16B ABU	1208600000

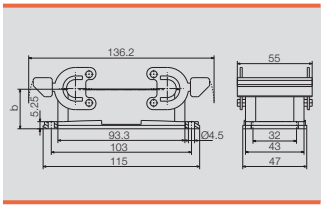

Base housing

a	Version	Cover	b (mm)	Type	Order No.
M 25	w. threading		64	HDC 16B SBU 2M25G	1788240000
M 25	w. threading		84	HDC 40D SBU 2M25G	1787120000
M 32	w. threading		84	HDC 40D SBU 2M32G	1787110000

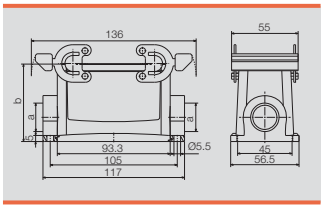

Coupling housing

a	Version	Cover	b (mm)	Type	Order No.
M 25	w. threading		79	HDC 40D KBU 1M25G	1787200000
M 32	w. threading		79	HDC 40D KBU 1M32G	1787190000

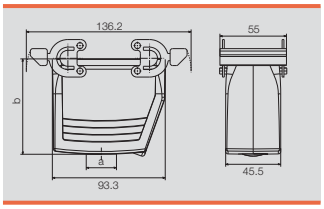

Cover

	Version			Type	Order No.
	For bases			HDC 16B DODQ 4BO	1665260000

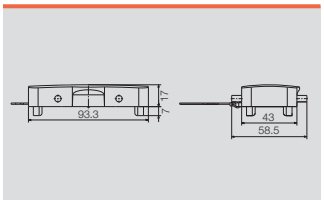

«ЭЛЕКТРО-ПРОФИ» - http://www.ep.ru

MixMate series - the high-capacity connectors

690 V, 40 A, Size 6

6 + 36 + ⏚

Inserts

Crimp connection

Insert	Type	Order No.
Male	HDC S6/36 MC	**1023320000**
Female	HDC S6/36 FC	**1023310000**

Note The signal contacts are designed for a rated voltage of 160 V and a rated current of 10 A.

Dimensions

Male

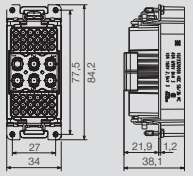

Female

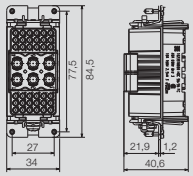

Arrangement of contacts

Male

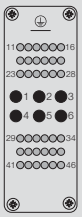

Female

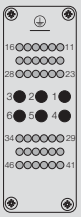

Accessories

Crimp contacts for HQ and MixMate inserts

Surface finish silver

Male			Female	
VPE	**Type**	**Order No.**	**Type**	**Order No.**
25	HDC C HX SM1.5AG	**1002910000**	HDC C HX BM1.5AG	**1002950000**
25	HDC C HX SM2.5AG	**1002920000**	HDC C HX BM2.5AG	**1002960000**
25	HDC C HX SM4.0AG	**1002930000**	HDC C HX BM4.0AG	**1002970000**
25	HDC C HX SM6.0AG	**1002940000**	HDC C HX BM6.0AG	**1002980000**

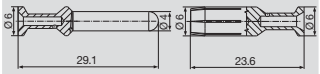

Conductor cross-section	Insulation stripping length	
1.50 mm²	AWG 16	8 mm
2.50 mm²	AWG 14	8 mm
4.00 mm²	AWG 12	8 mm
6.00 mm²	AWG 10	8 mm

Crimp contacts

Surface finish gold

Surface finish silver

Male			Female	
Qty.	**Type**	**Order No.**	**Type**	**Order No.**
100	HDC-C-HD-SM0.14-0.37AU	**1651620000**	HDC-C-HD-BM0.14-0.37AU	**1651670000**
100	HDC-C-HD-SM0.5AU	**1651630000**	HDC-C-HD-BM0.5AU	**1651680000**
100	HDC-C-HD-SM0.75-1.00AU	**1651640000**	HDC-C-HD-BM0.75-1.00AU	**1651690000**
100	HDC-C-HD-SM1.5AU	**1651650000**	HDC-C-HD-BM1.5AU	**1651700000**
100	HDC-C-HD-SM2.5AU	**1651660000**	HDC-C-HD-BM2.5AU	**1651710000**
100	HDC-C-HD-SM0.14-0.37AG	**1651520000**	HDC-C-HD-BM0.14-0.37AG	**1651570000**
100	HDC-C-HD-SM0.5AG	**1651530000**	HDC-C-HD-BM0.5AG	**1651580000**
100	HDC-C-HD-SM0.75-1.00AG	**1601750000**	HDC-C-HD-BM0.75-1.00AG	**1601760000**
100	HDC-C-HD-SM1.5AG	**1651550000**	HDC-C-HD-BM1.5AG	**1651600000**
100	HDC-C-HD-SM2.5AG	**1651560000**	HDC-C-HD-BM2.5AG	**1651610000**

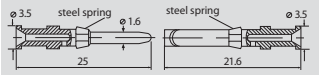

Conductor cross-section	Insulation stripping length	
0.14 – 0.37 mm²	AWG 26-22	8 mm
0.50 mm²	AWG 20	8 mm
0.75 – 1.00 mm²	AWG 18	8 mm
1.50 mm²	AWG 16	8 mm
2.50 mm²	AWG 14	6 mm

Tools

Crimping tool	
CTX CM 1.6/2.5	**9018490000**
CTIN CM 1.6/2.5	**9205430000**
Contact Removal Tool	
Removal Tool HX	**1002990000**
REMOVAL TOOL HD	**1866730000**

«ЭЛЕКТРО-ПРОФИ» - http://www.ep.ru

Housing selection RockStar® IP66
Size 6

Further housings are available, see
Chapter E for IP66 and Chapter F for IP68

Hood

Plug housing, cable entry sideways

a	Version	Cover	b (mm)	Type	Order No.
M 25	w. threading		61	HDC 16B TSBU 1M25G	1788180000
M 25	w. threading		76	HDC 40D TSBU 1M25G	1787010000
M 32	w. threading		76	HDC 40D TSBU 1M32G	1787000000

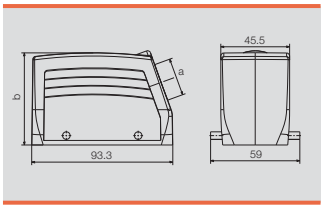

Plug housing, cable entry at top

a	Version	Cover	b (mm)	Type	Order No.
M 25	w. threading		61	HDC 16B TOBU 1M25G	1788210000
M 25	w. threading		76	HDC 40D TOBU 1M25G	1787070000
M 32	w. threading		76	HDC 40D TOBU 1M32G	1787060000

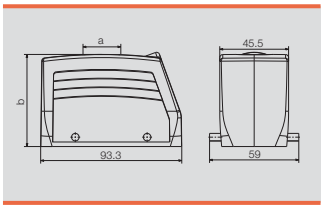

Cover

	Version			Type	Order No.
	For hoods			HDC 16B DMDQ 2QB	1665270000

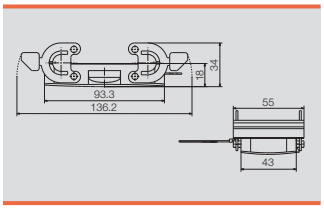

Base

Bulkhead housing

	Version	Cover	b (mm)	Type	Order No.
			29	HDC 16B ABU	1208600000

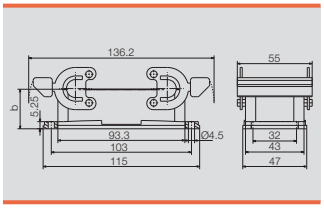

Base housing

a	Version	Cover	b (mm)	Type	Order No.
M 25	w. threading		64	HDC 16B SBU 2M25G	1788240000
M 25	w. threading		84	HDC 40D SBU 2M25G	1787120000
M 32	w. threading		84	HDC 40D SBU 2M32G	1787110000

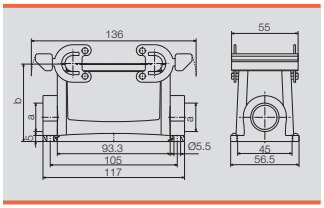

Coupling housing

a	Version	Cover	b (mm)	Type	Order No.
M 25	w. threading		79	HDC 40D KBU 1M25G	1787200000
M 32	w. threading		79	HDC 40D KBU 1M32G	1787190000

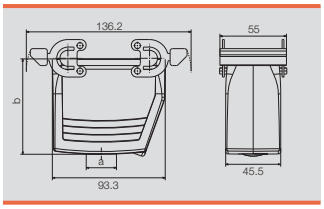

Cover

	Version			Type	Order No.
	For bases			HDC 16B DODQ 4BO	1665260000

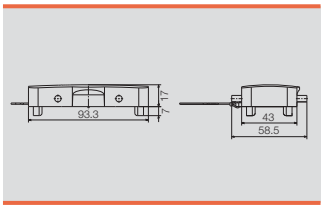

«ЭЛЕКТРО-ПРОФИ» - http://www.ep.ru

MixMate series - the high-capacity connectors

690 V, 48 A, Size 6

6 + 12 + ⏚

Inserts

Axial screw connection

Insert	Type	Order No.
Male	HDC S6 12 SAS	**1790000000**
Female	HDC S6 12 BAS	**1790010000**

Note	The signal contacts are designed for a rated voltage of 400V and a rated current of 16A.

Dimensions

Male

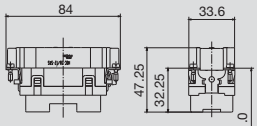

Female

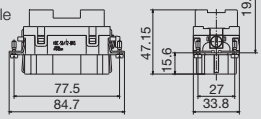

Arrangement of contacts

Male



Female



Mounting cut-out

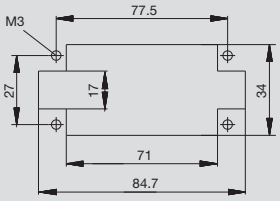

«ЭЛЕКТРО-ПРОФИ» - http://www.ep.ru

Housing selection RockStar® IP66
Size 6

Further housings are available, see
Chapter E for IP66 and Chapter F for IP68

Hood

Plug housing, cable entry sideways

a	Version	Cover	b (mm)	Type	Order No.
M 25	w. threading		61	HDC 16B TSBU 1M25G	1788180000
M 25	w. threading		76	HDC 40D TSBU 1M25G	1787010000
M 32	w. threading		76	HDC 40D TSBU 1M32G	1787000000

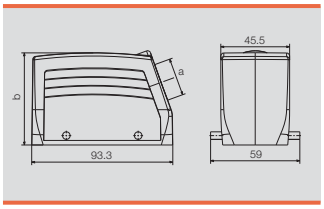

Plug housing, cable entry at top

a	Version	Cover	b (mm)	Type	Order No.
M 25	w. threading		61	HDC 16B TOBU 1M25G	1788210000
M 25	w. threading		76	HDC 40D TOBU 1M25G	1787070000
M 32	w. threading		76	HDC 40D TOBU 1M32G	1787060000

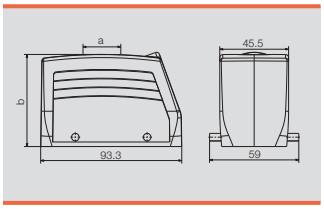

Cover

	Version			Type	Order No.
	For hoods			HDC 16B DMDQ 2QB	1665270000

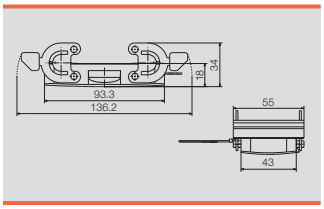

Base

Bulkhead housing

	Version	Cover	b (mm)	Type	Order No.
			29	HDC 16B ABU	1208600000

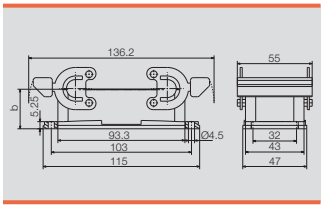

Base housing

a	Version	Cover	b (mm)	Type	Order No.
M 25	w. threading		64	HDC 16B SBU 2M25G	1788240000
M 25	w. threading		84	HDC 40D SBU 2M25G	1787120000
M 32	w. threading		84	HDC 40D SBU 2M32G	1787110000

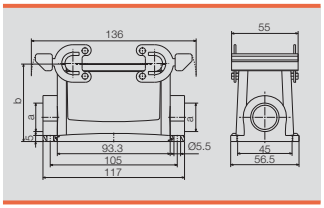

Coupling housing

a	Version	Cover	b (mm)	Type	Order No.
M 25	w. threading		79	HDC 40D KBU 1M25G	1787200000
M 32	w. threading		79	HDC 40D KBU 1M32G	1787190000

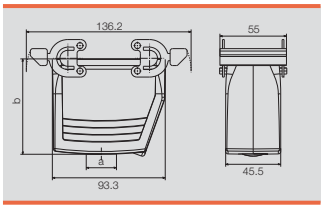

Cover

	Version			Type	Order No.
	For bases			HDC 16B DODQ 4BO	1665260000

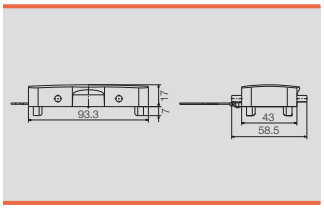

«ЭЛЕКТРО-ПРОФИ» - http://www.ep.ru

MixMate series - the high-capacity connectors

690 V, 40 A, Size 6

12 + 2 + ⏚

Inserts

Crimp connection

Insert	Type	Order No.
Male	HDC S12/2 MC	**1023340000**
Female	HDC S12/2 FC	**1023330000**

Note The signal contacts are designed for a rated voltage of 250 V and a rated current of 10 A.

Dimensions

Male

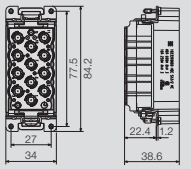

Female

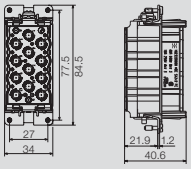

Arrangement of contacts

Male



Female

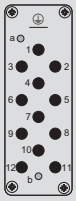

Accessories

Crimp contacts for HQ and MixMate inserts

Surface finish silver

Male			Female	
VPE	Type	Order No.	Type	Order No.
25	HDC C HX SM1.5AG	**1002910000**	HDC C HX BM1.5AG	**1002950000**
25	HDC C HX SM2.5AG	**1002920000**	HDC C HX BM2.5AG	**1002960000**
25	HDC C HX SM4.0AG	**1002930000**	HDC C HX BM4.0AG	**1002970000**
25	HDC C HX SM6.0AG	**1002940000**	HDC C HX BM6.0AG	**1002980000**

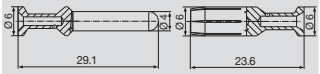

Conductor cross-section	Insulation stripping length	
1.50 mm²	AWG 16	8 mm
2.50 mm²	AWG 14	8 mm
4.00 mm²	AWG 12	8 mm
6.00 mm²	AWG 10	8 mm

Crimp contacts

Surface finish gold

Surface finish silver

Male			Female	
Qty.	Type	Order No.	Type	Order No.
100	HDC-C-HD-SM0.14-0.37AU	**1651620000**	HDC-C-HD-BM0.14-0.37AU	**1651670000**
100	HDC-C-HD-SM0.5AU	**1651630000**	HDC-C-HD-BM0.5AU	**1651680000**
100	HDC-C-HD-SM0.75-1.00AU	**1651640000**	HDC-C-HD-BM0.75-1.00AU	**1651690000**
100	HDC-C-HD-SM1.5AU	**1651650000**	HDC-C-HD-BM1.5AU	**1651700000**
100	HDC-C-HD-SM2.5AU	**1651660000**	HDC-C-HD-BM2.5AU	**1651710000**
100	HDC-C-HD-SM0.14-0.37AG	**1651520000**	HDC-C-HD-BM0.14-0.37AG	**1651570000**
100	HDC-C-HD-SM0.5AG	**1651530000**	HDC-C-HD-BM0.5AG	**1651580000**
100	HDC-C-HD-SM0.75-1.00AG	**1601750000**	HDC-C-HD-BM0.75-1.00AG	**1601760000**
100	HDC-C-HD-SM1.5AG	**1651550000**	HDC-C-HD-BM1.5AG	**1651600000**
100	HDC-C-HD-SM2.5AG	**1651560000**	HDC-C-HD-BM2.5AG	**1651610000**

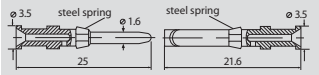

Conductor cross-section	Insulation stripping length	
0.14 – 0.37 mm²	AWG 26-22	8 mm
0.50 mm²	AWG 20	8 mm
0.75 – 1.00 mm²	AWG 18	8 mm
1.50 mm²	AWG 16	8 mm
2.50 mm²	AWG 14	6 mm

Tools

Crimping tool	
CTX CM 1.6/2.5	**9018490000**
CTIN CM 1.6/2.5	**9205430000**
Contact Removal Tool	
Removal Tool HX	**1002990000**
REMOVAL TOOL HD	**1866730000**

«ЭЛЕКТРО-ПРОФИ» - http://www.ep.ru

Housing selection RockStar® IP66
Size 6

Further housings are available, see
Chapter E for IP66 and Chapter F for IP68

Hood

Plug housing, cable entry sideways

a	Version	Cover	b (mm)	Type	Order No.
M 25	w. threading		61	HDC 16B TSBU 1M25G	1788180000
M 25	w. threading		76	HDC 40D TSBU 1M25G	1787010000
M 32	w. threading		76	HDC 40D TSBU 1M32G	1787000000

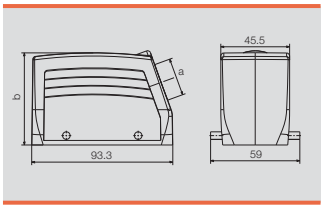

Plug housing, cable entry at top

a	Version	Cover	b (mm)	Type	Order No.
M 25	w. threading		61	HDC 16B TOBU 1M25G	1788210000
M 25	w. threading		76	HDC 40D TOBU 1M25G	1787070000
M 32	w. threading		76	HDC 40D TOBU 1M32G	1787060000

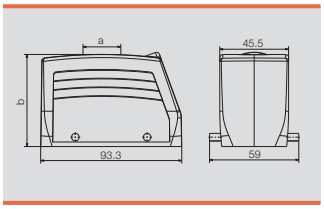

Cover

	Version			Type	Order No.
	For hoods			HDC 16B DMDQ 2QB	1665270000

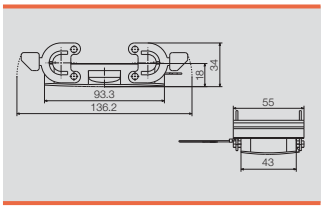

Base

Bulkhead housing

	Version	Cover	b (mm)	Type	Order No.
			29	HDC 16B ABU	1208600000

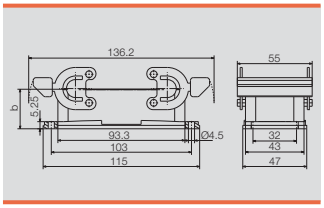

Base housing

a	Version	Cover	b (mm)	Type	Order No.
M 25	w. threading		64	HDC 16B SBU 2M25G	1788240000
M 25	w. threading		84	HDC 40D SBU 2M25G	1787120000
M 32	w. threading		84	HDC 40D SBU 2M32G	1787110000

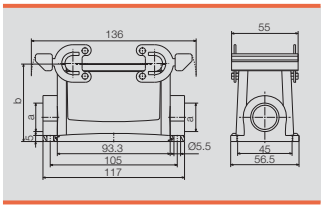

Coupling housing

a	Version	Cover	b (mm)	Type	Order No.
M 25	w. threading		79	HDC 40D KBU 1M25G	1787200000
M 32	w. threading		79	HDC 40D KBU 1M32G	1787190000

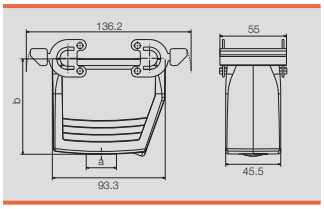

Cover

	Version			Type	Order No.
	For bases			HDC 16B DODQ 4BO	1665260000

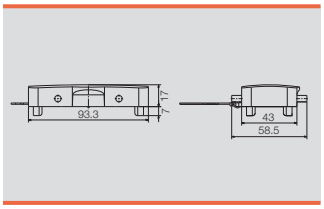

«ЭЛЕКТРО-ПРОФИ» - http://www.ep.ru

MixMate series - the high-capacity connectors

400 V, 80 A, Size 8

4 + 8 + ⏚

Inserts

Screw connection

Insert	Type	Order No.
Male	HDC S4/8 MS	**1023260000**
Female	HDC S4/8 FS	**1023250000**

Note	The signal contacts are designed for a rated voltage of 400V and a rated current of 16A.

Dimensions

Male

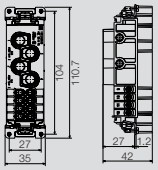

Female

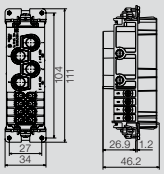

Arrangement of contacts

Male



Female



«ЭЛЕКТРО-ПРОФИ» - http://www.ep.ru

Housing selection RockStar® IP66
Size 8

Further housings are available, see
Chapter E for IP66 and Chapter F for IP68

Hood

Plug housing, cable entry sideways

a	Version	Cover	b (mm)	Type	Order No.
M 25	w. threading		61	HDC 24B TSBU 1M25G	1787760000
M 25	w. threading		76	HDC 64D TSBU 1M25G	1786780000
M 32	w. threading		61	HDC 24B TSBU 1M32G	1787750000
M 32	w. threading		76	HDC 64D TSBU 1M32G	1786770000

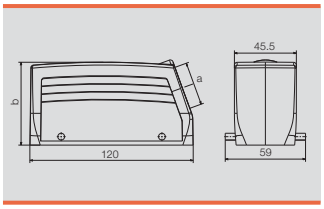

Plug housing, cable entry at top

a	Version	Cover	b (mm)	Type	Order No.
M 25	w. threading		61	HDC 24B TOBU 1M25G	1787820000
M 32	w. threading		61	HDC 24B TOBU 1M32G	1787810000
M 32	w. threading		76	HDC 64D TOBU 1M32G	1786830000

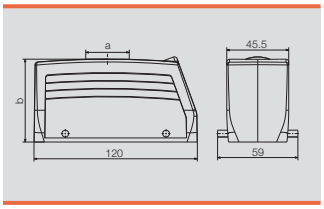

Cover

	Version			Type	Order No.
	For hoods			HDC 24B DMDQ 2QB	1665640000

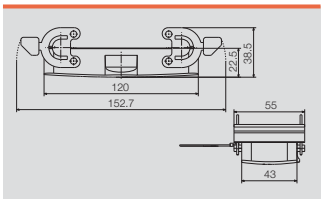

Base

Bulkhead housing

	Version	Cover	b (mm)	Type	Order No.
			29.3	HDC 24B ABU	1212400000

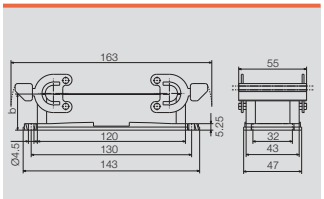

Base housing

a	Version	Cover	b (mm)	Type	Order No.
M 25	w. threading		64	HDC 24B SBU 2M25G	1787870000
M 25	w. threading		84	HDC 64D SBU 2M25G	1786890000
M 32	w. threading		84	HDC 64D SBU 2M32G	1786880000

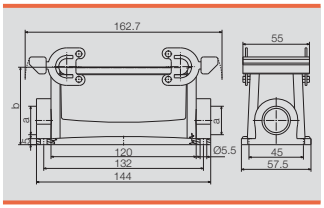

Coupling housing

a	Version	Cover	b (mm)	Type	Order No.
M 25	w. threading		65	HDC 24B KBU 1M25G	1787920000
M 32	w. threading		79	HDC 64D KBU 1M32G	1786960000

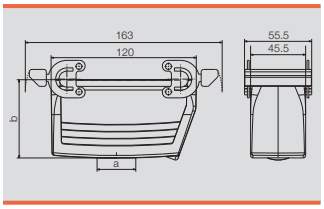

Cover

	Version			Type	Order No.
	For bases			HDC 24B DODQ 4BO	1665630000

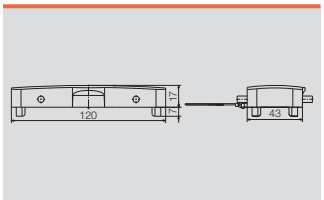

«ЭЛЕКТРО-ПРОФИ» - http://www.ep.ru

MixMate series - the high-capacity connectors

690 V, 100 A, Size 8

6 + 6 + ⏚

Inserts

Axial screw connection

Insert	Type	Order No.
Male	HDC S6 6 SAS	**1790030000**
Female	HDC S6 6 BAS	**1790020000**

Note	The signal contacts are designed for a rated voltage of 400V and a rated current of 16A.

Dimensions

Male

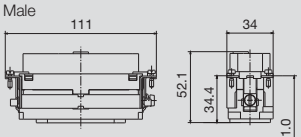

Female

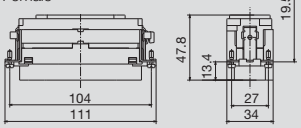

Arrangement of contacts

Male



Female



Mounting cut-out

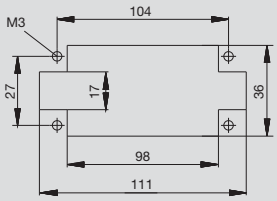

«ЭЛЕКТРО-ПРОФИ» - http://www.ep.ru

Housing selection RockStar® IP66
Size 8

Further housings are available, see
Chapter E for IP66 and Chapter F for IP68

Hood

Plug housing, cable entry sideways

a	Version	Cover	b (mm)	Type	Order No.
M 25	w. threading		61	HDC 24B TSBU 1M25G	1787760000
M 25	w. threading		76	HDC 64D TSBU 1M25G	1786780000
M 32	w. threading		61	HDC 24B TSBU 1M32G	1787750000
M 32	w. threading		76	HDC 64D TSBU 1M32G	1786770000

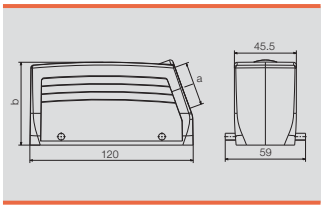

Plug housing, cable entry at top

a	Version	Cover	b (mm)	Type	Order No.
M 25	w. threading		61	HDC 24B TOBU 1M25G	1787820000
M 32	w. threading		61	HDC 24B TOBU 1M32G	1787810000
M 32	w. threading		76	HDC 64D TOBU 1M32G	1786830000

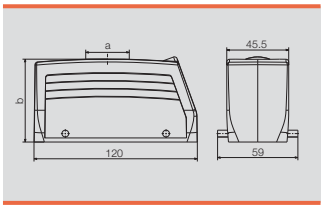

Cover

	Version			Type	Order No.
	For hoods			HDC 24B DMDQ 2QB	1665640000

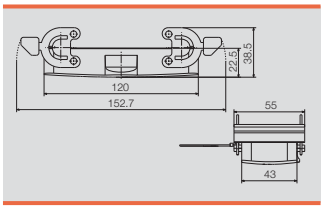

Base

Bulkhead housing

	Version	Cover	b (mm)	Type	Order No.
			29.3	HDC 24B ABU	1212400000

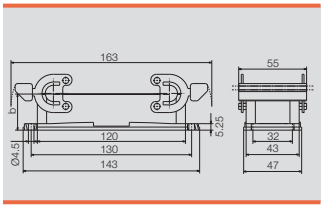

Base housing

a	Version	Cover	b (mm)	Type	Order No.
M 25	w. threading		64	HDC 24B SBU 2M25G	1787870000
M 25	w. threading		84	HDC 64D SBU 2M25G	1786890000
M 32	w. threading		84	HDC 64D SBU 2M32G	1786880000

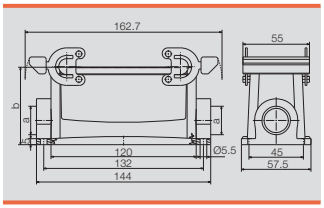

Coupling housing

a	Version	Cover	b (mm)	Type	Order No.
M 25	w. threading		65	HDC 24B KBU 1M25G	1787920000
M 32	w. threading		79	HDC 64D KBU 1M32G	1786960000

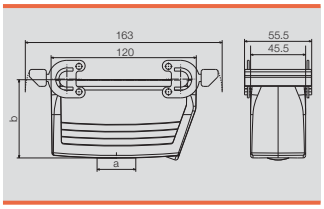

Cover

	Version			Type	Order No.
	For bases			HDC 24B DODQ 4BO	1665630000

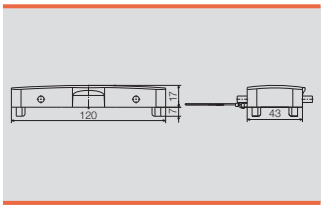

«ЭЛЕКТРО-ПРОФИ» - http://www.ep.ru

MixMate series - the high-capacity connectors

690 V, 100 A, Size 8

8 + 0 + ⏚

Inserts

Axial screw connection

Insert	Type	Order No.
Male	HDC S8/0 MAS	**1023360000**
Female	HDC S8/0 FAS	**1023350000**

Dimensions

Male

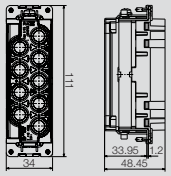

Female

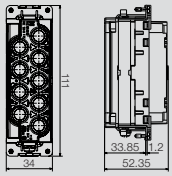

Arrangement of contacts

Male



Female



«ЭЛЕКТРО-ПРОФИ» - http://www.ep.ru

Housing selection RockStar® IP66
Size 8

Further housings are available, see
Chapter E for IP66 and Chapter F for IP68

Hood

Plug housing, cable entry sideways

a	Version	Cover	b (mm)	Type	Order No.
M 25	w. threading		61	HDC 24B TSBU 1M25G	**1787760000**
M 25	w. threading		76	HDC 64D TSBU 1M25G	**1786780000**
M 32	w. threading		61	HDC 24B TSBU 1M32G	**1787750000**
M 32	w. threading		76	HDC 64D TSBU 1M32G	**1786770000**

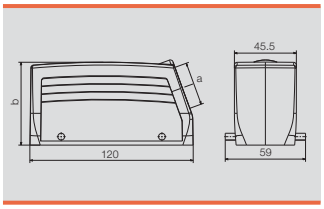

Plug housing, cable entry at top

a	Version	Cover	b (mm)	Type	Order No.
M 25	w. threading		61	HDC 24B TOBU 1M25G	**1787820000**
M 32	w. threading		61	HDC 24B TOBU 1M32G	**1787810000**
M 32	w. threading		76	HDC 64D TOBU 1M32G	**1786830000**

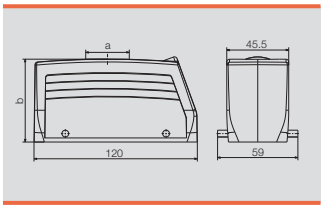

Cover

	Version			Type	Order No.
	For hoods			HDC 24B DMDQ 2QB	**1665640000**

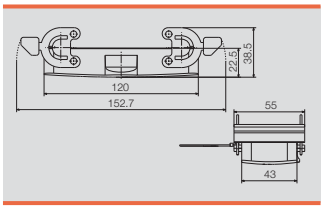

Base

Bulkhead housing

	Version	Cover	b (mm)	Type	Order No.
			29.3	HDC 24B ABU	**1212400000**

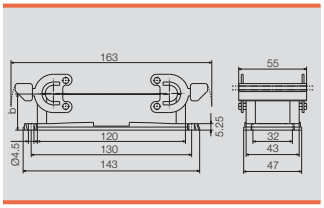

Base housing

a	Version	Cover	b (mm)	Type	Order No.
M 25	w. threading		64	HDC 24B SBU 2M25G	**1787870000**
M 25	w. threading		84	HDC 64D SBU 2M25G	**1786890000**
M 32	w. threading		84	HDC 64D SBU 2M32G	**1786880000**

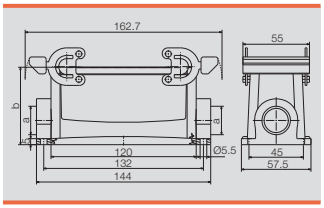

Coupling housing

a	Version	Cover	b (mm)	Type	Order No.
M 25	w. threading		65	HDC 24B KBU 1M25G	**1787920000**
M 32	w. threading		79	HDC 64D KBU 1M32G	**1786960000**

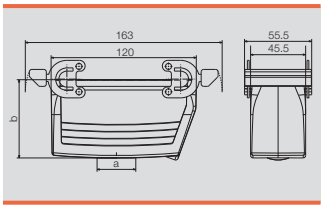

Cover

	Version			Type	Order No.
	For bases			HDC 24B DODQ 4BO	**1665630000**

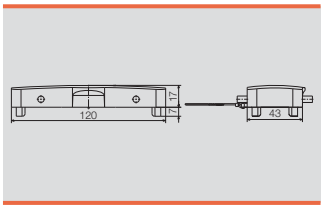

«ЭЛЕКТРО-ПРОФИ» - http://www.ep.ru

«ЭЛЕКТРО-ПРОФИ» - http://www.ep.ru

RockStar® HighPower

RockStar® HighPower

Introduction C.2

HighPower 250 A C.4
4000 V
250 A
1 – 4 poles

HighPower 550 A C.10
4000 V
550 A
1 – 3 poles

«ЭЛЕКТРО-ПРОФИ» - http://www.ep.ru

RockStar® HighPower

Uncompromising power – in clever and safe packaging. The RockStar® HighPower modular high-current connector system has been custom designed for the high demands of traffic engineering applications. The system also meets the requirements of the wind power industry. It consists of one-piece crimp contacts, insulating sleeves, insert-holder frames and a multi-part die-cast aluminium housing in IP68 and IP69K.

This modular design offers clear advantages for handling: It is possible to wire crimped lines with large cross-sections and to see this process through to the final step. The wiring can be achieved using standard cable glands.

Safe

The proven and maintenance-free crimp connection technology is suitable for stranded, flexible and finely-stranded copper lines up to 240 mm².

«ЭЛЕКТРО-ПРОФИ» - http://www.ep.ru

Practical

Durable laser marking is applied directly onto the housing – enables quick recognition and simple re-ordering.



Optimised shielding

An integrated shield connection in the housing makes the use of standard cable glands possible.



«ЭЛЕКТРО-ПРОФИ» - http://www.ep.ru

HighPower 250 A

RockStar® HighPower is designed to meet the strict standards set by DIN EN 61373 Cat. 2 (pivot mounting). The coordinated connector components provide you with a fail-safe and maintenance-free power transmission solution: in this case up to 250 A / 4000 V.

Technical data

HighPower 250 A series	
Standards	DIN EN 50124-1
	In compliance with DIN EN 61984
	DIN EN 50155
	DIN EN 61373 KAT 2 (Pivot mounting)
Number of contacts	1-, 2-, 3-, 4 poles
Wire connection method	Crimp
Rated current	250 A
Rated insulation voltage	
(Highest permitted operating voltage)	
AC wire – wire	4000 V (4800 V)*
AC wire – earthed housing	2300 V (3000 V)*
DC wire – wire	4000 V (4800 V)*
DC wire – earthed housing	2300 V (3000 V)*
Rated impulse voltage	
Wire – wire	25 kV
Wire – earthed housing	15 kV
Surge voltage category	OV 3
Pollution severity degree	PD 2 (PD 3)*1
Material	
Insulating body	PA 66 glass-fibre reinforced
Contact	Copper alloy, silver plated
Flammability	
According to UL 94	V-0
According to NFF 16-101 / NFF 16-102	I3 F2
DIN 5510 Part 2	V-0
Insulation resistance	10^{10} Ω
Temperature range	-50 °C … +120 °C
HDC IP68 HP 24B series	
Protection degree according to DIN EN 60529	IP68 when interlocked
Colour	RAL 9005 (black)
Surface finish	Powder coating
Locking element	
Screw interlock	M8
Material	Stainless steel, rust-proof
Torque	11 Nm
Housing seal	Silicone rubber
Temperature range	-50 °C … +120 °C
Material	
Housing	Die-cast aluminium alloy, corrosion resistant
Mounting bracket	Stainless steel, rust-proof
Accessories	
Material	
Assembly frame	Stainless steel, rust-proof
Shield clamp	Sheet steel, galvanized
Touch-safe protection	PA66
Colour	
Assembly frame	Natural
Shield clamp	Natural
Touch-safe protection	Red
Cable gland	
Material	
Cable gland	Optional as nickel-plated brass or stainless steel
Seal insert	TPE
Temperature range	-40 °C … +130 °C
Class of protection	IP68

Note: *4800 V, depending on the application
*1 The contacts are protected against contamination and condensation within the HDC housing. The completely assembled connector can be used at pollution degree PD 3.

Derating curves

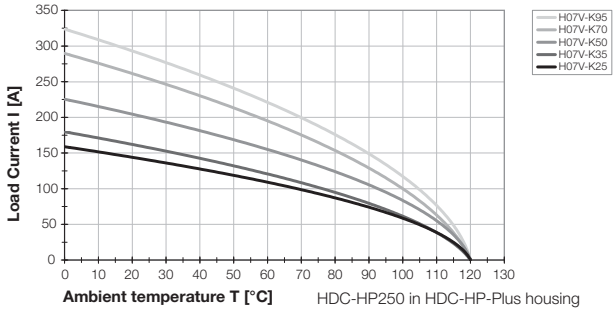

HDC-HP250 in HDC-HP-Plus housing

«ЭЛЕКТРО-ПРОФИ» - http://www.ep.ru

Overview

	Size	Rated voltage	Rated current	No. of poles	Tension clamp connection	Screw conn. with wire guard spring	Crimp connection	PUSH IN connection	Axial screw connection	Page
	8	4000 V	250 A	1 – 4			•			C.6

«ЭЛЕКТРО-ПРОФИ» - http://www.ep.ru

RockStar® HighPower

RockStar® HighPower 250 A

Crimp contacts

Crimp contact

Wire connection cross-section*	Male	Order No.	Female	Order No.
25 mm²	HDC HP 250 M 25	**1079690000**	HDC HP 250 F 25	**1079720000**
35 mm²	HDC HP 250 M 35	**1079680000**	HDC HP 250 F 35	**1079730000**
50 mm²	HDC HP 250 M 50	**1119080000**	HDC HP 250 F 50	**1079740000**
70 mm²	HDC HP 250 M 70	**1119090000**	HDC HP 250 F 70	**1079750000**
95 mm²	HDC HP 250 M 95	**1119100000**	HDC HP 250 F 95	**1079770000**
	Insulated PE contact Male	**Order No.**	**Insulated PE contact Female**	**Order No.**
50 mm²	HDC HP 250 M 50 PE	**1220850000**	HDC HP 250 F 50 PE	**1220840000**

Note: * In the version described here, the crimp contacts can be used for crimp connections with flexible, stranded, and finely stranded copper wires (according to DIN 48201 part 1 and DIN 57 295 VDE 0295) or with crimping inserts (according to DIN 48083 part 1, part 3 and part 4). We would be glad to customise the crimp contact to fit your requirements.

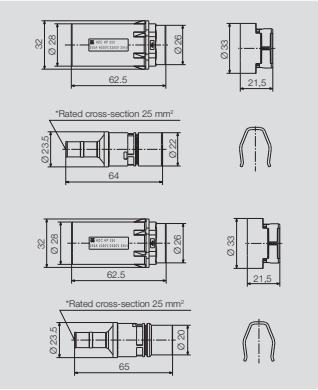

Housings

Plug housing

Designation	Type	Order No.
Plug housing	HDC IP68 HP 24B TO	**1079930000**

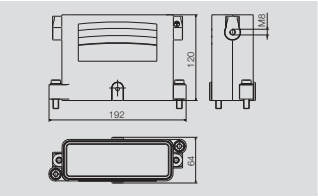

Base housing

Designation	Type	Order No.
Base housing	HDC IP68 HP 24B AS S	**1079920000**

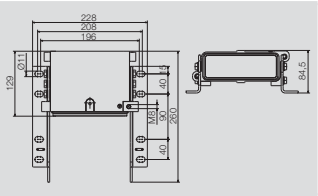

Bulkhead housing

Designation	Type	Order No.
Bulkhead housing	HDC IP68 HP 24B A	**1120040000**

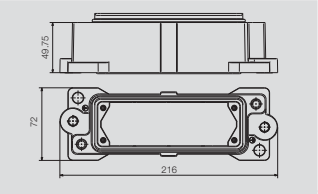

Counter-frame

Designation	Type	Order No.
Counter-frame	HDC IP68 24B HP FRAME	**1282820000**

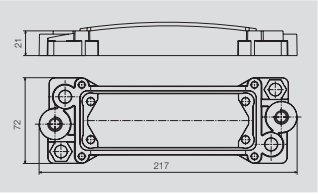

«ЭЛЕКТРО-ПРОФИ» - http://www.ep.ru

RockStar® HighPower 250 A

Housings

Mounting cover

Designation	Type	Order No.
Mounting cover without thread	HDC IP68 HP 24B MD	**1119950000**
Mounting cover 3 threads M40	HDC IP68 HP 24B MD 3M40	**1119970000**
Mounting cover 3 threads M32	HDC IP68 24B MD 3M32	**1119980000**
Mounting cover 3 threads M25	HDC IP68 HP 24B MD 3M25	**1079910000**
Mounting cover 4 threads M25	HDC IP68 24B MD 4M25 T1	**1160450000**
Mounting cover 2 threads M40	HDC IP68 HP 24B MD 2M40	**1119990000**
Mounting cover 2 threads M32	HDC IP68 HP 24B MD 2M32	**1120000000**
Mounting cover 2 threads M25	HDC IP68 HP 24B MD 2M25	**1120010000**
Mounting cover 4 threads M25	HDC IP68 24B MD 4M25 T2	**1220860000**

Note: Because of the asymmetric arrangement of the four threaded holes, the T1 version must be used on one side and the T2 version must be used on the other side.

Accessories

Mounting frame

Designation	Type	Order No.
BG 3 for 1 HP 250 Female	HDC 06B HP250 MPL1	**1103680000**
BG 8 for 2 HP 250 Female	HDC 24B HP250 MPL2 TYP1	**1103690000**
BG 8 for 2 HP 250 Male	HDC 24B HP250 MPL2 TYP2	**1103740000**
BG 8 for 3 HP 250 Female	HDC 24B HP250 MPL3 TYP1	**1079640000**
BG 8 for 3 HP 250 Male	HDC 24B HP250 MPL3 TYP2	**1103750000**
BG 8 for 3 HP 250 Female + PE	HDC 24B HP250 MPL4PE T1	**1212890000**
BG 8 for 3 HP 250 Male + PE	HDC 24B HP250 MPL4PE T2	**1212910000**
BG 8 for 4 HP 250 Female	HDC 24B HP250 MPL4 TYP1	**1160430000**
BG 8 for 4 HP 250 Male	HDC 24B HP250 MPL4 TYP2	**1160440000**

Note: Coding pins can be used for additional coding of the mounting frame; refer to Chapter J.

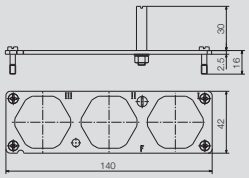

EMC – Shield lever

Designation	Type	Order No.
BG 8 for 2 x 16² - 25²	HDC 24B SL 2X16-25	**1160410000**
BG 8 for 3 x 16² - 25²	HDC 24B SL 3X16-25	**1160390000**
BG 8 for 4 x 16² - 25²	HDC 24B SL 4X16-25 T1	**1220770000**
BG 8 for 4 x 16² - 25²	HDC 24B SL 4X16-25 T2	**1220820000**
BG 8 for 2 x 35²	HDC 24B SL 2X35	**1232740000**
BG 8 for 3 x 35²	HDC 24B SL 3X35	**1232720000**
BG 8 for 4 x 35²	HDC 24B SL 4X35 T1	**1232770000**
BG 8 for 4 x 35²	HDC 24B SL 4X35 T2	**1232790000**
BG 8 for 2 x 50²	HDC 24B SL 2X50	**1160420000**
BG 8 for 3 x 50²	HDC 24B SL 3X50	**1160400000**
BG 8 for 4 x 50²	HDC 24B SL 4X50 T1	**1220760000**
BG 8 for 4 x 50²	HDC 24B SL 4X50 T2	**1220810000**
BG 8 for 2 x 70²	HDC 24B SL 2X70	**1232750000**
BG 8 for 3 x 70²	HDC 24B SL 3X70	**1232730000**
BG 8 for 4 x 70²	HDC 24B SL 4X70T1	**1232760000**
BG 8 for 4 x 70²	HDC 24B SL 4X70T2	**1232780000**
BG 8 for 2 x 95²	HDC 24B SL 2X95	**1119900000**
BG 8 for 3 x 95²	HDC 24B SL 3X95	**1079650000**
BG 8 for 4 x 95²	HDC 24B SL 4X95 T1	**1220750000**
BG 8 for 4 x 95²	HDC 24B SL 4X95 T2	**1220790000**

Note: In the four-pole version, please select the EMC shield clamp corresponding to the mounting plates.

Touch-safe protection set

Designation	Type	Order No.
Touch-safe protection set HP 250	HDC HP 250 SHOCKPROTEC	**1120130000**

«ЭЛЕКТРО-ПРОФИ» - http://www.ep.ru

RockStar® HighPower

RockStar® HighPower 250 A

Accessories

Cable glands

Designation	Type	Order No.
M25, Stainless steel, clamping range 11-20	VGM25-SS68 11-20 BG	**1193570000**
M32, Stainless steel, clamping range 15-25	VGM32-SS68 15-25 BG	**1193580000**
M40, Stainless steel, clamping range 20-32	VGM40-SS68 20-32 BG	**1193590000**
M40, Stainless steel, clamping range 20-32; Elongated version	VGM40/1-SS68 20-32 BG	**1205920000**
M25, Brass, nickel-plated, clamping range 11-20	VGM25-MS68 11-20 BG	**1193600000**
M32, Brass, nickel-plated, clamping range 15-25	VGM32-MS68 15-25 BG	**1193610000**
M40, Brass, nickel-plated, clamping range 20-32	VGM40-MS68 20-32 BG	**1193620000**
M40, Brass, nickel-plated, clamping range 20-32; Elongated version	VGM40/1-MS68 20-32 BG	**1205890000**

Note: When using mounting lids with 3 M40 cable entry threads, the elongated version must be used for the cable gland in the middle.

Hand crimping tools

Hand crimping tools

Designation	Type	Order No.
Hand crimping tool 10 … 240 mm²	MTR 160	**9017250000**
Crimping inserts 25², Crimping width 7.0 mm	EINSATZ MTR 160 25HEX	**9020920000**
Crimping inserts 35², Crimping width 7.0 mm	EINSATZ MTR 160 35HEX	**9020930000**
Crimping inserts 50², Crimping width 7.0 mm	EINSATZ MTR 160 50HEX	**9020940000**
Crimping inserts 70², Crimping width 7.0 mm	EINSATZ MTR 160 70HEX	**9020950000**
Crimping inserts 95², Crimping width 7.0 mm	EINSATZ MTR 160 95HEX	**9020960000**
Hand crimping tool 10 … 300 mm²	MTR 300	**9021390000**
Crimping inserts 25², Crimping width 7.0 mm	EINSATZ MTR 300 25HEX	**9021450000**
Crimping inserts 35², Crimping width 7.0 mm	EINSATZ MTR 300 35HEX	**9021460000**
Crimping inserts 50², Crimping width 7.0 mm	EINSATZ MTR 300 50HEX	**9021470000**
Crimping inserts 70², Crimping width 7.0 mm	EINSATZ MTR 300 70HEX	**9021480000**
Crimping inserts 95², Crimping width 7.0 mm	EINSATZ MTR 300 95HEX	**9022290000**

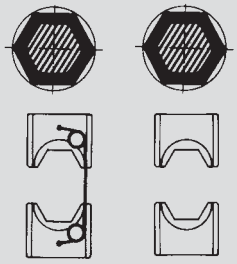

«ЭЛЕКТРО-ПРОФИ» - http://www.ep.ru

«ЭЛЕКТРО-ПРОФИ» - http://www.ep.ru

HighPower 550 A

RockStar® HighPower is designed to meet the strict standards set by DIN EN 61373 Cat. 2 (pivot mounting). The coordinated connector components provide you with a fail-safe and maintenance-free power transmission solution: in this case up to 550 A / 4000 V.

Technical data

HighPower 550 A sereis	
Standards	DIN EN 50124-1
	In compliance with DIN EN 61984
	DIN EN 50155
	DIN EN 61373 KAT 2 (Pivot mounting)
Number of contacts	1-, 2-, 3 poles
Wire connection method	Crimp
Rated current	550 A
Rated insulation voltage	
(Highest permitted operating voltage)	
AC wire – wire	4000 V (4800 V)*
AC wire – earthed housing	3000 V
DC wire – wire	4000 V (4800 V)*
DC wire – earthed housing	3000 V
Rated impulse voltage	
Wire – wire	25 kV
Wire – earthed housing	15 kV
Surge voltage category	OV 3
Pollution severity degree	PD 2 (PD 3)*1
Material	
Insulating body	PA 66 glass-fibre reinforced
Contact	Copper alloy, silver plated
Flammability	
According to UL 94	V-0
According to NFF 16-101 / NFF 16-102	I3 F2
DIN 5510 Part 2	V-0
Insulation resistance	10^{10} Ω
Temperature range	-50 °C … +120 °C
HDC IP68 HP 24B series	
Protection degree according to DIN EN 60529	IP68 when interlocked
Colour	RAL 9005 (black)
Surface finish	Powder coating
Locking element	
Screw interlock	M8
Material	Stainless steel, rust-proof
Torque	11 Nm
Housing seal	Silicone rubber
Temperature range	-50 °C … +120 °C
Material	
Housing	Die-cast aluminium alloy, corrosion resistant
Mounting bracket	Stainless steel, rust-proof
Accessories	
Material	
Assembly frame	Stainless steel, rust-proof
Shield clamp	Sheet steel, galvanized
Touch-safe protection	PA66
Colour	
Assembly frame	Natural
Shield clamp	Natural
Touch-safe protection	Orange
Cable gland	
Material	
Cable gland	Optional as nickel-plated brass or stainless steel
Seal insert	TPE
Temperature range	-40 °C … +130 °C
Class of protection	IP68

Note: *4800 V, depending on the application
*1 The contacts are protected against contamination and condensation within the HDC housing. The completely assembled connector can be used at pollution degree PD 3.

Derating curves

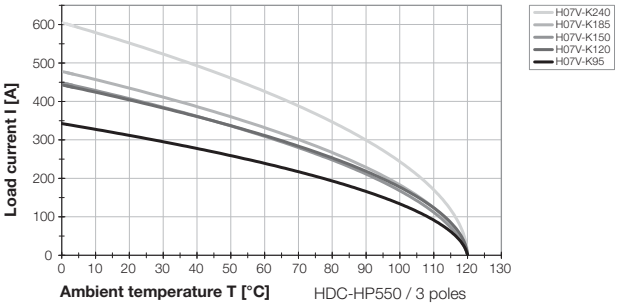

HDC-HP550 / 3 poles

«ЭЛЕКТРО-ПРОФИ» - http://www.ep.ru

Overview

	Size	Rated voltage	Rated current	No. of poles	Tension clamp connection	Screw conn. with wire guard spring	Crimp connection	PUSH IN connection	Axial screw connection	Page
	8	4000 V	550 A	1 – 3			•			C.12

«ЭЛЕКТРО-ПРОФИ» - http://www.ep.ru

RockStar® HighPower

RockStar® HighPower 550 A

Crimp contacts

Crimp contact

Wire connection cross-section*	Male	Order No.	Female	Order No.
50 mm²	HDC HP 550 M 50	**1157800000**	HDC HP 550 F 50	**1177100000**
95 mm²	HDC HP 550 M 95	**1079790000**	HDC HP 550 F 95	**1079810000**
120 mm²	HDC HP 550 M 120	**1079780000**	HDC HP 550 F 120	**1079820000**
150 mm²	HDC HP 550 M 150	**1119110000**	HDC HP 550 F 150	**1079830000**
185 mm²	HDC HP 550 M 185	**1120580000**	HDC HP 550 F 185	**1079840000**
240 mm²	HDC HP 550 M 240	**1120590000**	HDC HP 550 F 240	**1120600000**

Note: * In the version described here, the crimp contacts can be used for crimp connections with flexible, stranded, and finely stranded copper wires (according to DIN 48201 part 1 and DIN 57 295 VDE 0295) or with crimping inserts (according to DIN 48083 part 1, part 3 and part 4). We would be glad to customise the crimp contact to fit your requirements.

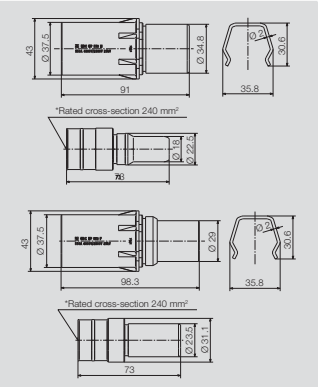

Housings

Plug housing

Designation	Type	Order No.
Plug housing	HDC IP68 HP 24B TO	**1079930000**

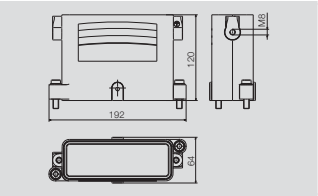

Base housing

Designation	Type	Order No.
Base housing	HDC IP68 HP 24B AS S	**1079920000**

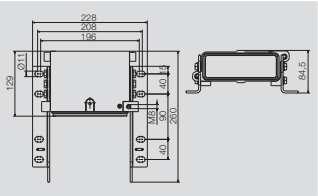

Bulkhead housing

Designation	Type	Order No.
Bulkhead housing	HDC IP68 HP 24B A	**1120040000**

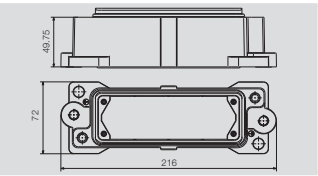

Counter-frame

Designation	Type	Order No.
Counter-frame	HDC IP68 24B HP FRAME	**1282820000**

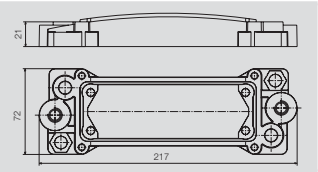

Mounting cover

Designation	Type	Order No.
Mounting cover without thread	HDC IP68 HP 24B MD	**1119950000**
Mounting cover 3 threads M40	HDC IP68 HP MD 3M40	**1119970000**
Mounting cover 3 threads M32	HDC IP68 HP MD 3M32	**1119980000**
Mounting cover 3 threads M25	HDC IP68 HP 24B MD 3M25	**1079910000**
Mounting cover 2 threads M40	HDC IP68 HP 24B MD 2M40	**1119990000**
Mounting cover 2 threads M32	HDC IP68 HP 24B MD 2M32	**1120000000**
Mounting cover 2 threads M25	HDC IP68 HP 24B MD 2M25	**1120010000**

«ЭЛЕКТРО-ПРОФИ» - http://www.ep.ru

RockStar® HighPower 550 A

Accessories

Mounting frame

Designation	Type	Order No.
BG 8 for 2 HP 550 Female	HDC 24B HP550 MPL2 TYP1	**1103710000**
BG 8 for 2 HP 550 Male	HDC 24B HP550 MPL2 TYP2	**1103770000**
BG 8 for 3 HP 550 Female	HDC 24B HP550 MPL3 TYP1	**1103720000**
BG 8 for 3 HP 550 Male	HDC 24B HP550 MPL3 TYP2	**1103780000**

Note: Coding pins can be used for additional coding of the mounting frame; refer to Chapter J.

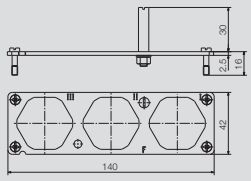

EMC – Shield lever

Designation	Type	Order No.
BG 8 for 2 x 50²	HDC 24B SL 2X50	**1160420000**
BG 8 for 3 x 50²	HDC 24B SL 3X50	**1160400000**
BG 8 for 2 x 70²	HDC 24B SL 2X70	**1232750000**
BG 8 for 3 x 70²	HDC 24B SL 3X70	**1232730000**
BG 8 for 2 x 95²	HDC 24B SL 2X95	**1119900000**
BG 8 for 3 x 95²	HDC 24B SL 3X95	**1079650000**
BG 8 for 2 x 120²	HDC 24B SL 2X120	**1232700000**
BG 8 for 3 x 120²	HDC 24B SL 3X120	**1232680000**
BG 8 for 2 x 150²	HDC 24B SL 2X150	**1119910000**
BG 8 for 3 x 150²	HDC 24B SL 3X150	**1119880000**
BG 8 for 2 x 185²	HDC 24B SL 2X185	**1232710000**
BG 8 for 3 x 185²	HDC 24B SL 3X185	**1232690000**
BG 8 for 2 x 240²	HDC 24B SL 2X240	**1119920000**
BG 8 for 3 x 240²	HDC 24B SL 3X240	**1119890000**

Touch-safe protection set

Designation	Type	Order No.
Touch-safe protection set HP 550	HDC HP 550 SHOCKPROTEC	**1120140000**

Cable glands

Designation	Type	Order No.
M25, Stainless steel, clamping range 11-20	VGM25-SS68 11-20 BG	**1193570000**
M32, Stainless steel, clamping range 15-25	VGM32-SS68 15-25 BG	**1193580000**
M40, Stainless steel, clamping range 20-32	VGM40-SS68 20-32 BG	**1193590000**
M40, Stainless steel, clamping range 20-32; Elongated version	VGM40/1-SS68 20-32 BG	**1205920000**
M25, Brass, nickel-plated, clamping range 11-20	VGM25-MS68 11-20 BG	**1193600000**
M32, Brass, nickel-plated, clamping range 15-25	VGM32-MS68 15-25 BG	**1193610000**
M40, Brass, nickel-plated, clamping range 20-32	VGM40-MS68 20-32 BG	**1193620000**
M40, Brass, nickel-plated, clamping range 20-32; Elongated version	VGM40/1-MS68 20-32 BG	**1205890000**

Note: When using mounting lids with 3 M40 cable entry threads, the elongated version must be used for the cable gland in the middle.

Hand crimping tools

Hand crimping tools

Designation	Type	Order No.
Hand crimping tool	MTR 160	**9017250000**
Crimping inserts 50², Crimping width 7.0 mm	EINSATZ MTR 160 50HEX	**9020940000**
Crimping inserts 95², Crimping width 7.0 mm	EINSATZ MTR 160 95HEX	**9020960000**
Crimping inserts 120², Crimping width 7.0 mm	EINSATZ MTR 160 120HEX	**9020970000**
Crimping inserts 150², Crimping width 7.0 mm	EINSATZ MTR 160 150HEX	**9020980000**
Crimping inserts 185², Crimping width 7.0 mm	EINSATZ MTR 160 185HEX	**9020990000**
Crimping inserts 240², Crimping width 7.0 mm	EINSATZ MTR 160 240HEX	**9021000000**
Hand crimping tool	MTR 300	**9021390000**
Crimping inserts 50², Crimping width 7.0 mm	EINSATZ MTR 300 50HEX	**9021470000**
Crimping inserts 95², Crimping width 7.0 mm	EINSATZ MTR 300 95HEX	**9022290000**
Crimping inserts 120², Crimping width 7.0 mm	EINSATZ MTR 300 120HEX	**9022300000**
Crimping inserts 150², Crimping width 7.0 mm	EINSATZ MTR 300 150HEX	**9022310000**
Crimping inserts 185², Crimping width 7.0 mm	EINSATZ MTR 300 185HEX	**9022320000**
Crimping inserts 240², Crimping width 7.0 mm	EINSATZ MTR 300 240HEX	**9022330000**

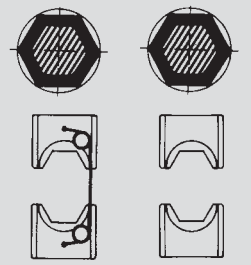

«ЭЛЕКТРО-ПРОФИ» - http://www.ep.ru

«ЭЛЕКТРО-ПРОФИ» - http://www.ep.ru

RockStar® ConCept modular system

RockStar® ConCept modular system

Introduction D.2

ConCept modules D.4

1 - 10 poles
ConCept bus modules D.12

2 - 16 poles
ConCept ST D.20

2 - 10 poles
ConCept pneumatic modules D.23

1 - 2 poles
ConCept module frame D.24

Size 3 - 8
ModuFlex C D.44

Coupling frame 1 - 5 modules

«ЭЛЕКТРО-ПРОФИ» - http://www.ep.ru

RockStar® ConCept modular system

ConCept is a modular system consisting of modules for electrical, optical and pneumatic connections as well as module frames in various sizes. Together, the modules and frames form a full connector insert. The key advantage with ConCept is that you can combine multiple functions together. You can create a connector according to your requirements; this saves space and money compared to the use of multiple fixed-pole inserts.

ConCept is simple to work with and can easily be integrated into an HDC housing in IP66 or IP68. The ConCept modules can also be used individually in ModuFlex-C coupling frames and snapped together to form a block which can then be used in IP20 environments. ConCept can in this way be used on DIN rails, in cable conduits or on flat surfaces.

Power, Signals, Data

The modules can be combined to produce a single integrated connector that can carry power, signals and data.

«ЭЛЕКТРО-ПРОФИ» - http://www.ep.ru

Flexible

Because of its unique platform design, the ConCept ST module be fitted with up to eight different data inserts.



Sturdy

The optimal protection for the modules is provided by the solid module frame which is made of plastic or die-cast zinc.

«ЭЛЕКТРО-ПРОФИ» - http://www.ep.ru

ConCept modules

CM-3 Concept module / turned contacts

Technical data

Contact inserts

Rated current (DIN EN 61984)	40 A
Rated voltage (DIN EN 61984)	690 V
Rated impulse voltage (DIN EN 61984)	8 kV
Pollution severity	3
Insulation resistance	10^{12} Ω
Surge voltage category	III
Volume resistance	≤ 1 mΩ
Flammability class UL 94	V-0

Contacts

Contact diameter, male Ø	3.6 mm
Connection cross-section	1.5-10 mm²
AWG conductor	AWG 16-AWG 7
Material	Polycarbonate, glass fibre reinforced

Note

Rated voltage 1000 V / 8 kV at pollution degree 2. For conductor cross-sections of 6 mm² to 10 mm², you must use ring cable lugs at the connection to the PE conductor. With the 690-V rated voltage, this also covers three-phase 4-wire or 3-wire AC-voltage systems with rated voltages up to 690 V – according to DIN EN 60664-1.
When used properly and as designated, the listed connectors may not be connected or disconnected if there is a live voltage or load!

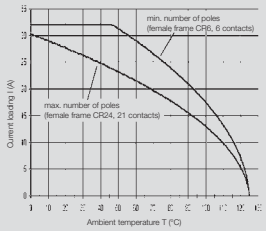

ConCept module CM-3
Conductor H07V-K 4.0 mm²

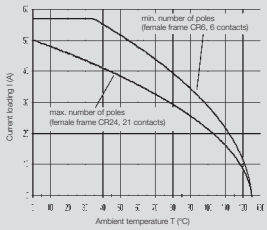

ConCept module CM-3
Conductor H07V-K 10.0 mm²

Modules

Crimp connection

Type	Type	Order No.
Male	HDC CM 3 MC	**1758360000**
Female	HDC CM 3 FC	**1758370000**

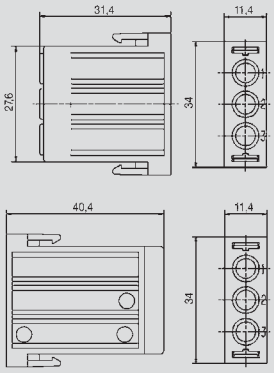

Accessories

Crimp contacts

Surface finish silver

Male			Female	
Qty.	**Type**	**Order No.**	**Type**	**Order No.**
100	HDC-C-M3-SM1.5AG	**1698120000**	HDC-C-M3-BM1.5AG	**1698130000**
100	HDC-C-M3-SM2.5AG	**1698140000**	HDC-C-M3-BM2.5AG	**1698150000**
100	HDC-C-M3-SM4.0AG	**1682260000**	HDC-C-M3-BM4.0AG	**1682270000**
100	HDC-C-M3-SM6.0AG	**1682280000**	HDC-C-M3-BM6.0AG	**1682290000**
100	HDC-C-M3-SM10.0AG	**1682300000**	HDC-C-M3-BM10.0AG	**1682310000**

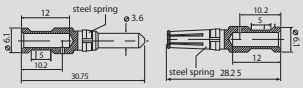

Conductor cross-section	Insulation stripping length	
1.50 mm²	AWG 16	10 mm
2.50 mm²	AWG 14	10 mm
4.00 mm²	AWG 12	10 mm
6.00 mm²	AWG 10	10 mm
10.00 mm²	AWG 7	10 mm

Tools

Crimping tool	
CTX CM 3.6	**9018480000**
Contact Removal Tool	
Removal Tool CM 3	**1866710000**

«ЭЛЕКТРО-ПРОФИ» - http://www.ep.ru

CM-HE Concept module / turned contacts

Technical data

Contact inserts

Rated current (DIN EN 61984)	25 A
Rated voltage (DIN EN 61984)	630 V
Rated impulse voltage (DIN EN 61984)	8 kV
Pollution severity	3
Insulation resistance	10^{12} Ω
Surge voltage category	III
Volume resistance	≤ 2mΩ
Flammability class UL 94	V-0

Contacts

Contact diameter, male Ø	2.5 mm
Connection cross-section	0.5-4 mm²
AWG conductor	AWG 20-AWG 12
Material	Polycarbonate, glass fibre reinforced

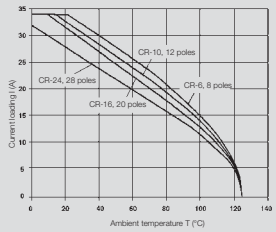

ConCept module CM-HE
Conductor H07V-K 4.0 mm²

Note

Rated voltage 1000 V / 8 kV at pollution degree 2. For conductor cross-sections ≤ 0.75 mm², you must use wire-end ferrules at the connection to the PE conductor.
When used properly and as designated, the listed connectors may not be connected or disconnected if there is a live voltage or load!

Modules

Crimp connection

Type	Type	Order No.
Male	HDC CM HE 4 MC	**1861920000**
Female	HDC CM HE 4 FC	**1861900000**

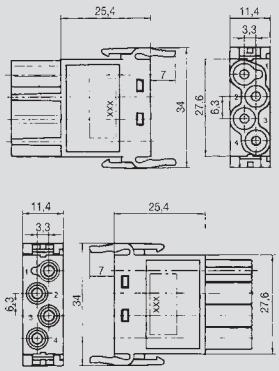

Accessories

Crimp contacts

Surface finish gold

Surface finish silver

Male			Female	
Qty.	**Type**	**Order No.**	**Type**	**Order No.**
100	HDC-C-HE-SM0.5AU	**1651420000**	HDC-C-HE-BM0.5AU	**1651470000**
100	HDC-C-HE-SM0.75-1.00AU	**1651430000**	HDC-C-HE-BM0.75-1.00AU	**1651480000**
100	HDC-C-HE-SM1.5AU	**1651440000**	HDC-C-HE-BM1.5AU	**1651490000**
100	HDC-C-HE-SM2.5AU	**1651450000**	HDC-C-HE-BM2.5AU	**1651500000**
100	HDC-C-HE-SM4.0AU	**1651460000**	HDC-C-HE-BM4.0AU	**1651510000**
100	HDC-C-HE-SM0.5AG	**1200500000**	HDC-C-HE-BM0.5AG	**1201100000**
100	HDC-C-HE-SM0.75-1.00AG	**1200600000**	HDC-C-HE-BM0.75-1.00AG	**1201200000**
100	HDC-C-HE-SM1.5AG	**1200700000**	HDC-C-HE-BM1.5AG	**1201300000**
100	HDC-C-HE-SM2.5AG	**1200800000**	HDC-C-HE-BM2.5AG	**1201400000**
100	HDC-C-HE-SM4.0AG	**1200900000**	HDC-C-HE-BM4.0AG	**1201500000**

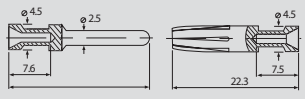

Conductor cross-section	Insulation stripping length	
0.50 mm²	AWG 20	7.5 mm
0.75 – 1.00 mm²	AWG 18	7.5 mm
1.50 mm²	AWG 16	7.5 mm
2.50 mm²	AWG 14	7.5 mm
4.00 mm²	AWG 12	7.5 mm

Tools

Crimping tool	
CTX CM 1.6/2.5	**9018490000**
Contact Removal Tool	
Removal Tool HE	**1866750000**

«ЭЛЕКТРО-ПРОФИ» - http://www.ep.ru

ConCept modules

CM-4 Concept module with tension spring connection

Technical data

Contact inserts

Rated current (DIN EN 61984)	14 A
Rated voltage (DIN EN 61984)	400 V
Rated impulse voltage (DIN EN 61984)	6 kV
Pollution severity	3
Insulation resistance	10^{12} Ω
Surge voltage category	III
Volume resistance	1.5 mΩ
Flammability class UL 94	V-0

Contacts

Contact diameter, male Ø	2.5 mm
Connection cross-section	0.5-2.5 mm²
AWG conductor	AWG 20-AWG 14
Material	Polycarbonate, glass fibre reinforced

Note

For conductor cross-sections ≤ 0.75 mm², you must use wire-end ferrules at the connection to the PE conductor.
When used properly and as designated, the listed connectors may not be connected or disconnected if there is a live voltage or load!

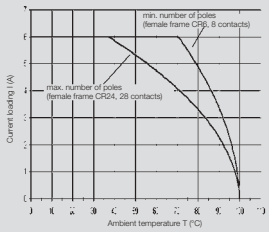

ConCept module CM-4BZF/4SZF
Conductor H05V-K 0.5 mm²

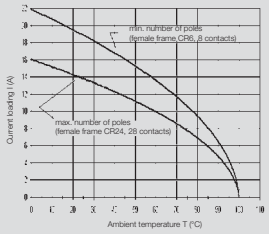

ConCept module CM-4BZF/4SZF
Conductor H07V-K 2.5 mm²

Modules

Tension clamp connection

Type	Type	Order No.
Male	HDC-CM-4SZF AG	**1730120000**
Female	HDC-CM-4BZF AG	**1730130000**

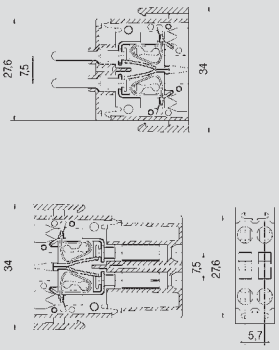

«ЭЛЕКТРО-ПРОФИ» - http://www.ep.ru

CM-5 Concept module / turned contacts

Technical data

Contact inserts

Rated current (DIN EN 61984)	20 A
Rated voltage (DIN EN 61984)	250 V
Rated impulse voltage (DIN EN 61984)	6 kV
Pollution severity	3
Insulation resistance	10^{12} Ω
Surge voltage category	III
Volume resistance	≤ 2mΩ
Flammability class UL 94	V-0

Contacts

Contact diameter, male Ø	2.5 mm
Connection cross-section	0.5-4 mm²
AWG conductor	AWG 20-AWG 12
Material	Polycarbonate, glass fibre reinforced

Note

Rated voltage 500 V / 6 kV at pollution degree 2. For conductor cross-sections ≤ 0.75 mm², you must use wire-end ferrules at the connection to the PE conductor.
When used properly and as designated, the listed connectors may not be connected or disconnected if there is a live voltage or load!

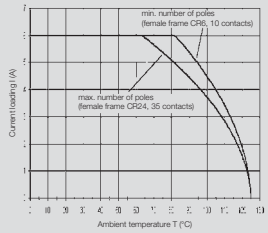

ConCept module CM-5
Conductor H05V-K 0.5 mm²

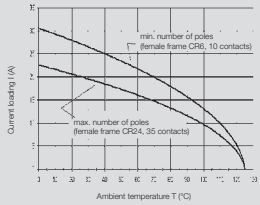

ConCept module CM-5
Conductor H07V-K 4.0 mm²

Modules

Crimp connection

Type	Type	Order No.
Male	HDC CM 5 MC	**1758380000**
Female	HDC CM 5 FC	**1758390000**

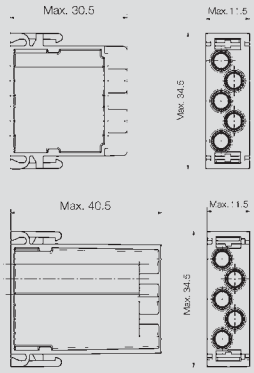

Accessories

Crimp contacts

Surface finish silver

Male			Female	
Qty.	**Type**	**Order No.**	**Type**	**Order No.**
100	HDC-C-M5-SM0.5AG	**1682320000**	HDC-C-M5-BM0.5AG	**1682330000**
100	HDC-C-M5-SM0.75-1.0AG	**1682340000**	HDC-C-M5-BM0.75-1.0AG	**1682350000**
100	HDC-C-M5-SM1.5AG	**1682360000**	HDC-C-M5-BM1.5AG	**1682370000**
100	HDC-C-M5-SM2.5AG	**1682380000**	HDC-C-M5-BM2.5AG	**1682390000**
100	HDC-C-M5-SM4.0AG	**1682400000**	HDC-C-M5-BM4.0AG	**1682410000**

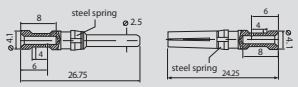

Conductor cross-section	Insulation stripping length	
0.75 - 1.00 mm²	AWG 18	7 mm
1.50 mm²	AWG 16	7 mm
2.50 mm²	AWG 14	7 mm
4.00 mm²	AWG 12	7 mm

Tools

Crimping tool	
CTX CM 1.6/2.5	**9018490000**
Contact Removal Tool	
Removal Tool CM 5	**1866720000**

«ЭЛЕКТРО-ПРОФИ» - http://www.ep.ru

ConCept modules

CM-10 Concept module / turned contacts

Technical data

Contact inserts

Rated current (DIN EN 61984)	10 A
Rated voltage (DIN EN 61984)	250 V
Rated impulse voltage (DIN EN 61984)	4 kV
Pollution severity	3
Insulation resistance	10^{11} Ω
Surge voltage category	III
Volume resistance	≤ 4mΩ
Flammability class UL 94	V-0

Contacts

Contact diameter, male Ø	1.6 mm
Connection cross-section	0.14-2.5 mm²
AWG conductor	AWG 26-AWG 14
Material	Polycarbonate, glass fibre reinforced

Note

Rated voltage 320 V / 4 kV at pollution degree 2. For conductor cross-sections ≤ 0.75 mm², you must use wire-end ferrules at the connection to the PE conductor.
When used properly and as designated, the listed connectors may not be connected or disconnected if there is a live voltage or load!

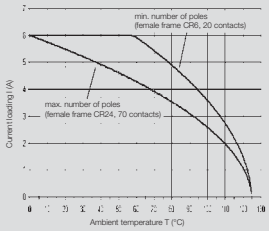

ConCept module CM-10
Conductor H05V-K 0.5 mm²

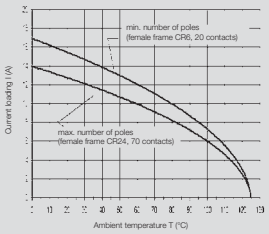

ConCept module CM-10
Conductor H07V-K 2.5 mm²

Modules

Crimp connection

Type	Type	Order No.
Male	HDC CM 10 MC	**1758400000**
Female	HDC CM 10 FC	**1758410000**

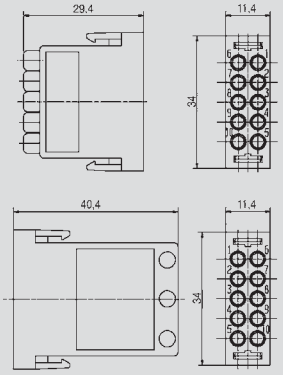

Accessories

Crimp contacts

Surface finish gold

Surface finish silver

Male			Female	
Qty.	**Type**	**Order No.**	**Type**	**Order No.**
100	HDC-C-HD-SM0.14-0.37AU	**1651620000**	HDC-C-HD-BM0.14-0.37AU	**1651670000**
100	HDC-C-HD-SM0.5AU	**1651630000**	HDC-C-HD-BM0.5AU	**1651680000**
100	HDC-C-HD-SM0.75-1.00AU	**1651640000**	HDC-C-HD-BM0.75-1.00AU	**1651690000**
100	HDC-C-HD-SM1.5AU	**1651650000**	HDC-C-HD-BM1.5AU	**1651700000**
100	HDC-C-HD-SM2.5AU	**1651660000**	HDC-C-HD-BM2.5AU	**1651710000**
100	HDC-C-HD-SM0.14-0.37AG	**1651520000**	HDC-C-HD-BM0.14-0.37AG	**1651570000**
100	HDC-C-HD-SM0.5AG	**1651530000**	HDC-C-HD-BM0.5AG	**1651580000**
100	HDC-C-HD-SM0.75-1.00AG	**1601750000**	HDC-C-HD-BM0.75-1.00AG	**1601760000**
100	HDC-C-HD-SM1.5AG	**1651550000**	HDC-C-HD-BM1.5AG	**1651600000**
100	HDC-C-HD-SM2.5AG	**1651560000**	HDC-C-HD-BM2.5AG	**1651610000**

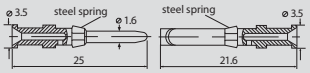

Conductor cross-section	Insulation stripping length	
0.14 – 0.37 mm²	AWG 26-22	8 mm
0.50 mm²	AWG 20	8 mm
0.75 – 1.00 mm²	AWG 18	8 mm
1.50 mm²	AWG 16	8 mm
2.50 mm²	AWG 14	6 mm

Tools

Crimping tool	
CTX CM 1.6/2.5	**9018490000**
Contact Removal Tool	
REMOVAL TOOL HD	**1866730000**

«ЭЛЕКТРО-ПРОФИ» - http://www.ep.ru

CM-3 HV

Technical data

Contact inserts

Rated current (DIN EN 61984)	57 A
Rated voltage (DIN EN 61984)	1000 V
Rated impulse voltage (DIN EN 61984)	8 kV
Pollution severity	3
Insulation resistance	10^{12} Ω
Surge voltage category	III
Volume resistance	≤ 1 mΩ
Flammability class UL 94	V-0

Contacts

Contact diameter, male Ø	3.6 mm
Connection cross-section	1.5-10 mm²
AWG conductor	AWG 16-AWG 7
Material	Polycarbonate, glass fibre reinforced

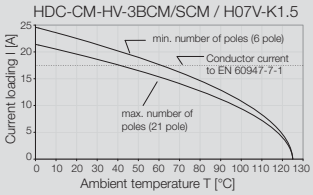

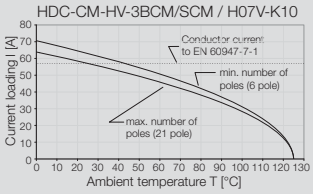

Note

For conductor cross-sections of 6 mm² to 10 mm², you must use ring cable lugs at the connection to the PE conductor.
When used properly and as designated, the listed connectors may not be connected or disconnected if there is a live voltage or load!

Modules

Crimp connection

Type	Type	Order No.
Male	HDC CM HV 3 MC	**1862080000**
Female	HDC CM HV 3 FC	**1862060000**

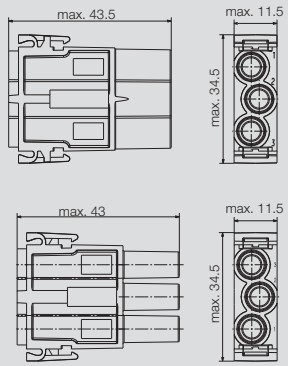

Accessories

Crimp contacts

Surface finish silver

Male			Female	
Qty.	**Type**	**Order No.**	**Type**	**Order No.**
100	HDC-C-M3-SM1.5AG	**1698120000**	HDC-C-M3-BM1.5AG	**1698130000**
100	HDC-C-M3-SM2.5AG	**1698140000**	HDC-C-M3-BM2.5AG	**1698150000**
100	HDC-C-M3-SM4.0AG	**1682260000**	HDC-C-M3-BM4.0AG	**1682270000**
100	HDC-C-M3-SM6.0AG	**1682280000**	HDC-C-M3-BM6.0AG	**1682290000**
100	HDC-C-M3-SM10.0AG	**1682300000**	HDC-C-M3-BM10.0AG	**1682310000**

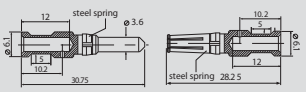

Conductor cross-section	Insulation stripping length	
1.50 mm²	AWG 16	10 mm
2.50 mm²	AWG 14	10 mm
4.00 mm²	AWG 12	10 mm
6.00 mm²	AWG 10	10 mm
10.00 mm²	AWG 7	10 mm

Tools

Crimping tool	
CTX CM 3.6	**9018480000**
Contact Removal Tool	
Removal Tool CM 3	**1866710000**

«ЭЛЕКТРО-ПРОФИ» - http://www.ep.ru

ConCept modules

CM High current module

Technical data

Contact inserts

Rated current (DIN EN 61984)	82 A
Rated voltage (DIN EN 61984)	1000 V
Rated impulse voltage (DIN EN 61984)	6 kV
Pollution severity	3
Insulation resistance	10^{12} Ω
Surge voltage category	III
Volume resistance	≤ 1 mΩ
Flammability class UL 94	V-0

Contacts

Contact diameter, male Ø	6 mm
Tightening torque	1.2
Connection cross-section	10-25 mm²
AWG conductor	AWG 8-AWG 4
Material	Polyamide, glass fibre-reinforced

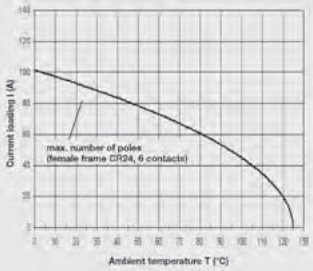

Note

The modules have a double-module design and occupy two places in the ConCept module frame. Only use the modules with wire-end ferrules! When used properly and as designated, the listed connectors may not be connected or disconnected if there is a live voltage or load!

Modules

Screw connection

Type	Type	Order No.
Male	HDC CM 1 MS + PE	**1828390000**
Female	HDC CM 1 FS + PE	**1828410000**

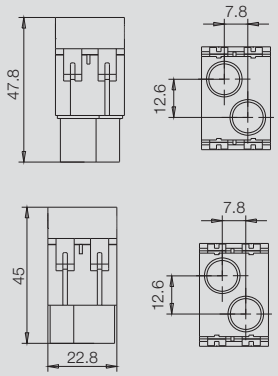

Modules

Screw connection

Type	Type	Order No.
Male	HDC CM 2 MS	**1828380000**
Female	HDC CM 2 FS	**1828400000**

Note

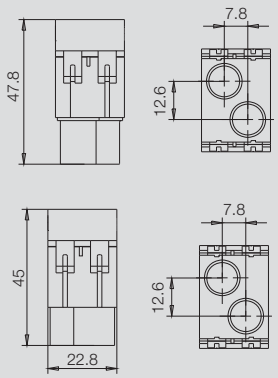

«ЭЛЕКТРО-ПРОФИ» - http://www.ep.ru

«ЭЛЕКТРО-ПРОФИ» - http://www.ep.ru

ConCept bus module for screened wires

Concept bus is ideal for transmitting highly sensitive signals in heavy-duty connectors.

Modules of the ConCept heavy-duty connector system offer many functions in a very small space with reliable protection from electromagnetic fields, moisture, dust and extreme mechanical loads.

By combining these with other modules, the power supply and other signals for the field device can be connected in a single plug-in connector.

The **Profibus-DP** module with **T-Connector function** enables uninterrupted operation of the fieldbus during servicing or when replacing a field device. The fieldbus system no longer has to be switched off, as was the case in the past, because the field device can simply be connected or disconnected during operation using the heavy-duty connector – “plug and play” is now available for the first time for fieldbus solutions. The same heavy-duty connector also provides a reliable power supply for the connected fieldbus device.

On one side, Weidmüller uses the robust USB plug as connection system for the Profibus DP modules.
This guarantees a high transmission rate of 12 Mbit/s and at least 200 plugging cycles. On the other side, screw terminals are used to connect the screened Profibus cables.

Advantages

- Simple screw connection
- Simple screen connection

Versions

- Bus connector
  HDC CM BUS 4 ...
  for screened wires
  (for connecting 4 wires and screen)

- Bus connector with integrated T-exit
  HDC CM BUS 2 ... PDP
  for screened wires
  (Profibus-DP solution = 2 wires and screen)

«ЭЛЕКТРО-ПРОФИ» - http://www.ep.ru

Technical data

Material data	HDC CM BUS 4 ...	HDC CM BUS 2 ... PDP
Insulation	Glass fibre reinforced PC	
Colour	Grey (similar to RAL 7032)	
Temperature range	–20 °C to +85 °C	
System characteristics		
Connection technology	Screw connection	
No. of poles	4 + screen	2 + screen
Conductor capacity	0.08 ... 1.5 mm AWG 28 ... 16	As Profibus DP
Stripping length 5 mm		
Clamping capacity (outer diameter of cable screen)	2.1 ... 7 mm	
Stripped sheath length 19 mm		
Rated data to VDE 0627		
Rated current	1 A	
Rated voltage	32 V	
Rated impulse withstand voltage	0.8 kV	
Degree of pollution	3	
Transmission rate	max. 12 Mbit/s	
Clamping torques		
Screen clip	0.5 – 0.6 Nm	
PCB terminal	0.2 – 0.3 Nm	

Assembly instructions

- Use wire end ferrules
- Clamp screen braid under clip
- Use specified torque settings
- Place module at the far end of the frame with the connection side to the outside
- Only use high housing types

Note: Also take note of the assembly instructions enclosed with the product.

Derating curves

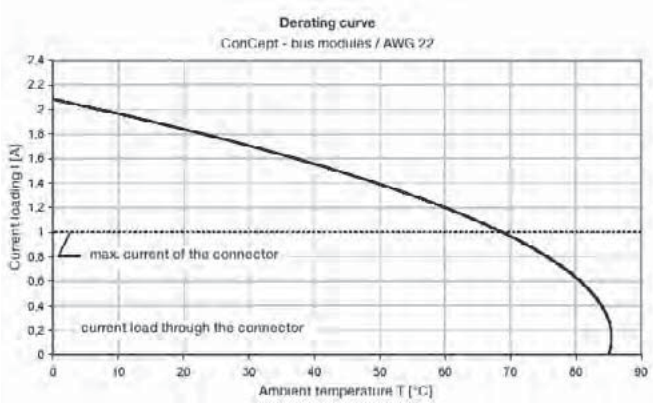

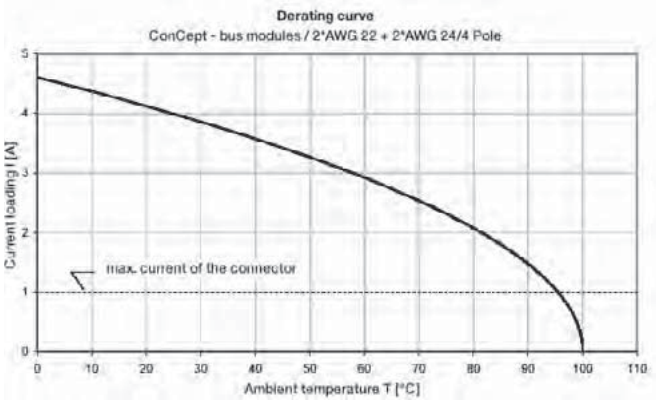

«ЭЛЕКТРО-ПРОФИ» - http://www.ep.ru

ConCept bus modules

Bus connectors

4 poles

Technical data

Contact inserts

Rated current	1 A
Rated voltage	30 V
Qty.	5

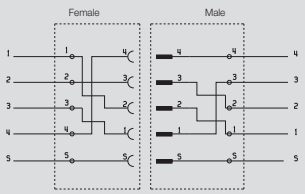

Male module

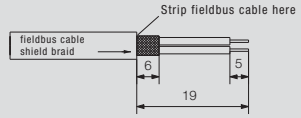

Female module

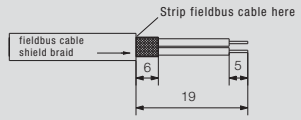

Note

Modules

Female module

Insert	Designation	Order No.
Male	HDC CM BUS 4SS	**1814310000**
Female	HDC CM BUS 4BS	**1814300000**

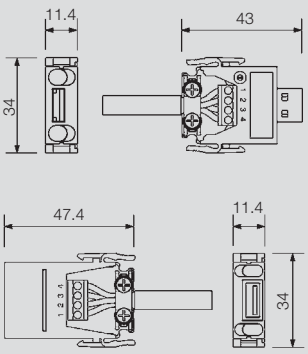

«ЭЛЕКТРО-ПРОФИ» - http://www.ep.ru

Bus connector with integrated T-exit

2 poles

Technical data

Contact inserts

Rated current	1 A
Rated voltage	30 V
Qty.	5

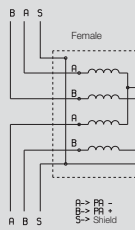

Male module

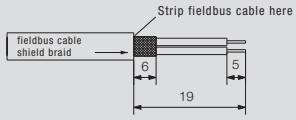

Female module

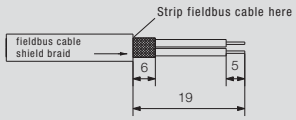

Note
The Profibus topology is the line structure. The branches (T-pieces) connect the individual field devices or remote I/Os to the bus cable. The length of the spur depends on the transmission rate and should be as short as possible. IEC 61158 specifies that with a transmission rate of 1.5 Mbit/s per segment, spur lengths of up to 6.6 m are permitted.
Source: Profibus Directive, Order No. 2.111 Version 1.0

Modules

Female module

Insert	Designation	Order No.
Male	HDC CM BUS 2SS PDP A	**1806060000**
Female	HDC CM BUS 2BS T PDP C	**1806030000**

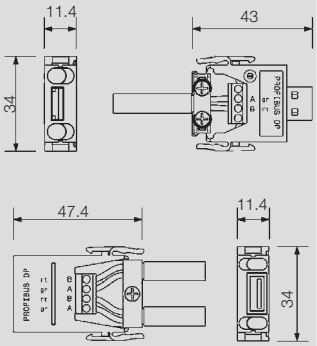

«ЭЛЕКТРО-ПРОФИ» - http://www.ep.ru

ConCept bus modules

ConCept system bus

Shielded module

Technical data

Contact inserts

Standards	DIN EN 61984 IEC 60664
Approvals	UL/CSA
No. contacts	2…16 poles for signal transmission
Conductor connection system	Crimp
Rated current	10 A (HD) / 25 A (HE)
Rated voltage/Rated impulse withstand voltage	50 V/0.8 kV (HD) / 160V/3kV (HE)
Degree of pollution	3 (100 V/1.5 kV/2 (HD) / 250 V/3 kV/2 (HE))
Shield	Shield connected to contact carrier using cable clamp
Outside diameter of shielded cable	3 to 6 mm and/or 6 to 9.5 mm
Conductor clamping ranges	0.14 mm^2 … 4.62 mm^2 AWG 26 … AWG 11
Stripping lengths	8 mm (HD/HE) / 4 mm (SUB-D)
Volume resistance	< 4 mΩ (HD) / < 2 mΩ (HE)
Contacts (crimp)	HD / HE / SUB-D
Contact material	Copper alloy
Surface	
Crimp contact	Passivated silver or gold-plated
Contact carrier	Zinc alloy
Temperature range	–40 °C … +70 °C
Material – module	Glass-fibre reinforced PC (in UL list and approved for railway applications)
Flammability to UL 94	V-0
Frame material	Die cast zinc
Surface of frame	CuNi
Frame earthing (ground)	Leading earthing contact; double-sided PE connection

Note
The modules have a double-module design and occupy two places in the ConCept module frame.
When used properly and as designated, the listed connectors may not be connected or disconnected if there is a live voltage or load!

Modules

Female receptacle module

Designation	Type	Order No.
HDC CM BUS SV F2	Female module	**1983720000**

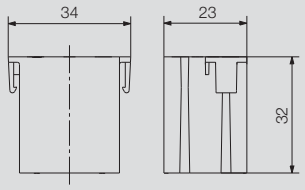

Male receptacle module

Designation	Type	Order No.
HDC CM BUS SV M2	Male module	**1983750000**

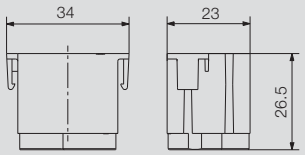

«ЭЛЕКТРО-ПРОФИ» - http://www.ep.ru

Female contact carrier

Designation		Type	Type of contact	Order No.
HDC CM BUS SV F1 CT	1-pole	Females contact carrier	HD	**1983800000**
HDC CM BUS SV F4 CT	4-pole	Females contact carrier	HD	**1983770000**
HDC CM BUS SV F8 CT	8-pole	Females contact carrier	SUB-D	**1043120000**
HDC CM BUS HE F1 CT	1-pole	Females contact carrier	HE	**1116090000**

Note: Additional crimp contacts on D.18

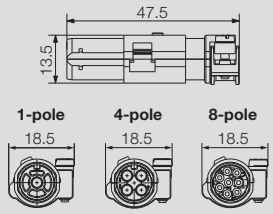

Male contact carrier

Designation		Type	Type of contact	Order No.
HDC CM BUS SV M1 CT	1-pole	Male contact carrier	HD	**1983810000**
HDC CM BUS SV M4 CT	4-pole	Male contact carrier	HD	**1983790000**
HDC CM BUS SV M8 CT	8-pole	Male contact carrier	SUB-D	**1043130000**
HDC CM BUS HE M1 CT	1-pole	Male contact carrier	HE	**1116100000**

Note: Additional crimp contacts on D.18

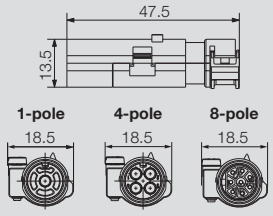

Earthing connection adapter plate

Designation	Type	Order No.
HDC CM BUS SV GCA F	Earthing connection adapter plate	**1983820000**

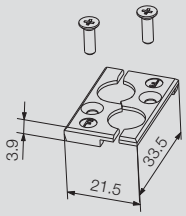

Earthing connection adapter plate

Designation	Type	Order No.
HDC CM BUS SV GCA M	Earthing connection adapter plate	**1014080000**

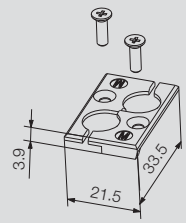

Accessories

HD crimp contacts

Surface Gold

Surface Silver

Qty.	Male	Order No.	Female	Order No.
100	HDC-C-HD-SM0.14-0.37AU	**1651620000**	HDC-C-HD-BM0.14-0.37AU	**1651670000**
100	HDC-C-HD-SM0.5AU	**1651630000**	HDC-C-HD-BM0.5AU	**1651680000**
100	HDC-C-HD-SM0.75-1AU	**1651640000**	HDC-C-HD-BM0.75-1AU	**1651690000**
100	HDC-C-HD-SM1.5AU	**1651650000**	HDC-C-HD-BM1.5AU	**1651700000**
100	HDC-C-HD-SM2.5AU	**1651660000**	HDC-C-HD-BM2.5AU	**1651710000**
100	HDC-C-HD-SM0.14-0.37AG	**1651520000**	HDC-C-HD-BM0.14-0.37AG	**1651570000**
100	HDC-C-HD-SM0.5AG	**1651530000**	HDC-C-HD-BM0.75-1AG	**1601760000**
100	HDC-C-HD-SM0.75-1AG	**1601750000**	HDC-C-HD-BM0.5AG	**1651580000**
100	HDC-C-HD-SM1.5AG	**1651550000**	HDC-C-HD-BM1.5AG	**1651600000**
100	HDC-C-HD-SM2.5AG	**1651560000**	HDC-C-HD-BM2.5AG	**1651610000**

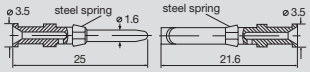

Conductor cross-section	Insulation stripping length	
0.14 – 0.37 mm²	AWG 26-22	8 mm
0.50 mm²	AWG 20	8 mm
0.75 – 1.00 mm²	AWG 18	8 mm
1.50 mm²	AWG 16	8 mm
2.50 mm²	AWG 14	6 mm

Tools

Crimping tool	Order No.
CTX CM 1.6/2.5	**9018490000**
Contact release tool	
Removal Tool HD	**1866730000**

«ЭЛЕКТРО-ПРОФИ» - http://www.ep.ru

ConCept bus modules

Accessories

SUB-D crimp contacts

Qty.	Male	Order No.	Female	Order No.
100	HDC-C-CM-BUS-S0.33-0.52	**1027260000**	HDC-C-CM-BUS-B0.33-0.52	**1027270000**

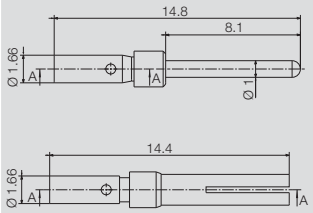

HE crimp contacts

Surface Gold

Surface Silver

Qty.	Male	Order No.	Female	Order No.
100	HDC-C-HE-SM0.5AU	**1651420000**	HDC-C-HE-BM0.5AU	**1651470000**
100	HDC-C-HE-SM0.75-1AU	**1651430000**	HDC-C-HE-BM0.75-1AU	**1651480000**
100	HDC-C-HE-SM1.5AU	**1651440000**	HDC-C-HE-BM1.5AU	**1651490000**
100	HDC-C-HE-SM2.5AU	**1651450000**	HDC-C-HE-BM2.5AU	**1651500000**
100	HDC-C-HE-SM4.0AU	**1651460000**	HDC-C-HE-BM4.0AU	**1651510000**
100	HDC-C-HE-SM4.65AU	**1116540000**	HDC-C-HE-BM4.65AU	**1116530000**
100	HDC-C-HE-SM0.5AG	**1200500000**	HDC-C-HE-BM0.5AG	**1201100000**
100	HDC-C-HE-SM0.75-1AG	**1200600000**	HDC-C-HE-BM0.75-1AG	**1201200000**
100	HDC-C-HE-SM1.5AG	**1200700000**	HDC-C-HE-BM1.5AG	**1201300000**
100	HDC-C-HE-SM2.5AG	**1200800000**	HDC-C-HE-BM2.5AG	**1201400000**
100	HDC-C-HE-SM4.0AG	**1200900000**	HDC-C-HE-BM4.0AG	**1201500000**

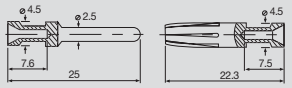

Conductor cross-section	Insulation stripping length	
0.50 mm²	AWG 20	7.5 mm
0.75 - 1,00 mm²	AWG 18	7.5 mm
1.50 mm²	AWG 16	7.5 mm
2.50 mm²	AWG 14	7.5 mm
4.00 mm²	AWG 12	7.5 mm

Tools

Crimping tool	Order No.
CTX CM 1.6/2.5	**9018490000**
Contact release tool	
Removal Tool HE	**1866750000**

«ЭЛЕКТРО-ПРОФИ» - http://www.ep.ru

«ЭЛЕКТРО-ПРОФИ» - http://www.ep.ru

ConCept ST

The new RockStar® ConCept ST data module with ***STEADY**TEC*® technology is a new versatile Gigabit Ethernet module for use with the modular connector system ConCept.

- Gigabit Ethernet (Cat.6A 10GBit System Class EA): fast RJ45 data insert suitable for field assembly.
- Your choice for excellent flexibility: the platform concept allows the use of RJ45, SC/LC and hybrid inserts.
- Optimised handling and easy implementation through integrated module release levers.
- Can be combined with all available ConCept modules and module frames.

Technical data

Standards	IEC 60664 DIN EN 61984
Approvals	GL, further approvals are pending
Number of poles	8-pole (RJ45) / 2-pole SC (single-mode/multi-mode/POF)/LC (single-mode/multi-mode) / 10-pole hybrid
Rated voltage (RJ45)	50 V
Rated impulse voltage (RJ45)	1 kV
Rated current (RJ45)	1 A
Volume resistance	≤ 20 mΩ
Insulation resistance	≤ 10^{10} mΩ
Shielding	360° shielded data insert housing / optional shield clamp
Pollution severity	3
Category	Cat.6A 10GBit System Class EA (Ethernet TCP/IP, Profinet, Ethernet IP) according to ISO/IEC 11801
Wire connection method	IDC (RJ45) / crimp (RJ45/SC/LC/hybrid)
Wire clamping range	RJ45 inserts, no tool required (FH): Flexible: 0.48 - 0.76 mm² (AWG 26/7...AWG 22/7) Solid: 0.40 - 0.64 mm² (AWG 26/1...AWG 22/1)
	RJ45 crimp inserts (TH): Flexible: 0.46 - 0.61 mm² (AWG 27/7...AWG 24/7) Solid: 0.36 - 0.51 mm² (AWG 26/1...AWG 24/1)
	SC/LC crimp inserts: Inner wire G50 µm/125 µm and G62.5 µm/125 µm
	Hybrid crimp inserts: 0.2 - 0.5 mm² (AWG 24...20)
Temperature range	- 40 °C ... + 70 °C
Insertion and pulling forces	≤ 30 N
Plugging cycles	≥ 500
Materials	
Module housing	PC glass-fibre reinforced
Flammability according to UL 94	V-0
Flammability according to NFF 16-101 / NFF 16-102	I1F2
Colour of module housing	grey (RAL 7032)
Data inserts	Die-cast zinc/ brass/PC (RJ45 TH) / PA (SC socket) / PBT (LC socket) / PA/nickel silver (hybrid)
Contacts (RJ45/hybrid)	Copper (RJ45 FH) / Phosphor-bronze (RJ45 TH) / Tin-bronze (hybrid)
Contact surface (RJ45/hybrid)	Gold-plated nickel (RJ45) / partially gold-plated (hybrid)

Note: These modules are designed as double modules and take up two slots in the ConCept module frames.
The RJ45 data inserts are suitable for PoE (power over Ethernet) in compliance with IEEE 802.3af.
The main catalogue 9 contains additional information on our industrial Ethernet products.

«ЭЛЕКТРО-ПРОФИ» - http://www.ep.ru

ConCept ST

Modules

Male

Designation	Type	Order No.
Male	HDC CM ST M	1157970000

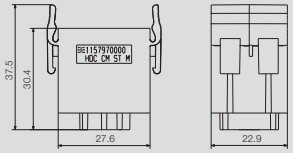

Female

Designation	Type	Order No.
Female	HDC CM ST F	1157980000

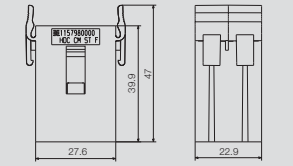

Data inserts RJ45

Male

Designation	Type	Order No.
Male	IE-PI-RJ45-FH	1962730000
Male	IE-PI-RJ45-FH-A	1132010000
Male	IE-PI-RJ45-FH-B	1132020000
Male	IE-PI-RJ45-FH-P	1132030000
Male	IE-PI-RJ45-TH	1962720000

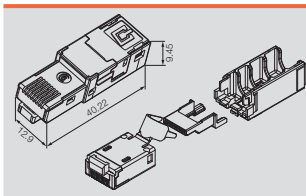

Female

Designation	Type	Order No.
Female	IE-BI-RJ45-C	1962840000
Female	IE-BI-RJ45-FJ-A	1962850000
Female	IE-BI-RJ45-FJ-B	1963840000
Female	IE-BI-RJ45-FJ-P	1963830000

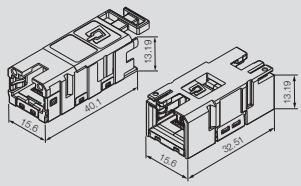

Data inserts SC/LC

Male



Designation	Type	Order No.
Male	IE-PI-2SC-SM	1962760000
Male	IE-PI-2SC-MM	1962750000
Male	IE-PI-2SC-POF	1962770000
Male	IE-PI-2LC-SM	1962790000
Male	IE-PI-2LC-MM	1962780000

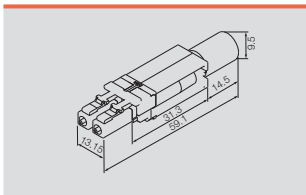

Female

Designation	Type	Order No.
Female	IE-BI-SCRJ2SC-SM-C	1962870000
Female	IE-BI-SCRJ2SC-MM-C	1964430000
Female	IE-BI-LCD-SM-C	1962880000
Female	IE-BI-LCD-MM-C	1964420000

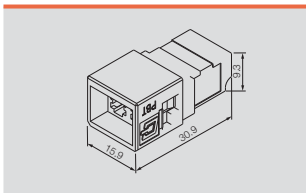

«ЭЛЕКТРО-ПРОФИ» - http://www.ep.ru

ConCept ST

ConCept ST

Data inserts hybrid

Male

Designation	Type	Order No.
Male	IE-PI-HYB-10P	**1068990000**

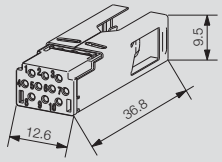

Female

Designation	Type	Order No.
Female	IE-BI-HYB-10P	**1069010000**

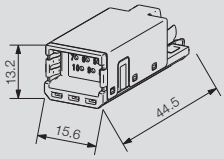

Crimp contacts hybrid

Male

Designation	Type	Order No.
Male	IE-BIC-HYB-P-0.5-300	**1096150000**

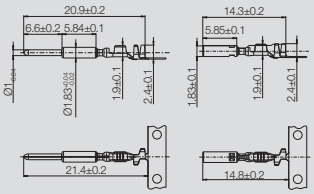

Conductor cross-section		Insulation stripping length
0.21 – 0.50 mm²	AWG 24-20	3.5 mm

Female

Designation	Type	Order No.
Female	IE-PIC-HYB-S-0.5-300	**1096180000**

Accessories

Designation	Type	Order No.
Crimping tool RJ45	TT 8 RS MP 8	**9202800000**
Stripping tool RJ45	IE-CST	**9204350000**
	AM 12	**9030060000**
Crimping tools SC/LC	IE-CT-SC-GOF	**9205320000**
	IE-CT-SC-POF	**9205340000**
	IE-CT-SC-GOF-P	**9205350000**
	IE-CT-LC-GOF	**9205330000**
Stripping tool SC (POF)	M-D-STRIPAX LWL	**9003750000**
Assembly case SC/LC	IE-CTC-SCST-GOF	**1032030000**
	IE-CTC-AS-SC-POF	**1033360000**
	IE-CTC-AS-LC-GOF	**1033350000**
Crimping tool hybrid	HTF HYB	**1119580000**
Cutting tool	KT 8	**9002650000**

«ЭЛЕКТРО-ПРОФИ» - http://www.ep.ru

CM pneumatic

Technical data

Contact inserts

Number of valves	1
Type of connection	Hose connection (pneumatic)
Connection diameter, hose (inner)	2.5 mm
Module operating pressure	10 bar
Contact travel	4 mm
Stop valve	Socket side
Hose type	Only use PTFE hoses
Connection diameter, hose (outer)	8 mm
Connection system	Self-locking
Temperature range, installation	-40...80 °C
Flammability class UL 94	V-0

Contacts

Contact material	Ms 58 brass
Sealing material	NBR
Module body material	PA 6.6
Colour	Black

Note

When delivering liquids or gases of any type through pneumatic modules, it is very important to remember that no current-carrying modules should be mounted or be mounted later in the same housing.

Modules

Hose connection (pneumatic)

Type	Type	Order No.
Male	HDC CM 1 MPN 2.5	**1894730000**
Female	HDC CM 1 FPN 2.5	**1894780000**
Male	HDC CM 1 MPN 4.0	**1894740000**
Female	HDC CM 1 FPN 4.0	**1894720000**

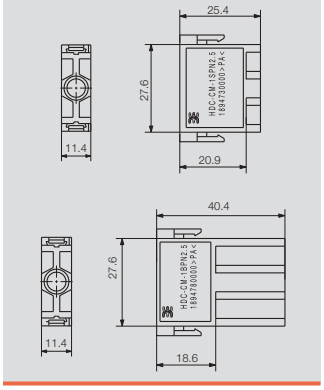

Modules

Hose connection (pneumatic)

Type	Type	Order No.
Male	HDC CM 2 MPN 2.5	**1894770000**
Female	HDC CM 2 FPN 2.5	**1894750000**
Male	HDC CM 2 MPN 4.0	**1894710000**
Female	HDC CM 2 FPN 4.0	**1894760000**

Note

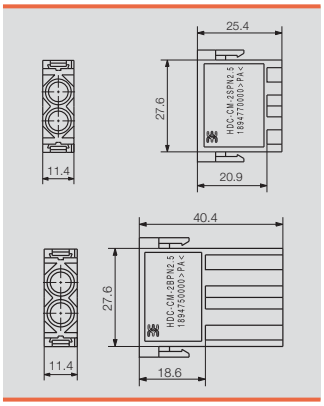

«ЭЛЕКТРО-ПРОФИ» - http://www.ep.ru

ConCept module frame

Size 3

CR6 ConCept frame, plastic

Frame

Type	Type	Order No.
Male	HDC-CR6-2S GR	**1758440000**
Female	HDC-CR6-2B GR	**1758450000**

Note For 2 modules

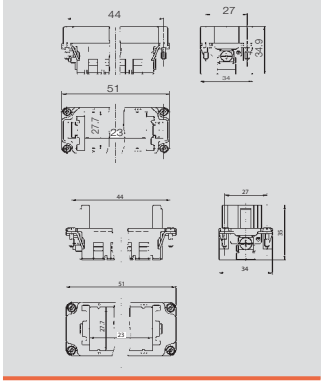

«ЭЛЕКТРО-ПРОФИ» - http://www.ep.ru

Selection of Housings RockStar® IP66
Size 3

Further housings are available, see Chapter E for IP66 and Chapter F for IP68

Hood

Plug housing, cable entry sideways

a	Version	Cover	b (mm)	Type	Order No.
M 20	w. threading		52	HDC 06B TSLU 1M20G	1788100000
M 25	w. threading		52	HDC 06B TSLU 1M25G	1788090000
M 25	w. threading		72	HDC 16D TSLU 1M25G	1787480000

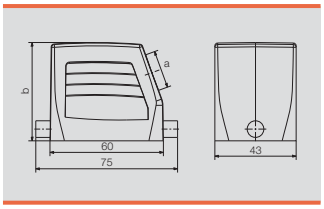

Plug housing, cable entry at top

a	Version	Cover	b (mm)	Type	Order No.
M 20	w. threading		52	HDC 06B TOLU 1M20G	1788120000
M 25	w. threading		52	HDC 06B TOLU 1M25G	1788110000
M 25	w. threading		72	HDC 16D TOLU 1M25G	1787500000
M 32	w. threading		72	HDC 16D TOLU 1M32G	1787490000

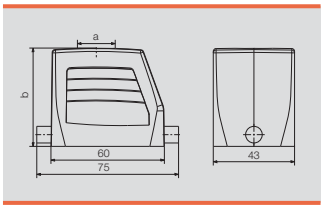

Cover

	Version	Type	Order No.
	For hoods	HDC 06B DMDL 1LB	1665210000

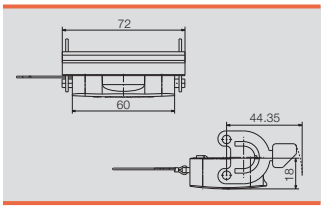

Base

Bulkhead housing

	Version	Cover	b (mm)	Type	Order No.
			29	HDC 06B ALU	1202100000
		with cover	47	HDC 06B ADLU	1202500000

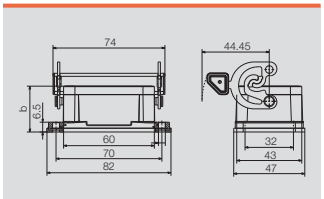

Base housing

a	Version	Cover	b (mm)	Type	Order No.
M 20	w. threading		54	HDC 06B SLU 2M20G	1788140000
M 20	w. threading	with cover	72	HDC 06B SDLU 2M20G	1788170000
M 25	w. threading		54	HDC 06B SLU 2M25G	1788130000
M 25	w. threading	with cover	72	HDC 06B SDLU 2M25G	1788160000

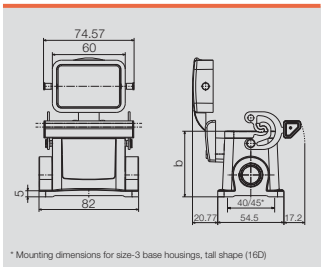

Cover

	Version	Type	Order No.
	For bases	HDC 06B DODL 2BO	1665200000

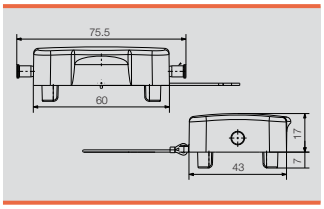

«ЭЛЕКТРО-ПРОФИ» - http://www.ep.ru

ConCept module frame

Size 3

CR6 ConCept frame, metal

Frame

Type	Type	Order No.
Male	HDC CFM 6 2M	**1983830000**
Female	HDC CFM 6 2F	**1983840000**

Note For 2 modules

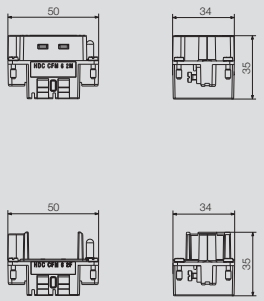

«ЭЛЕКТРО-ПРОФИ» - http://www.ep.ru

Selection of Housings RockStar® IP66
Size 3

Further housings are available, see Chapter E for IP66 and Chapter F for IP68

Hood

Plug housing, cable entry sideways

a	Version	Cover	b (mm)	Type	Order No.
M 20	w. threading		52	HDC 06B TSLU 1M20G	1788100000
M 25	w. threading		52	HDC 06B TSLU 1M25G	1788090000
M 25	w. threading		72	HDC 16D TSLU 1M25G	1787480000

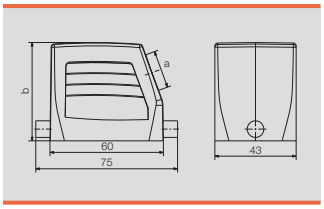

Plug housing, cable entry at top

a	Version	Cover	b (mm)	Type	Order No.
M 20	w. threading		52	HDC 06B TOLU 1M20G	1788120000
M 25	w. threading		52	HDC 06B TOLU 1M25G	1788110000
M 25	w. threading		72	HDC 16D TOLU 1M25G	1787500000
M 32	w. threading		72	HDC 16D TOLU 1M32G	1787490000

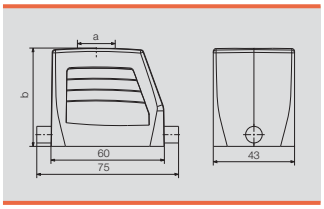

Cover

	Version	Type	Order No.
	For hoods	HDC 06B DMDL 1LB	1665210000

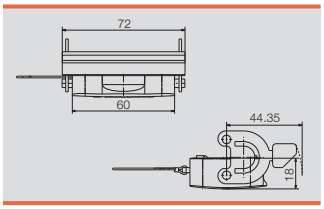

Base

Bulkhead housing

	Version	Cover	b (mm)	Type	Order No.
			29	HDC 06B ALU	1202100000
		with cover	47	HDC 06B ADLU	1202500000

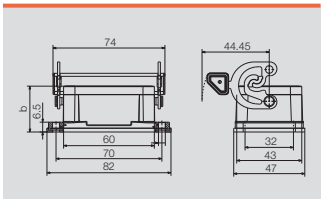

Base housing

a	Version	Cover	b (mm)	Type	Order No.
M 20	w. threading		54	HDC 06B SLU 2M20G	1788140000
M 20	w. threading	with cover	72	HDC 06B SDLU 2M20G	1788170000
M 25	w. threading		54	HDC 06B SLU 2M25G	1788130000
M 25	w. threading	with cover	72	HDC 06B SDLU 2M25G	1788160000

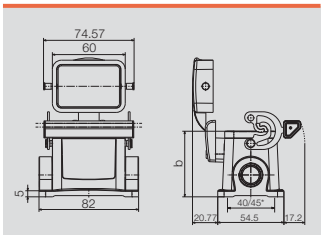

* Mounting dimensions for size-3 base housings, tall shape (16D)

«ЭЛЕКТРО-ПРОФИ» - http://www.ep.ru

ConCept module frame

Size 4

CR10 ConCept frame, plastic

Frame

Type	Type	Order No.
Male	HDC-CR10-3S GR	**1758460000**
Female	HDC-CR10-3B GR	**1758470000**

Note For 3 modules

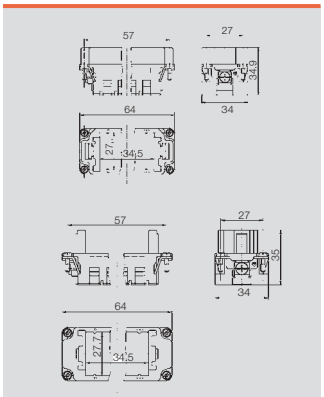

«ЭЛЕКТРО-ПРОФИ» - http://www.ep.ru

Selection of Housings RockStar® IP66
Size 4

Further housings are available, see Chapter E for IP66 and Chapter F for IP68

Hood

Plug housing, cable entry sideways

a	Version	Cover	b (mm)	Type	Order No.
M 20	w. threading		52	HDC 10B TSBU 1M20G	1787560000
M 25	w. threading		52	HDC 10B TSBU 1M25G	1787550000
M 25	w. threading		72	HDC 24D TSBU 1M25G	1787240000
M 32	w. threading		72	HDC 24D TSBU 1M32G	1787230000

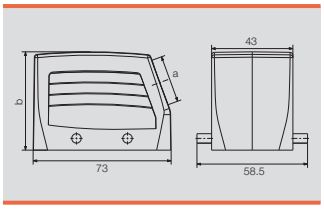

Plug housing, cable entry at top

a	Version	Cover	b (mm)	Type	Order No.
M 20	w. threading		52	HDC 10B TOBU 1M20G	1787600000
M 25	w. threading		52	HDC 10B TOBU 1M25G	1787590000
M 25	w. threading		72	HDC 24D TOBU 1M25G	1787300000
M 32	w. threading		72	HDC 24D TOBU 1M32G	1787290000

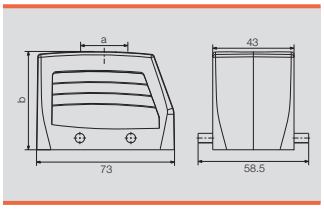

Cover

	Version	Type	Order No.
	For hoods	HDC 10B DMDQ 2QB	1665240000

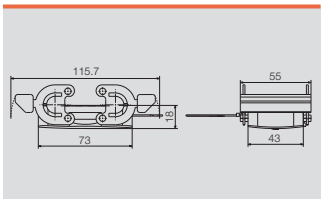

Base

Bulkhead housing

	Version	Cover	b (mm)	Type	Order No.
			29.3	HDC 10B ABU	1205000000

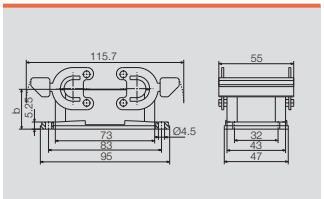

Base housing

a	Version	Cover	b (mm)	Type	Order No.
M 20	w. threading		57	HDC 10B SBU 2M20G	1787640000
M 25	w. threading		57	HDC 10B SBU 2M25G	1787630000

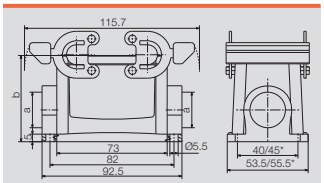

* Mounting dimensions and base width for size-4 base housings, tall shape (24D)

Coupling housing

a	Version	Cover	b (mm)	Type	Order No.
M 20	w. threading		55	HDC 10B KBU 1M20G	1787720000

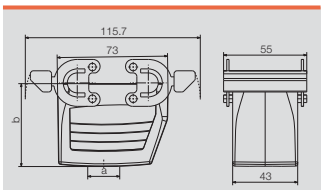

Cover

	Version	Type	Order No.
	For bases	HDC 10B DODQ 4BO	1665230000

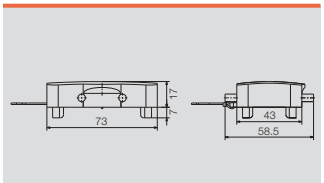

«ЭЛЕКТРО-ПРОФИ» - http://www.ep.ru

ConCept module frame

Size 4

CR10 ConCept frame, metal

Frame

Type	Type	Order No.
Male	HDC CFM 10 3M	**1983850000**
Female	HDC CFM 10 3F	**1983860000**

Note For 3 modules

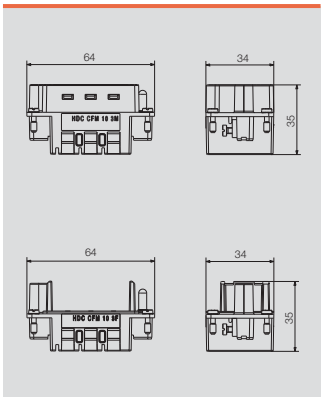

«ЭЛЕКТРО-ПРОФИ» - http://www.ep.ru

Selection of Housings RockStar® IP66
Size 4

Further housings are available, see Chapter E for IP66 and Chapter F for IP68

Hood

Plug housing, cable entry sideways

a	Version	Cover	b (mm)	Type	Order No.
M 20	w. threading		52	HDC 10B TSBU 1M20G	1787560000
M 25	w. threading		52	HDC 10B TSBU 1M25G	1787550000
M 25	w. threading		72	HDC 24D TSBU 1M25G	1787240000
M 32	w. threading		72	HDC 24D TSBU 1M32G	1787230000

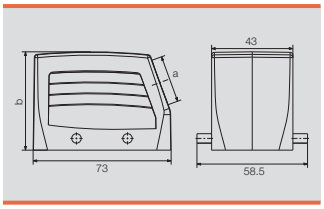

Plug housing, cable entry at top

a	Version	Cover	b (mm)	Type	Order No.
M 20	w. threading		52	HDC 10B TOBU 1M20G	1787600000
M 25	w. threading		52	HDC 10B TOBU 1M25G	1787590000
M 25	w. threading		72	HDC 24D TOBU 1M25G	1787300000
M 32	w. threading		72	HDC 24D TOBU 1M32G	1787290000

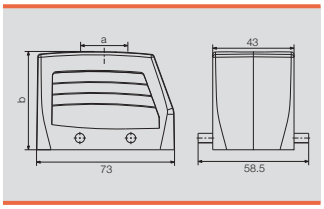

Cover

	Version	Type	Order No.
	For hoods	HDC 10B DMDQ 2QB	1665240000

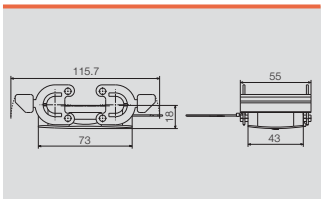

Base

Bulkhead housing

	Version	Cover	b (mm)	Type	Order No.
			29.3	HDC 10B ABU	1205000000

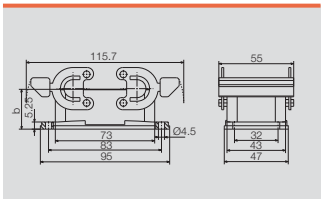

Base housing

a	Version	Cover	b (mm)	Type	Order No.
M 20	w. threading		57	HDC 10B SBU 2M20G	1787640000
M 25	w. threading		57	HDC 10B SBU 2M25G	1787630000

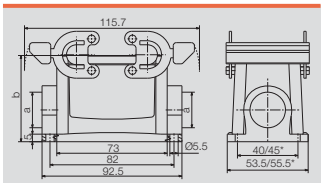

* Mounting dimensions and base width for size-4 base housings, tall shape (24D)

Coupling housing

a	Version	Cover	b (mm)	Type	Order No.
M 20	w. threading		55	HDC 10B KBU 1M20G	1787720000

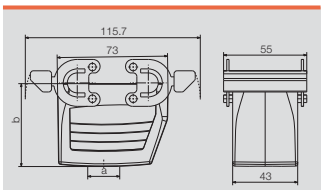

Cover

	Version	Type	Order No.
	For bases	HDC 10B DODQ 4BO	1665230000

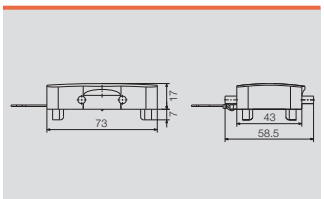

«ЭЛЕКТРО-ПРОФИ» - http://www.ep.ru

ConCept module frame

Size 6

CR16 ConCept frame, plastic

Frame

Type	Type	Order No.
Male	HDC-CR16-5S GR	**1758480000**
Female	HDC-CR16-5B GR	**1758490000**

Note For 5 modules

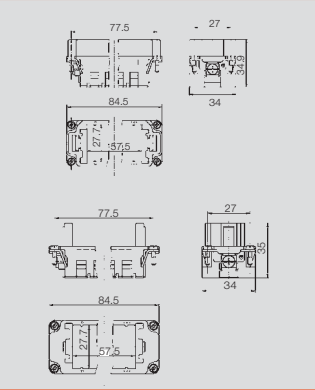

«ЭЛЕКТРО-ПРОФИ» - http://www.ep.ru

Selection of Housings RockStar® IP66
Size 6

Further housings are available, see Chapter E for IP66 and Chapter F for IP68

Hood

Plug housing, cable entry sideways

a	Version	Cover	b (mm)	Type	Order No.
M 25	w. threading		61	HDC 16B TSBU 1M25G	1788180000
M 25	w. threading		76	HDC 40D TSBU 1M25G	1787010000
M 32	w. threading		76	HDC 40D TSBU 1M32G	1787000000

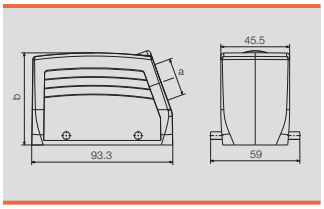

Plug housing, cable entry at top

a	Version	Cover	b (mm)	Type	Order No.
M 25	w. threading		61	HDC 16B TOBU 1M25G	1788210000
M 25	w. threading		76	HDC 40D TOBU 1M25G	1787070000
M 32	w. threading		76	HDC 40D TOBU 1M32G	1787060000

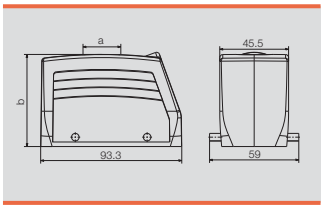

Cover

	Version	Type	Order No.
	For hoods	HDC 16B DMDQ 2QB	1665270000

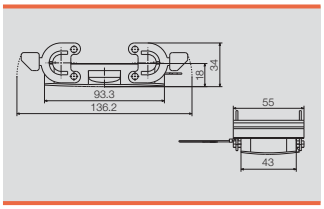

Base

Bulkhead housing

	Version	Cover	b (mm)	Type	Order No.
			29	HDC 16B ABU	1208600000

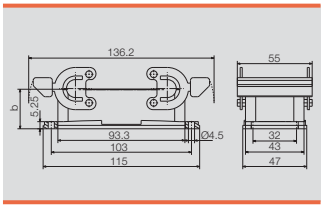

Base housing

a	Version	Cover	b (mm)	Type	Order No.
M 25	w. threading		64	HDC 16B SBU 2M25G	1788240000
M 25	w. threading		84	HDC 40D SBU 2M25G	1787120000
M 32	w. threading		84	HDC 40D SBU 2M32G	1787110000

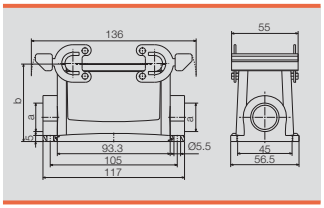

Coupling housing

a	Version	Cover	b (mm)	Type	Order No.
M 25	w. threading		79	HDC 40D KBU 1M25G	1787200000
M 32	w. threading		79	HDC 40D KBU 1M32G	1787190000

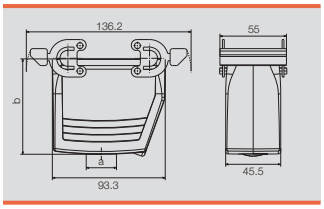

Cover

	Version	Type	Order No.
	For bases	HDC 16B DODQ 4BO	1665260000

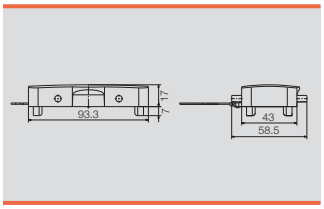

«ЭЛЕКТРО-ПРОФИ» - http://www.ep.ru

ConCept module frame

Size 6

CR16 ConCept frame, metal

Frame

Type	Type	Order No.
Male	HDC CFM 16 5M	**1983870000**
Female	HDC CFM 16 5F	**1983880000**

Note For 5 modules

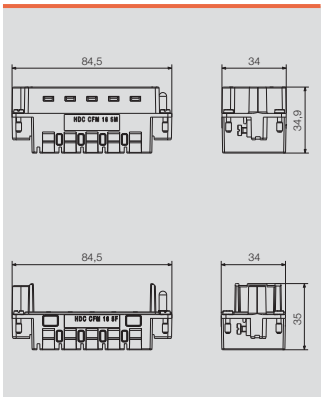

«ЭЛЕКТРО-ПРОФИ» - http://www.ep.ru

Selection of Housings RockStar® IP66
Size 6

Further housings are available, see Chapter E for IP66 and Chapter F for IP68

Hood

Plug housing, cable entry sideways

a	Version	Cover	b (mm)	Type	Order No.
M 25	w. threading		61	HDC 16B TSBU 1M25G	1788180000
M 25	w. threading		76	HDC 40D TSBU 1M25G	1787010000
M 32	w. threading		76	HDC 40D TSBU 1M32G	1787000000

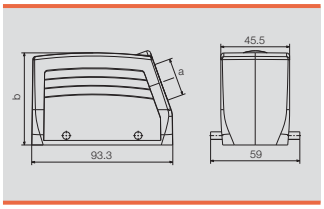

Plug housing, cable entry at top

a	Version	Cover	b (mm)	Type	Order No.
M 25	w. threading		61	HDC 16B TOBU 1M25G	1788210000
M 25	w. threading		76	HDC 40D TOBU 1M25G	1787070000
M 32	w. threading		76	HDC 40D TOBU 1M32G	1787060000

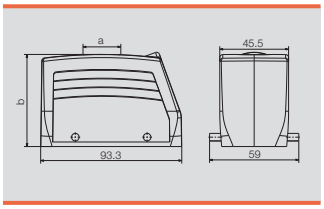

Cover

	Version	Type	Order No.
	For hoods	HDC 16B DMDQ 2QB	1665270000

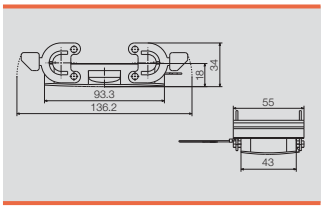

Base

Bulkhead housing

	Version	Cover	b (mm)	Type	Order No.
			29	HDC 16B ABU	1208600000

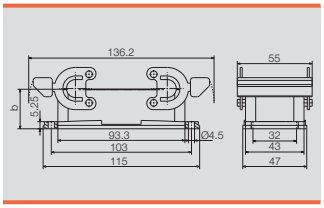

Base housing

a	Version	Cover	b (mm)	Type	Order No.
M 25	w. threading		64	HDC 16B SBU 2M25G	1788240000
M 25	w. threading		84	HDC 40D SBU 2M25G	1787120000
M 32	w. threading		84	HDC 40D SBU 2M32G	1787110000

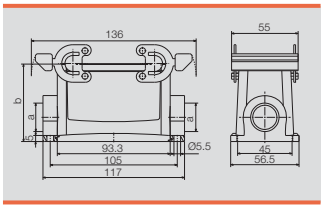

Coupling housing

a	Version	Cover	b (mm)	Type	Order No.
M 25	w. threading		79	HDC 40D KBU 1M25G	1787200000
M 32	w. threading		79	HDC 40D KBU 1M32G	1787190000

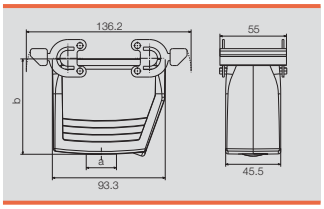

Cover

	Version	Type	Order No.
	For bases	HDC 16B DODQ 4BO	1665260000

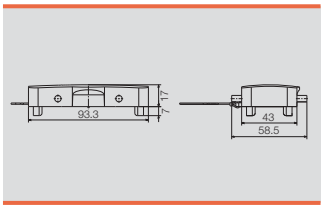

«ЭЛЕКТРО-ПРОФИ» - http://www.ep.ru

ConCept module frame

Size 8

CR24 ConCept frame, plastic

Frame

Type	Type	Order No.
Male	HDC-CR24-7S GR	**1758500000**
Female	HDC-CR24-7B GR	**1758510000**

Note For 7 modules

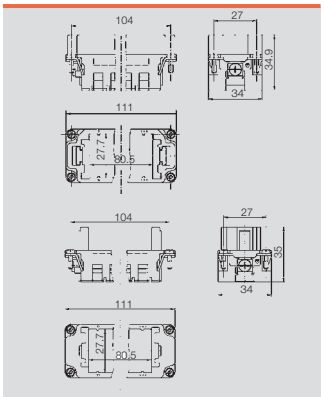

«ЭЛЕКТРО-ПРОФИ» - http://www.ep.ru

Selection of Housings RockStar® IP66
Size 8

Further housings are available, see Chapter E for IP66 and Chapter F for IP68

Hood

Plug housing, cable entry sideways

a	Version	Cover	b (mm)	Type	Order No.
M 25	w. threading		61	HDC 24B TSBU 1M25G	1787760000
M 25	w. threading		76	HDC 64D TSBU 1M25G	1786780000
M 32	w. threading		61	HDC 24B TSBU 1M32G	1787750000
M 32	w. threading		76	HDC 64D TSBU 1M32G	1786770000

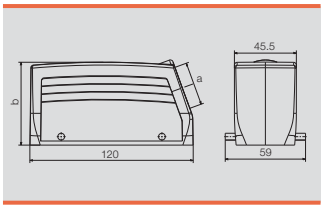

Plug housing, cable entry at top

a	Version	Cover	b (mm)	Type	Order No.
M 25	w. threading		61	HDC 24B TOBU 1M25G	1787820000
M 32	w. threading		61	HDC 24B TOBU 1M32G	1787810000
M 32	w. threading		76	HDC 64D TOBU 1M32G	1786830000

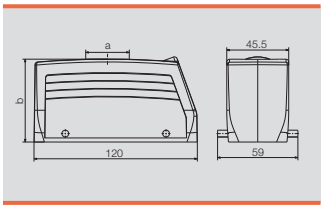

Cover

	Version	Type	Order No.
	For hoods	HDC 24B DMDQ 2QB	1665640000

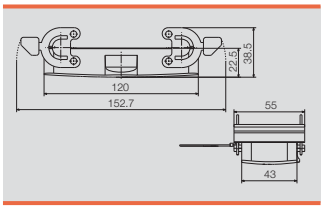

Base

Bulkhead housing

	Version	Cover	b (mm)	Type	Order No.
			29.3	HDC 24B ABU	1212400000

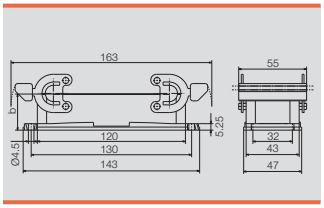

Base housing

a	Version	Cover	b (mm)	Type	Order No.
M 25	w. threading		64	HDC 24B SBU 2M25G	1787870000
M 25	w. threading		84	HDC 64D SBU 2M25G	1786890000
M 32	w. threading		84	HDC 64D SBU 2M32G	1786880000

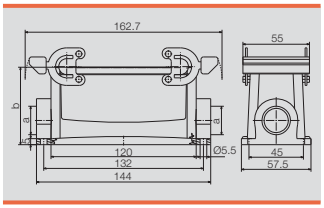

Coupling housing

a	Version	Cover	b (mm)	Type	Order No.
M 25	w. threading		65	HDC 24B KBU 1M25G	1787920000
M 32	w. threading		79	HDC 64D KBU 1M32G	1786960000

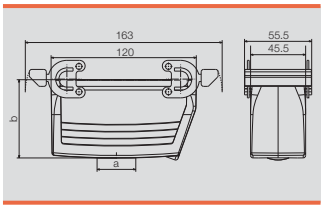

Cover

	Version	Type	Order No.
	For bases	HDC 24B DODQ 4BO	1665630000

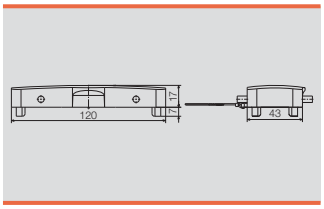

«ЭЛЕКТРО-ПРОФИ» - http://www.ep.ru

ConCept module frame

Size 8

CR24 ConCept frame, metal

Frame

Type	Type	Order No.
Male	HDC CFM 24 7M	**1983890000**
Female	HDC CFM 24 7F	**1983900000**

Note For 7 modules

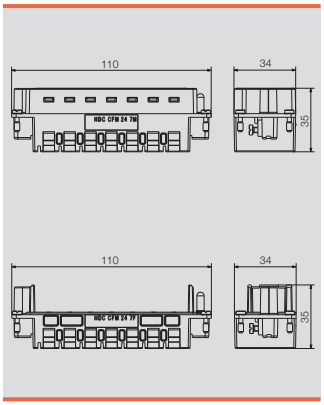

«ЭЛЕКТРО-ПРОФИ» - http://www.ep.ru

Selection of Housings RockStar® IP66
Size 8

Further housings are available, see Chapter E for IP66 and Chapter F for IP68

Hood

Plug housing, cable entry sideways

a	Version	Cover	b (mm)	Type	Order No.
M 25	w. threading		61	HDC 24B TSBU 1M25G	1787760000
M 25	w. threading		76	HDC 64D TSBU 1M25G	1786780000
M 32	w. threading		61	HDC 24B TSBU 1M32G	1787750000
M 32	w. threading		76	HDC 64D TSBU 1M32G	1786770000

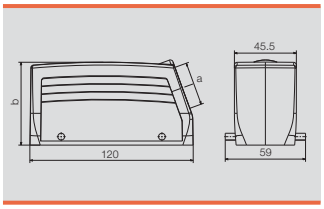

Plug housing, cable entry at top

a	Version	Cover	b (mm)	Type	Order No.
M 25	w. threading		61	HDC 24B TOBU 1M25G	1787820000
M 32	w. threading		61	HDC 24B TOBU 1M32G	1787810000
M 32	w. threading		76	HDC 64D TOBU 1M32G	1786830000

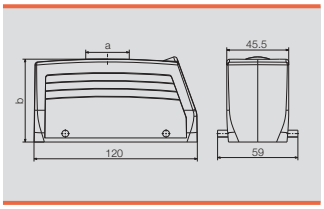

Cover

	Version	Type	Order No.
	For hoods	HDC 24B DMDQ 2QB	1665640000

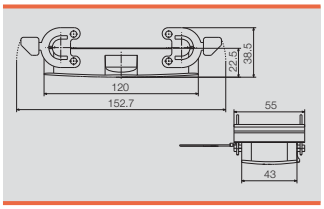

Base

Bulkhead housing

	Version	Cover	b (mm)	Type	Order No.
			29.3	HDC 24B ABU	1212400000

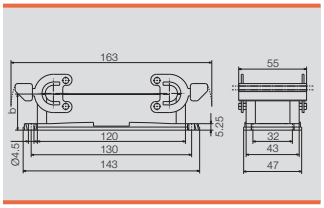

Base housing

a	Version	Cover	b (mm)	Type	Order No.
M 25	w. threading		64	HDC 24B SBU 2M25G	1787870000
M 25	w. threading		84	HDC 64D SBU 2M25G	1786890000
M 32	w. threading		84	HDC 64D SBU 2M32G	1786880000

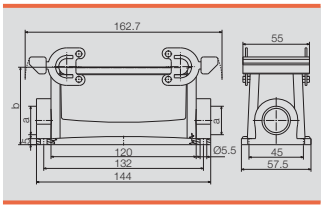

Coupling housing

a	Version	Cover	b (mm)	Type	Order No.
M 25	w. threading		65	HDC 24B KBU 1M25G	1787920000
M 32	w. threading		79	HDC 64D KBU 1M32G	1786960000

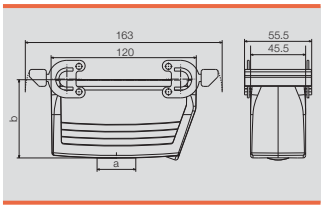

Cover

	Version	Type	Order No.
	For bases	HDC 24B DODQ 4BO	1665630000

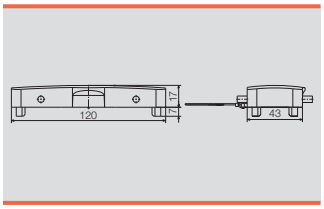

«ЭЛЕКТРО-ПРОФИ» - http://www.ep.ru

ConCept module frame

Size 10

CR16 ConCept frame, plastic 2x

Frame



Type	Type	Order No.
Male	HDC-CR16-5S GR	**1758480000**
Male	HDC-CR16-5S-2 GR	**1758520000**
Female	HDC-CR16-5B GR	**1758490000**
Female	HDC-CR16-5B-2 GR	**1758530000**

Note For 2 x 5 modules

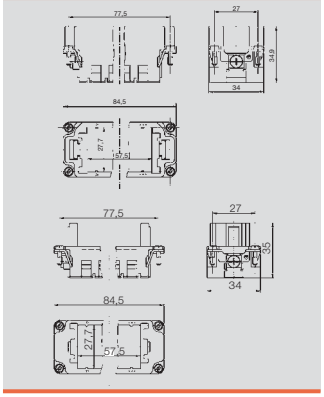

«ЭЛЕКТРО-ПРОФИ» - http://www.ep.ru

Selection of Housings RockStar® IP66
Size 10

Further housings are available, see Chapter E for IP66

Hood

Plug housing, cable entry sideways

a	Version	Cover	b (mm)	Type	Order No.
M 32	w. threading		79	HDC 32B TSLU 1M32G	1788420000

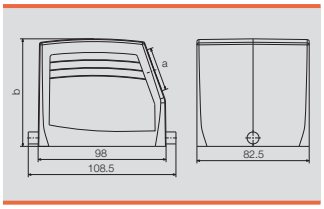

Base

Bulkhead housing

	Version	Cover	b (mm)	Type	Order No.
			38	HDC 32B ALU	1219500000
		with cover	55	HDC 32B ADLU	1219800000

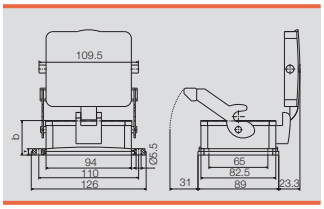

Base housing

a	Version	Cover	b (mm)	Type	Order No.
M 32	w. threading		79	HDC 32B SLU 2M32G	1788470000
M 32	w. threading	with cover	96	HDC 32B SDLU 2M32G	1788490000

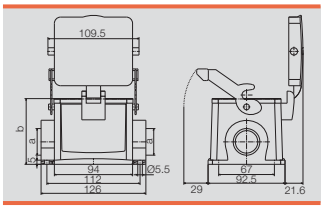

Coupling housing

a	Version	Cover	b (mm)	Type	Order No.
M 32	w. threading		83	HDC 32B KLU 1M32G	1788500000

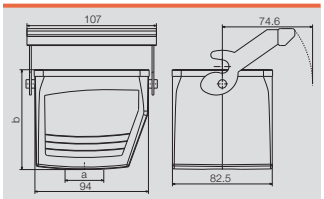

«ЭЛЕКТРО-ПРОФИ» - http://www.ep.ru

ConCept module frame

Size 12

CR24 ConCept frame, plastic 2x

Frame



Type	Type	Order No.
Male	HDC-CR24-7S GR	**1758500000**
Male	HDC-CR24-7S-2 GR	**1758540000**
Female	HDC-CR24-7B GR	**1758510000**
Female	HDC-CR24-7B-2 GR	**1758550000**

Note For 2 x 7 modules

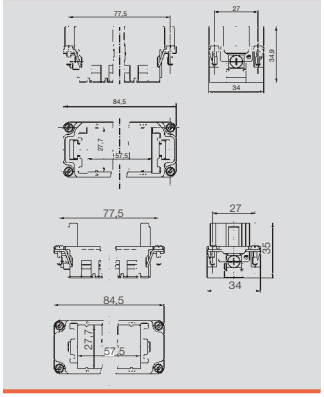

«ЭЛЕКТРО-ПРОФИ» - http://www.ep.ru

Selection of Housings RockStar® IP66
Size 12

Further housings are available, see Chapter E for IP66

Hood

Plug housing, cable entry sideways

a	Version	Cover	b (mm)	Type	Order No.
M 32	w. threading		94	HDC 48B TSLU 1M32G	**1788320000**
M 40	w. threading		94	HDC 48B TSLU 1M40G	**1788310000**
M 50	w. threading		94	HDC 48B TSLU 1M50G	**1788300000**

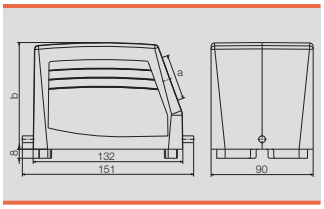

Plug housing, cable entry at top

a	Version	Cover	b (mm)	Type	Order No.
M 32	w. threading		94	HDC 48B TOLU 1M32G	**1788350000**
M 50	w. threading		94	HDC 48B TOLU 1M50G	**1788330000**

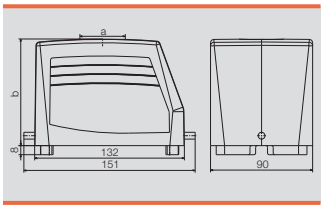

Base

Bulkhead housing

	Version	Cover	b (mm)	Type	Order No.
		with cover	62	HDC 48B ADLU	**1222900000**

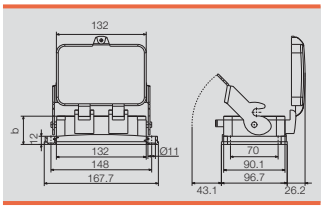

Base housing

a	Version	Cover	b (mm)	Type	Order No.
M 32	w. threading		100	HDC 48B SLU 2M32G	**1788370000**
M 32	w. threading	with cover	120	HDC 48B SDLU 2M32G	**1788390000**
M 40	w. threading		100	HDC 48B SLU 2M40G	**1788360000**

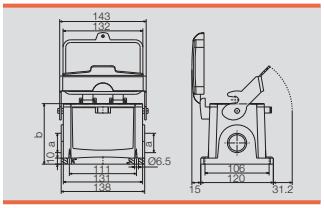

«ЭЛЕКТРО-ПРОФИ» - http://www.ep.ru

ModuFlex C



The ModuFlex C coupling system together with modules from the ConCept connector system provides a flexible and low-cost solution for indoor applications (IP20 zone).

ConCept 3–20-pin male and female modules of the same pin number and design can be mounted in the coupling frame. Up to 5 coupling frames can be combined into a block with the help of the tongue-and-groove locking system. The coupling frames can also be locked onto TS32 and TS35 rail by using the mounting feet.

Each individual module can be individually plugged in and released. Thanks to the optional extractor / strain relief tool and the snap-on mounting bracket, ModuFlex C-coupling frames and the male and female modules of the ConCept system allow a wide range of combinations for all possible connector configurations.

«ЭЛЕКТРО-ПРОФИ» - http://www.ep.ru

Coupling frame

- Max. 5 coupling frames in a row
- Protection from incorrect connection
- Force required to withdraw a single module from the coupling frame >170 N

Mounting bracket / mounting foot



Mounting bracket
- For fixing the coupling frames to a flat surface and to MOFU mounting foot
- Hole diameter 3 mm

Mounting foot
- For fixing coupling frames to TS35x7.5 and TS35x15 mounting rails using mounting brackets

Technical data — C-CR

	Coupling frame
Insulation	PC
Colour	grey (RAL 7032)
Temperature range	–40 ... +120 °C
Flammability class to UL 94	V-0

Technical data — C-MW / MOFU

	Mounting bracket	Mounting foot
Insulation	PC	PA
Colour	grey (RAL 7032)	orange
Temperature range	–40 ... +120 °C	–40 ... +120 °C
Flammability class to UL 94	V-0	V-2

Ordering data

Type	Qty.	Order No.
ModuFlex C-CR grey	10	**1746060000**

Ordering data

Type		Qty.	Order No.
ModuFlex C-MW	Mounting bracket	10	**1746070000**
MOFU	Mounting foot	20	**0495660000**

Accessories

Type	Qty.	Order No.
Crosshead screw for fastening the coupling to the mounting foot, to front and back panel and to a flat surface		
PTSC KB 30 x 6	100	**1766120000**
Spacer pin M3 x 27 and clamping screws M3 x 8 in set. For mounting the coupling to flat panels. 1 pack contains 80 screws and 40 spacer pins, separately packaged.		
ABST.BOLZM3X27+KLSC-KIT	1	**1766130000**

«ЭЛЕКТРО-ПРОФИ» - http://www.ep.ru

Module extractor and strain relief tool

Coupling frame – sets

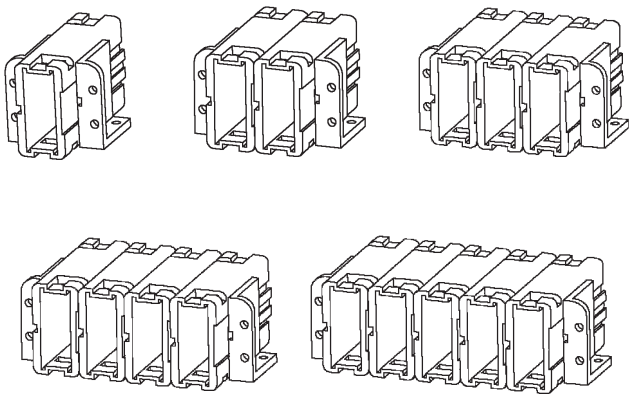

Set consists of:
- 1 – 5 coupling frames
- 1 right and 1 left mounting bracket

Technical data C-MH/ZE

	Module extractor and strain relief tool
Insulation	PA
Colour	black
Temperature range	–40 ... +120 °C
Flammability class to UL 94	V-2

Technical data

	Mounting bracket	Mounting foot
Insulation	PC	PA
Colour	grey (RAL 7032)	orange
Temperature range	–40 ... +120 °C	–40 ... +120 °C
Flammability class to UL 94	V-0	V-2

Ordering data

Type	Qty.	Order No.
ModuFlex C-MH/ZE black	10	**1752970000**

Ordering data

Type	No. of coupling frames	Qty.	Order No.
ModuFlex C-KITo.M.MW-1F	1	1	**1765570000**
ModuFlex C-KITo.M.MW-2F	2	1	**1765580000**
ModuFlex C-KITo.M.MW-3F	3	1	**1765590000**
ModuFlex C-KITo.M.MW-4F	4	1	**1765600000**
ModuFlex C-KITo.M.MW-5F	5	1	**1765610000**

Accessories

Type	Qty.	Order No.
Crosshead screw for fastening the coupling to the mounting foot, to front and back panel and to a flat surface		
PTSC KB 30 x 6	100	**1766120000**
Spacer pin M3 x 27 and clamping screws M3 x 8 in set. For mounting the coupling to flat panels. 1 pack contains 80 screws and 40 spacer pins, separately packaged.		
ABST.BOLZM3X27+KLSC-KIT	1	**1766130000**

«ЭЛЕКТРО-ПРОФИ» - http://www.ep.ru

RockStar® Housings IP66 / NEMA Type 4X

RockStar® Housings IP66 / NEMA Type 4X

Introduction E.2

RockStar® Housings IP66 / NEMA Type 4X E.4

Size 1 - 12

«ЭЛЕКТРО-ПРОФИ» - http://www.ep.ru

RockStar® Housings IP66 / NEMA Type 4X

Where something extra comes as standard. The high quality workmanship of RockStar® IP66 housings begins with the material from which all interlock mechanisms are made: stainless steel. It guarantees a long lifespan with high resistance to corrosion and impact. For the die-cast aluminium variants, a high-quality, multi-stage surface sealing provides years of safety and reliability – even under the most extreme conditions. With just one housing series, Weidmüller delivers the proper protective solution for your heavy-duty connector – so your choice is simple.

Other standard extras:

- A patented spring system provides a secure interlock and easier handling.
- Integrated threads: your choice of cable glands
- Integrated insulation strips: for worry-free transmission of higher voltages

RockStar® IP66 housings are available in 12 sizes and can be combined with all fixed-pole and modular inserts.

Sturdy

Stainless steel interlock systems and multi-stage surface sealing results in high durability.

«ЭЛЕКТРО-ПРОФИ» - http://www.ep.ru



Reliable

Guaranteed protection against jets of water, corrosion, ice and rain, according to IEC 60529 and UL.

Practical

Laser labelling for permanent identification and faster allocation.

«ЭЛЕКТРО-ПРОФИ» - http://www.ep.ru

RockStar® Housings IP66 / NEMA Type 4X

Plastic housing

Size 1

Hood

Plug housing, cable entry sideways

a	Version	Cover	b (mm)	Type	Order No.
M 20	w. threading		49.2	HDC 07A TWLU 1M20G	**1788510000**
PG 11	w. threading		49.2	HDC 07A TWLU 1PG11G	**1652400000**

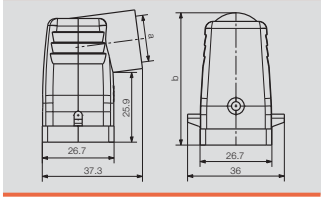

Plug housing, cable entry at top

a	Version	Cover	b (mm)	Type	Order No.
M 20	w. threading		50	HDC 07A TOLU 1M20G	**1788520000**
PG 11	w. threading		50	HDC 07A TOLU 1PG11G	**1652380000**

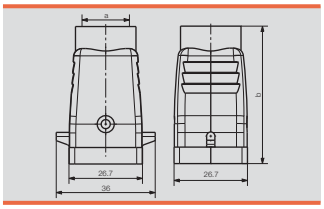

«ЭЛЕКТРО-ПРОФИ» - http://www.ep.ru

Plastic housing

Size 1

Base

Bulkhead housing

	Version	Cover	b (mm)	Type	Order No.
			23	HDC 07A ALU	**1652410000**

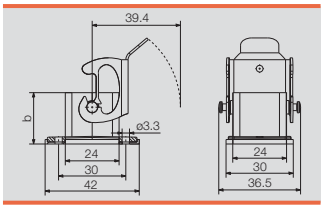

Bulkhead housing, angled

	Version	Cover	b (mm)	Type	Order No.
	angled		26.7	HDC 07A AWLU	**1652420000**

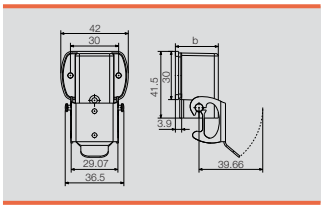

Base housing

a	Version	Cover	b (mm)	Type	Order No.
M 20	w. threading		41.5	HDC 07A SLU 1M20G	**1788530000**
PG 11	w. adapter		41.5	HDC 07A SLU 1PG11S	**1652440000**

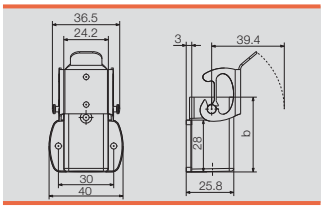

Coupling housing

a	Version	Cover	b (mm)	Type	Order No.
M 20	w. threading		53.5	HDC 07A KOLU 1M20G	**1788540000**
PG 11	w. threading		53.5	HDC 07A KOLU 1PG11G	**1652460000**

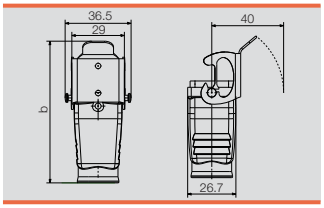

Screw mounting housing

a	Version	Cover	b (mm)	Type	Order No.
PG 13.5	w. threading		54	HDC 07A ELU 1PG13G	**1900990000**

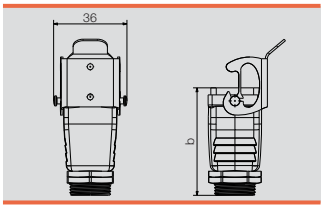

Cover

	Version		Type	Order No.
	for female insert		HDC 07A DMDL 2BO	**1665770000**
	for male insert		HDC 07A DODL 2BO	**1665760000**

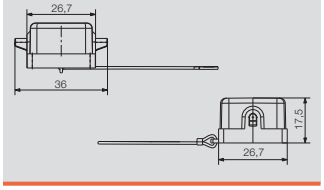

«ЭЛЕКТРО-ПРОФИ» - http://www.ep.ru

RockStar® Housings IP66 / NEMA Type 4X

Metal housing

Size 1

Hood

Plug housing, cable entry sideways

a	Version	Cover	b (mm)	Type	Order No.
M 20	w. threading		49.2	HDC 04A TWLU 1M20G	**1788810000**
PG 11	w. threading		49.2	HDC 04A TWLU 1PG11G	**1652480000**
PG 11	w. threading		49.2	HDC 04A TWLU 1PG11S BL	**1900310000**

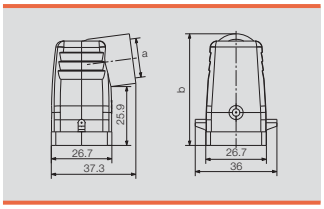

Plug housing, cable entry at top

a	Version	Cover	b (mm)	Type	Order No.
M 16	w. threading		50	HDC 04A TOLU 1M16G	**1206090000**
M 20	w. threading		50	HDC 04A TOLU 1M20G	**1788820000**
PG 11	w. threading		50	HDC 04A TOLU 1PG11G	**1652470000**
PG 11	w. threading		50	HDC 04A TOLU 1PG11S BL	**1900280000**

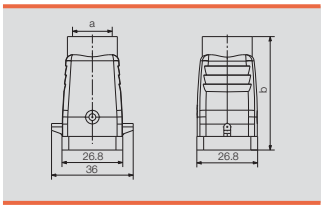

Cover

	Version	Type	Order No.
	for male insert	HDC 04A DODL 1LB	**1963690000**

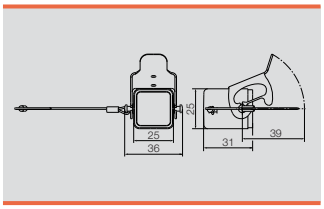

«ЭЛЕКТРО-ПРОФИ» - http://www.ep.ru

Metal housing

Size 1

Base

Bulkhead housing

Version	Cover	b (mm)	Type	Order No.
		23	HDC 04A ALU	1497600000

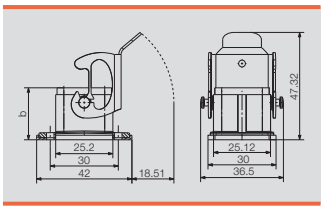

Bulkhead housing, angled

Version	Cover	b (mm)	Type	Order No.
angled		26.7	HDC 04A AWLU	1497700000
angled		26.7	HDC 04A AWLU BL	1899890000

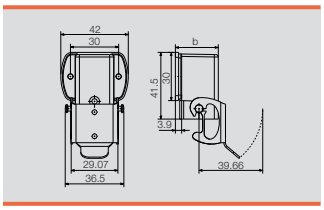

Base housing

a	Version	Cover	b (mm)	Type	Order No.
M 20	w. threading		41.5	HDC 04A SLU 1M20G	1788830000
PG 11	w. threading		41.5	HDC 04A SLU 1PG11G	1652490000
PG 11	w. threading		41.5	HDC 04A SLU 1PG11G BL	1899800000

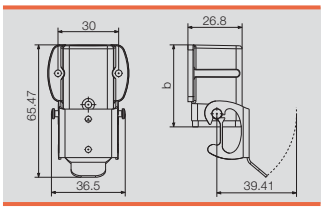

Coupling housing

a	Version	Cover	b (mm)	Type	Order No.
M 20	w. threading		53.5	HDC 04A KOLU 1M20G	1788840000
PG 11	w. threading		53.5	HDC 04A KOLU 1PG11G	1652500000
PG 11	w. threading		53.5	HDC 04A KOLU 1PG11S BL	1899920000

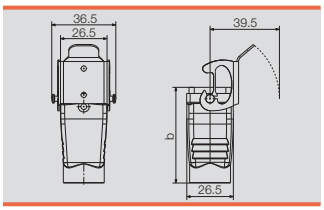

Screw mounting housing

a	Version	Cover	b (mm)	Type	Order No.
M 20	w. threading		54	HDC 04A ELU 1M20G	1900320000
PG 13	w. threading		54	HDC 04A ELU 1PG13S	1900330000
PG 13	w. threading		54	HDC 04A ELU 1PG13S bl	1900350000

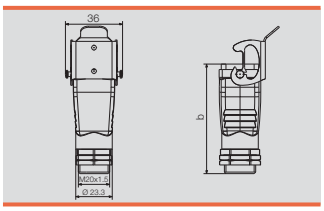

Cover

Version	Type	Order No.
for female insert	HDC 04A DMDL 2BO	1665750000
for male insert	HDC 04A DODL 2BO	1665740000

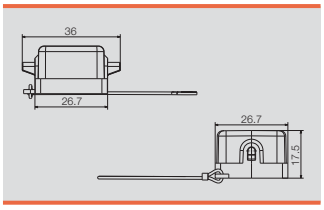

«ЭЛЕКТРО-ПРОФИ» - http://www.ep.ru

Plastic housing

Size HQ

Hood

Plug housing, cable entry sideways

a	Version	Cover	b (mm)	Type	Order No.
PG 16	w. threading		54	HDC HQP TSLU 1PG16	**1003090000**

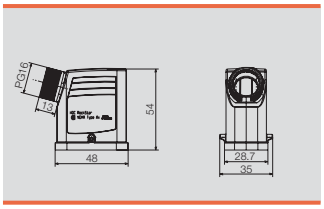

Plug housing, cable entry at top

a	Version	Cover	b (mm)	Type	Order No.
PG 16	w. threading		67	HDC HQP TOLU 1PG16	**1003070000**

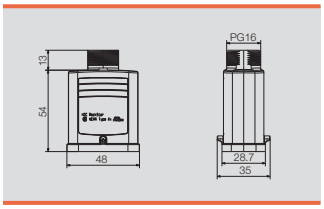

E

«ЭЛЕКТРО-ПРОФИ» - http://www.ep.ru

Plastic housing

Size HQ

Base

Bulkhead housing

Version	Cover	b (mm)	Type	Order No.
		19.5	HDC HQP ALU	**1003040000**

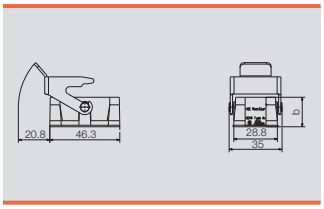

Bulkhead housing, angled

Version	Cover	b (mm)	Type	Order No.
angled		54.5	HDC HQP AWLU	**1003060000**

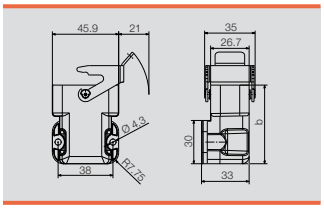

Base housing

a	Version	Cover	b (mm)	Type	Order No.
PG 16	w. threading		54.5	HDC HQP SLU 1PG16	**1003110000**

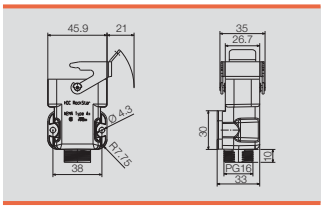

Coupling housing

a	Version	Cover	b (mm)	Type	Order No.
PG 16	w. threading		63.5	HDC HQP KOLU 1PG16	**1003120000**

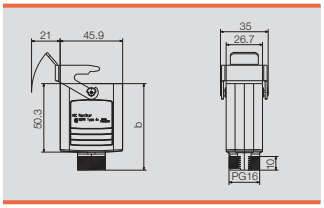

Cover

Version	Type	Order No.
for female insert	HDC HQP DMD 2BO	**1003130000**
for male insert	HDC HQP DOD 2BO	**1003140000**

Note	For plastic and metal housings

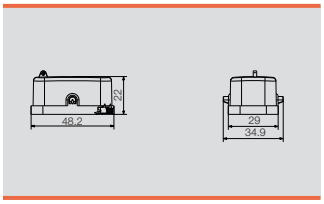

«ЭЛЕКТРО-ПРОФИ» - http://www.ep.ru

Die cast zinc housing (EMC)

Size HQ

Hood

Plug housing, cable entry sideways

a	Version	Cover	b (mm)	Type	Order No.
PG 21	w. threading		60.5	HDC HQM TSLU 1PG21	**1003100000**

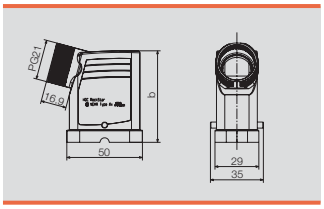

Plug housing, cable entry at top

a	Version	Cover	b (mm)	Type	Order No.
PG 21	w. threading		77.5	HDC HQM TOLU 1PG21	**1003080000**

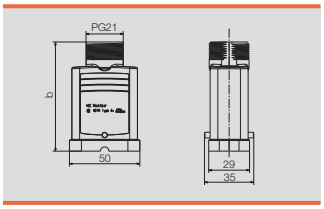

E

«ЭЛЕКТРО-ПРОФИ» - http://www.ep.ru

Die cast zinc housing (EMC)

Size HQ

Base

Bulkhead housing

Version	Cover	b (mm)	Type	Order No.
		20.5	HDC HQM ALU	**1003050000**

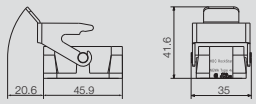

Cover

Material: Plastic

Version	Type	Order No.
for female insert	HDC HQP DMD 2BO	**1003130000**
for male insert	HDC HQP DOD 2BO	**1003140000**

Note For plastic and metal housings

E

«ЭЛЕКТРО-ПРОФИ» - http://www.ep.ru

End locking, lower side

Size 2

Hood

Plug housing, cable entry sideways

a	Version	Cover	b (mm)	Type	Order No.
M 20	w. threading		54	HDC 10A TSLU 1M20G	**1967660000**
M 20	w. threading		68	HDC 15A TSLU 1M20G	**1788860000**
M 25	w. threading		68	HDC 15A TSLU 1M25G	**1788850000**
PG 16	w. threading		54	HDC 10A TSLU 1PG16G	**1663810000**
PG 16	w. threading		68	HDC 15A TSLU 1PG16G	**1663850000**
PG 21	w. threading		68	HDC 15A TSLU 1PG21G	**1663870000**

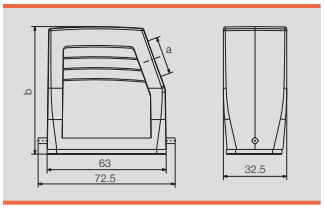

Plug housing, cable entry at top

a	Version	Cover	b (mm)	Type	Order No.
M 20	w. threading		54	HDC 10A TOLU 1M20G	**1788620000**
M 25	w. threading		54	HDC 10A TOLU 1M25G	**1788610000**
PG 11	w. threading		54	HDC 10A TOLU 2PG11G	**1746170000**
PG 16	w. threading		54	HDC 10A TOLU 1PG16G	**1663930000**
PG 21	w. threading		68	HDC 15A TOLU 1PG21G	**1663990000**

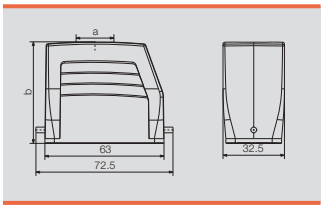

Cover

	Version	Type	Order No.
	For hoods	HDC 10A DODL 1LB	**1665890000**

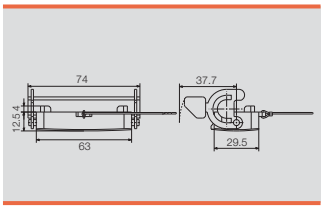

«ЭЛЕКТРО-ПРОФИ» - http://www.ep.ru

End locking, lower side

Size 2

Base

Bulkhead housing

Version	Cover	b (mm)	Type	Order No.
		25	HDC 10A ALU	**1664040000**
	with cover	37.5	HDC 10A ADLU	**1664060000**

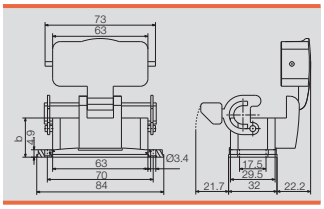

Bulkhead housing

Version	Cover	b (mm)	Type	Order No.
		26	HDC 10A ALU SL	**1021450000**

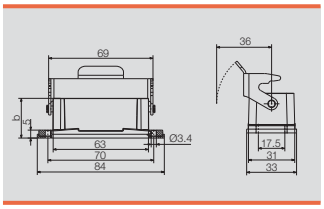

Base housing

a	Version	Cover	b (mm)	Type	Order No.
M 20	w. threading		57	HDC 10A SLU 1M20G	**1901100000**
M 20	w. threading	with cover	69.5	HDC 10A SDLU 1M20G	**1901010000**
M 20	w. threading		57	HDC 10A SLU 2M20G	**1788640000**
M 20	w. threading	with cover	69.5	HDC 10A SDLU 2M20G	**1788660000**
M 25	w. threading		57	HDC 10A SLU 1M25G	**1901160000**
M 25	w. threading	with cover	69.5	HDC 10A SDLU 1M25G	**1901040000**
M 25	w. threading		57	HDC 10A SLU 2M25G	**1788630000**
M 25	w. threading	with cover	69.5	HDC 10A SDLU 2M25G	**1788650000**
PG 16	w. threading		57	HDC 10A SLU 1PG16G	**1664170000**
PG 16	w. threading	with cover	69.5	HDC 10A SDLU 1PG16G	**1664410000**
PG 16	w. threading		57	HDC 10A SLU 2PG16G	**1664190000**
PG 16	w. threading	with cover	69.5	HDC 10A SDLU 2PG16G	**1664420000**
PG 21	w. threading		57	HDC 10A SLU 1PG21G	**1664210000**

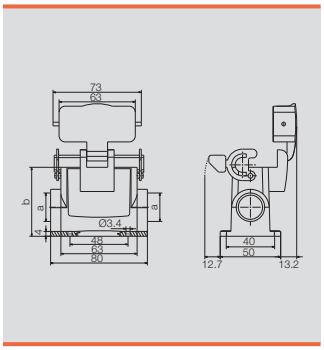

Coupling housing

a	Version	Cover	b (mm)	Type	Order No.
M 25	w. threading		48	HDC 10A KLU 1M25G	**1788670000**
PG 9	w. threading		48	HDC 10A KLU 2PG09G	**1783250000**
PG 16	w. threading		48	HDC 10A KLU 1PG16G	**1664560000**
PG 21	w. threading		62	HDC 15A KLU 1PG21G	**1664630000**

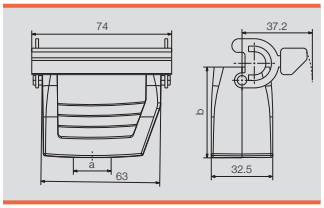

Cover

Version	Type	Order No.
For bases	HDC 10A DMDL 2BO	**1665880000**

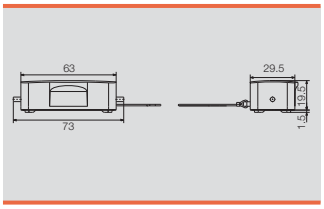

«ЭЛЕКТРО-ПРОФИ» - http://www.ep.ru

RockStar® Housings IP66 / NEMA Type 4X

End locking, lower side

Size 3

Hood

Plug housing, cable entry sideways

a	Version	Cover	b (mm)	Type	Order No.
M 20	w. threading		52	HDC 06B TSLU 1M20G	**1788100000**
M 25	w. threading		52	HDC 06B TSLU 1M25G	**1788090000**
M 25	w. threading		72	HDC 16D TSLU 1M25G	**1787480000**
M 32	w. threading		72	HDC 16D TSLU 1M32G	**1787470000**
PG 13.5	w. threading		52	HDC 06B TSLU 1PG13G	**1670530000**
PG 16	w. threading		52	HDC 06B TSLU 1PG16G	**1652520000**
PG 21	w. threading		72	HDC 16D TSLU 1PG21G	**1652560000**
PG 29	w. threading		72	HDC 16D TSLU 1PG29G	**1652580000**

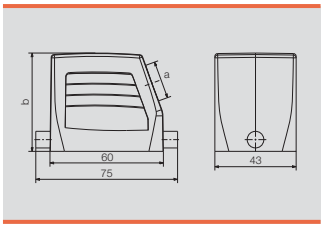

Plug housing, cable entry at top

a	Version	Cover	b (mm)	Type	Order No.
M 20	w. threading		52	HDC 06B TOLU 1M20G	**1788120000**
M 25	w. threading		52	HDC 06B TOLU 1M25G	**1788110000**
M 25	w. threading		72	HDC 16D TOLU 1M25G	**1787500000**
M 32	w. threading		72	HDC 16D TOLU 1M32G	**1787490000**
PG 13.5	w. threading		52	HDC 06B TOLU 1PG13G	**1670500000**
PG 16	w. threading		52	HDC 06B TOLU 1PG16G	**1652640000**
PG 21	w. threading		72	HDC 16D TOLU 1PG21G	**1652680000**
PG 29	w. threading		72	HDC 16D TOLU 1PG29G	**1652700000**

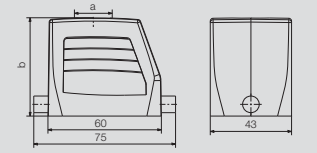

Cover

	Version	Type	Order No.
	For hoods	HDC 06B DMDL 1LB	**1665210000**

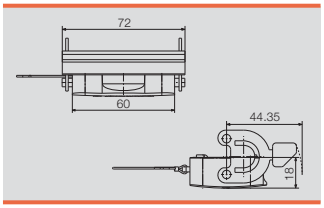

«ЭЛЕКТРО-ПРОФИ» - http://www.ep.ru

End locking, lower side

Size 3

Base

Bulkhead housing

	Version	Cover	b (mm)	Type	Order No.
			29	HDC 06B ALU	**1202100000**
		with cover	47	HDC 06B ADLU	**1202500000**
			27.8	HDC 06B ALU O-RING	**1019870000**

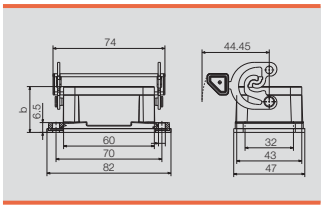

Base housing

a	Version	Cover	b (mm)	Type	Order No.
M 20	w. threading		54	HDC 06B SLU 1M20G	**1900460000**
M 20	w. threading	with cover	72	HDC 06B SDLU 1M20G	**1900360000**
M 20	w. threading		54	HDC 06B SLU 2M20G	**1788140000**
M 20	w. threading	with cover	72	HDC 06B SDLU 2M20G	**1788170000**
M 25	w. threading		54	HDC 06B SLU 1M25G	**1900480000**
M 25	w. threading	with cover	72	HDC 06B SDLU 1M25G	**1900380000**
M 25	w. threading		74	HDC 16D SLU 1M25G	**1900880000**
M 25	w. threading	with cover	92	HDC 16D SDLU 1M25G	**1900820000**
M 25	w. threading		54	HDC 06B SLU 2M25G	**1788130000**
M 25	w. threading		74	HDC 16D SLU 2M25G	**1787520000**
M 25	w. threading	with cover	92	HDC 16D SDLU 2M25G	**1787540000**
M 25	w. threading	with cover	72	HDC 06B SDLU 2M25G	**1788160000**
M 32	w. threading		74	HDC 16D SLU 1M32G	**1900900000**
M 32	w. threading		74	HDC 16D SLU 2M32G	**1787510000**
PG 16	w. threading		54	HDC 06B SLU 1PG16G	**1652750000**
PG 16	w. threading	with cover	72	HDC 06B SDLU 1PG16G	**1652980000**
PG 16	w. threading		54	HDC 06B SLU 2PG16G	**1652760000**
PG 16	w. threading	with cover	72	HDC 06B SDLU 2PG16G	**1652990000**
PG 21	w. threading		74	HDC 16D SLU 2PG21G	**1652840000**

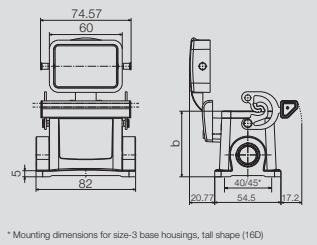

* Mounting dimensions for size-3 base housings, tall shape (16D)

Coupling housing

a	Version	Cover	b (mm)	Type	Order No.
M 25	w. threading		55	HDC 06B KLU 1M25G	**1021330000**
PG 21	w. threading		75	HDC 16D KLU 1PG21G	**1653230000**
PG 16	w. threading		55	HDC 06B KLU 1PG16G	**1653200000**

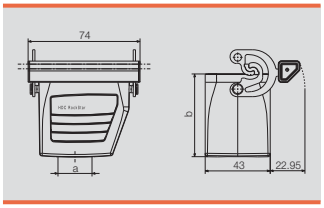

Cover

	Version	Type	Order No.
	For bases	HDC 06B DODL 2BO	**1665200000**

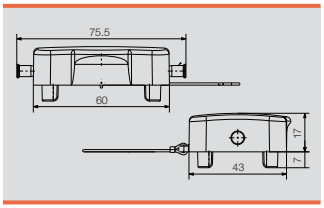

«ЭЛЕКТРО-ПРОФИ» - http://www.ep.ru

RockStar® Housings IP66 / NEMA Type 4X

Side locking, lower side

Size 4

Hood

Plug housing, cable entry sideways

a	Version	Cover	b (mm)	Type	Order No.
M 20	w. threading		52	HDC 10B TSBU 1M20G	**1787560000**
M 25	w. threading		52	HDC 10B TSBU 1M25G	**1787550000**
M 25	w. threading		72	HDC 24D TSBU 1M25G	**1787240000**
M 32	w. threading		72	HDC 24D TSBU 1M32G	**1787230000**
PG 16	w. threading		52	HDC 10B TSBU 1PG16G	**1654070000**
PG 21	w. threading		52	HDC 10B TSBU 1PG21G	**1654090000**
PG 21	w. threading		72	HDC 24D TSBU 1PG21G	**1654150000**
PG 29	w. threading		72	HDC 24D TSBU 1PG29G	**1654170000**

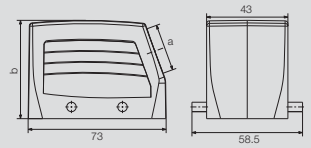

Plug housing, cable entry at top

a	Version	Cover	b (mm)	Type	Order No.
M 20	w. threading		52	HDC 10B TOBU 1M20G	**1787600000**
M 25	w. threading		52	HDC 10B TOBU 1M25G	**1787590000**
M 25	w. threading		72	HDC 24D TOBU 1M25G	**1787300000**
M 32	w. threading		72	HDC 24D TOBU 1M32G	**1787290000**
PG 16	w. threading		52	HDC 10B TOBU 1PG16G	**1654220000**
PG 21	w. threading		52	HDC 10B TOBU 1PG21G	**1654240000**
PG 29	w. threading		72	HDC 24D TOBU 1PG29G	**1654320000**

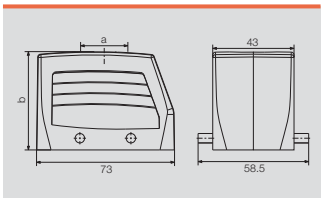

Cover

	Version	Type	Order No.
	For hoods	HDC 10B DMDQ 2QB	**1665240000**

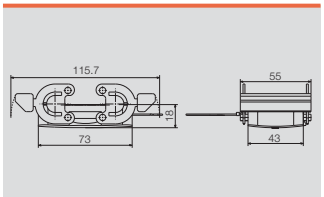

«ЭЛЕКТРО-ПРОФИ» - http://www.ep.ru

Side locking, lower side

Size 4

Base

Bulkhead housing

	Version	Cover	b (mm)	Type	Order No.
			29.3	HDC 10B ABU	**1205000000**

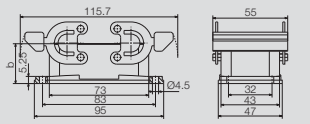

Base housing

a	Version	Cover	b (mm)	Type	Order No.
M 20	w. threading		57	HDC 10B SBU 1M20G	**1901360000**
M 20	w. threading		57	HDC 10B SBU 2M20G	**1787640000**
M 25	w. threading		57	HDC 10B SBU 1M25G	**1901370000**
M 25	w. threading		57	HDC 10B SBU 2M25G	**1787630000**
M 25	w. threading		74	HDC 24D SBU 1M25G	**1903210000**
M 25	w. threading		74	HDC 24D SBU 2M25G	**1787350000**
M 32	w. threading		74	HDC 24D SBU 1M32G	**1903220000**
M 32	w. threading		74	HDC 24D SBU 2M32G	**1787360000**
PG 16	w. threading		57	HDC 10B SBU 1PG16G	**1654370000**
PG 16	w. threading		57	HDC 10B SBU 2PG16G	**1654380000**
PG 21	w. threading		74	HDC 24D SBU 2PG21G	**1654450000**
PG 29	w. threading		74	HDC 24D SBU 1PG29G	**1654470000**

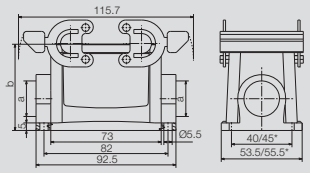

* Mounting dimensions and base width for size-4 base housings, tall shape (24D)

Coupling housing

a	Version	Cover	b (mm)	Type	Order No.
M 20	w. threading		55	HDC 10B KBU 1M20G	**1787720000**
M 25	w. threading		55	HDC 10B KBU 1M25G	**1021250000**
PG 16	w. threading		55	HDC 10B KBU 1PG16G	**1654580000**

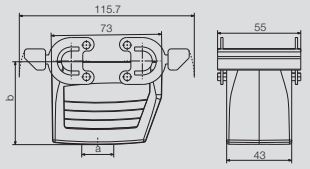

Cover

	Version	Type	Order No.
	For bases	HDC 10B DODQ 4BO	**1665230000**

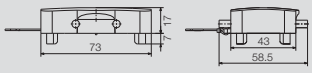

«ЭЛЕКТРО-ПРОФИ» - http://www.ep.ru

RockStar® Housings IP66 / NEMA Type 4X

End locking, lower side

Size 4

Hood

Plug housing, cable entry sideways

a	Version	Cover	b (mm)	Type	Order No.
M 25	w. threading		52	HDC 10B TSLU 1M25G	**1787580000**
M 25	w. threading		72	HDC 24D TSLU 1M25G	**1787280000**
M 32	w. threading		72	HDC 24D TSLU 1M32G	**1787270000**
PG 16	w. threading		52	HDC 10B TSLU 1PG16G	**1655210000**
PG 21	w. threading		72	HDC 24D TSLU 1PG21G	**1655250000**
PG 29	w. threading		72	HDC 24D TSLU 1PG29G	**1655270000**

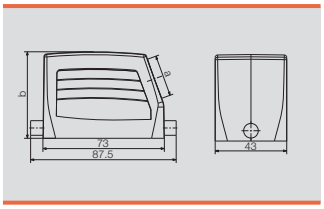

Plug housing, cable entry at top

a	Version	Cover	b (mm)	Type	Order No.
M 25	w. threading		52	HDC 10B TOLU 1M25G	**1787620000**
M 25	w. threading		72	HDC 24D TOLU 1M25G	**1787340000**
M 32	w. threading		72	HDC 24D TOLU 1M32G	**1787330000**
PG 16	w. threading		52	HDC 10B TOLU 1PG16G	**1655320000**
PG 21	w. threading		72	HDC 24D TOLU 1PG21G	**1655360000**
PG 29	w. threading		72	HDC 24D TOLU 1PG29G	**1655380000**

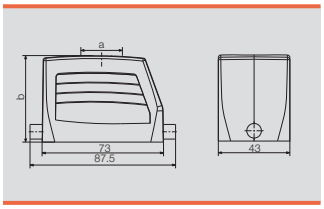

«ЭЛЕКТРО-ПРОФИ» - http://www.ep.ru

End locking, lower side

Size 4

Base

Bulkhead housing

	Version	Cover	b (mm)	Type	Order No.
			29.3	HDC 10B ALU	**1206100000**
		with cover	47	HDC 10B ADLU	**1206500000**

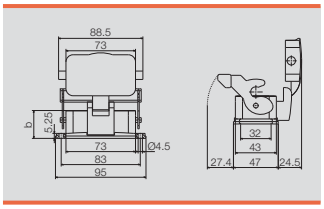

Base housing

a	Version	Cover	b (mm)	Type	Order No.
M 20	w. threading		57	HDC 10B SLU 1M20G	**1901620000**
M 20	w. threading	with cover	79.5	HDC 10B SDLU 1M20G	**1901570000**
M 20	w. threading		57	HDC 10B SLU 2M20G	**1787660000**
M 20	w. threading	with cover	79.5	HDC 10B SDLU 2M20G	**1787700000**
M 25	w. threading		57	HDC 10B SLU 1M25G	**1901640000**
M 25	w. threading	with cover	96.5	HDC 24D SDLU 1M25G	**1903410000**
M 25	w. threading		57	HDC 10B SLU 2M25G	**1787650000**
M 25	w. threading	with cover	96.5	HDC 24D SDLU 2M25G	**1787420000**
M 32	w. threading		74	HDC 24D SLU 1M32G	**1903560000**
M 32	w. threading	with cover	96.5	HDC 24D SDLU 1M32G	**1903510000**
M 32	w. threading		74	HDC 24D SLU 2M32G	**1787370000**
M 32	w. threading	with cover	96.5	HDC 24D SDLU 2M32G	**1787410000**
PG 16	w. threading		57	HDC 10B SLU 2PG16G	**1655470000**
PG 16	w. threading	with cover	79.5	HDC 10B SDLU 2PG16G	**1655680000**

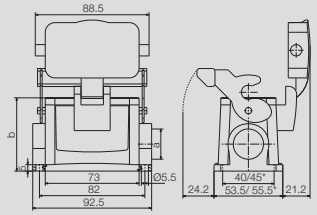

* Mounting dimensions and base width for size-4 base housings, tall shape (24D)

Coupling housing

a	Version	Cover	b (mm)	Type	Order No.
M 20	w. threading		55	HDC 10B KLU 1M20G	**1787740000**
M 25	w. threading		55	HDC 10B KLU 1M25G	**1787730000**
M 25	w. threading		75	HDC 24D KLU 1M25G	**1787460000**
M 32	w. threading		75	HDC 24D KLU 1M32G	**1787450000**
PG 16	w. threading		55	HDC 10B KLU 1PG16G	**1655890000**

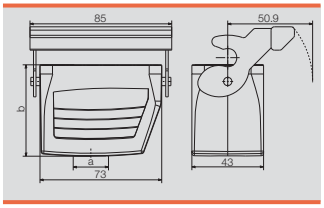

«ЭЛЕКТРО-ПРОФИ» - http://www.ep.ru

«ЭЛЕКТРО-ПРОФИ» - http://www.ep.ru

Side locking, upper side

Size 4

Hood

Plug housing, cable entry sideways

a	Version	Cover	b (mm)	Type	Order No.
M 25	w. threading		52	HDC 10B TSBO 1M25G	**1787570000**
M 25	w. threading		72	HDC 24D TSBO 1M25G	**1787260000**
M 32	w. threading		72	HDC 24D TSBO 1M32G	**1787250000**
PG 16	w. threading		52	HDC 10B TSBO 1PG16G	**1654750000**
PG 16	w. threading		72	HDC 24D TSBO 1PG16G	**1654810000**
PG 21	w. threading		72	HDC 24D TSBO 1PG21G	**1654790000**

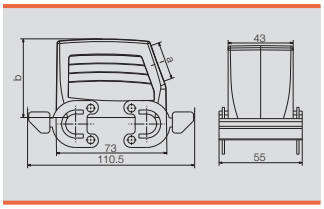

Plug housing, cable entry at top

a	Version	Cover	b (mm)	Type	Order No.
M 25	w. threading		52	HDC 10B TOBO 1M25G	**1787610000**
PG 16	w. threading		52	HDC 10B TOBO 1PG16G	**1654860000**
PG 29	w. threading		72	HDC 24D TOBO 1PG29G	**1654920000**

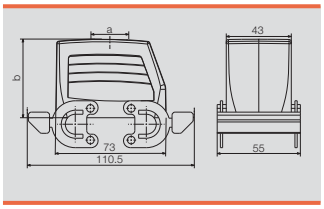

Cover

	Version	Type	Order No.
	For hoods	HDC 10B DMDQ 4BO	**1665250000**

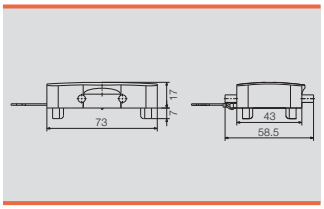

Base

Bulkhead housing

	Version	Cover	b (mm)	Type	Order No.
				HDC 10B ABO	**1052430000**
		with cover	51.6	HDC 10B ADBO	**1205600000**

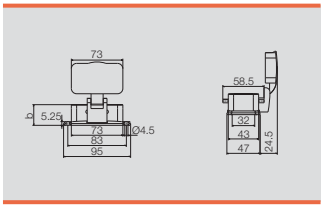

Base housing

a	Version	Cover	b (mm)	Type	Order No.
M 20	w. threading	with cover	79.5	HDC 10B SDBO 1M20G	**1901490000**
M 20	w. threading	with cover	79.5	HDC 10B SDBO 2M20G	**1787680000**
M 25	w. threading	with cover	79.5	HDC 10B SDBO 1M25G	**1901510000**
M 25	w. threading	with cover	96.5	HDC 24D SDBO 1M25G	**1903370000**
M 25	w. threading	with cover	79.5	HDC 10B SDBO 2M25G	**1787670000**
M 25	w. threading	with cover	96.5	HDC 24D SDBO 2M25G	**1787400000**
PG 16	w. threading	with cover	79.5	HDC 10B SDBO 2PG16G	**1655000000**

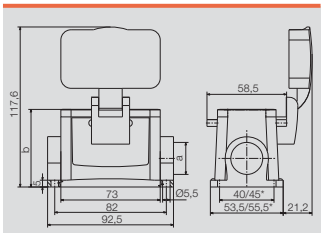

* Mounting dimensions and base width for size-4 base housings, tall shape (24D)

Cover

	Version	Type	Order No.
	For bases	HDC 10B DODQ 2QB	**1009080000**

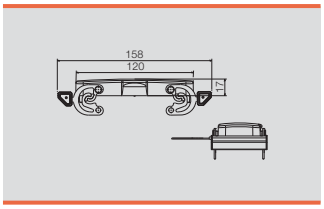

«ЭЛЕКТРО-ПРОФИ» - http://www.ep.ru

RockStar® Housings IP66 / NEMA Type 4X

Central-locking clamp

Size 4

Hood

Plug housing, cable entry sideways

a	Version	Cover	b (mm)	Type	Order No.
M 25	w. threading		72	HDC 24D TSZO 1M25G	**1903610000**
PG 21	w. threading		72	HDC 24D TSZO 1PG21G	**1968360000**

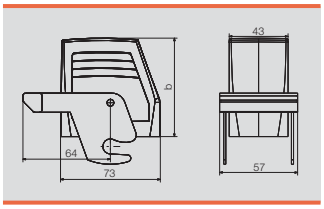

Base

Bulkhead housing

	Version	Cover	b (mm)	Type	Order No.
			29.3	HDC 10B AZO	**1901700000**

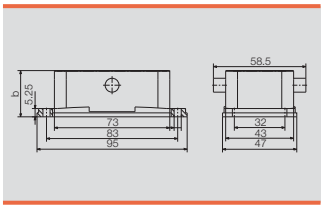

Base housing

a	Version	Cover	b (mm)	Type	Order No.
PG 21	w. threading		74	HDC 24D SZO 2PG21G	**1968350000**

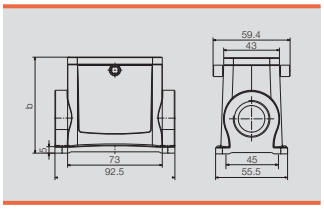

«ЭЛЕКТРО-ПРОФИ» - http://www.ep.ru

«ЭЛЕКТРО-ПРОФИ» - http://www.ep.ru

RockStar® Housings IP66 / NEMA Type 4X

End locking, lower side

Size 5

Hood

Plug housing, cable entry sideways

a	Version	Cover	b (mm)	Type	Order No.
M 20	w. threading		58	HDC 16A TSLU 1M20G	**1041760000**
M 20	w. threading		72	HDC 25A TSLU 1M20G	**1788680000**
M 25	w. threading		58	HDC 16A TSLU 1M25G	**1788740000**
M 25	w. threading		72	HDC 25A TSLU 1M25G	**1788690000**
PG 16	w. threading		58	HDC 16A TSLU 1PG16G	**1664690000**
PG 16	w. threading		72	HDC 25A TSLU 1PG16G	**1664730000**
PG 21	w. threading		72	HDC 25A TSLU 1PG21G	**1664750000**

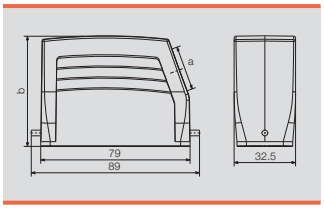

Plug housing, cable entry at top

a	Version	Cover	b (mm)	Type	Order No.
M 20	w. threading		72	HDC 25A TOLU 1M20G	**1788710000**
M 25	w. threading		58	HDC 16A TOLU 1M25G	**1788750000**
M 25	w. threading		72	HDC 25A TOLU 1M25G	**1788700000**
PG 16	w. threading		58	HDC 16A TOLU 1PG16G	**1664810000**
PG 21	w. threading		72	HDC 25A TOLU 1PG21G	**1664870000**

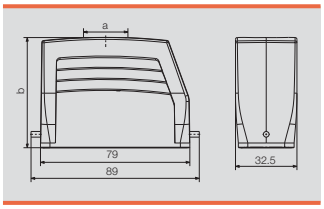

Cover

	Version	Type	Order No.
	For hoods	HDC 16A DODL 1LB	**1665900000**

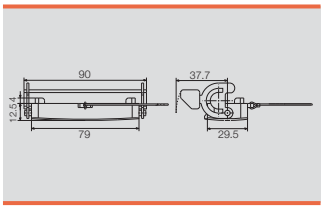

«ЭЛЕКТРО-ПРОФИ» - http://www.ep.ru

End locking, lower side

Size 5

Base

Bulkhead housing

	Version	Cover	b (mm)	Type	Order No.
			25	HDC 16A ALU	**1664920000**
		with cover	44.5	HDC 16A ADLU	**1664940000**

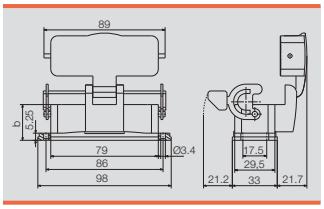

Base housing

a	Version	Cover	b (mm)	Type	Order No.
M 20	w. threading		57	HDC 16A SLU 2M20G	**1788770000**
M 20	w. threading	with cover	76.5	HDC 16A SDLU 2M20G	**1788790000**
M 25	w. threading		57	HDC 16A SLU 2M25G	**1788760000**
M 25	w. threading	with cover	76.5	HDC 16A SDLU 2M25G	**1788780000**
PG 16	w. threading		57	HDC 16A SLU 2PG16G	**1665070000**
PG 16	w. threading	with cover	76.5	HDC 16A SDLU 2PG16G	**1665300000**
PG 21	w. threading		57	HDC 16A SLU 1PG21G	**1665090000**

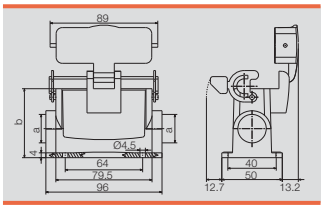

Coupling housing

a	Version	Cover	b (mm)	Type	Order No.
M 25	w. threading		53	HDC 16A KLU 1M25G	**1788800000**
PG 16	w. threading		53	HDC 16A KLU 1PG16G	**1665450000**

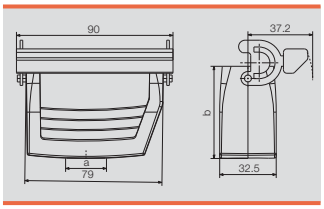

Cover

	Version		Type	Order No.
	For bases		HDC 16A DMDL 2BO	**1665910000**

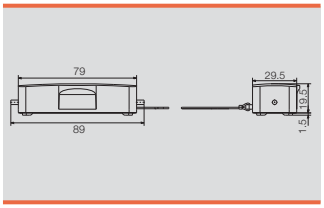

«ЭЛЕКТРО-ПРОФИ» - http://www.ep.ru

RockStar® Housings IP66 / NEMA Type 4X

Side locking, lower side

Size 6

Hood

Plug housing, cable entry sideways

a	Version	Cover	b (mm)	Type	Order No.
M 25	w. threading		61	HDC 16B TSBU 1M25G	**1788180000**
M 25	w. threading		76	HDC 40D TSBU 1M25G	**1787010000**
M 32	w. threading		76	HDC 40D TSBU 1M32G	**1787000000**
M 40	w. threading		61	HDC 16B TSBU 1M40G	**1809620000**
M 40	w. threading		76	HDC 40D TSBU 1M40G	**1904800000**
PG 21	w. threading		61	HDC 16B TSBU 1PG21G	**1656480000**
PG 21	w. threading		76	HDC 40D TSBU 1PG21G	**1656520000**
PG 29	w. threading		76	HDC 40D TSBU 1PG29G	**1656540000**

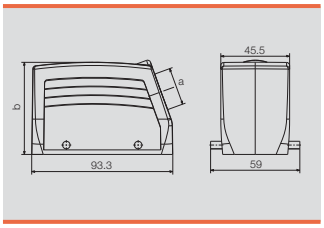

Plug housing, cable entry at top

a	Version	Cover	b (mm)	Type	Order No.
M 25	w. threading		61	HDC 16B TOBU 1M25G	**1788210000**
M 25	w. threading		76	HDC 40D TOBU 1M25G	**1787070000**
M 32	w. threading		76	HDC 40D TOBU 1M32G	**1787060000**
PG 21	w. threading		61	HDC 16B TOBU 1PG21G	**1656590000**
PG 21	w. threading		76	HDC 40D TOBU 1PG21G	**1656630000**
PG 29	w. threading		76	HDC 40D TOBU 1PG29G	**1656650000**

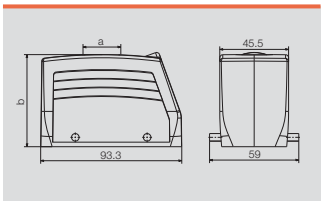

Cover

	Version	Type	Order No.
	For hoods	HDC 16B DMDQ 2QB	**1665270000**

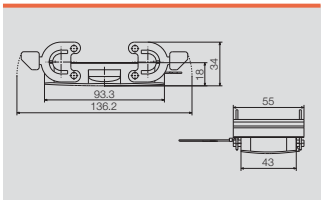

«ЭЛЕКТРО-ПРОФИ» - http://www.ep.ru

Side locking, lower side

Size 6

Base

Bulkhead housing

	Version	Cover	b (mm)	Type	Order No.
			29	HDC 16B ABU	**1208600000**

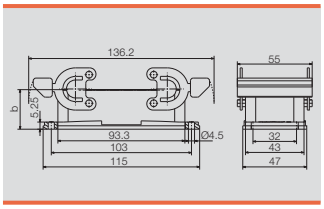

Base housing

a	Version	Cover	b (mm)	Type	Order No.
M 25	w. threading		64	HDC 16B SBU 1M25G	**1899980000**
M 25	w. threading		84	HDC 40D SBU 1M25G	**1902970000**
M 25	w. threading		64	HDC 16B SBU 2M25G	**1788240000**
M 25	w. threading		84	HDC 40D SBU 2M25G	**1787120000**
M 32	w. threading		84	HDC 40D SBU 1M32G	**1902990000**
M 32	w. threading		84	HDC 40D SBU 2M32G	**1787110000**
PG 21	w. threading		64	HDC 16B SBU 1PG21G	**1656720000**
PG 21	w. threading		64	HDC 16B SBU 2PG21G	**1656730000**
PG 21	w. threading		84	HDC 40D SBU 2PG21G	**1656810000**
PG 29	w. threading		84	HDC 40D SBU 1PG29G	**1656830000**
PG 29	w. threading		84	HDC 40D SBU 2PG29G	**1656840000**

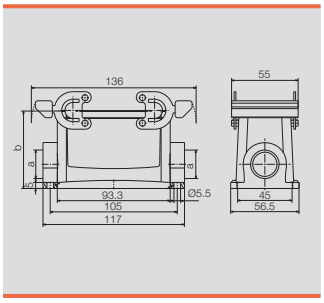

Coupling housing

a	Version	Cover	b (mm)	Type	Order No.
M 25	w. threading		79	HDC 40D KBU 1M25G	**1787200000**
M 32	w. threading		79	HDC 40D KBU 1M32G	**1787190000**
PG 21	w. threading		64	HDC 16B KBU 1PG21G	**1657270000**
PG 21	w. threading		79	HDC 40D KBU 1PG21G	**1657310000**
PG 29	w. threading		79	HDC 40D KBU 1PG29G	**1967670000**

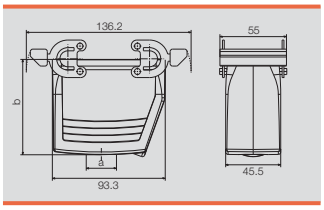

Cover

	Version	Type	Order No.
	For bases	HDC 16B DODQ 4BO	**1665260000**

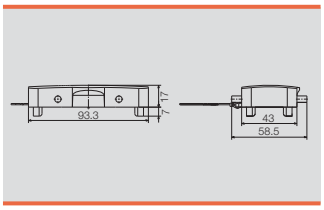

«ЭЛЕКТРО-ПРОФИ» - http://www.ep.ru

RockStar® Housings IP66 / NEMA Type 4X

End locking, lower side

Size 6

Hood

Plug housing, cable entry sideways

a	Version	Cover	b (mm)	Type	Order No.
M 25	w. threading		61	HDC 16B TSLU 1M25G	**1788200000**
M 25	w. threading		76	HDC 40D TSLU 1M25G	**1787050000**
M 32	w. threading		61	HDC 16B TSLU 1M32G	**1804640000**
M 32	w. threading		76	HDC 40D TSLU 1M32G	**1787040000**
M 40	w. threading		76	HDC 40D TSLU 1M40G	**1804650000**
PG 21	w. threading		61	HDC 16B TSLU 1PG21G	**1657850000**
PG 21	w. threading		76	HDC 40D TSLU 1PG21G	**1657890000**
PG 29	w. threading		76	HDC 40D TSLU 1PG29G	**1657910000**

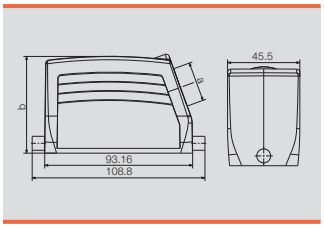

Plug housing, cable entry at top

a	Version	Cover	b (mm)	Type	Order No.
M 25	w. threading		61	HDC 16B TOLU 1M25G	**1788230000**
M 32	w. threading		61	HDC 16B TOLU 1M32G	**1804630000**
M 32	w. threading		76	HDC 40D TOLU 1M32G	**1787100000**
PG 21	w. threading		61	HDC 16B TOLU 1PG21G	**1657960000**
PG 29	w. threading		76	HDC 40D TOLU 1PG29G	**1658020000**

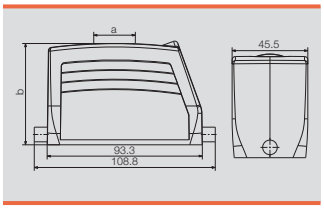

«ЭЛЕКТРО-ПРОФИ» - http://www.ep.ru

End locking, lower side

Size 6

Base

Bulkhead housing

	Version	Cover	b (mm)	Type	Order No.
			29	HDC 16B ALU	**1209700000**
		with cover	47	HDC 16B ADLU	**1210100000**

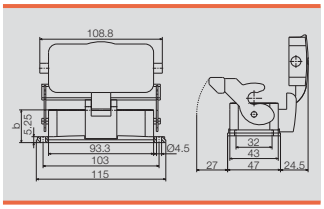

Base housing

a	Version	Cover	b (mm)	Type	Order No.
M 25	w. threading		64	HDC 16B SLU 1M25G	**1900170000**
M 25	w. threading	with cover	102	HDC 40D SDLU 1M25G	**1903070000**
M 25	w. threading		64	HDC 16B SLU 2M25G	**1788250000**
M 25	w. threading	with cover	82	HDC 16B SDLU 2M25G	**1788270000**
M 25	w. threading	with cover	102	HDC 40D SDLU 2M25G	**1787180000**
M 32	w. threading		84	HDC 40D SLU 1M32G	**1903110000**
M 32	w. threading	with cover	102	HDC 40D SDLU 1M32G	**1903080000**
M 32	w. threading		84	HDC 40D SLU 2M32G	**1804660000**
M 32	w. threading	with cover	102	HDC 40D SDLU 2M32G	**1787170000**
PG 21	w. threading		64	HDC 16B SLU 1PG21G	**1658110000**
PG 21	w. threading	with cover	82	HDC 16B SDLU 1PG21G	**1658320000**
PG 21	w. threading		64	HDC 16B SLU 2PG21G	**1658120000**
PG 21	w. threading	with cover	82	HDC 16B SDLU 2PG21G	**1658330000**
PG 29	w. threading	with cover	102	HDC 40D SDLU 1PG29G	**1658410000**

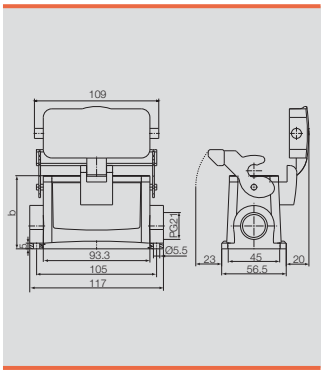

Coupling housing

a	Version	Cover	b (mm)	Type	Order No.
M 25	w. threading		64	HDC 16B KLU 1M25G	**1788290000**
M 25	w. threading		79	HDC 40D KLU 1M25G	**1787220000**

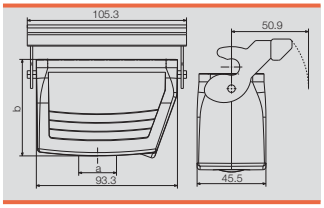

«ЭЛЕКТРО-ПРОФИ» - http://www.ep.ru

RockStar® Housings IP66 / NEMA Type 4X

Side locking, upper side

Size 6

Hood

Plug housing, cable entry sideways

a	Version	Cover	b (mm)	Type	Order No.
M 25	w. threading		61	HDC 16B TSBO 1M25G	**1788190000**
M 25	w. threading		76	HDC 40D TSBO 1M25G	**1787030000**
M 32	w. threading		76	HDC 40D TSBO 1M32G	**1787020000**
PG 21	w. threading		61	HDC 16B TSBO 1PG21G	**1657380000**
PG 21	w. threading		76	HDC 40D TSBO 1PG21G	**1657420000**

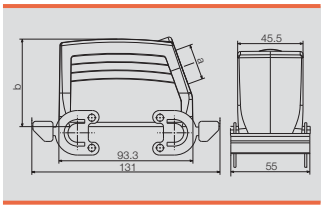

Plug housing, cable entry at top

a	Version	Cover	b (mm)	Type	Order No.
M 25	w. threading		61	HDC 16B TOBO 1M25G	**1788220000**
PG 21	w. threading		61	HDC 16B TOBO 1PG21G	**1657490000**
PG 29	w. threading		76	HDC 40D TOBO 1PG29G	**1657550000**

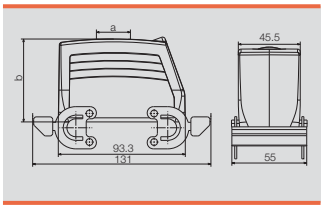

Cover

	Version	Type	Order No.
	For hoods	HDC 16B DMDQ 4BO	**1665620000**

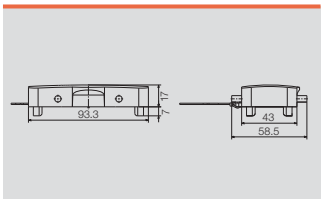

«ЭЛЕКТРО-ПРОФИ» - http://www.ep.ru

Side locking, upper side

Size 6

Base

Bulkhead housing

	Version	Cover	b (mm)	Type	Order No.
		with cover	47	HDC 16B ADBO	**1209200000**

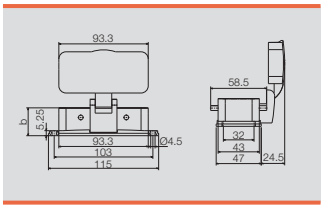

Base housing

a	Version	Cover	b (mm)	Type	Order No.
M 25	w. threading	with cover	82	HDC 16B SDBO 1M25G	**1900080000**
M 25	w. threading	with cover	82	HDC 16B SDBO 2M25G	**1788260000**
PG 21	w. threading	with cover	82	HDC 16B SDBO 2PG21G	**1657640000**

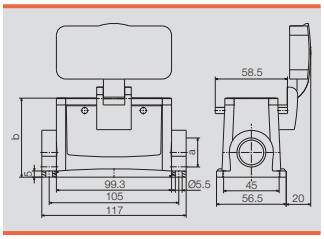

Cover

	Version	Type	Order No.
	For bases	HDC 16B DODQ 2QB	**1009090000**

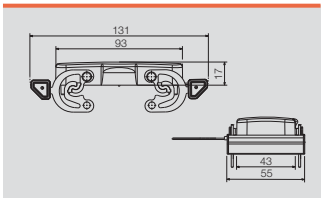

«ЭЛЕКТРО-ПРОФИ» - http://www.ep.ru

Side locking, lower side

Size 7

Hood

Plug housing, cable entry sideways

a	Version	Cover	b (mm)	Type	Order No.
M 25	w. threading		75	HDC 32A TSBU 1M25G	**1787960000**
M 32	w. threading		75	HDC 32A TSBU 1M32G	**1787950000**
PG 21	w. threading		75	HDC 32A TSBU 1PG21G	**1665670000**
PG 29	w. threading		75	HDC 32A TSBU 1PG29G	**1665690000**

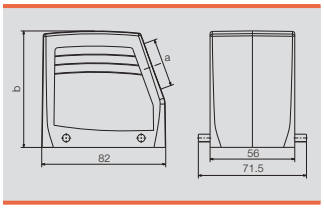

Plug housing, cable entry at top

a	Version	Cover	b (mm)	Type	Order No.
M 32	w. threading		75	HDC 32A TOBU 1M32G	**1787990000**
PG 21	w. threading		75	HDC 32A TOBU 1PG21G	**1665790000**
PG 29	w. threading		75	HDC 32A TOBU 1PG29G	**1665810000**

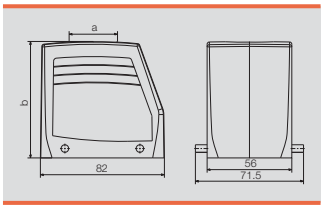

Cover

	Version	Type	Order No.
	For hoods	HDC 32A DMDQ 2QB	**1665930000**

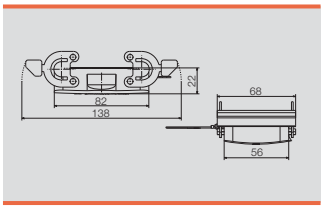

«ЭЛЕКТРО-ПРОФИ» - http://www.ep.ru

Side locking, lower side

Size 7

Base

Bulkhead housing

	Version	Cover	b (mm)	Type	Order No.
			28.4	HDC 32A ABU	**1665860000**

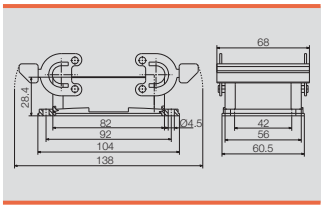

Base housing

a	Version	Cover	b (mm)	Type	Order No.
M 25	w. threading		75	HDC 32A SBU 1M25G	**1903870000**
M 25	w. threading		75	HDC 32A SBU 2M25G	**1788040000**
PG 21	w. threading		75	HDC 32A SBU 2PG21G	**1665980000**
PG 29	w. threading		75	HDC 32A SBU 1PG29G	**1666010000**

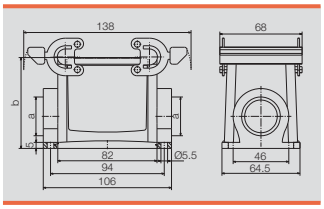

Coupling housing

a	Version	Cover	b (mm)	Type	Order No.
M 25	w. threading		76.5	HDC 32A KBU 1M25G	**1788080000**
M 32	w. threading		76.5	HDC 32A KBU 1M32G	**1788070000**

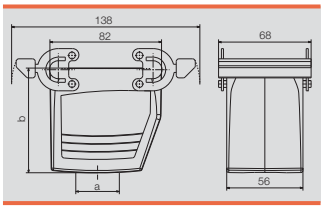

Cover

	Version		Type	Order No.
	For bases		HDC 32A DODQ 4BO	**1665920000**

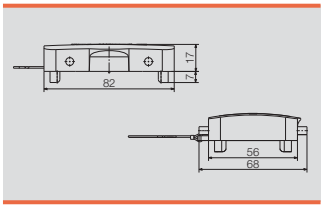

«ЭЛЕКТРО-ПРОФИ» - http://www.ep.ru

RockStar® Housings IP66 / NEMA Type 4X

Side locking, upper side

Size 7

Hood

Plug housing, cable entry sideways

a	Version	Cover	b (mm)	Type	Order No.
M 25	w. threading		75	HDC 32A TSBO 1M25G	**1787980000**
M 32	w. threading		75	HDC 32A TSBO 1M32G	**1787970000**
PG 29	w. threading		75	HDC 32A TSBO 1PG29G	**1666270000**

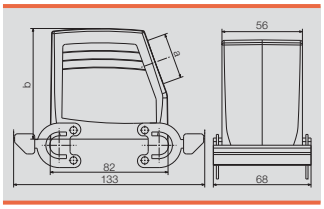

Plug housing, cable entry at top

a	Version	Cover	b (mm)	Type	Order No.
M 32	w. threading		77	HDC 32A TOBO 1M32G	**1788010000**

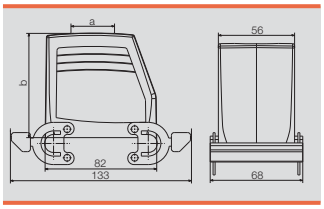

Base

Bulkhead housing

	Version	Cover	b (mm)	Type	Order No.
		with cover	46.4	HDC 32A ADBO	**1666440000**

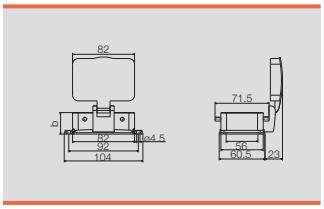

Base housing

a	Version	Cover	b (mm)	Type	Order No.
M 25	w. threading	with cover	97	HDC 32A SDBO 1M25G	**1903900000**
M 25	w. threading	with cover	97	HDC 32A SDBO 2M25G	**1788060000**
M 32	w. threading	with cover	97	HDC 32A SDBO 1M32G	**1903910000**
M 32	w. threading	with cover	97	HDC 32A SDBO 2M32G	**1788050000**
PG 21	w. threading	with cover	97	HDC 32A SDBO 1PG21G	**1666550000**
PG 29	w. threading	with cover	97	HDC 32A SDBO 1PG29G	**1666590000**

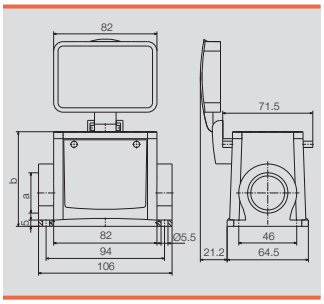

«ЭЛЕКТРО-ПРОФИ» - http://www.ep.ru

«ЭЛЕКТРО-ПРОФИ» - http://www.ep.ru

RockStar® Housings IP66 / NEMA Type 4X

Side locking, lower side

Size 8

Hood

Plug housing, cable entry sideways

a	Version	Cover	b (mm)	Type	Order No.
M 25	w. threading		61	HDC 24B TSBU 1M25G	**1787760000**
M 25	w. threading		76	HDC 64D TSBU 1M25G	**1786780000**
M 32	w. threading		61	HDC 24B TSBU 1M32G	**1787750000**
M 32	w. threading		76	HDC 64D TSBU 1M32G	**1786770000**
M 40	w. threading		61	HDC 24B TSBU 1M40G	**1902480000**
M 40	w. threading		76	HDC 64D TSBU 1M40G	**1809630000**
PG 21	w. threading		61	HDC 24B TSBU 1PG21G	**1661230000**
PG 21	w. threading		76	HDC 64D TSBU 1PG21G	**1661300000**
PG 29	w. threading		61	HDC 24B TSBU 1PG29G	**1661240000**
PG 29	w. threading		76	HDC 64D TSBU 1PG29G	**1661320000**

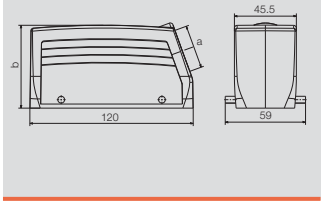

Plug housing, cable entry at top

a	Version	Cover	b (mm)	Type	Order No.
M 25	w. threading		61	HDC 24B TOBU 1M25G	**1787820000**
M 32	w. threading		61	HDC 24B TOBU 1M32G	**1787810000**
M 32	w. threading		76	HDC 64D TOBU 1M32G	**1786830000**
M 32	w. threading		76	HDC 64D TOBU 2M32G	**1009710000**
M 40	w. threading		61	HDC 24B TOBU 1M40G	**1902980000**
M 40	w. threading		61	HDC 64D TOBU 1M40G	**1045560000**
PG 21	w. threading		61	HDC 24B TOBU 1PG21G	**1661370000**
PG 21	w. threading		76	HDC 64D TOBU 1PG21G	**1661440000**
PG 29	w. threading		61	HDC 24B TOBU 1PG29G	**1661380000**
PG 29	w. threading		76	HDC 64D TOBU 1PG29G	**1661460000**

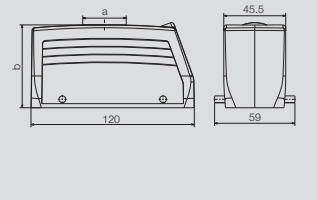

Cover

	Version	Type	Order No.
	For hoods	HDC 24B DMDQ 2QB	**1665640000**

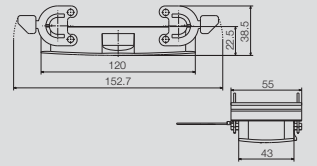

Side-locking clamp on the bottom section

Size 8

upper section

XXL connector housing, cable exit on side

a	Version	Cover	B (mm)	Type	Order No.
M50	with threading		94	HDC 64D TSBU 1M50G	**1111130000**

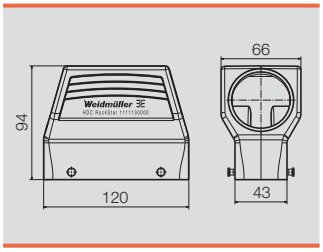

XXL connector housing, cable exit on top

a	Version	Cover	B (mm)	Type	Order No.
M50	with threading		94	HDC 64D TOBU 1M50G	**1111140000**

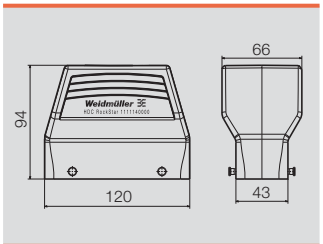

«ЭЛЕКТРО-ПРОФИ» - http://www.ep.ru

Side locking, lower side

Size 8

Base

Bulkhead housing

	Version	Cover	b (mm)	Type	Order No.
			29.3	HDC 24B ABU	**1212400000**

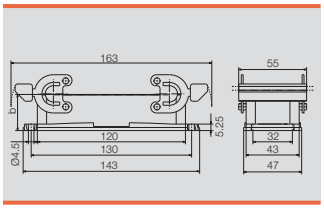

Base housing

a	Version	Cover	b (mm)	Type	Order No.
M 25	w. threading		64	HDC 24B SBU 1M25G	**1901150000**
M 25	w. threading		84	HDC 64D SBU 1M25G	**1904340000**
M 25	w. threading		64	HDC 24B SBU 2M25G	**1787870000**
M 25	w. threading		84	HDC 64D SBU 2M25G	**1786890000**
M 32	w. threading		84	HDC 64D SBU 1M32G	**1904350000**
M 32	w. threading		84	HDC 64D SBU 2M32G	**1786880000**
PG 21	w. threading		64	HDC 24B SBU 1PG21G	**1661510000**
PG 21	w. threading		64	HDC 24B SBU 2PG21G	**1661520000**
PG 21	w. threading		84	HDC 64D SBU 2PG21G	**1661590000**
PG 29	w. threading		84	HDC 64D SBU 2PG29G	**1661630000**

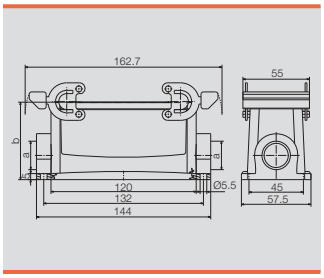

Coupling housing

a	Version	Cover	b (mm)	Type	Order No.
M 25	w. threading		65	HDC 24B KBU 1M25G	**1787920000**
M 32	w. threading		79	HDC 64D KBU 1M32G	**1786960000**
PG 21	w. threading		65	HDC 24B KBU 1PG21G	**1661720000**
PG 29	w. threading		65	HDC 24B KBU 1PG29G	**1661730000**
PG 29	w. threading		79	HDC 64D KBU 1PG29G	**1661810000**

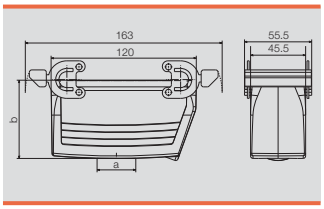

Cover

	Version	Type	Order No.
	For bases	HDC 24B DODQ 4BO	**1665630000**

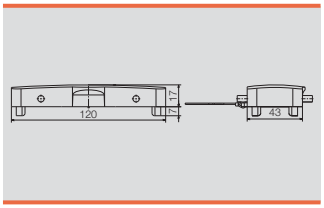

«ЭЛЕКТРО-ПРОФИ» - http://www.ep.ru

RockStar® Housings IP66 / NEMA Type 4X

End locking, lower side

Size 8

Hood

Plug housing, cable entry sideways

a	Version	Cover	b (mm)	Type	Order No.
M 25	w. threading		61	HDC 24B TSLU 1M25G	**1787800000**
M 32	w. threading		61	HDC 24B TSLU 1M32G	**1787790000**
M 32	w. threading		76	HDC 64D TSLU 1M32G	**1786810000**
M 40	w. threading		76	HDC 64D TSLU 1M40G	**1804610000**
PG 21	w. threading		76	HDC 64D TSLU 1PG21G	**1662470000**
PG 21	w. threading		61	HDC 24B TSLU 1PG21G	**1662390000**
PG 29	w. threading		61	HDC 24B TSLU 1PG29G	**1662410000**
PG 29	w. threading		76	HDC 64D TSLU 1PG29G	**1662490000**

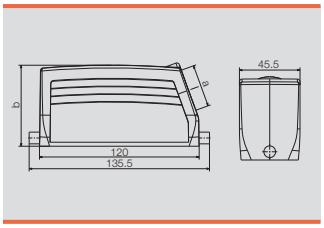

Plug housing, cable entry at top

a	Version	Cover	b (mm)	Type	Order No.
M 25	w. threading		61	HDC 24B TOLU 1M25G	**1787860000**
M 25	w. threading		92	HDC 64D TOLU 1M25G	**1786870000**
M 32	w. threading		61	HDC 24B TOLU 1M32G	**1787850000**
M 32	w. threading		92	HDC 64D TOLU 1M32G	**1786860000**
M 40	w. threading		92	HDC 64D TOLU 1M40G	**1983470000**
PG 21	w. threading		61	HDC 24B TOLU 1PG21G	**1662540000**
PG 21	w. threading		92	HDC 64D TOLU 1PG21G	**1662610000**
PG 29	w. threading		61	HDC 24B TOLU 1PG29G	**1662550000**
PG 29	w. threading		92	HDC 64D TOLU 1PG29G	**1662630000**

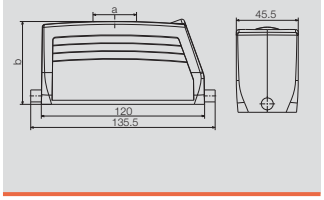

End-locking clamp on the bottom section

Size 8

upper section

XXL connector housing, cable exit on side

a	Version	Cover	B (mm)	Type	Order No.
M50	with threading		94	HDC 64D TSLU 1M50G	**1111150000**

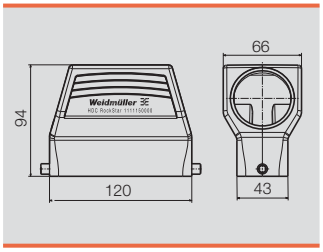

XXL connector housing, cable exit on top

a	Version	Cover	B (mm)	Type	Order No.
M50	with threading		94	HDC 64D TOLU 1M50G	**1111170000**

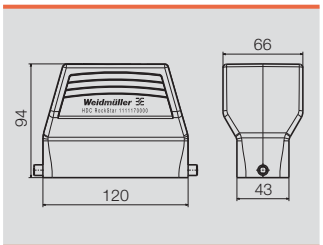

«ЭЛЕКТРО-ПРОФИ» - http://www.ep.ru

End locking, lower side

Size 8

Base

Bulkhead housing

	Version	Cover	b (mm)	Type	Order No.
			29.3	HDC 24B ALU	**1213900000**
		with cover	47	HDC 24B ADLU	**1214300000**

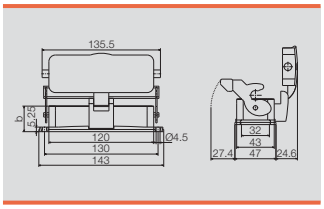

Base housing

a	Version	Cover	b (mm)	Type	Order No.
M 25	w. threading		64	HDC 24B SLU 1M25G	**1901560000**
M 25	w. threading	with cover	86	HDC 24B SDLU 1M25G	**1901480000**
M 25	w. threading		84	HDC 64D SLU 1M25G	**1904480000**
M 25	w. threading	with cover	106	HDC 64D SDLU 1M25G	**1904430000**
M 25	w. threading		64	HDC 24B SLU 2M25G	**1787880000**
M 25	w. threading	with cover	86	HDC 24B SDLU 2M25G	**1787900000**
M 25	w. threading		84	HDC 64D SLU 2M25G	**1786910000**
M 25	w. threading	with cover	106	HDC 64D SDLU 2M25G	**1786950000**
M 32	w. threading		84	HDC 64D SLU 1M32G	**1904490000**
M 32	w. threading	with cover	106	HDC 64D SDLU 1M32G	**1904440000**
M 32	w. threading		84	HDC 64D SLU 2M32G	**1786900000**
M 32	w. threading	with cover	106	HDC 64D SDLU 2M32G	**1786940000**
PG 21	w. threading		64	HDC 24B SLU 2PG21G	**1662720000**
PG 21	w. threading	with cover	86	HDC 24B SDLU 2PG21G	**1214500000**
PG 29	w. threading	with cover	106	HDC 64D SDLU 2PG29G	**1663040000**

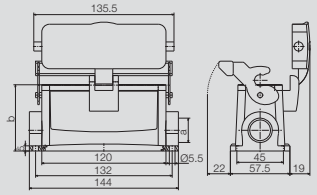

Coupling housing

a	Version	Cover	b (mm)	Type	Order No.
M 25	w. threading		63.8	HDC 24B KLU 1M25G	**1968340000**

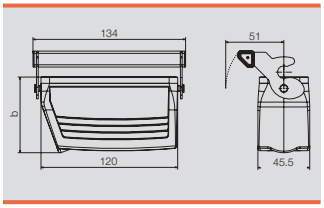

«ЭЛЕКТРО-ПРОФИ» - http://www.ep.ru

RockStar® Housings IP66 / NEMA Type 4X

Side locking, upper side

Size 8

Hood

Plug housing, cable entry sideways

a	Version	Cover	b (mm)	Type	Order No.
M 25	w. threading		61	HDC 24B TSBO 1M25G	**1787780000**
M 25	w. threading		76	HDC 64D TSBO 1M25G	**1786800000**
M 32	w. threading		61	HDC 24B TSBO 1M32G	**1787770000**
M 32	w. threading		76	HDC 64D TSBO 1M32G	**1786790000**
PG 21	w. threading		61	HDC 24B TSBO 1PG21G	**1661860000**
PG 21	w. threading		76	HDC 64D TSBO 1PG21G	**1661940000**
PG 29	w. threading		61	HDC 24B TSBO 1PG29G	**1661880000**
PG 29	w. threading		76	HDC 64D TSBO 1PG29G	**1661960000**

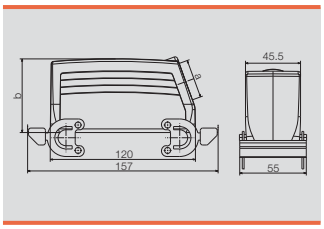

Plug housing, cable entry at top

a	Version	Cover	b (mm)	Type	Order No.
M 32	w. threading		61	HDC 24B TOBO 1M32G	**1787830000**
PG 21	w. threading		76	HDC 64D TOBO 1PG21G	**1662080000**
PG 29	w. threading		61	HDC 24B TOBO 1PG29G	**1662020000**
PG 29	w. threading		76	HDC 64D TOBO 1PG29G	**1662100000**

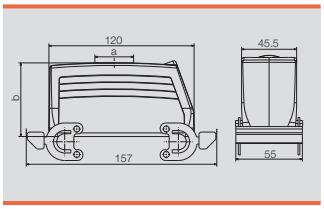

Cover

	Version	Type	Order No.
	For hoods	HDC 24B DMDQ 4BO	**1665650000**

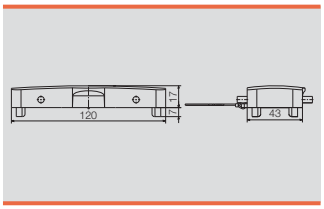

Base

Bulkhead housing

	Version	Cover	b (mm)	Type	Order No.
			28.8	HDC 24B ABO	**1967910000**
		with cover	51.3	HDC 24B ADBO	**1213300000**

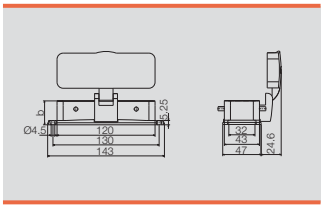

Base housing

a	Version	Cover	b (mm)	Type	Order No.
M 32	w. threading	with cover	106	HDC 64D SDBO 1M32G	**1904400000**
M 32	w. threading	with cover	106	HDC 64D SDBO 2M32G	**1786920000**
PG 21	w. threading	with cover	86	HDC 24B SDBO 2PG21G	**1662180000**
PG 29	w. threading	with cover	106	HDC 64D SDBO 1PG29G	**1662280000**

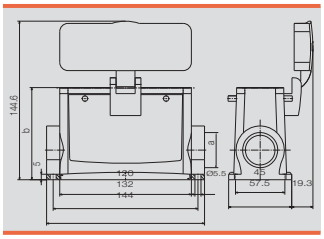

Cover

	Version	Type	Order No.
	For bases	HDC 24B DODQ 2QB	**1009100000**

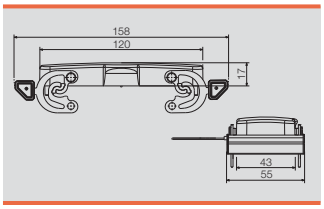

«ЭЛЕКТРО-ПРОФИ» - http://www.ep.ru

Central-locking clamp

Size 8

Hood

Plug housing, cable entry sideways

a	Version	Cover	b (mm)	Type	Order No.
M 40	w. threading		76	HDC 64D TSZO 1M40G	**1904690000**
PG 21	w. threading		76	HDC 64D TSZO 1PG21G	**1663370000**
PG 29	w. threading		76	HDC 64D TSZO 1PG29G	**1663390000**

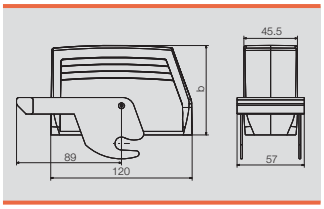

Base

Bulkhead housing

	Version	Cover	b (mm)	Type	Order No.
			29.3	HDC 24B AZO	**1611350000**

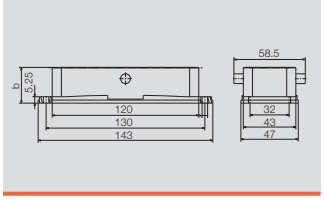

Base housing

a	Version	Cover	b (mm)	Type	Order No.
PG 29	w. threading		84	HDC 64D SZO 2PG29G	**1968370000**

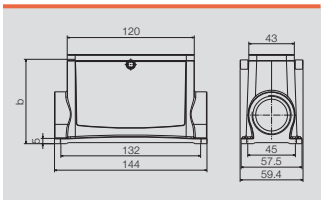

«ЭЛЕКТРО-ПРОФИ» - http://www.ep.ru

RockStar® Housings IP66 / NEMA Type 4X

End locking, lower side

Size 9

Hood

Plug housing, cable entry sideways

a	Version	Cover	b (mm)	Type	Order No.
M 32	w. threading		79	HDC 48A TSLU 1M32G	**1788550000**
PG 29	w. threading		79	HDC 48A TSLU 1PG29G	**1666710000**

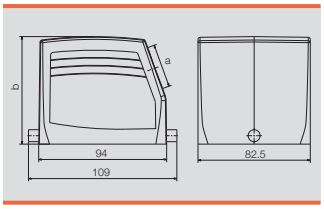

Plug housing, cable entry at top

a	Version	Cover	b (mm)	Type	Order No.
M 32	w. threading		79	HDC 48A TOLU 1M32G	**1788560000**
PG 29	w. threading		79	HDC 48A TOLU 1PG29G	**1666730000**

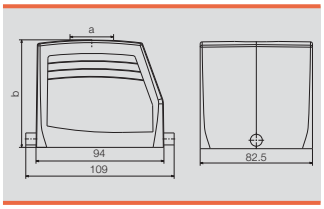

«ЭЛЕКТРО-ПРОФИ» - http://www.ep.ru

End locking, lower side

Size 9

Base

Bulkhead housing

	Version	Cover	b (mm)	Type	Order No.
			38	HDC 48A ALU	**1666740000**
		with cover	55	HDC 48A ADLU	**1666750000**

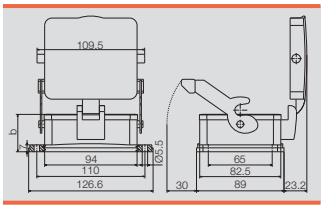

Base housing

a	Version	Cover	b (mm)	Type	Order No.
M 32	w. threading		79	HDC 48A SLU 2M32G	**1788570000**
PG 29	w. threading		79	HDC 48A SLU 1PG29G	**1666770000**
PG 29	w. threading	with cover	96	HDC 48A SDLU 1PG29G	**1666810000**

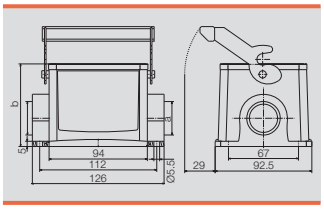

E

«ЭЛЕКТРО-ПРОФИ» - http://www.ep.ru

RockStar® Housings IP66 / NEMA Type 4X

Side locking, lower side

Size 10

Hood

Plug housing, cable entry sideways

a	Version	Cover	b (mm)	Type	Order No.
M 32	w. threading		79	HDC 32B TSBU 1M32G	**1788400000**
PG 29	w. threading		79	HDC 32B TSBU 1PG29G	**1666840000**

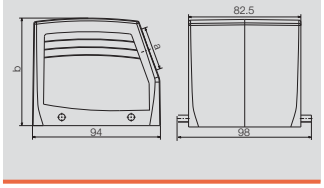

Plug housing, cable entry at top

a	Version	Cover	b (mm)	Type	Order No.
M 32	w. threading		79	HDC 32B TOBU 1M32G	**1788430000**
PG 29	w. threading		79	HDC 32B TOBU 1PG29G	**1666870000**

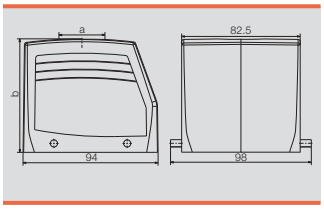

E

«ЭЛЕКТРО-ПРОФИ» - http://www.ep.ru

Side locking, lower side

Size 10

Base

Bulkhead housing

	Version	Cover	b (mm)	Type	Order No.
			38	HDC 32B ABU	**1217800000**

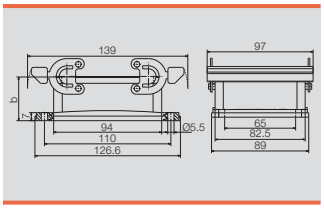

Base housing

a	Version	Cover	b (mm)	Type	Order No.
M 32	w. threading		79	HDC 32B SBU 1M32G	**1902600000**
M 32	w. threading		79	HDC 32B SBU 2M32G	**1788460000**
PG 29	w. threading		79	HDC 32B SBU 2PG29G	**1666920000**
PG 36	w. threading		79	HDC 32B SBU 1PG36G	**1902610000**
PG 36	w. threading		79	HDC 32B SBU 2PG36G	**1902640000**

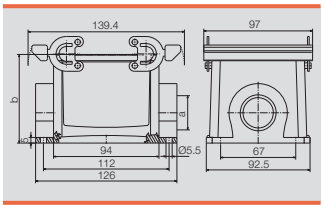

Coupling housing

a	Version	Cover	b (mm)	Type	Order No.
M 40	w. threading		83	HDC 32B KBU 1M40G	**1902730000**
PG 29	w. threading		83	HDC 32B KBU 1PG29G	**1902740000**
PG 36	w. threading		83	HDC 32B KBU 1PG36G	**1902750000**

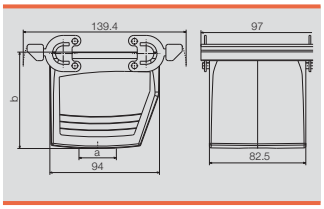

Cover

	Version		Type	Order No.
			HDC 32B DODQ 4BO	**1165790000**

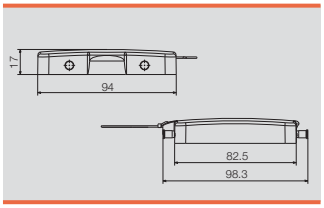

«ЭЛЕКТРО-ПРОФИ» - http://www.ep.ru

RockStar® Housings IP66 / NEMA Type 4X

End locking, lower side

Size 10

Hood

Plug housing, cable entry sideways

a	Version	Cover	b (mm)	Type	Order No.
M 32	w. threading		79	HDC 32B TSLU 1M32G	**1788420000**
PG 29	w. threading		79	HDC 32B TSLU 1PG29G	**1667120000**

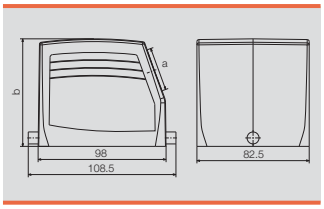

Plug housing, cable entry at top

a	Version	Cover	b (mm)	Type	Order No.
M 32	w. threading		79	HDC 32B TOLU 1M32G	**1788450000**
PG 29	w. threading		79	HDC 32B TOLU 1PG29G	**1219300000**

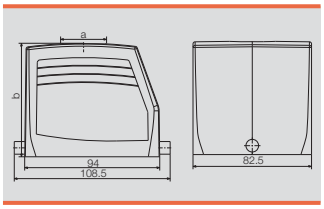

E

«ЭЛЕКТРО-ПРОФИ» - http://www.ep.ru

End locking, lower side

Size 10

Base

Bulkhead housing

	Version	Cover	b (mm)	Type	Order No.
			38	HDC 32B ALU	**1219500000**
		with cover	55	HDC 32B ADLU	**1219800000**

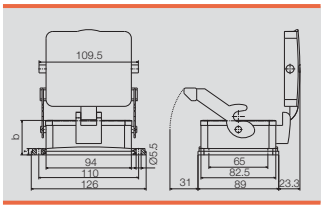

Base housing

a	Version	Cover	b (mm)	Type	Order No.
M 32	w. threading		79	HDC 32B SLU 1M32G	**1902670000**
M 32	w. threading	with cover	96	HDC 32B SDLU 1M32G	**1902650000**
M 32	w. threading		79	HDC 32B SLU 2M32G	**1788470000**
M 32	w. threading	with cover	96	HDC 32B SDLU 2M32G	**1788490000**

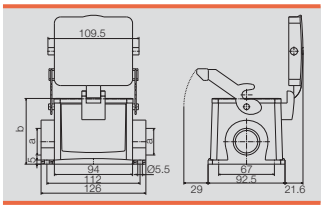

Coupling housing

a	Version	Cover	b (mm)	Type	Order No.
M 32	w. threading		83	HDC 32B KLU 1M32G	**1788500000**

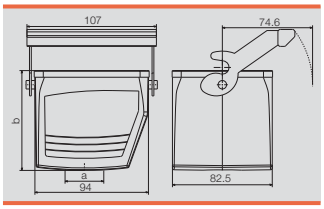

«ЭЛЕКТРО-ПРОФИ» - http://www.ep.ru

RockStar® Housings IP66 / NEMA Type 4X

Side locking, upper side

Size 10

Hood

Plug housing, cable entry at top

a	Version	Cover	b (mm)	Type	Order No.
M 32	w. threading		79	HDC 32B TSBO 1M32G	**1788410000**

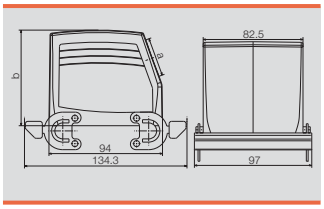

Base

Bulkhead housing

	Version	Cover	b (mm)	Type	Order No.
		with cover	55	HDC 32B ADBO	**1218800000**

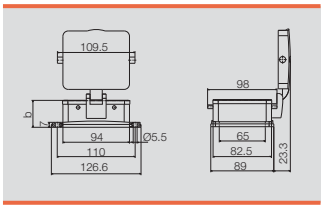

«ЭЛЕКТРО-ПРОФИ» - http://www.ep.ru

End locking, lower side

Size 12

Hood

Plug housing, cable entry sideways

a	Version	Cover	b (mm)	Type	Order No.
M 32	w. threading		94	HDC 48B TSLU 1M32G	**1788320000**
M 40	w. threading		94	HDC 48B TSLU 1M40G	**1788310000**
M 50	w. threading		94	HDC 48B TSLU 1M50G	**1788300000**
PG 29	w. threading		94	HDC 48B TSLU 1PG29G	**1650850000**
PG 36	w. threading		94	HDC 48B TSLU 1PG36G	**1650860000**
PG 42	w. threading		94	HDC 48B TSLU 1PG42G	**1670470000**

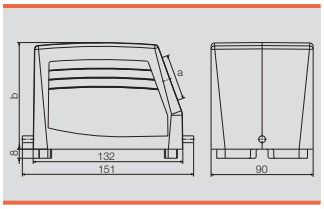

Plug housing, cable entry at top

a	Version	Cover	b (mm)	Type	Order No.
M 32	w. threading		94	HDC 48B TOLU 1M32G	**1788350000**
M 40	w. threading		94	HDC 48B TOLU 1M40G	**1788340000**
M 50	w. threading		94	HDC 48B TOLU 1M50G	**1788330000**
PG 29	w. threading		94	HDC 48B TOLU 1PG29G	**1650980000**
PG 36	w. threading		94	HDC 48B TOLU 1PG36G	**1651000000**

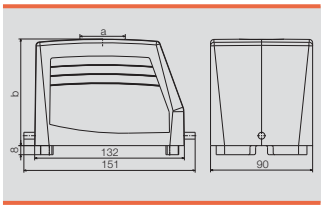

Base

Bulkhead housing

	Version	Cover	b (mm)	Type	Order No.
		with cover	62	HDC 48B ADLU	**1222900000**

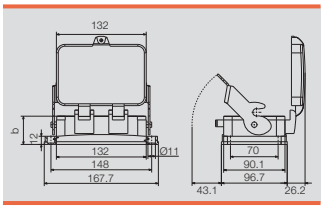

Base housing

a	Version	Cover	b (mm)	Type	Order No.
M 32	w. threading		100	HDC 48B SLU 1M32G	**1904190000**
M 32	w. threading	with cover	120	HDC 48B SDLU 1M32G	**1904150000**
M 32	w. threading		100	HDC 48B SLU 2M32G	**1788370000**
M 32	w. threading	with cover	120	HDC 48B SDLU 2M32G	**1788390000**
M 40	w. threading		100	HDC 48B SLU 2M40G	**1788360000**
M 40	w. threading	with cover	120	HDC 48B SDLU 2M40G	**1983500000**
M 50	w. threading	with cover	120	HDC 48B SDLU 2M50G	**1983510000**
PG 29	w. threading		100	HDC 48B SLU 1PG29G	**1651100000**
PG 29	w. threading	with cover	120	HDC 48B SDLU 1PG29G	**1799810000**
PG 29	w. threading	with cover	120	HDC 48B SDLU 2PG29G	**1667560000**

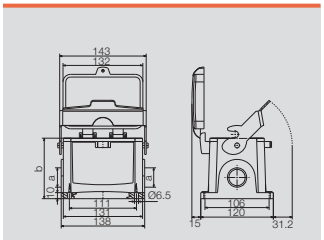

«ЭЛЕКТРО-ПРОФИ» - http://www.ep.ru

«ЭЛЕКТРО-ПРОФИ» - http://www.ep.ru

RockStar® Housings IP68

RockStar® Housings IP68

Introduction F.2

RockStar® Housings IP68 F.4

Size 1 - 8

«ЭЛЕКТРО-ПРОФИ» - http://www.ep.ru

RockStar® Housings IP68

The new RockStar® IP68 and IP69K housings are resistant to sea water and high impacts. They are designed for use under extreme environmental conditions and comply with the high vibration requirements of DIN EN 61373 Cat 2 (pivot mounting). These housings deliver a fail-safe and maintenance-free solution when using heavy-duty connectors in transportation, traffic engineering and energy technology. They are also suitable for applications subject to extreme climatic conditions.
Weidmüller has designed the RockStar® IP68 housings with additional built-in features that ensure outstanding EMC. The bulkhead or base housing, combined with the plug housing, produces a labyrinth structure which ensures high shield attenuation.
RockStar® IP68 housings are available in sizes 1, 3, 4, 6, 8 and 8 XXL; they can be combined with all fixed-pole modular inserts.

Impact resistant

The optimised construction provides high impact resistance and therefore, a long product lifespan.

«ЭЛЕКТРО-ПРОФИ» - http://www.ep.ru

Practical

Laser labelling for permanent identification and faster allocation.

Simple

A screw lock with internal and external hex drive is used for the housing's closure mechanism.

«ЭЛЕКТРО-ПРОФИ» - http://www.ep.ru

RockStar® Housings IP68

Screw connection

Size 1

Hood

Plug housing, cable entry at top

a	Version	b (mm)	Type	Order No.
M 20	w. threading	60	HDC IP68 04A TOS 1M20	**1082390000**
PG 13.5	w. threading	60	HDC IP68 04A TOS 1PG13	**1082410000**

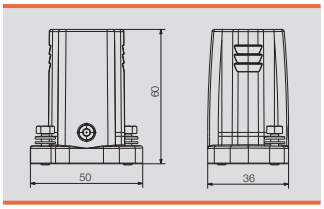

«ЭЛЕКТРО-ПРОФИ» - http://www.ep.ru

Screw connection

Size 1

Base

Bulkhead housing

a	Version	b (mm)	Type	Order No.
		24.4	HDC IP68 04A AS	**1081470000**

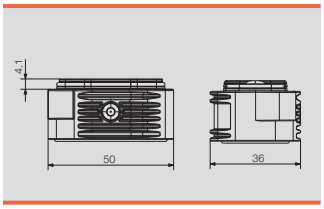

Angled bulkhead housing

a	Version	b (mm)	Type	Order No.
M 20	w. threading	43.7	HDC IP68 04A AWS 1M20	**1081480000**
		43.7	HDC IP68 04A AWS	**1081490000**

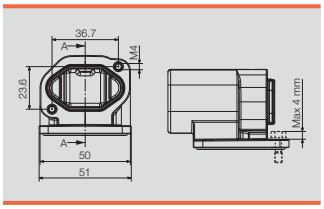

Adapter

a	Version	b (mm)	Type	Order No.
		38.6	HDC IP68 04A ADS	**1083130000**
PG 13.5	w. threading	38.6	HDC IP68 04A ADS 1PG13	**1083120000**

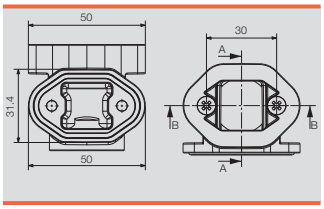

Cover

	Version	b (mm)	Type	Order No.
		18.7	HDC IP68 04A COVER	**1083110000**

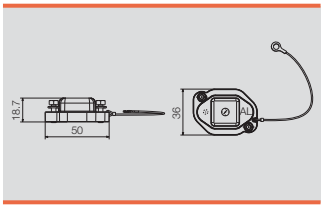

F

«ЭЛЕКТРО-ПРОФИ» - http://www.ep.ru

RockStar® Housings IP68

Screw connection

Size 3

Hood

Plug housing, cable entry sideways

a	Version	b (mm)	Type	Order No.
M 20	w. threading	100.5	HDC IP68 06B TSS 1M20	**1082510000**
M 25	w. threading	100.5	HDC IP68 06B TSS 1M25	**1082530000**
M 32	w. threading	100.5	HDC IP68 06B TSS 1M32	**1082550000**
PG 16	w. threading	100.5	HDC IP68 06B TSS 1PG16	**1082560000**
PG 21	w. threading	100.5	HDC IP68 06B TSS 1PG21	**1082570000**

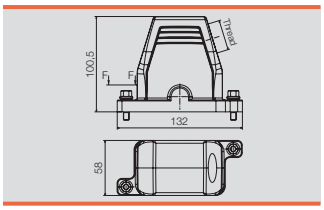

Plug housing, cable entry at top

a	Version	b (mm)	Type	Order No.
M 20	w. threading	100.5	HDC IP68 06B TOS 1M20	**1082420000**
M 25	w. threading	100.5	HDC IP68 06B TOS 1M25	**1082430000**
M 32	w. threading	100.5	HDC IP68 06B TOS 1M32	**1082440000**
M 40	w. threading	100.5	HDC IP68 06B TOS 1M40	**1082450000**
PG 16	w. threading	100.5	HDC IP68 06B TOS 1PG16	**1082460000**
PG 21	w. threading	100.5	HDC IP68 06B TOS 1PG21	**1082470000**
PG 29	w. threading	100.5	HDC IP68 06B TOS 1PG29	**1082480000**

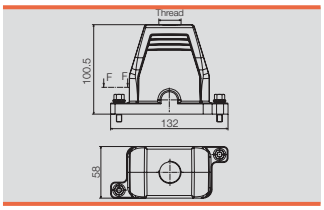

«ЭЛЕКТРО-ПРОФИ» - http://www.ep.ru

Screw connection

Size 3

Base

Bulkhead housing

Version	b (mm)	Type	Order No.
	29.5	HDC IP68 06B AS	**1081510000**

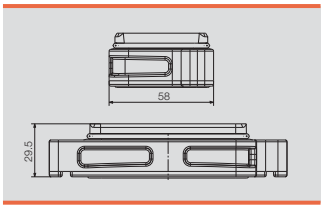

Base housing

a	Version	b (mm)	Type	Order No.
M 20	w. threading	100.5	HDC IP68 06B SS 1M20	**1081180000**
M 20	w. threading	100.5	HDC IP68 06B SS 2M20	**1081250000**
M 25	w. threading	100.5	HDC IP68 06B SS 1M25	**1081190000**
M 25	w. threading	100.5	HDC IP68 06B SS 2M25	**1081240000**
M 32	w. threading	100.5	HDC IP68 06B SS 1M32	**1081210000**
M 32	w. threading	100.5	HDC IP68 06B SS 2M32	**1081220000**
PG 29	w. threading	100.5	HDC IP68 06B SS 1PG29	**1081230000**
PG 29	w. threading	100.5	HDC IP68 06B SS 2PG29	**1081260000**

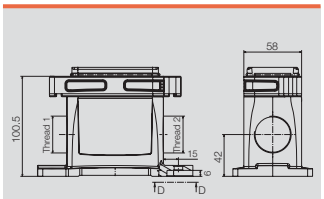

Counter-frame

a	Version	b (mm)	Type	Order No.
		13	HDC IP65 06B FRAME M4	**1081550000**
		13	HDC IP68 06B FRAME M6	**1110890000**

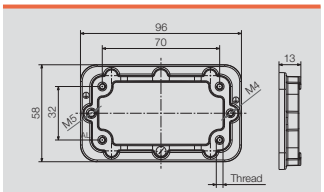

Cover

Version	b (mm)	Type	Order No.
	31	HDC IP68 06B COVER	**1083060000**

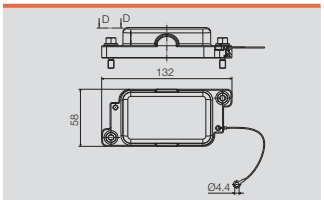

F

«ЭЛЕКТРО-ПРОФИ» - http://www.ep.ru

RockStar® Housings IP68

Screw connection

Size 4

Hood

Plug housing, cable entry sideways

a	Version	b (mm)	Type	Order No.
M 20	w. threading	100.5	HDC IP68 10B TSS 1M20	**1082690000**
M 25	w. threading	100.5	HDC IP68 10B TSS 1M25	**1082650000**
M 32	w. threading	100.5	HDC IP68 10B TSS 1M32	**1082660000**
PG 21	w. threading	100.5	HDC IP68 10B TSS 1PG21	**1082670000**
PG 29	w. threading	100.5	HDC IP68 10B TSS 1PG29	**1082680000**

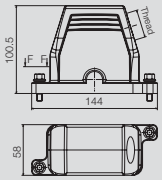

Plug housing, cable entry at top

a	Version	b (mm)	Type	Order No.
M 20	w. threading	100.5	HDC IP68 10B TOS 1M20	**1082580000**
M 25	w. threading	100.5	HDC IP68 10B TOS 1M25	**1082590000**
M 32	w. threading	100.5	HDC IP68 10B TOS 1M32	**1082610000**
PG 16	w. threading	100.5	HDC IP68 10B TOS 1PG16	**1082620000**
PG 21	w. threading	100.5	HDC IP68 10B TOS 1PG21	**1082630000**
PG 29	w. threading	100.5	HDC IP68 10B TOS 1PG29	**1082640000**

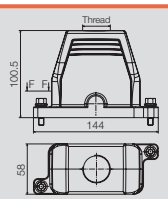

«ЭЛЕКТРО-ПРОФИ» - http://www.ep.ru

Screw connection

Size 4

Base

Bulkhead housing

Version	b (mm)	Type	Order No.
	29.5	HDC IP68 10B AS	**1081520000**

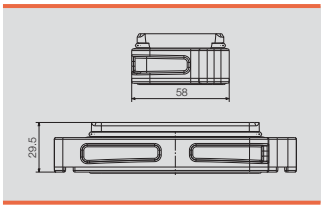

Base housing

a	Version	b (mm)	Type	Order No.
M 20	w. threading	100.5	HDC IP68 10B SS 1M20	**1081270000**
M 20	w. threading	100.5	HDC IP68 10B SS 2M20	**1081310000**
M 32	w. threading	100.5	HDC IP68 10B SS 1M32	**1081280000**
M 32	w. threading	100.5	HDC IP68 10B SS 2M32	**1081320000**
PG 29	w. threading	100.5	HDC IP68 10B SS 1PG29	**1081290000**
PG 29	w. threading	100.5	HDC IP68 10B SS 2PG29	**1081330000**

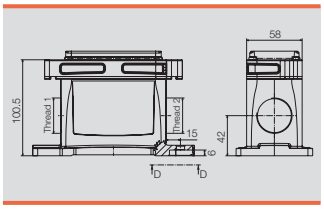

Counter-frame

a	Version	b (mm)	Type	Order No.
		13	HDC IP65 10B FRAME M4	**1081560000**
		13	HDC IP68 10B FRAME M6	**1110900000**

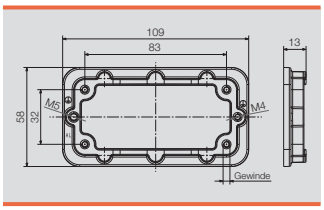

Cover

Version	b (mm)	Type	Order No.
	31	HDC IP68 10B COVER	**1083070000**

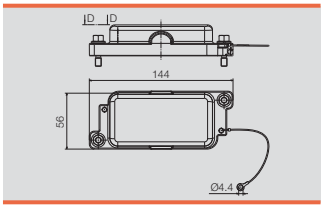

F

«ЭЛЕКТРО-ПРОФИ» - http://www.ep.ru

RockStar® Housings IP68

Screw connection

Size 6

Hood

Plug housing, cable entry sideways

a	Version	b (mm)	Type	Order No.
M 32	w. threading	164	HDC IP68 16B TSS 1M32	**1082800000**
M 40	w. threading	164	HDC IP68 16B TSS 1M40	**1082810000**
M 50	w. threading	164	HDC IP68 16B TSS 1M50	**1082820000**
PG 21	w. threading	164	HDC IP68 16B TSS 1PG21	**1082830000**
PG 29	w. threading	164	HDC IP68 16B TSS 1PG29	**1082840000**
PG 36	w. threading	164	HDC IP68 16B TSS 1PG36	**1082850000**

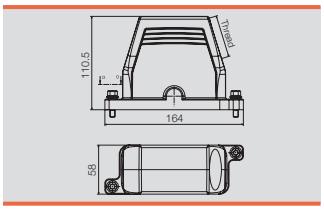

Plug housing, cable entry at top

a	Version	b (mm)	Type	Order No.
M 25	w. threading	164	HDC IP68 16B TOS 1M25	**1082700000**
M 25	w. threading	164	HDC IP68 16B TOS 2M25	**1082780000**
M 32	w. threading	164	HDC IP68 16B TOS 1M32	**1082710000**
M 40	w. threading	164	HDC IP68 16B TOS 1M40	**1082720000**
M 50	w. threading	164	HDC IP68 16B TOS 1M50	**1082730000**
PG 21	w. threading	164	HDC IP68 16B TOS 1PG21	**1082750000**
PG 21	w. threading	164	HDC IP68 16B TOS 2PG21	**1082740000**
PG 29	w. threading	164	HDC IP68 16B TOS 1PG29	**1082760000**
PG 36	w. threading	164	HDC IP68 16B TOS 1PG36	**1082770000**

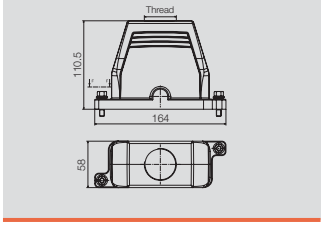

«ЭЛЕКТРО-ПРОФИ» - http://www.ep.ru

Screw connection

Size 6

Base

Bulkhead housing

Version	b (mm)	Type	Order No.
	21	HDC IP68 16B AS	**1081530000**

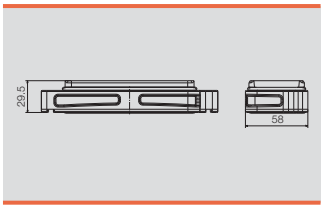

Base housing

a	Version	b (mm)	Type	Order No.
		111.5	HDC IP68 16B SS	**1081340000**
M 32	w. threading	111.5	HDC IP68 16B SS 1M32	**1081350000**
M 32	w. threading	111.5	HDC IP68 16B SS 2M32	**1081390000**
M 40	w. threading	111.5	HDC IP68 16B SS 1M40	**1081360000**
M 40	w. threading	111.5	HDC IP68 16B SS 2M40	**1081370000**
PG 36	w. threading	111.5	HDC IP68 16B SS 1PG36	**1081380000**

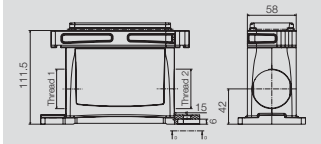

Counter-frame

a	Version	b (mm)	Type	Order No.
		14	HDC IP65 16B FRAME M4	**1081570000**
		14	HDC IP68 16B FRAME M6	**1110910000**

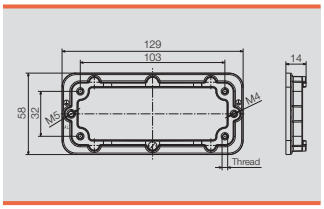

Cover

Version	b (mm)	Type	Order No.
	31	HDC IP68 16B COVER	**1083080000**

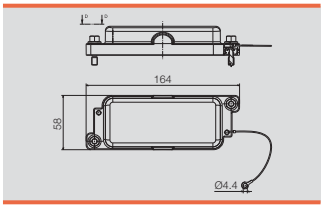

F

«ЭЛЕКТРО-ПРОФИ» - http://www.ep.ru

RockStar® Housings IP68

Screw connection

Size 8

Hood

Plug housing, cable entry sideways

a	Version	b (mm)	Type	Order No.
M 32	w. threading	110.5	HDC IP68 24B TSS 1M32	**1082970000**
M 40	w. threading	110.5	HDC IP68 24B TSS 1M40	**1082980000**
M 50	w. threading	110.5	HDC IP68 24B TSS 1M50	**1082990000**
PG 29	w. threading	110.5	HDC IP68 24B TSS 1PG29	**1083000000**
PG 36	w. threading	110.5	HDC IP68 24B TSS 1PG36	**1083010000**

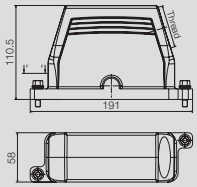

Plug housing, cable entry at top

a	Version	b (mm)	Type	Order No.
M 25	w. threading	110.5	HDC IP68 24B TOS 3M25	**1082960000**
M 32	w. threading	110.5	HDC IP68 24B TOS 1M32	**1082860000**
M 32	w. threading	110.5	HDC IP68 24B TOS 2M32	**1082940000**
M 40	w. threading	110.5	HDC IP68 24B TOS 1M40	**1082870000**
M 40	w. threading	110.5	HDC IP68 24B TOS 2M40	**1082950000**
M 50	w. threading	110.5	HDC IP68 24B TOS 1M50	**1082880000**
PG 21	w. threading	110.5	HDC IP68 24B TOS 1PG21	**1082900000**
PG 29	w. threading	110.5	HDC IP68 24B TOS 1PG29	**1082920000**
PG 29	w. threading	110.5	HDC IP68 24B TOS 2PG29	**1082910000**
PG 36	w. threading	110.5	HDC IP68 24B TOS 1PG36	**1082930000**

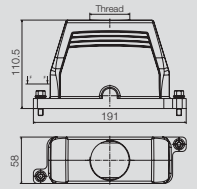

«ЭЛЕКТРО-ПРОФИ» - http://www.ep.ru

Screw connection

Size 8

Base

Bulkhead housing

Version	b (mm)	Type	Order No.
	29.5	HDC IP68 24B AS	**1081540000**

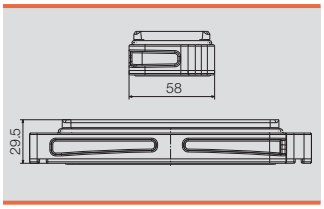

Base housing

a	Version	b (mm)	Type	Order No.
		111.5	HDC IP68 24B SS	**1081450000**
M 40	w. threading	111.5	HDC IP68 24B SS 1M40	**1081410000**
M 40	w. threading	111.5	HDC IP68 24B SS 2M40	**1081420000**
PG 36	w. threading	111.5	HDC IP68 24B SS 1PG36	**1081430000**
PG 36	w. threading	111.5	HDC IP68 24B SS 2PG36	**1081440000**

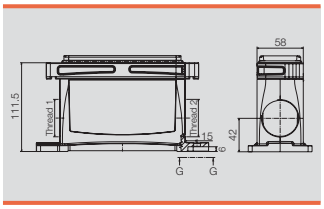

Counter-frame

a	Version	b (mm)	Type	Order No.
		17	HDC IP65 24B FRAME M4	**1081580000**
		17	HDC IP68 24B FRAME M6	**1110920000**

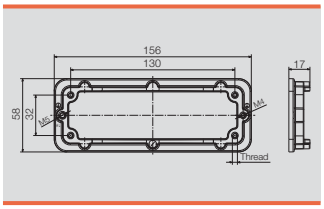

Cover

Version	b (mm)	Type	Order No.
	31	HDC IP68 24B COVER	**1083090000**

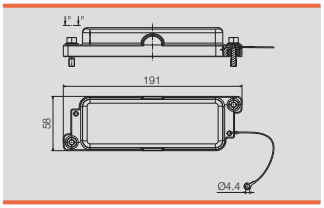

F

«ЭЛЕКТРО-ПРОФИ» - http://www.ep.ru

RockStar® Housings IP68

Screw connection

Size 8, XXL

Hood

Plug housing, cable entry sideways

a	Version	b (mm)	Type	Order No.
M 40	w. threading	120	HDC HB 24 TEK TSS1xM40G	**1000920001**
M 50	w. threading	120	HDC HB 24 TEK TSS1xM50G	**1827160000**

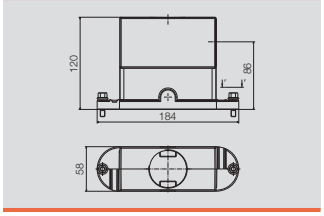

Plug housing, cable entry at top

a	Version	b (mm)	Type	Order No.
M 40	w. threading	120	HDC HB 24 TEK TOS2XM40G	**1020520000**
M 50	w. threading	120	HDC HB 24 TEK TOS1xM50G	**1827170000**

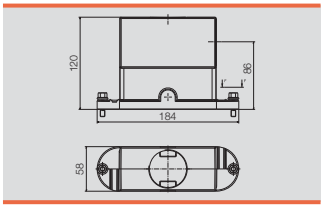

«ЭЛЕКТРО-ПРОФИ» - http://www.ep.ru

Screw connection

Size 8, XXL

Base

Bulkhead housing

Version	b (mm)	Type	Order No.
	29	HDC HB 24 TEK AS M4	**1827470000**

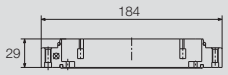

«ЭЛЕКТРО-ПРОФИ» - http://www.ep.ru

«ЭЛЕКТРО-ПРОФИ» - http://www.ep.ru

RockStar® Heat Trace Connector

RockStar® Heat Trace Connector

Introduction G.2

RockStar® Heat Trace Connector G.4

600 V

35 A

2 poles

«ЭЛЕКТРО-ПРОФИ» - http://www.ep.ru

RockStar® Heat Trace Connector

The temperature in an oil pipeline system must not fall below a specific limit, even when operating in harsh Arctic conditions, in order to ensure the smooth flow of oil. Pipelines are therefore equipped with heaters which must be connected to each other in a simple, safe and durable manner. Weidmüller has designed a connector with a CSA-approved temperature range from -50 °C to +60 °C. The coaxial design makes it easy to connect the connector elements in any position (360°). The inserts can be wired using the reliable screw connection. A snap closure secures the connection. It can also be easily released using a screwdriver. This provides long-term protection against an accidental opening.

The benefits for you:

- Two-piece construction helps save you time and money during installation
- Coaxial design for maximum 360° pluggability: can be plugged in without a complex alignment process or rotation
- Caps provide IP67 protection even when unplugged

High quality

Housing made from high-grade tin-plated aluminium.

«ЭЛЕКТРО-ПРОФИ» - http://www.ep.ru

Sturdy

Sturdy spiral spring contacts ensure a long-term, reliable electrical connection.

Colour coded

Simplified assignment using colour-coded inserts and caps.

«ЭЛЕКТРО-ПРОФИ» - http://www.ep.ru

Heat Trace Connector – Male and female

Heat Trace Connector

Male and female

Technical data

Contact inserts

Rated electrical data	
Contacts	2-pole (L1, L2) + PE (earth/ground)
Rating data	35 amps, 600 V AC, 50 Hz / 60 Hz
Conductor	
Harmonised	2.5 mm² – 10 mm²
AWG	8 – 14 AWG
Materials, components	
Body	tin-plated aluminium
Contacts	silver-plated brass
Inserts	Polyamide (UL94-V0)
Cover	Polyamide (UL94-V0)
Sealing	FVMQ
Thread shape, cable gland	3/4" NPT-F (internal thread)
Environmental conditions	
Housing classification	Type 6, IP67
Approvals	
CSA	**Class I, Division 2**, Groups A, B, C, D, T6, Tamb –50 °C to +60 °C, Type 6
	Class 1, Zone 2; Ex nA, IIC, T6, Tamb –50 °C to +60 °C, IP67
GOSTEx	

G

Heat Trace Connector

Female

Designation	Type	Order No.
HDC HTC F	3/4" NPT female	**1023880000**

Caution: special closing mechanism contingent on approval. (screwdriver required)

Note: included with delivery:
socket housing, socket insert and protective cap with safety cord

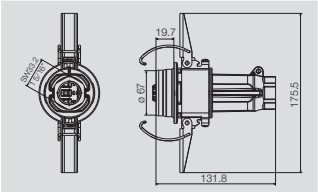

Male

Designation	Type	Order No.
HDC HTC M	3/4" NPT male	**1023890000**

Note: included with delivery:
socket housing, socket insert and protective cap with safety cord

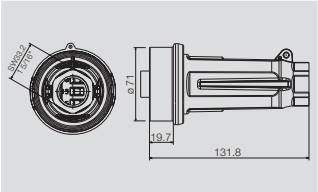

Mounting frame

Designation	Type	Order No.
HDC HTC MOUNTING	Mounting frame	**1049370000**

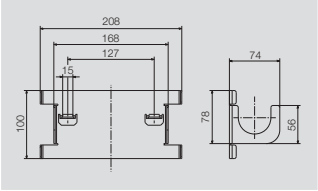

Cable gland

Designation	Type	Order No.
VG NPT 3/4" Eex-e MS	Ex cable gland	**1778150000**

Note: Additional Ex fittings and Ex adapters for the Heat Trace connector
can be found in Section L

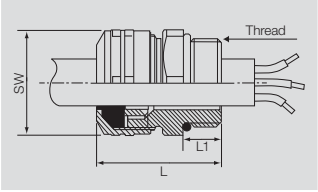

Accessories

Designation	Type	Order No.
SD 0.8x4.0x100	Slotted screwdriver	**9008340000**

«ЭЛЕКТРО-ПРОФИ» - http://www.ep.ru

RockStar® Data Connectors

RockStar® Data Connectors

Introduction H.2

RockStar® CSB Size 1 H.4

Coax

2 - 16 poles

IE-LINE Variant 5 H.10

RJ45/USB

4 - 8 poles

«ЭЛЕКТРО-ПРОФИ» - http://www.ep.ru

RockStar® Data Connectors

Weidmüller's expertise and experience with the proven modular-based ConCept System bus has been applied to the design of the RockStar® CSB size 1 – the smallest HDC housing size available. This new connector can be combined with all contact carriers from the ConCept System bus module – optionally assembled with HD, HE or Sub-D contacts. RockStar® CSB size 1 can be easily built into an HDC IP66/IP68 housing and can be used to connect coaxial cables in railway applications.

In size 1, Weidmüller also offers IP67 Ethernet connectors that comply with requirements for up to 10 GBit Ethernet. They are also standardised for IEC 61076-3-106 and IEC 61076-3-117 (variant 5 for Ethernet IP). Variant 5 in the IE LINE can be assembled very quickly on-site. The RJ45 data inserts data, featuring STEADYTEC® technology*, are extremely reliable and easy to use. A USB coupling is also available for the female side which can be used with the IE LINE connector as a service interface.

***STEADYTEC® is a brand of technology from Weidmüller, BTR NETCOM and Telegärtner.**

Compact

For use in compact HDC housings with IP66 or HDC-IP68/69K.

«ЭЛЕКТРО-ПРОФИ» - http://www.ep.ru

Secure

Signal and data transmission with resistance against shock and vibration

Fast

RJ45 data inserts for assembling in the field, according to Cat.6_A 10 GBit system Class EA.

«ЭЛЕКТРО-ПРОФИ» - http://www.ep.ru

RockStar® CSB Size 1

ConCept system bus

Shielded module

Technical data

Contact inserts

Standards	DIN EN 61984 IEC 60664
Number of contacts	2…16 poles for signal transmission
Conductor connection system	Crimp
Rated current	10 A (HD) / 25 A (HE)
Rated voltage/Rated impulse withstand voltage	50 V/0.8 kV (HD) / 160V/3kV (HE)
Degree of pollution	3 (100 V/1.5 kV/2 (HD) / 250 V/3 kV/2 (HE))
Shield	Shield connected to contact carrier using cable clamp
Outside diameter of shielded cable	3 to 6 mm and/or 6 to 9.5 mm
Conductor clamping ranges	0.14 mm² … 1.5 mm² AWG 26 … AWG 16
Stripping lengths	8 mm (HD/HE) / 4 mm (SUB-D)
Volume resistance	< 4 mΩ (HD) / < 2 mΩ (HE)
Contacts (crimp)	HD / HE / SUB-D
Contact material	Copper alloy
Surface	
Crimp contact	Passivated silver or gold-plated
Contact carrier	Zinc alloy
Temperature range	–40 °C … +70 °C
Material – module	Glass-fibre reinforced PC (in UL list and approved for railway applications)
Flammability to UL 94	V-0

Note

Inserts

Male insert

Designation	Type	Order No.
HDC 04A CSB MALE	Male insert	**1137720000**

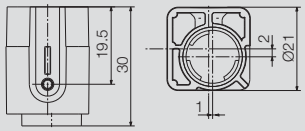

Female insert

Designation	Type	Order No.
HDC 04A CSB FEMALE	Female insert	**1137760000**

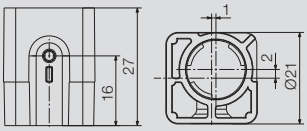

«ЭЛЕКТРО-ПРОФИ» - http://www.ep.ru

Male contact carrier

Designation		Type		Order No.
HDC CM BUS SV M1 CT	1-pole	Male contact carrier	HD	**1983810000**
HDC CM BUS SV M4 CT	4-pole	Male contact carrier	HD	**1983790000**
HDC CM BUS SV M8 CT	8-pole	Male contact carrier	SUB-D	**1043130000**
HDC CM BUS HE M1 CT	1-pole	Male contact carrier	HE	**1116100000**

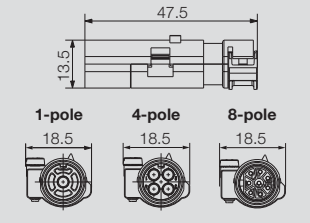

Female contact carrier

Designation		Type		Order No.
HDC CM BUS SV F1 CT	1-pole	Females contact carrier	HD	**1983800000**
HDC CM BUS SV F4 CT	4-pole	Females contact carrier	HD	**1983770000**
HDC CM BUS SV F8 CT	8-pole	Females contact carrier	SUB-D	**1043120000**
HDC CM BUS HE F1 CT	1-pole	Females contact carrier	HE	**1116090000**

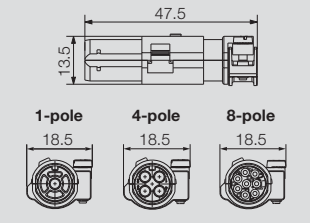

Accessories

HD crimp contacts

Surface Gold

Surface Silver

Male			Female	
Qty.	**Type**	**Order No.**	**Type**	**Order No.**
100	HDC-C-HD-SM0.14-0.37AU	**1651620000**	HDC-C-HD-BM0.14-0.37AU	**1651670000**
100	HDC-C-HD-SM0.5AU	**1651630000**	HDC-C-HD-BM0.5AU	**1651680000**
100	HDC-C-HD-SM0.75-1AU	**1651640000**	HDC-C-HD-BM0.75-1AU	**1651690000**
100	HDC-C-HD-SM1.5AU	**1651650000**	HDC-C-HD-BM1.5AU	**1651700000**
100	HDC-C-HD-SM2.5AU	**1651660000**	HDC-C-HD-BM2.5AU	**1651710000**
100	HDC-C-HD-SM0.14-0.37AG	**1651520000**	HDC-C-HD-BM0.14-0.37AG	**1651570000**
100	HDC-C-HD-SM0.5AG	**1651530000**	HDC-C-HD-BM0.75-1AG	**1601760000**
100	HDC-C-HD-SM0.75-1AG	**1601750000**	HDC-C-HD-BM0.5AG	**1651580000**
100	HDC-C-HD-SM1.5AG	**1651550000**	HDC-C-HD-BM1.5AG	**1651600000**
100	HDC-C-HD-SM2.5AG	**1651560000**	HDC-C-HD-BM2.5AG	**1651610000**

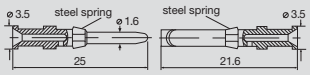

Conductor cross-section	Insulation stripping length	
0.14 – 0.37 mm²	AWG 26-22	8 mm
0.50 mm²	AWG 20	8 mm
0.75 – 1.00 mm²	AWG 18	8 mm
1.50 mm²	AWG 16	8 mm
2.50 mm²	AWG 14	6 mm

Tools

Crimping tool	Order No.
CTX CM 1.6/2.5	**9018490000**
Contact release tool	
Removal Tool HD	**1866730000**

«ЭЛЕКТРО-ПРОФИ» - http://www.ep.ru

RockStar® CSB Size 1

Accessories

SUB-D crimp contacts

Qty.	Male	Order No.	Female	Order No.
100	HDC-C-CM-BUS-S0.33-0.52	**1027260000**	HDC-C-CM-BUS-B0.33-0.52	**1027270000**

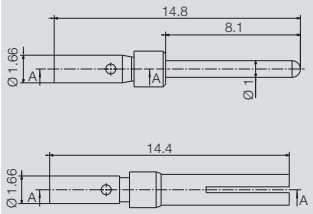

HE crimp contacts

Surface Gold

Surface Silver

Male			Female	
Qty.	**Type**	**Order No.**	**Type**	**Order No.**
100	HDC-C-HE-SM0.5AU	**1651420000**	HDC-C-HE-BM0.5AU	**1651470000**
100	HDC-C-HE-SM0.75-1AU	**1651430000**	HDC-C-HE-BM0.75-1AU	**1651480000**
100	HDC-C-HE-SM1.5AU	**1651440000**	HDC-C-HE-BM1.5AU	**1651490000**
100	HDC-C-HE-SM2.5AU	**1651450000**	HDC-C-HE-BM2.5AU	**1651500000**
100	HDC-C-HE-SM4.0AU	**1651460000**	HDC-C-HE-BM4.0AU	**1651510000**
100	HDC-C-HE-SM4.65AU	**1116540000**	HDC-C-HE-BM4.65AU	**1116530000**
100	HDC-C-HE-SM0.5AG	**1200500000**	HDC-C-HE-BM0.5AG	**1201100000**
100	HDC-C-HE-SM0.75-1AG	**1200600000**	HDC-C-HE-BM0.75-1AG	**1201200000**
100	HDC-C-HE-SM1.5AG	**1200700000**	HDC-C-HE-BM1.5AG	**1201300000**
100	HDC-C-HE-SM2.5AG	**1200800000**	HDC-C-HE-BM2.5AG	**1201400000**
100	HDC-C-HE-SM4.0AG	**1200900000**	HDC-C-HE-BM4.0AG	**1201500000**

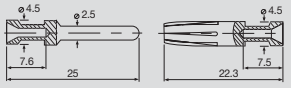

Conductor cross-section	Insulation stripping length	
0.50 mm²	AWG 20	7.5 mm
0.75 - 1.00 mm²	AWG 18	7.5 mm
1.50 mm²	AWG 16	7.5 mm
2.50 mm²	AWG 14	7.5 mm
4.00 mm²	AWG 12	7.5 mm
4.62 mm²	AWG 11	7.5 mm

Tools

Crimping tool	Order No.
CTX CM 1.6/2.5	**9018490000**
Contact release tool	
Removal Tool HE	**1866750000**

«ЭЛЕКТРО-ПРОФИ» - http://www.ep.ru

Housing selection RockStar® IP66
Size 1

Hood

Plug housing, cable entry sideways

Material: diecast aluminium

a	Version	Cover	b (mm)	Type	Order No.
M 20	w. threading		49.2	HDC 04A TWLU 1M20G	**1788810000**

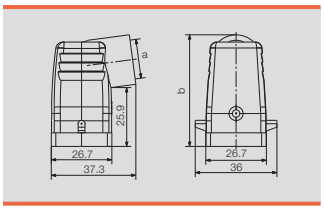

Plug housing, cable entry at top

Material: diecast aluminium

a	Version	Cover	b (mm)	Type	Order No.
M 20	w. threading		50	HDC 04A TOLU 1M20G	**1788820000**

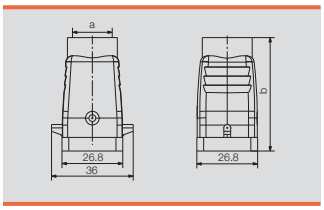

Base

Bulkhead housing

Material: diecast aluminium

	Version	Cover	b (mm)	Type	Order No.
			23	HDC 04A ALU	**1497600000**

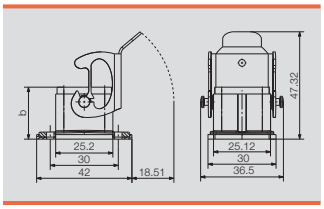

Base housing

Material: diecast aluminium

a	Version	Cover	b (mm)	Type	Order No.
M 20	w. threading		41.5	HDC 04A SLU 1M20G	**1788830000**

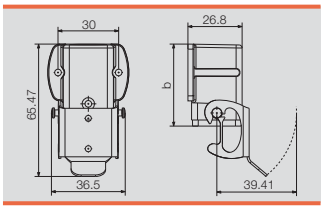

Coupling housing

Material: diecast aluminium

a	Version	Cover	b (mm)	Type	Order No.
M 20	w. threading		53.5	HDC 04A KOLU 1M20G	**1788840000**

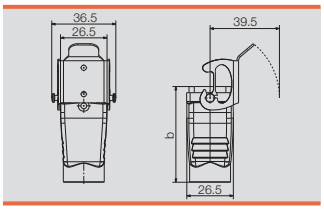

Screw mounting housing

Material: diecast aluminium

a	Version	Cover	b (mm)	Type	Order No.
M 20	w. threading		54	HDC 04A ELU 1M20G	**1900320000**

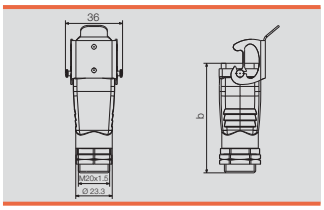

Cover

Material: diecast aluminium

	Version		Type	Order No.
	for female insert		HDC 04A DMDL 2BO	**1665750000**
	for male insert		HDC 04A DODL 2BO	**1665740000**

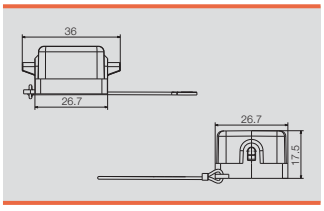

H

«ЭЛЕКТРО-ПРОФИ» - http://www.ep.ru

RockStar® CSB Size 1

Screw connection

Size 1

Hood

Plug housing, cable entry at top

a	Version	b (mm)	Type	Order No.
M 20	w. threading	60	HDC IP68 04A TOS 1M20	**1082390000**
PG 13.5	w. threading	60	HDC IP68 04A TOS 1PG13	**1082410000**

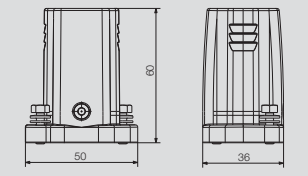

«ЭЛЕКТРО-ПРОФИ» - http://www.ep.ru

Screw connection

Size 1

Base

Bulkhead housing

a	Version	b (mm)	Type	Order No.
		24.4	HDC IP68 04A AS	**1081470000**

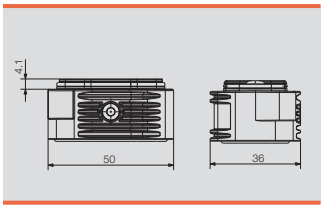

Angled bulkhead housing

a	Version	b (mm)	Type	Order No.
M 20	w. threading	43.7	HDC IP68 04A AWS 1M20	**1081480000**
		43.7	HDC IP68 04A AWS	**1081490000**

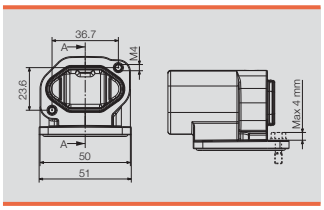

Adapter

a	Version	b (mm)	Type	Order No.
		38.6	HDC IP68 04A ADS	**1083130000**
PG 13.5	w. threading	38.6	HDC IP68 04A ADS 1PG13	**1083120000**

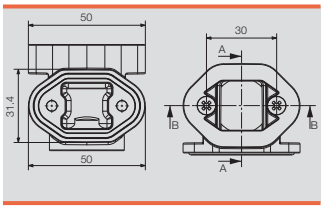

Cover

	Version	b (mm)	Type	Order No.
		18.7	HDC IP68 04A COVER	**1083110000**

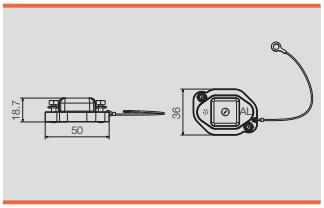

«ЭЛЕКТРО-ПРОФИ» - http://www.ep.ru

IE-LINE Variant 5

Plug RockStar® V5 - RJ45

V5 - RJ45 plug, straight

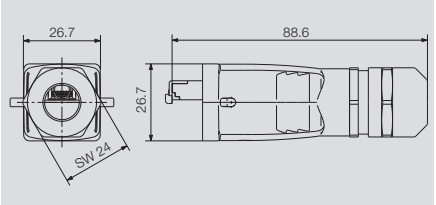

V5-RJ45 plug, angled

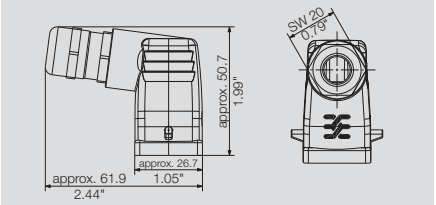

Technical data

Degree of protection	IP 67	IP 67
Housing main material	diecast aluminium	diecast aluminium
Sheath diameter, min. / max.	5 mm / 12 mm	5 mm / 10 mm
Plugging cycles	750	750
Ambient temperature (operational), min. / max.	-40 °C...+70 °C	-40 °C...+70 °C
Connector standard	IEC 61076-3-106 Var. 5, IEC 60603-7-51	IEC 61076-3-106 Var. 5, IEC 60603-7-51
Note		

Ordering data - Sets

	Type	Qty.	Order No.	Type	Qty.	Order No.
RJ45 tool-free, AWG 26-22, TIA-A/-B/-PROFINET	IE-PS-V05M-RJ45-FH	10	**1963200000**	IE-PS-V05M-A-RJ45-FH	10	**1077300000**
RJ45 tool-free, AWG 26-22 , TIA-B	IE-PS-V05M-RJ45-FH-B	10	**1271250000**			
RJ45 Crimp, AWG 27-24	IE-PS-V05M-RJ45-TH	10	**1963110000**			
Note						

Ordering data - Empty housings

	Type	Qty.	Order No.	Type	Qty.	Order No.
	IE-PH-V05M	10	**1962540000**			
Note						

Accessories

	Type	Qty.	Order No.	Type	Qty.	Order No.
Dust protection cap						
Plug housing protective cap	IE-PP-V05M	10	**1968920000**	IE-PP-V05M	10	**1968920000**

Plug inserts can also be ordered separately. Refer to Inserts.

Plug inserts can also be ordered separately. Refer to Inserts.

«ЭЛЕКТРО-ПРОФИ» - http://www.ep.ru

Flange RockStar® V5 - RJ45

Module

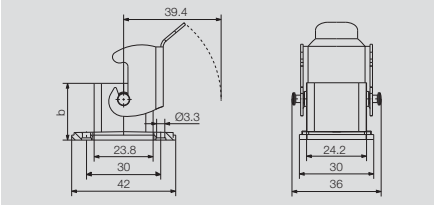

Coupling

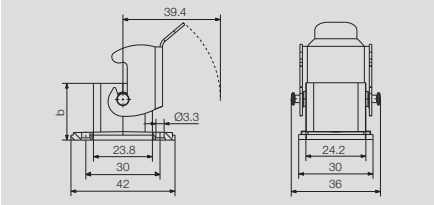

Technical data

	Module	Coupling
Degree of protection	IP 67	IP 67
Housing main material	diecast aluminium	diecast aluminium
Plugging cycles	750	750
Ambient temperature (operational), min. / max.	-40 °C...+70 °C	-40 °C...+70 °C
Connector standard	IEC 61076-3-106 Var. 5, IEC 60603-7-51	IEC 61076-3-106 Var. 5, IEC 60603-7-51
Wire cross-section, flexible, min. / max.	AWG 26 / AWG 22	
Wire cross-section, flexible, min. / max.	0.48 mm / 0.76 mm	
Wire cross-section, solid, min. / max.	AWG 24 / AWG 22	
Wire cross-section, solid, min. / max.	0.4 mm / 0.64 mm	
Note		

Ordering data - Sets

	Module Type	Qty.	Order No.	Coupling Type	Qty.	Order No.
PROFINET module	IE-BS-V05M-RJ45-FJ-P	10	**1963700000**			
TIA-A modul	IE-BS-V05M-RJ45-FJ-A	10	**1963460000**			
Coupling				IE-BS-V05M-RJ45-C	10	**1963510000**
Note						

Ordering data - Empty housings

Module Type	Qty.	Order No.	Coupling Type	Qty.	Order No.
IE-BH-V05M	10	**1963530000**	IE-BH-V05M	10	**1963530000**
Note					

Accessories

Dust protection cap	Module Type	Qty.	Order No.	Coupling Type	Qty.	Order No.
Flange-mounted housing, protective cap	IE-BP-V05M	10	**1968930000**	IE-BP-V05M	10	**1968930000**

Plug inserts can also be ordered separately. Refer to Inserts.

Plug inserts can also be ordered separately. Refer to Inserts.

«ЭЛЕКТРО-ПРОФИ» - http://www.ep.ru

IE-LINE Variant 5

Plug inserts RJ45

- Cat.6_A
- IP 20
- For Variant 1, 4, 5 and 14 housings

Tool-free

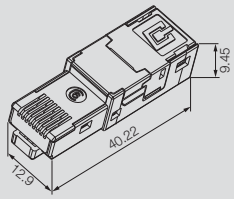

Crimp

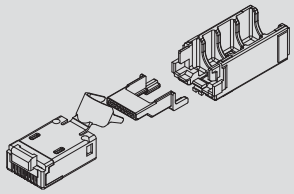

Technical data

	Tool-free	Crimp
Category	Cat.6_A / Class E_A (ISO/IEC 11801 2010)	Cat.6_A / Class E_A (ISO/IEC 11801 2010)
Degree of protection	IP 67 with housing	IP 67 with housing
Plugging cycles	750	750
Shielding	360° all-round enclosure	360° all-round enclosure
Housing main material	Zinc diecast	Brass, PC UL 94 V0
Contact material / Contact surface		Phosphor bronze / AU ≥ 0.8 µm, Ni 2.54 µm
Wire cross-section, flexible, min. / max.	AWG 26 / AWG 22	AWG 27 / AWG 24
Wire cross-section, flexible, min. / max.	0.48 mm / 0.76 mm	0.46 mm / 0.61 mm
Wire cross-section, solid, min. / max.	AWG 24 / AWG 24	AWG 24 / AWG 24
Wire cross-section, solid, min. / max.	0.4 mm / 0.64 mm	0.4 mm / 0.51 mm
Insulation cross-section, max.	1.6 mm	1.05 mm
Humidity		0...93 % rel. humidity
Ambient temperature (operational), min. / max.	-40 °C...+70 °C	-40 °C...+70 °C
Insulation resistance	500 MΩ	500 MΩ
Dielectric strength, contact / contact	≥ 1000 V DC	≥ 1000 V DC
Dielectric strength, contact / shield	≥ 1500 V DC	≥ 1500 V DC
Current-carrying capacity at 50 °C	1 A	1 A
PoE+		conforming to IEEE 802.3af
Speed	10 GBit	10 GBit
Connector standard	IEC 60603-7-51	IEC 60603-7-51
Note		

Ordering data

tool-free	Type	Qty.	Order No.	Type	Qty.	Order No.
TIA-A/B/PROFINET	IE-PI-RJ45-FH	10	**1962730000**			
TIA-A	IE-PI-RJ45-FH-A	10	**1132010000**			
TIA-B	IE-PI-RJ45-FH-B	10	**1132020000**			
PROFINET	IE-PI-RJ45-FH-P	10	**1132030000**			
Crimp						
				IE-PI-RJ45-TH	10	**1962720000**
Note						

Accessories

Tools	Type	Qty.	Order No.	Type	Qty.	Order No.
Crimping tool				TT 8 RS MP 8	1	**9202800000**
Optional pressing tool	PWZ RJ45	1	**1118040000**			

«ЭЛЕКТРО-ПРОФИ» - http://www.ep.ru

Flange inserts RJ45

- Cat.6_A
- IP 20
- For Variant 1, 4, 5 and 14 housings

Module

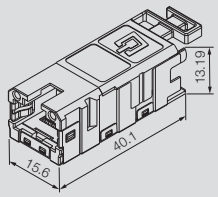

Coupling

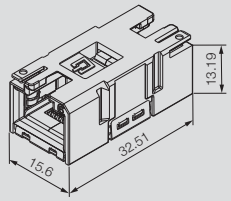

Technical data

	Module	Coupling
Category	Cat.6_A / Class E_A (ISO/IEC 11801 2010)	Cat.6_A / Class E_A (ISO/IEC 11801 2010)
Degree of protection	IP 67 with housing	IP 67 with housing
Plugging cycles	750	750
Shielding	360° all-round enclosure	360° all-round enclosure
Housing main material	Zinc diecast	Zinc diecast
Wire cross-section, flexible, min. / max.	AWG 26 / AWG 22	
Wire cross-section, solid, min. / max.	AWG 24 / AWG 24	
Insulation cross-section, max.	1.6 mm	
Connector standard	IEC 60603-7-51	IEC 60603-7-51
Ambient temperature (operational), min. / max.	-40 °C...+70 °C	-40 °C...+70 °C
Note		

Ordering data

No tools needed	**Module Type**	**Qty.**	**Order No.**	**Coupling Type**	**Qty.**	**Order No.**
TIA-A	IE-BI-RJ45-FJ-A	10	**1962850000**			
TIA-B	IE-BI-RJ45-FJ-B	10	**1963840000**			
PROFINET	IE-BI-RJ45-FJ-P	10	**1963830000**			
Coupling				IE-BI-RJ45-C	10	**1962840000**
Note						

Accessories

Tools	**Module Type**	**Qty.**	**Order No.**	**Coupling Type**	**Qty.**	**Order No.**
Optional pressing tool	PWZ RJ45	1	**1118040000**			

«ЭЛЕКТРО-ПРОФИ» - http://www.ep.ru

IE-LINE Variant 5

Flange inserts USB

- IP 20
- For Variant 1, 4, 5 and 14 housings

Coupling USB A/A

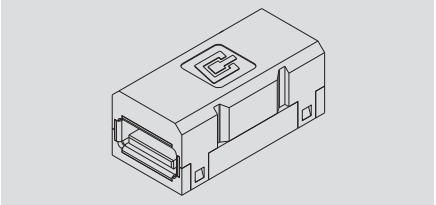

Coupling USB A/B

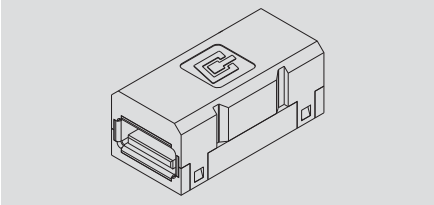

Technical data

	Coupling USB A/A	Coupling USB A/B
Degree of protection	IP 67 with housing	IP 67 with housing
Shielding	360° all-round enclosure	360° all-round enclosure
Ambient temperature (operational), min. / max.	-40 °C...+70 °C	-40 °C...+70 °C
Connection 1 / 2	USB A / USB A	USB A / USB B
Connector standard	IEC 61076-3-107	IEC 61076-3-107
Note		

Ordering data

	Type	Qty.	Order No.	Type	Qty.	Order No.
USB coupling	IE-BI-USB-A	10	**1019570000**	IE-BI-USB-AB	10	**1131380000**
Note						

Accessories

«ЭЛЕКТРО-ПРОФИ» - http://www.ep.ru

RockStar® Kits

RockStar® Kits

Introduction I.2

RockStar® Kits with HA inserts I.4
250 V
22 A
3 - 4 poles

RockStar® Kits with HE inserts I.8
500 V
16 A
6 - 48 poles

RockStar® Kits with HSB inserts I.28
400 V
35 A
6 poles

«ЭЛЕКТРО-ПРОФИ» - http://www.ep.ru

RockStar® Kits

RockStar® kits are sets consisting of all components necessary for assembling a heavy-duty connector. The kit includes the male and female inserts, the plug housing, the bulkhead housing and the cable gland.

The benefits for you:

- Easy to purchase – only one ordered part for all items
- Easy to use – just one package with no individual parts
- Wide variety – we'll put together a customised kit for whichever components you need.



Easy to choose

All components at a single glance – each matched to the required number of poles, size and wire connection method

«ЭЛЕКТРО-ПРОФИ» - http://www.ep.ru

Easy to stock

Only one package is needed for the complete connector. The RockStar® kits simplify your logistics.

Easy to install

You only need a screwdriver to install the connector in the field.



«ЭЛЕКТРО-ПРОФИ» - http://www.ep.ru

Kits with HA inserts, 3 pole

250 V, 22 A, Size 1

Metric versions

	Type	Order No.
	HDC-KIT-HA 03.300 M	1802470000

Part	Type	Order No.
Female	HDC HA 3 FS	1498200000
Male	HDC HA 3 MS	1498100000
Bulkhead (feed-through)	HDC 04A ALU	1497600000
Plug	HDC 04A TOLU 1M20G	1788820000
Cable glands	VG M20 - MS 68	1772220000

Metal housing

	Type	Order No.
	HDC-KIT-HA 03.301 M	1802460000

Part	Type	Order No.
Female	HDC HA 3 FS	1498200000
Male	HDC HA 3 MS	1498100000
Bulkhead (feed-through)	HDC 07A ALU	1652410000
Plug	HDC 07A TOLU 1M20G	1788520000
Cable glands	VG M20-1/K68	1772300000

Plastic housing

	Type	Order No.
	HDC-KIT-HA 03.302 M	1802450000

Part	Type	Order No.
Female	HDC HA 3 FS	1498200000
Male	HDC HA 3 MS	1498100000
Bulkhead (feed-through)	HDC 04A AWLU	1497700000
Plug	HDC 04A TOLU 1M20G	1788820000
Cable glands	VG M20 - MS 68	1772220000

Metal housing

«ЭЛЕКТРО-ПРОФИ» - http://www.ep.ru

250 V, 22 A, Size 1

PG versions

	Type	Order No.
	HDC-KIT-HA 03.300	1712560000

Part	Type	Order No.
Female	HDC HA 3 FS	1498200000
Male	HDC HA 3 MS	1498100000
Bulkhead (feed-through)	HDC 04A ALU	1497600000
Plug	HDC 04A TOLU 1PG11G	1652470000
Cable glands	VG 11-MS68	1569080000

Metal housing

	Type	Order No.
	HDC-KIT-HA 03.301	1712570000

Part	Type	Order No.
Female	HDC HA 3 FS	1498200000
Male	HDC HA 3 MS	1498100000
Bulkhead (feed-through)	HDC 07A ALU	1652410000
Plug	HDC 07A TOLU 1PG11G	1652380000
Cable glands	VG 11-K68	1568990000

Plastic housing

	Type	Order No.
	HDC-KIT-HA 03.302	1712580000

Part	Type	Order No.
Female	HDC HA 3 FS	1498200000
Male	HDC HA 3 MS	1498100000
Bulkhead (feed-through)	HDC 04A AWLU	1497700000
Plug	HDC 04A TOLU 1PG11G	1652470000
Cable glands	VG 11-MS68	1569080000

Metal housing

	Type	Order No.
	HDC-KIT-HA 03.404	1712630000

Part	Type	Order No.
Female	HDC HA 3 FS	1498200000
Male	HDC HA 3 MS	1498100000
Bulkhead (feed-through)	HDC 07A AWLU	1652420000
Plug	HDC 07A TOLU 1PG11G	1652380000
Cable glands	VG 11-K68	1568990000

Plastic housing

«ЭЛЕКТРО-ПРОФИ» - http://www.ep.ru

Kits with HA inserts, 4 pole

250 V, 22 A, Size 1

Metric versions

	Type	Order No.
	HDC-KIT-HA 04.400 M	1802440000

Part	Type	Order No.
Female	HDC HA 4 FS	1498400000
Male	HDC HA 4 MS	1498300000
Bulkhead (feed-through)	HDC 04A ALU	1497600000
Plug	HDC 04A TOLU 1M20G	1788820000
Cable glands	VG M20 - MS 68	1772220000

Metal housing

	Type	Order No.
	HDC-KIT-HA 04.401 M	1802430000

Part	Type	Order No.
Female	HDC HA 4 FS	1498400000
Male	HDC HA 4 MS	1498300000
Bulkhead (feed-through)	HDC 07A ALU	1652410000
Plug	HDC 07A TOLU 1M20G	1788520000
Cable glands	VG M20-1/K68	1772300000

Plastic housing

	Type	Order No.
	HDC KIT HA 04.402 M	1802700000

Part	Type	Order No.
Female	HDC HA 4 FS	1498400000
Male	HDC HA 4 MS	1498300000
Bulkhead (feed-through)	HDC 04A AWLU	1497700000
Plug	HDC 04A TOLU 1M20G	1788820000
Cable glands	VG M20 - MS 68	1772220000

Metal housing

	Type	Order No.
	HDC KIT HA 04.406 M	1802720000

Part	Type	Order No.
Female	HDC HA 4 FS	1498400000
Male	HDC HA 4 MS	1498300000
Bulkhead (feed-through)	HDC 07A AWLU	1652420000
Plug	HDC 07A TOLU 1M20G	1788520000
Cable glands	VG M20-1/K68	1772300000

Plastic housing

«ЭЛЕКТРО-ПРОФИ» - http://www.ep.ru

250 V, 22 A, Size 1

PG versions

	Type	Order No.
	HDC-KIT-HA 04.400	1712590000

Part	Type	Order No.
Female	HDC HA 4 FS	1498400000
Male	HDC HA 4 MS	1498300000
Bulkhead (feed-through)	HDC 04A ALU	1497600000
Plug	HDC 04A TOLU 1PG11G	1652470000
Cable glands	VG 11-MS68	1569080000

Metal housing

	Type	Order No.
	HDC-KIT-HA 04.401	1712600000

Part	Type	Order No.
Female	HDC HA 4 FS	1498400000
Male	HDC HA 4 MS	1498300000
Bulkhead (feed-through)	HDC 07A ALU	1652410000
Plug	HDC 07A TOLU 1PG11G	1652380000
Cable glands	VG 11-K68	1568990000

Plastic housing

	Type	Order No.
	HDC-KIT-HA 04.402	1712610000

Part	Type	Order No.
Female	HDC HA 4 FS	1498400000
Male	HDC HA 4 MS	1498300000
Bulkhead (feed-through)	HDC 04A AWLU	1497700000
Plug	HDC 04A TOLU 1PG11G	1652470000
Cable glands	VG 11-MS68	1569080000

Metal housing

	Type	Order No.
	HDC-KIT-HA 04.406	1712650000

Part	Type	Order No.
Female	HDC HA 4 FS	1498400000
Male	HDC HA 4 MS	1498300000
Bulkhead (feed-through)	HDC 07A AWLU	1652420000
Plug	HDC 07A TOLU 1PG11G	1652380000
Cable glands	VG 11-K68	1568990000

Plastic housing

«ЭЛЕКТРО-ПРОФИ» - http://www.ep.ru

Kits with HE inserts, 6 pole

500 V, 24 A, Size 3

Metric versions

	Type	Order No.
	HDC KIT HE 06.100 M	1802730000

Part	Type	Order No.
Female	HDC HE 6 FS	1200200000
Male	HDC HE 6 MS	1200000000
Bulkhead (feed-through)	HDC 06B ALU	1202100000
Plug	HDC 06B TSLU 1M20G	1788100000
Cable glands	VG M20 - MS 68	1772220000

Metal housing

	Type	Order No.
	HDC KIT HE 06.101 M	1802740000

Part	Type	Order No.
Female	HDC HE 6 FS	1200200000
Male	HDC HE 6 MS	1200000000
Bulkhead (feed-through)	HDC 06B ALU	1202100000
Plug	HDC 06B TOLU 1M20G	1788120000
Cable glands	VG M20 - MS 68	1772220000

Metal housing

«ЭЛЕКТРО-ПРОФИ» - http://www.ep.ru

500 V, 24 A (16 A), Size 3

PG versions

	Type	Order No.
	HDC-KIT-HE 06.100	1712460000

Part	Type	Order No.
Female	HDC HE 6 FS	1200200000
Male	HDC HE 6 MS	1200000000
Bulkhead (feed-through)	HDC 06B ALU	1202100000
Plug	HDC 06B TSLU 1PG16G	1652520000
Cable glands	VG 16-MS68	1569100000

Metal housing

	Type	Order No.
	HDC-KIT-HE 06.101	1712660000

Part	Type	Order No.
Female	HDC HE 6 FS	1200200000
Male	HDC HE 6 MS	1200000000
Bulkhead (feed-through)	HDC 06B ALU	1202100000
Plug	HDC 06B TOLU 1PG16G	1652640000
Cable glands	VG 16-MS68	1569100000

Metal housing

«ЭЛЕКТРО-ПРОФИ» - http://www.ep.ru

Kits with HE inserts, 6-pole, PUSH IN

500 V, 24 A, Size 3

Metric versions

	Type	Order No.
	HDC KIT HE-P 06.10 M	1027650000

Part	Type	Order No.
Female	HDC HE 6 FP	1873520000
Male	HDC HE 6 MP	1873530000
Bulkhead (feed-through)	HDC 06B ALU	1202100000
Plug	HDC 06B TSLU 1M20G	1788100000
Cable glands	VG M20 - MS 68	1772220000

Metal housings

	Type	Order No.
	HDC KIT HE-P 06.11 M	1061720000

Part	Type	Order No.
Female	HDC HE 6 FP	1873520000
Male	HDC HE 6 MP	1873530000
Bulkhead (feed-through)	HDC 06B ALU	1202100000
Plug	HDC 06B TOLU 1M20G	1788120000
Cable glands	VG M20 - MS 68	1772220000

Metal housings

«ЭЛЕКТРО-ПРОФИ» - http://www.ep.ru

500 V, 24 A, Size 3

PG versions

	Type	Order No.
	HDC KIT HE-P 06.10	1027660000

Part	Type	Order No.
Female	HDC HE 6 FP	1873520000
Male	HDC HE 6 MP	1873530000
Bulkhead (feed-through)	HDC 06B ALU	1202100000
Plug	HDC 06B TSLU 1PG16G	1652520000
Cable glands	VG 16-MS68	1569100000

Metal housings

	Type	Order No.
	HDC KIT HE-P 06.11	1061710000

Part	Type	Order No.
Female	HDC HE 6 FP	1873520000
Male	HDC HE 6 MP	1873530000
Bulkhead (feed-through)	HDC 06B ALU	1202100000
Plug	HDC 06B TOLU 1PG16G	1652640000
Cable glands	VG 16-MS68	1569100000

Metal housings

«ЭЛЕКТРО-ПРОФИ» - http://www.ep.ru

Kits with HE inserts, 10 pole

500 V, 16 A, Size 4

Metric versions

	Type	Order No.
	HDC-KIT-HE 10.110 M	1802420000

Part	Type	Order No.
Female	HDC HE 10 FS	1204100000
Male	HDC HE 10 MS	1203900000
Bulkhead (feed-through)	HDC 10B ABU	1205000000
Plug	HDC 10B TSBU 1M25G	1787550000
Cable glands	VG M25 - MS 68	1772230000

Metal housing

	Type	Order No.
	HDC-KIT-HE 10.111 M	1802410000

Part	Type	Order No.
Female	HDC HE 10 FS	1204100000
Male	HDC HE 10 MS	1203900000
Bulkhead (feed-through)	HDC 10B ABU	1205000000
Plug	HDC 10B TOBU 1M25G	1787590000
Cable glands	VG M25 - MS 68	1772230000

Metal housing

«ЭЛЕКТРО-ПРОФИ» - http://www.ep.ru

500 V, 16 A, Size 4

PG versions

	Type	Order No.
	HDC-KIT-HE 10.110	1712510000

Part	Type	Order No.
Female	HDC HE 10 FS	1204100000
Male	HDC HE 10 MS	1203900000
Bulkhead (feed-through)	HDC 10B ABU	1205000000
Plug	HDC 10B TSBU 1PG16G	1654070000
Cable glands	VG 16-MS68	1569100000

Metal housing

	Type	Order No.
	HDC-KIT-HE 10.111	1712670000

Part	Type	Order No.
Female	HDC HE 10 FS	1204100000
Male	HDC HE 10 MS	1203900000
Bulkhead (feed-through)	HDC 10B ABU	1205000000
Plug	HDC 10B TOBU 1PG16G	1654220000
Cable glands	VG 16-MS68	1569100000

Metal housing

«ЭЛЕКТРО-ПРОФИ» - http://www.ep.ru

Kits with HE inserts, 10-pole, PUSH IN

500 V, 16 A, Size 4

Metric versions

	Type	Order No.
	HDC KIT HE-P 10.110 M	1027670000

Part	Type	Order No.
Female	HDC HE 10 FP	1873540000
Male	HDC HE 10 MP	1873550000
Bulkhead (feed-through)	HDC 10B ABU	1205000000
Plug	HDC 10B TSBU 1M25G	1787550000
Cable glands	VG M25 - MS 68	1772230000

Metal housings

	Type	Order No.
	HDC KIT HE-P 10.111 M	1061740000

Part	Type	Order No.
Female	HDC HE 10 FP	1873540000
Male	HDC HE 10 MP	1873550000
Bulkhead (feed-through)	HDC 10B ABU	1205000000
Plug	HDC 10B TOBU 1M25G	1787590000
Cable glands	VG M25 - MS 68	1772230000

Metal housings

«ЭЛЕКТРО-ПРОФИ» - http://www.ep.ru

500 V, 16 A, Size 4

PG versions

	Type	Order No.
	HDC KIT HE-P 10.110	1027680000

Part	Type	Order No.
Female	HDC HE 10 FP	1873540000
Male	HDC HE 10 MP	1873550000
Bulkhead (feed-through)	HDC 10B ABU	1205000000
Plug	HDC 10B TSBU 1PG16G	1654070000
Cable glands	VG 16-MS68	1569100000

Metal housings

	Type	Order No.
	HDC KIT HE-P 10.111	1061730000

Part	Type	Order No.
Female	HDC HE 10 FP	1873540000
Male	HDC HE 10 MP	1873550000
Bulkhead (feed-through)	HDC 10B ABU	1205000000
Plug	HDC 10B TOBU 1PG16G	1654220000
Cable glands	VG 16-MS68	1569100000

Metal housings

«ЭЛЕКТРО-ПРОФИ» - http://www.ep.ru

Kits with HE inserts, 16 pole

500 V, 16 A, Size 6

Metric versions

	Type	Order No.
	HDC-KIT-HE 16.120 M	1802400000

Part	Type	Order No.
Female	HDC HE 16 FS	1207700000
Male	HDC HE 16 MS	1207500000
Bulkhead (feed-through)	HDC 16B ABU	1208600000
Plug	HDC 16B TSBU 1M25G	1788180000
Cable glands	VG M25 - MS 68	1772230000

Metal housing

	Type	Order No.
	HDC-KIT-HE 16.121 M	1802390000

Part	Type	Order No.
Female	HDC HE 16 FS	1207700000
Male	HDC HE 16 MS	1207500000
Bulkhead (feed-through)	HDC 16B ABU	1208600000
Plug	HDC 16B TOBU 1M25G	1788210000
Cable glands	VG M25 - MS 68	1772230000

Metal housing

«ЭЛЕКТРО-ПРОФИ» - http://www.ep.ru

500 V, 16 A, Size 6

PG versions

	Type	Order No.
	HDC-KIT-HE 16.120	1712520000

Part	Type	Order No.
Female	HDC HE 16 FS	1207700000
Male	HDC HE 16 MS	1207500000
Bulkhead (feed-through)	HDC 16B ABU	1208600000
Plug	HDC 16B TSBU 1PG21G	1656480000
Cable glands	VG 21-MS68	1569110000

Metal housing

	Type	Order No.
	HDC-KIT-HE 16.121	1712680000

Part	Type	Order No.
Female	HDC HE 16 FS	1207700000
Male	HDC HE 16 MS	1207500000
Bulkhead (feed-through)	HDC 16B ABU	1208600000
Plug	HDC 16B TOBU 1PG21G	1656590000
Cable glands	VG 21-MS68	1569110000

Metal housing

«ЭЛЕКТРО-ПРОФИ» - http://www.ep.ru

Kits with HE inserts, 16-pole, PUSH IN

500 V, 16 A, Size 6

Metric versions

	Type	Order No.
	HDC KIT HE-P 16.120 M	1027690000

Part	Type	Order No.
Female	HDC HE 16 FP	1873560000
Male	HDC HE 16 MP	1873570000
Bulkhead (feed-through)	HDC 16B ABU	1208600000
Plug	HDC 16B TSBU 1M25G	1788180000
Cable glands	VG M25 - MS 68	1772230000

Metal housings

	Type	Order No.
	HDC KIT HE-P 16.121 M	1061770000

Part	Type	Order No.
Female	HDC HE 16 FP	1873560000
Male	HDC HE 16 MP	1873570000
Bulkhead (feed-through)	HDC 16B ABU	1208600000
Plug	HDC 16B TOBU 1M25G	1788210000
Cable glands	VG M25 - MS 68	1772230000

Metal housings

«ЭЛЕКТРО-ПРОФИ» - http://www.ep.ru

500 V, 16 A, Size 6

PG versions

	Type	Order No.
	HDC KIT HE-P 16.120	1027640000

Part	Type	Order No.
Female	HDC HE 16 FP	1873560000
Male	HDC HE 16 MP	1873570000
Bulkhead (feed-through)	HDC 16B ABU	1208600000
Plug	HDC 16B TSBU 1PG21G	1656480000
Cable glands	VG 21-MS68	1569110000

Metal housings

	Type	Order No.
	HDC KIT HE-P 16.121	1061750000

Part	Type	Order No.
Female	HDC HE 16 FP	1873560000
Male	HDC HE 16 MP	1873570000
Bulkhead (feed-through)	HDC 16B ABU	1208600000
Plug	HDC 16B TOBU 1PG21G	1656590000
Cable glands	VG 21-MS68	1569110000

Metal housings

«ЭЛЕКТРО-ПРОФИ» - http://www.ep.ru

Kits with HE inserts, 24 pole

500 V, 16 A, Size 8

Metric versions

	Type	Order No.
	HDC-KIT-HE 24.130 M	1802380000

Part	Type	Order No.
Female	HDC HE 24 FS	1211300000
Male	HDC HE 24 MS	1211100000
Bulkhead (feed-through)	HDC 24B ABU	1212400000
Plug	HDC 24B TSBU 1M32G	1787750000
Cable glands	VG M32 - MS 68	1772240000

Metal housing

	Type	Order No.
	HDC-KIT-HE 24.131 M	1802480000

Part	Type	Order No.
Female	HDC HE 24 FS	1211300000
Male	HDC HE 24 MS	1211100000
Bulkhead (feed-through)	HDC 24B ABU	1212400000
Plug	HDC 24B TOBU 1M32G	1787810000
Cable glands	VG M32 - MS 68	1772240000

Metal housing

«ЭЛЕКТРО-ПРОФИ» - http://www.ep.ru

500 V, 16 A, Size 8

PG versions

	Type	Order No.
	HDC-KIT-HE 24.130	1712530000

Part	Type	Order No.
Female	HDC HE 24 FS	1211300000
Male	HDC HE 24 MS	1211100000
Bulkhead (feed-through)	HDC 24B ABU	1212400000
Plug	HDC 24B TSBU 1PG21G	1661230000
Cable glands	VG 21-MS68	1569110000

Metal housing

	Type	Order No.
	HDC-KIT-HE 24.131	1712690000

Part	Type	Order No.
Female	HDC HE 24 FS	1211300000
Male	HDC HE 24 MS	1211100000
Bulkhead (feed-through)	HDC 24B ABU	1212400000
Plug	HDC 24B TOBU 1PG21G	1661370000
Cable glands	VG 21-MS68	1569110000

Metal housing

«ЭЛЕКТРО-ПРОФИ» - http://www.ep.ru

Kits with HE inserts, 24-pole, PUSH IN

500 V, 16 A, Size 8

Metric versions

	Type	Order No.
	HDC KIT HE-P 24.130 M	1061790000

Part	Type	Order No.
Female	HDC HE 24 FP	1873580000
Male	HDC HE 24 MP	1873590000
Bulkhead (feed-through)	HDC 24B ABU	1212400000
Plug	HDC 24B TSBU 1M32G	1787750000
Cable glands	VG M32 - MS 68	1772240000

Metal housings

	Type	Order No.
	HDC KIT HE-P 24.131 M	1061700000

Part	Type	Order No.
Female	HDC HE 24 FP	1873580000
Male	HDC HE 24 MP	1873590000
Bulkhead (feed-through)	HDC 24B ABU	1212400000
Plug	HDC 24B TOBU 1M32G	1787810000
Cable glands	VG M32 - MS 68	1772240000

Metal housings

«ЭЛЕКТРО-ПРОФИ» - http://www.ep.ru

500 V, 16 A, Size 8

PG versions

	Type	Order No.
	HDC KIT HE-P 24.130	**1061780000**

Part	Type	Order No.
Female	HDC HE 24 FP	**1873580000**
Male	HDC HE 24 MP	**1873590000**
Bulkhead (feed-through)	HDC 24B ABU	**1212400000**
Plug	HDC 24B TSBU 1PG21G	**1661230000**
Cable glands	VG 21-MS68	**1569110000**

Metal housings

	Type	Order No.
	HDC KIT HE-P 24.131	**1061800000**

Part	Type	Order No.
Female	HDC HE 24 FP	**1873580000**
Male	HDC HE 24 MP	**1873590000**
Bulkhead (feed-through)	HDC 24B ABU	**1212400000**
Plug	HDC 24B TOBU 1PG21G	**1661370000**
Cable glands	VG 21-MS68	**1569110000**

Metal housings

«ЭЛЕКТРО-ПРОФИ» - http://www.ep.ru

Kits with HE inserts, 32 pole

500 V, 16 A, Size 10

Metric versions

	Type	Order No.
	HDC-KIT-HE 32.140 M	1802370000

Part	Type	Order No.
Female	HDC HE 16 FS	1207700000
Female	HDC HE 16 FS 17-32	1216100000
Male	HDC HE 16 MS	1207500000
Male	HDC HE 16 MS 17-32	1215700000
Bulkhead (feed-through)	HDC 32B ABU	1217800000
Plug	HDC 32B TSBU 1M32G	1788400000
Cable glands	VG M32 - MS 68	1772240000

Metal housing

«ЭЛЕКТРО-ПРОФИ» - http://www.ep.ru

500 V, 16 A, Size 10

PG versions

	Type	Order No.
	HDC-KIT-HE 32.140	1712540000

Part	Type	Order No.
Female	HDC HE 16 FS	1207700000
Female	HDC HE 16 FS 17-32	1216100000
Male	HDC HE 16 MS	1207500000
Male	HDC HE 16 MS 17-32	1215700000
Bulkhead (feed-through)	HDC 32B ABU	1217800000
Plug	HDC 32B TSBU 1PG29G	1666840000
Cable glands	VG 29-MS68	1569120000

Metal housing

«ЭЛЕКТРО-ПРОФИ» - http://www.ep.ru

Kits with HE inserts, 48 pole

500 V, 16 A, Size 12

Metric versions

	Type	Order No.
	HDC-KIT-HE 48.150 M	1802360000

Part	Type	Order No.
Female	HDC HE 24 FS	1211300000
Female	HDC HE 24 FS 25-48	1221200000
Male	HDC HE 24 MS	1211100000
Male	HDC HE 24 MS 25-48	1220800000
Bulkhead (feed-through)	HDC 48B ADLU	1222900000
Plug	HDC 48B TSLU 1M40G	1788310000
Cable glands	VG M40 - MS 68	1772250000

Metal housing

«ЭЛЕКТРО-ПРОФИ» - http://www.ep.ru

500 V, 16 A, Size 12

PG versions

	Type	Order No.
	HDC-KIT-HE 48.150	1712550000

Part	Type	Order No.
Female	HDC HE 24 FS	1211300000
Female	HDC HE 24 FS 25-48	1221200000
Male	HDC HE 24 MS	1211100000
Male	HDC HE 24 MS 25-48	1220800000
Bulkhead (feed-through)	HDC 48B ADLU	1222900000
Plug	HDC 48B TSLU 1PG29G	1650850000
Cable glands	VG 29-MS68	1569120000

Metal housing

«ЭЛЕКТРО-ПРОФИ» - http://www.ep.ru

Kits with HSB inserts, 6 pole

400 V, 35 A, Size 6

PG versions

	Type	Order No.
	HDC-KIT-HSB 06.500	**1724000000**

Part	Type	Order No.
Female	HDC HSB 6 FS	**1498900000**
Male	HDC HSB 6 MS	**1498700000**
Bulkhead (feed-through)	HDC 16B ABU	**1208600000**
Plug	HDC 16B TSBU 1PG21G	**1656480000**
Cable glands	VG 21-MS68	**1569110000**

Metal housing

«ЭЛЕКТРО-ПРОФИ» - http://www.ep.ru

RockStar® accessories

RockStar® accessories

Introduction	J.2
Crimp contacts	J.4
Coding	J.12
Shield lever	J.16
Other accessories	J.20

«ЭЛЕКТРО-ПРОФИ» - http://www.ep.ru

RockStar® accessories

In addition to heavy-duty connectors, RockStar® also includes functional and safety accessories – including crimp contacts, coding systems and shield clamps – to help you with your facility cabling.

A technically proper crimp connection should be gas-tight and corrosion-resistant. Machined crimp contacts are available with different performance requirements and with either silver or gold plating.

When aligning multiple connectors with similar mating profiles within one facility, you must safeguard against accidental plugging mistakes. The RockStar® product line also includes the corresponding locking pins, coding systems and pole coding for this purpose.

If multiple shielded cables are being fed into the connector housing using a flexible hose or a multi-cable feed, then the shielding should normally be connected to a shield clamp attached to an insert. The potential is conducted to the housing using the metallic transition. The shielded conductor is fastened to the shield clamp with shield clips, which are available in a variety of sizes.

Solid

Weidmüller's coding system can help you to clearly classify and organise your connectors while also ensuring that they cannot be plugged in incorrectly.

«ЭЛЕКТРО-ПРОФИ» - http://www.ep.ru

Secure

Solid, machined crimped contacts ensure a gas-tight and corrosion-resistant crimp.

Optimised shielding

Shield clamps and shield clips allow the shield to be directly attached to the connector housing.

«ЭЛЕКТРО-ПРОФИ» - http://www.ep.ru

Crimp contacts

Crimp contacts for fixed-pole inserts

Technical data

	for HD and HDD inserts	for HE and HEE inserts
Material	Copper alloy	Copper alloy
Surface hard gold-plated	0.8 µm	0.8 µm
Surface hard silver-plated	3 µm	3 µm
Contact resistance	≤ 4 mΩ	≤ 2 mΩ
Clamping range	0.14 ... 2.5 mm²	0.5 ... 4.0 mm²
	26 ... 14 AWG	20 ... 12 AWG
Stripping length	8 mm	7.5 mm

For HD and HDD inserts

Crimp contacts

Surface Gold

Surface Silver

Male			Female	
Qty.	Type	Order No.	Type	Order No.
100	HDC-C-HD-SM0.14-0.37AU	1651620000	HDC-C-HD-BM0.14-0.37AU	1651670000
100	HDC-C-HD-SM0.5AU	1651630000	HDC-C-HD-BM0.5AU	1651680000
100	HDC-C-HD-SM0.75-1.00AU	1651640000	HDC-C-HD-BM0.75-1.00AU	1651690000
100	HDC-C-HD-SM1.5AU	1651650000	HDC-C-HD-BM1.5AU	1651700000
100	HDC-C-HD-SM2.5AU	1651660000	HDC-C-HD-BM2.5AU	1651710000
100	HDC-C-HD-SM0.14-0.37AG	1651520000	HDC-C-HD-BM0.14-0.37AG	1651570000
100	HDC-C-HD-SM0.5AG	1651530000	HDC-C-HD-BM0.5AG	1651580000
100	HDC-C-HD-SM0.75-1.00AG	1601750000	HDC-C-HD-BM0.75-1.00AG	1601760000
100	HDC-C-HD-SM1.5AG	1651550000	HDC-C-HD-BM1.5AG	1651600000
100	HDC-C-HD-SM2.5AG	1651560000	HDC-C-HD-BM2.5AG	1651610000

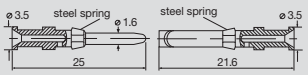

Conductor cross-section	Insulation stripping length	
0.14 – 0.37 mm²	AWG 26-22	8 mm
0.50 mm²	AWG 20	8 mm
0.75 – 1.00 mm²	AWG 18	8 mm
1.50 mm²	AWG 16	8 mm
2.50 mm²	AWG 14	8 mm

Tools

Crimping tool	Order No.
CTX CM 1.6 / 2.5	9018490000
CTIN CM 1.6/2.5	9205430000
Contact release tool	
Removal Tool HD	1866730000

J

For HE and HEE inserts

Crimp contacts

Surface Gold

Surface Silver

Male			Female	
Qty.	Type	Order No.	Type	Order No.
100	HDC-C-HE-SM0.5AU	1651420000	HDC-C-HE-BM0.5AU	1651470000
100	HDC-C-HE-SM0.75-1.00AU	1651430000	HDC-C-HE-BM0.75-1.00AU	1651480000
100	HDC-C-HE-SM1.5AU	1651440000	HDC-C-HE-BM1.5AU	1651490000
100	HDC-C-HE-SM2.5AU	1651450000	HDC-C-HE-BM2.5AU	1651500000
100	HDC-C-HE-SM4.0AU	1651460000	HDC-C-HE-BM4.0AU	1651510000
100	HDC-C-HE-SM4.65AU	1116540000	HDC-C-HE-BM4.65AU	1116530000
100	HDC-C-HE-SM0.5AG	1200500000	HDC-C-HE-BM0.5AG	1201100000
100	HDC-C-HE-SM0.75-1.00AG	1200600000	HDC-C-HE-BM0.75-1.00AG	1201200000
100	HDC-C-HE-SM1.5AG	1200700000	HDC-C-HE-BM1.5AG	1201300000
100	HDC-C-HE-SM2.5AG	1200800000	HDC-C-HE-BM2.5AG	1201400000
100	HDC-C-HE-SM4.0AG	1200900000	HDC-C-HE-BM4.0AG	1201500000

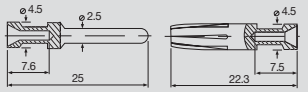

Conductor cross-section	Insulation stripping length	
0.50 mm²	AWG 20	7.5 mm
0.75 – 1.00 mm²	AWG 18	7.5 mm
1.50 mm²	AWG 16	7.5 mm
2.50 mm²	AWG 14	7.5 mm
4.00 mm²	AWG 12	7.5 mm
4.65 mm²	AWG 11	7.5 mm

Tools

Crimping tool	Order No.
CTX CM 1.6 / 2.5	9018490000
CTIN CM 1.6/2.5	9205430000
Contact release tool	
Removal Tool HE	1866750000

«ЭЛЕКТРО-ПРОФИ» - http://www.ep.ru

Crimp contacts for fixed-pole inserts

Technical data

	For HQ and MixMate inserts
Material	Copper alloy
Surface hard silver-plated	3 µm
Contact resistance	≤ 1 mΩ
Clamping range	1.5 ... 6 mm²
	16 ... 10 AWG
Stripping length	8 mm

For HQ and MixMate inserts

Crimp contacts

Surface Silver

Male			Female	
Qty.	**Type**	**Order No.**	**Type**	**Order No.**
25	HDC C HX SM1.5AG	**1002910000**	HDC C HX BM1.5AG	**1002950000**
25	HDC C HX SM2.5AG	**1002920000**	HDC C HX BM2.5AG	**1002960000**
25	HDC C HX SM4.0AG	**1002930000**	HDC C HX BM4.0AG	**1002970000**
25	HDC C HX SM6.0AG	**1002940000**	HDC C HX BM6.0AG	**1002980000**

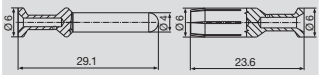

Conductor cross-section	Insulation stripping length	
1.50 mm²	AWG 16	8 mm
2.50 mm²	AWG 14	8 mm
4.00 mm²	AWG 12	8 mm
6.00 mm²	AWG 10	8 mm

Tools

Crimping tool	Order No.
CTIN CM 1.6/2.5	**9205430000**
Contact release tool	
Removal Tool HX	**1002990000**

«ЭЛЕКТРО-ПРОФИ» - http://www.ep.ru

Crimp contacts

Crimp contacts for HighPower

Technical data

	for HighPower 250 A
Material	Copper alloy
Surface hard silver-plated	3-5 µm
Contact resistance	≤ 0.1 mΩ
Clamping range	25 ... 95 mm² AWG 4 ... AWG 000
Stripping length	30 mm*

For HighPower 250 A

Crimp contacts

Wire connection cross-section*	Male	Order No.	Female	Order No.
25 mm²	HDC HP 250 M 25	**1079690000**	HDC HP 250 F 25	**1079720000**
35 mm²	HDC HP 250 M 35	**1079680000**	HDC HP 250 F 35	**1079730000**
50 mm²	HDC HP 250 M 50	**1119080000**	HDC HP 250 F 50	**1079740000**
70 mm²	HDC HP 250 M 70	**1119090000**	HDC HP 250 F 70	**1079750000**
95 mm²	HDC HP 250 M 95	**1119100000**	HDC HP 250 F 95	**1079770000**

Note: * In the version described here, the crimp contacts can be used for crimp connections with flexible, stranded, and finely stranded copper wires (according to DIN 48201 part 1 and DIN 57 295 VDE 0295) or with crimping inserts (according to DIN 48083 part 1, part 3 and part 4). We would be glad to customize the crimp contact to fit your requirements.

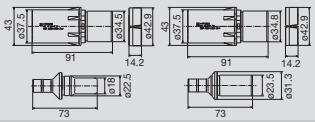

Conductor cross-section	Insulation stripping length	
25 mm²	AWG 4	23 mm
35 mm²	AWG 2	23 mm
50 mm²	AWG 1	23 mm
70 mm²	AWG 00	23 mm
95 mm²	AWG 000	23 mm

Hand crimping tools

Designation	Type	Order No.
Hand crimping tool	MTR 160	**9017250000**
Hand crimping tool	MTR 300	**9021390000**

Crimping inserts MTR 160

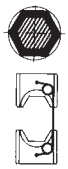

Cross-section (mm²)	Code to DIN 48083	Crimping width (mm)	Order No.
25	10	7.0	**9020920000**
35	12	7.0	**9020930000**
50	14	7.0	**9020940000**
70	16	7.0	**9020950000**
95	18	7.0	**9020960000**

Crimping inserts MTR 300

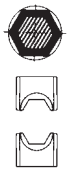

Cross-section (mm²)	Code to DIN 48083	Crimping width (mm)	Order No.
25	10	7.0	**9021450000**
35	12	7.0	**9021460000**
50	14	7.0	**9021470000**
70	16	7.0	**9021480000**
95	18	7.0	**9022290000**

«ЭЛЕКТРО-ПРОФИ» - http://www.ep.ru

Crimp contacts for HighPower

Technical data

	for HighPower 550 A
Material	Copper alloy
Surface hard silver-plated	3-5 µm
Contact resistance	≤ 0.1 mΩ
Clamping range	50 … 240 mm² AWG 1/0 … kcmil 500
Stripping length	30 mm*

For HighPower 550 A

Crimp contacts

Wire connection cross-section*	Male	Order No.	Female	Order No.
50 mm²	HDC HP 550 M 50	**1157800000**	HDC HP 550 F 50	**1177100000**
95 mm²	HDC HP 550 M 95	**1079790000**	HDC HP 550 F 95	**1079810000**
120 mm²	HDC HP 550 M 120	**1079780000**	HDC HP 550 F 120	**1079820000**
150 mm²	HDC HP 550 M 150	**1119110000**	HDC HP 550 F 150	**1079830000**
185 mm²	HDC HP 550 M 185	**1120580000**	HDC HP 550 F 185	**1079840000**
240 mm²	HDC HP 550 M 240	**1120590000**	HDC HP 550 F 240	**1120600000**

Note: * In the version described here, the crimp contacts can be used for crimp connections with flexible, stranded, and finely stranded copper wires (according to DIN 48201 part 1 and DIN 57 295 VDE 0295) or with crimping inserts (according to DIN 48083 part 1, part 3 and part 4). We would be glad to customise the crimp contact to fit your requirements.

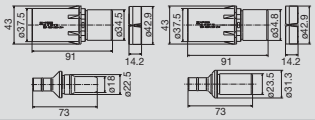

Conductor cross-section	Insulation stripping length	
50 mm²	AWG 1	30 mm
95 mm²	AWG 000	30 mm
120 mm²	AWG 0000	30 mm
150 mm²	AWG 00000	30 mm
185 mm²	AWG 000000	30 mm
240 mm²	kciml 500	30 mm

Hand crimping tools

Designation	Type	Order No.
Hand crimping tool	MTR 160	**9017250000**
Hand crimping tool	MTR 300	**9021390000**

Crimping inserts MTR 160

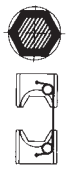

Cross-section (mm²)	Code to DIN 48083	Crimping width (mm)	Order No.
50	14	7.0	**9020940000**
95	18	7.0	**9020960000**
120	20	7.0	**9020970000**
150	22	7.0	**9020980000**
185	25	7.0	**9020990000**
240	28	7.0	**9021000000**

Crimping inserts MTR 300

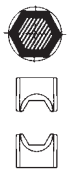

Cross-section (mm²)	Code to DIN 48083	Crimping width (mm)	Order No.
50	14	7.0	**9021470000**
95	18	7.0	**9022290000**
120	20	7.0	**9022300000**
150	22	7.0	**9022310000**
185	25	7.0	**9022320000**
240	28	7.0	**9022330000**

«ЭЛЕКТРО-ПРОФИ» - http://www.ep.ru

Crimp contacts

Crimp contacts for the modular ConCept system

Technical data

	CM-3	CM-5	CM-10	CM-HE	CM ST Hybrid
Material	Copper alloy	Copper alloy	v	Copper alloy	Tin-bronze
Surface hard gold-plated			0.8 µm	0.8 µm	
Surface hard silver-plated	3 µm	3 µm	3 µm	3 µm	
Contact resistance	≤ 1 mΩ	≤ 2 mΩ	≤ 4 mΩ	≤ 2 mΩ	≤ 5 mΩ
Clamping range	1.5 ... 10 mm²	0.5 ... 4.0 mm²	0.14 ... 2.5 mm²	0.5 ... 4.0 mm²	0.25 … 0.5 mm²
	16 ... 7 AWG	20 ... 12 AWG	26 ... 14 AWG	20 ... 12 AWG	AWG 24 … 20
Stripping length	10 mm	7 mm	8 mm	7.5 mm	3 mm

For CM-3 modules

Crimp contacts

Surface Silver

Qty.	Male	Order No.	Female	Order No.
100	HDC-C-M3-SM1.5AG	**1698120000**	HDC-C-M3-BM1.5AG	**1698130000**
100	HDC-C-M3-SM2.5AG	**1698140000**	HDC-C-M3-BM2.5AG	**1698150000**
100	HDC-C-M3-SM4.0AG	**1682260000**	HDC-C-M3-BM4.0AG	**1682270000**
100	HDC-C-M3-SM6.0AG	**1682280000**	HDC-C-M3-BM6.0AG	**1682290000**
100	HDC-C-M3-SM10.0AG	**1682300000**	HDC-C-M3-BM10.0AG	**1682310000**

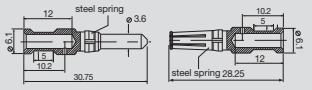

Conductor cross-section	Insulation stripping length	
1.50 mm²	AWG 16	10 mm
2.50 mm²	AWG 14	10 mm
4.00 mm²	AWG 12	10 mm
6.00 mm²	AWG 10	10 mm
10.00 mm²	AWG 7	10 mm

Tools

Crimping tool 1.5 ... 2.5 mm²	Order No.
CTX CM 1.6 / 2.5	**9018490000**
CTIN CM 1.6/2.5	**9205430000**
Crimping tool 4 ... 10 mm²	
CTX CM 3.6	**9018480000**
Crimping tool 1.5 ... 10 mm²	
CTIN CM 3.6	**9205440000**
Contact release tool	
Removal Tool CM3	**1866710000**

For CM-5 modules

Crimp contacts

Surface Silver

Qty.	Male	Order No.	Female	Order No.
100	HDC-C-M5-SM0.5AG	**1682320000**	HDC-C-M5-BM0.5AG	**1682330000**
100	HDC-C-M5-SM0.75-1.00AG	**1682340000**	HDC-C-M5-BM0.75-1.00AG	**1682350000**
100	HDC-C-M5-SM1.5AG	**1682360000**	HDC-C-M5-BM1.5AG	**1682370000**
100	HDC-C-M5-SM2.5AG	**1682380000**	HDC-C-M5-BM2.5AG	**1682390000**
100	HDC-C-M5-SM4.0AG	**1682400000**	HDC-C-M5-BM4.0AG	**1682410000**

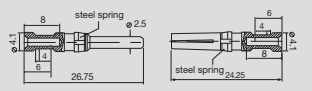

Conductor cross-section	Insulation stripping length	
0.5 mm²	AWG 20	7 mm
0.75 - 1.00 mm²	AWG 18	7 mm
1.50 mm²	AWG 16	7 mm
2.50 mm²	AWG 14	7 mm
4.00 mm²	AWG 12	7 mm

Tools

Crimping tool	Order No.
CTX CM 1.6 / 2.5	**9018490000**
CTIN CM 1.6/2.5	**9205430000**
Contact release tool	
Removal Tool CM5	**1866720000**

«ЭЛЕКТРО-ПРОФИ» - http://www.ep.ru

For CM-10 modules and ConCept system bus, 1 and 4 poles

Crimp contacts

Surface Gold

Surface Silver

Qty.	Male	Order No.	Female	Order No.
100	HDC-C-HD-SM0.14-0.37AU	**1651620000**	HDC-C-HD-BM0.14-0.37AU	**1651670000**
100	HDC-C-HD-SM0.5AU	**1651630000**	HDC-C-HD-BM0.5AU	**1651680000**
100	HDC-C-HD-SM0.75-1.00AU	**1651640000**	HDC-C-HD-BM0.75-1.00AU	**1651690000**
100	HDC-C-HD-SM1.5AU	**1651650000**	HDC-C-HD-BM1.5AU	**1651700000**
100	HDC-C-HD-SM2.5AU	**1651660000**	HDC-C-HD-BM2.5AU	**1651710000**
100	HDC-C-HD-SM0.14-0.37AG	**1651520000**	HDC-C-HD-BM0.14-0.37AG	**1651570000**
100	HDC-C-HD-SM0.5AG	**1651530000**	HDC-C-HD-BM0.5AG	**1651580000**
100	HDC-C-HD-SM0.75-1.00AG	**1601750000**	HDC-C-HD-BM0.75-1.00AG	**1601760000**
100	HDC-C-HD-SM1.5AG	**1651550000**	HDC-C-HD-BM1.5AG	**1651600000**
100	HDC-C-HD-SM2.5AG	**1651560000**	HDC-C-HD-BM2.5AG	**1651610000**

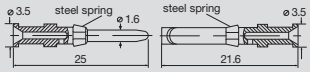

Conductor cross-section	Insulation stripping length	
0.14 – 0.37 mm²	AWG 26-22	8 mm
0.50 mm²	AWG 20	8 mm
0.75 – 1.00 mm²	AWG 18	8 mm
1.50 mm²	AWG 16	8 mm
2.50 mm²	AWG 14	8 mm

Tools

Crimping tool	Order No.
CTX CM 1.6 / 2.5	**9018490000**
CTIN CM 1.6/2.5	**9205430000**
Contact release tool	
Removal Tool HD	**1866730000**

For CM-HE modules and ConCept system bus, 1-pole HE

Crimp contacts

Surface Gold

Surface Silver

Qty.	Male	Order No.	Female	Order No.
100	HDC-C-HE-SM0.5AU	**1651420000**	HDC-C-HE-BM0.5AU	**1651470000**
100	HDC-C-HE-SM0.75-1.00AU	**1651430000**	HDC-C-HE-BM0.75-1.00AU	**1651480000**
100	HDC-C-HE-SM1.5AU	**1651440000**	HDC-C-HE-BM1.5AU	**1651490000**
100	HDC-C-HE-SM2.5AU	**1651450000**	HDC-C-HE-BM2.5AU	**1651500000**
100	HDC-C-HE-SM4.0AU	**1651460000**	HDC-C-HE-BM4.0AU	**1651510000**
100	HDC-C-HE-SM4.65AU	**1116540000**	HDC-C-HE-BM4.65AU	**1116530000**
100	HDC-C-HE-SM0.5AG	**1200500000**	HDC-C-HE-BM0.5AG	**1201100000**
100	HDC-C-HE-SM0.75-1.00AG	**1200600000**	HDC-C-HE-BM0.75-1.00AG	**1201200000**
100	HDC-C-HE-SM1.5AG	**1200700000**	HDC-C-HE-BM1.5AG	**1201300000**
100	HDC-C-HE-SM2.5AG	**1200800000**	HDC-C-HE-BM2.5AG	**1201400000**
100	HDC-C-HE-SM4.0AG	**1200900000**	HDC-C-HE-BM4.0AG	**1201500000**

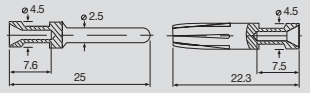

Conductor cross-section	Insulation stripping length	
0.50 mm²	AWG 20	7.5 mm
0.75 – 1.00 mm²	AWG 18	7.5 mm
1.50 mm²	AWG 16	7.5 mm
2.50 mm²	AWG 14	7.5 mm
4.00 mm²	AWG 12	7.5 mm
4.65 mm²	AWG 11	7.5 mm

Tools

Crimping tool	Order No.
CTX CM 1.6 / 2.5	**9018490000**
CTIN CM 1.6/2.5	**9205430000**
Contact release tool	
Removal Tool HD	**1866750000**

For ConCept ST modules with hybrid insert

Crimp contacts hybrid

Male

Female



Qty.	Male	Order No.	Female	Order No.
300	IE-BIC-HYB-P-0.5-300	**1096150000**	IE-PIC-HYB-S-0.5-300	**1096180000**

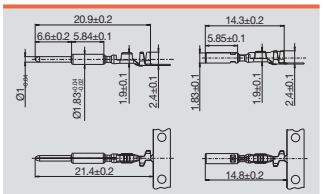

Conductor cross-section	Insulation stripping length	
0.21 – 0.50 mm²	AWG 24-20	3.5 mm

Accessories

Crimping tool hybrid	Order No.
HTF HYB	**1119580000**

«ЭЛЕКТРО-ПРОФИ» - http://www.ep.ru

Crimp contacts

Fibre optic contacts

Fibre-optic cables guarantee interference-free transmission without any feedback.

The new fibre-optic contacts can now also be used in heavy-duty connectors. Their shape corresponds to that of our proven HD contacts for connecting conventional copper wires. Accordingly, they can be assembled in existing connectors of the HD series, as well as being suitable for use with the ConCept modular system. It is even possible to connect fibre-optic wires and copper wires in a single connector.

The advantages at a glance:

- Immune to electromagnetic interference
- Absolute contact separation
- Weight reduction by dispensing with copper wires
- High transmission capacity and large bandwidth
- All advantages now also available for robust industrial environments

HDC-C-HD ... LWL 1.0 POF

Technical data

Connection for POF cable	
Maximum outer diameter	2.2 mm
Polymer fibre diameter	1.0 mm
Attenuation	
– Requirement to DIN IEC Part 7 Section 2/05.94:	< 3 dB
– the HDC-C-HD LWL contacts in plugged-in state:	< 2 dB
Material	
Temperature range	–40 °C to +85 °C
Contact material	Nickel-silver
Over-spring	Copper alloy

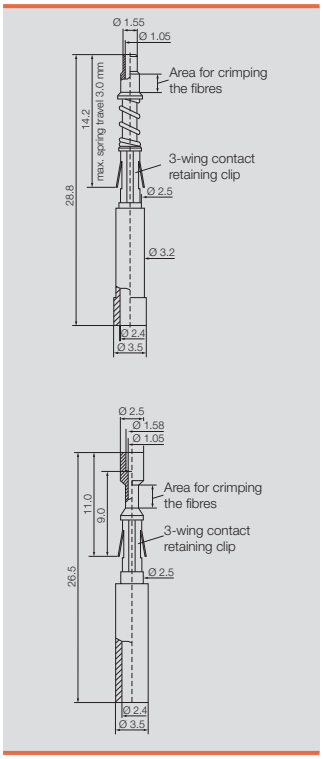

Ordering data

Qty.	Male	Order No.	Female	Order No.
5	HDC-C-HD-S-LWL 1.0 POF	**1773630000**	HDC-C-HD-B-LWL 1.0 POF	**1773640000**

HD inserts must be ordered separately

«ЭЛЕКТРО-ПРОФИ» - http://www.ep.ru

Instructions for assembling fibre optic contacts

1. Cut POF cable (polymer optical fibre) to the required length with cutting tool (we recommend the KT 8).

2. The end face of the fibre of 2.2 mm POF cables must be polished before crimping onto the fibre optic contact. Insert end of POF cable into polishing disc and polish with polishing sheet placed on a smooth surface (e.g. glass plate). Wipe away any residues after polishing. The best optical attenuation values are obtained with wet polishing.

3. Strip sheath of 2.2 mm POF cable to at least 14 mm for female contacts (HDC-C-HD-B-LWL) and at least 19 mm for male contacts (HDC-C-HD-S-LWL).

4. Crimping:
   A. Insert POF cable into male contact, then both together into the crimping die.
   B. The female contact has to be inserted angled slightly downwards into the die.
   Make sure the end face of the contact and the plastic fibre press against the locator.
   C. Squeeze the hand levers until the tool unlocks.
   D. Release option in case of incorrect operation.

A. Male B. Female

C.

D.

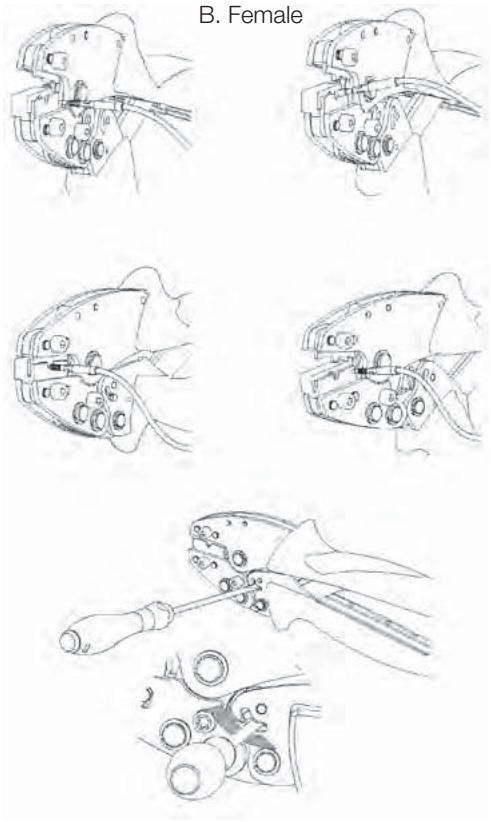

Cutting tool

including positioning sleeve

Type	Qty.	Order No.
KT 8	1	9002650000

Polishing disc for fibre-optic cable

Polishing sheet, 1000 grit size

Type	Qty.	Order No.
PS LWL/POF	1	9020390000
PB LWL/POF	1	9020400000

Stripping tool

for fibre-optic cable

Type	Qty.	Order No.
AM LWL/POF	1	9020360000

Crimping tool

for fibre-optic set

Type	Qty.	Order No.
HTX-HDC/POF	1	9010950000

Contact release tool

for removing machined HD and fibre-optic contacts

Type	Qty.	Order No.
Removal Tool HD	1	1866730000

«ЭЛЕКТРО-ПРОФИ» - http://www.ep.ru

Coding

Coding pins

Where several connectors of similar type are arranged on a machine, it is essential to avoid the risk of connectors being inserted in the wrong place.
If you have up to 6 connectors to code, Weidmüller coding pins are the simplest solution. They allow 6 secure coding variations.

In this case, you substitute 2 M3 fastening screws on the female insert by coding pins. On the male insert, you leave the opposing fastening screws where they are and substitute the others by coding pins. You then have a pair of inserts that fit together. The coding diagram illustrates the system.

Ordering data

Type	Qty.	Order No.
SPB-M 3	10	**1203600000**

Allow 4 coding pins for each connector.

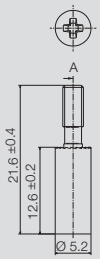

Coding arrangement for coding pins

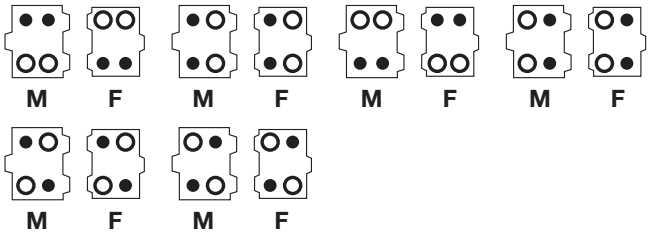

«ЭЛЕКТРО-ПРОФИ» - http://www.ep.ru

Coding system with guiding function

If you have more than 6 connectors of similar type to code, you need coding pins and coding sockets.
Replace all M3 fastening screws of an insert by 2 coding pins and 2 coding sockets. You then fit 2 coding pins and 2 coding sockets to the mating insert, in a complementary arrangement. Fit coding pins to the other connectors in the same way, but with a different arrangement. The coding diagram illustrates the system.

Ordering data DSTV

For fixed-pole inserts and ConCept plastic frames

Cod. socket 5 mm dia ○
Cod. pin 4 mm dia ●

Type	Qty.	Order No.
DSTV COST4	100	**1471300000**
DSTV COBU5	100	**1471500000**

Plan to have four coding pins and four coding sockets for each connector.

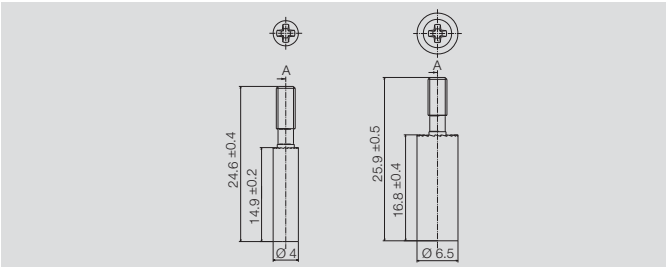

Coding arrangement for coding pins



Ordering data HDC CM

For ConCept metal frames

Cod. socket 5 mm dia ○
Cod. pin 4 mm dia ●

Type	Qty.	Order No.
HDC CM GUIDING PIN	100	**1202660000**
HDC CM GUIDING SOCKET	100	**1202670000**

Plan to have four coding pins and four coding sockets for each connector.

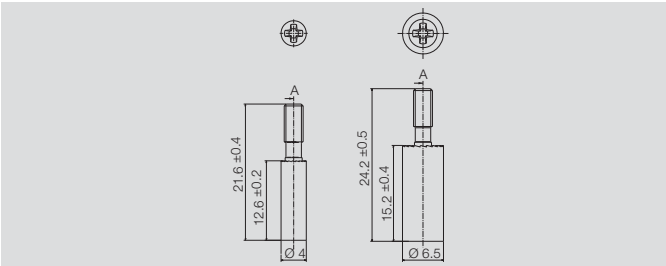

«ЭЛЕКТРО-ПРОФИ» - http://www.ep.ru

Coding

Assembly instructions for the coding system for the RockStar® HDC HighPower connectors

The coding elements (available under Accessories) can be used to code up to five connectors.

Ordering data

Mounting frame

Type	Order No.
HDC 06B HP250 MPL1	**1103680000**
HDC 24B HP250 MPL2 TYP1	**1103690000**
HDC 24B HP250 MPL2 TYP2	**1103740000**
HDC 24B HP250 MPL3 TYP1	**1079640000**
HDC 24B HP250 MPL3 TYP2	**1103750000**
HDC 24B HP250 MPL4PE T1	**1212890000**
HDC 24B HP250 MPL4PE T2	**1212910000**
HDC 24B HP250 MPL4 TYP1	**1160430000**
HDC 24B HP250 MPL4 TYP2	**1160440000**

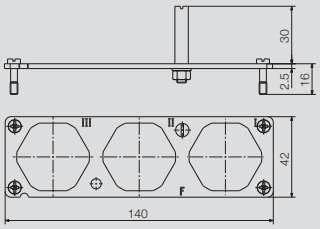

Coding arrangement Male/Female

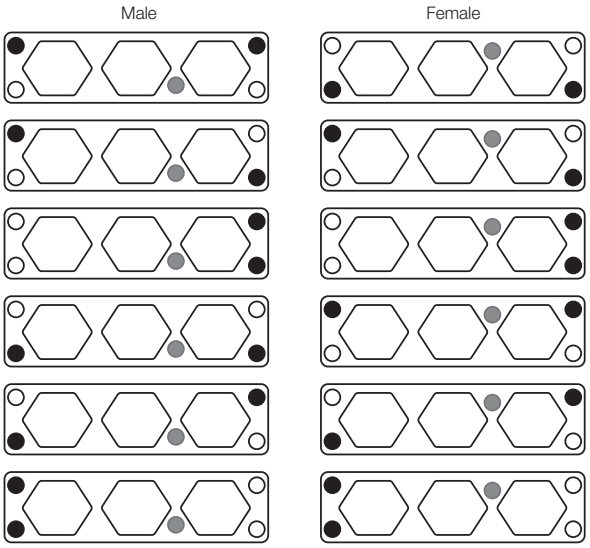

«ЭЛЕКТРО-ПРОФИ» - http://www.ep.ru

HE coding pin

Use the HE coding pin for a quick and simple solution to avoid mixing up your plug-in connections. The coding pin can be inserted into a single contact chamber (instead of a crimp contact) on both the male and female side of the connector. The opposite mated contact then remains free. The HE coding pin can be used to code all inserts and modules using HE-series crimp contacts.

These include the following:

- HA crimp inserts
- HE crimp inserts
- HEE inserts
- HQ 5 insert
- HQ 8 insert
- S8/24 insert (power contacts)
- CM-HE module

Ordering data

Type	Qty.	Order No.
HDC HE CP	100	**1003240000**

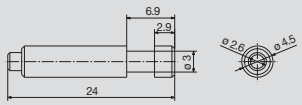

HQ 7 coding system

You can protect 7-pole HQ connectors against false insertions by using the HQ 7 coding system. Both a coding pin and socket are used for protection. Six different variants are permitted by the shape of the optional coding which is aligned centrally in the connector. Refer to the coding diagram for the layout.

Ordering data

Type	Qty.	Order No.
HDC HQ 7 CPM	50	**1003230000**
HDC HQ 7 CPF	50	**1003220000**

Note: six-way coding is possible with a coding pin.

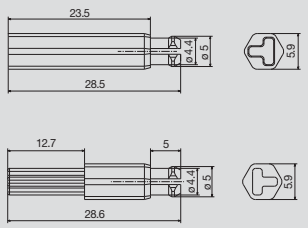

Coding arrangement Male/Female

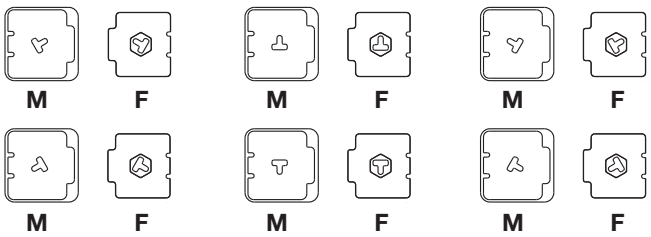

«ЭЛЕКТРО-ПРОФИ» - http://www.ep.ru

Shield lever

Shield lever for sizes 3, 4, 6 and 8
for fitting of shield clamps or KLBÜ 3–8 SC

Technical data

Use	Clamping of the shield
Fastening of shield lever	To PE terminal, both sides, 2nd screw for fixing
Cable connection system	Shield clamp or KLBÜ clamping yoke
No. shield clamps or KLBÜ clamping yokes	
Size 3	1*
Size 4	2*
Size 6	3*
Size 8	5*
Clamping range shield clamp	see page J.20
Material	Steel
Surface	Galvanised
Temperature range	–40 °C ... +125 °C
Note: *Fastening points of shield clamp, 16 mm spacing	

Shield lever
for standard inserts and the ConCept modular system (plastic frame)

HDC SHIELD LEVER 3 SC

Type	Size	Qty.	Order No.
HDC SHIELD LEVER 3 SC	3	1	**1867390000**

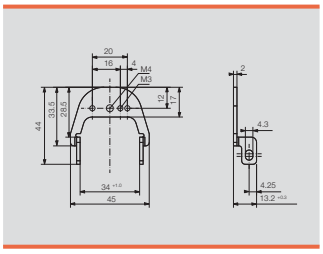

HDC SHIELD LEVER 4 SC

Type	Size	Qty.	Order No.
HDC SHIELD LEVER 4 SC	4	1	**1867370000**

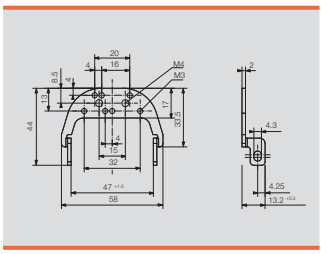

HDC SHIELD LEVER 6 SC

Type	Size	Qty.	Order No.
HDC SHIELD LEVER 6 SC	6	1	**1867380000**

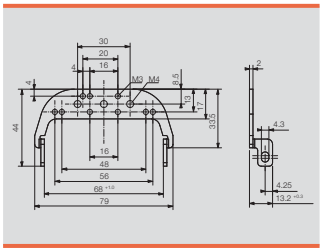

HDC SHIELD LEVER 8 SC

Type	Size	Qty.	Order No.
HDC SHIELD LEVER 8 SC	8	1	**1867360000**

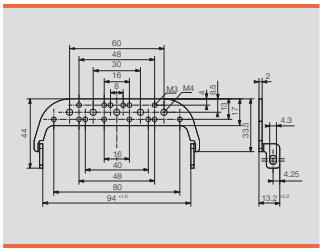

«ЭЛЕКТРО-ПРОФИ» - http://www.ep.ru

Shield lever

for standard inserts and the ConCept modular system (plastic frame) – special versions

SHIELD LEVER 8 MOD 35 mm

Type	Size	Qty.	Order No.
SHIELD LEVER 8 MOD 35mm	8	1	**1000950001**

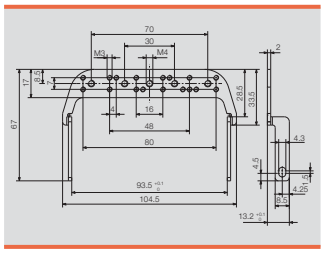

Shield lever

Special versions

SHIELD LEVER 8 MOD HIGH

Type	Size	Qty.	Order No.
SHIELD LEVER 8 MOD HIGH	8	1	**1009310000**

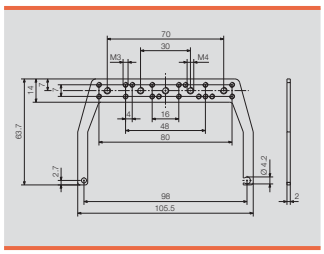

HDC SHIELD LEVER 8 LL

Type	Size	Qty.	Order No.
HDC SHIELD LEVER 8 LL	8	1	**1011380000**

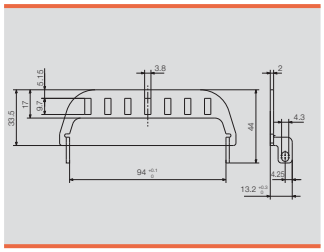

«ЭЛЕКТРО-ПРОФИ» - http://www.ep.ru

Shield lever

for the ConCept modular system (metal frame) – straight version

SHIELD LEVER 3 MOD

Type	Size	Qty.	Order No.
SHIELD LEVER 3 MOD	3	1	1983910000

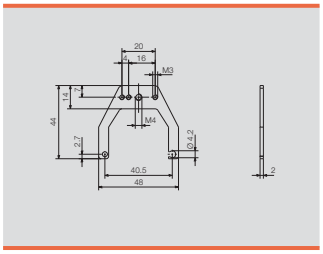

SHIELD LEVER 4 MOD

Type	Size	Qty.	Order No.
SHIELD LEVER 4 MOD	4	1	1983920000

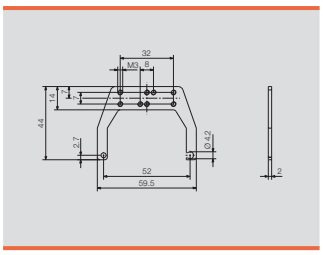

SHIELD LEVER 6 MOD

Type	Size	Qty.	Order No.
SHIELD LEVER 6 MOD	6	1	1983930000

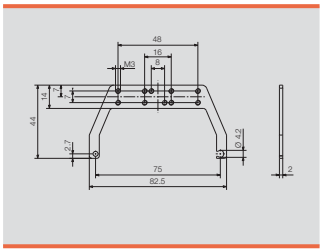

SHIELD LEVER 8 MOD

Type	Size	Qty.	Order No.
SHIELD LEVER 8 MOD	8	1	1983940000

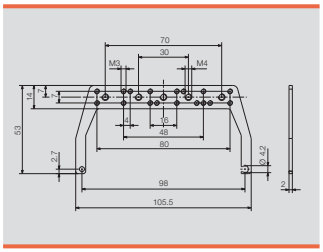

SHIELD LEVER 8 MOD HIGH

Type	Size	Qty.	Order No.
SHIELD LEVER 8 MOD HIGH	8	1	1009310000

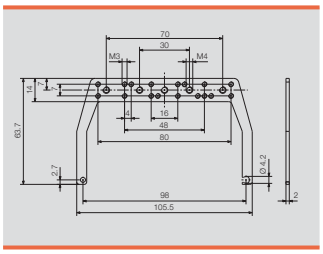

«ЭЛЕКТРО-ПРОФИ» - http://www.ep.ru

Shield lever

for the ConCept modular system (metal frame) – 45° angled version

SHIELD LEVER 3 CSB 45°

Type	Size	Qty.	Order No.
SHIELD LEVER 3 CSB 45°	3	1	1017040000

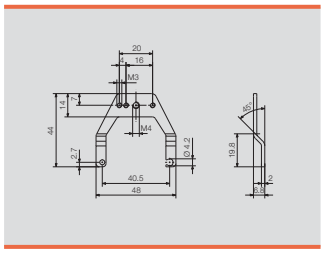

SHIELD LEVER 4 CSB 45°

Type	Size	Qty.	Order No.
SHIELD LEVER 4 CSB 45°	4	1	1017050000

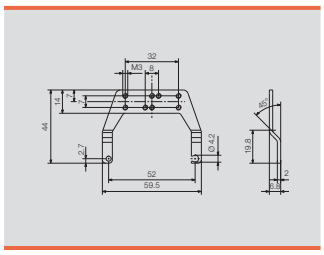

SHIELD LEVER 6 CSB 45°

Type	Size	Qty.	Order No.
SHIELD LEVER 6 CSB 45°	6	1	1017060000

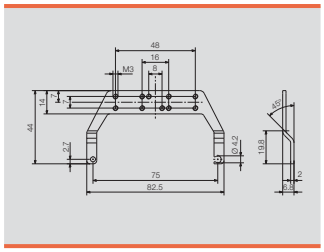

SHIELD LEVER 8 CSB 45°

Type	Size	Qty.	Order No.
SHIELD LEVER 8 CSB 45°	8	1	1017070000

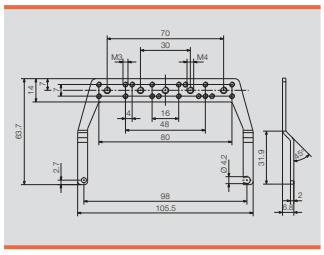

SHIELD LEVER 8 CSB 45°L

Type	Size	Qty.	Order No.
SHIELD LEVER 8 CSB 45°L	8	1	1018760000

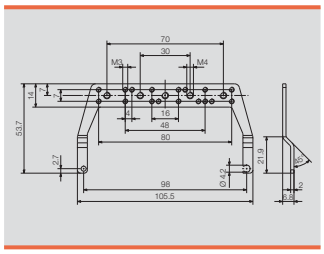

«ЭЛЕКТРО-ПРОФИ» - http://www.ep.ru

Other accessories

Shield clamps for shield levers of size 3 (06B), 4 (10B), 6 (16B) and 8 (24B)

Technical data

Use	Clamps shield on the shield lever	
Fastening of shield lever	With supplied fastening accessories	
Clamping range shield clamp	Cable diameter mm	Gauge of fastening holes mm
Shield clamp 10 mm	10	20
Shield clamp 9 mm	9	20
Shield clamp 8 mm	8	20
Shield clamp 7 mm	7	20
Shield clamp 6 mm	6	16
Shield clamp 5 mm	5	16
Shield clamp 4.5 mm	4.5	16
Material	Steel	
Surface	Galvanised	
Temperature range	–40 °C ... +125 °C	

Shield clamps

Type	Qty.	Order No.
SHIELD CLAMP 4.5 WO S	100	**1018120000**
SHIELD CLAMP 5 WO S	100	**1018130000**
SHIELD CLAMP 6 WO S	100	**1018150000**
SHIELD CLAMP 7 WO S	100	**1018160000**
SHIELD CLAMP 8 WO S	100	**1018170000**
SHIELD CLAMP 9 WO S	100	**1018180000**
SHIELD CLAMP 10 WO S	100	**1018110000**
SHIELD CLAMP 14 WO S	100	**1041490000**

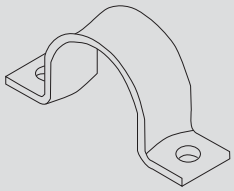

Shield contact clips with fitting materials

Type	Qty.	Order No.
HDC SHIELD CLAMP 4.5	100	**1912190000**
HDC SHIELD CLAMP 5.0	100	**1912200000**
HDC SHIELD CLAMP 6.0	100	**1912210000**
HDC SHIELD CLAMP 7.0	100	**1912220000**
HDC SHIELD CLAMP 8.0	100	**1912230000**
HDC SHIELD CLAMP 9.0	100	**1912240000**
HDC SHIELD CLAMP 10.0	100	**1912250000**
HDC SHIELD CLAMP 14.0	1	**1002820000**

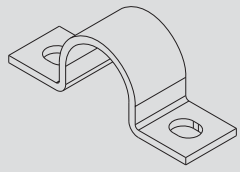

«ЭЛЕКТРО-ПРОФИ» - http://www.ep.ru

HDC GRIP PANEL 8 SC

Technical data

Use	To establish direct contact to bulkhead Fastened with integrated M5 screws
Advantages	Broad contact surface gives large-area contact Low contact resistance; high torsional rigidity Shield can be connected to grip panel
Material data Grip Panel 8 SC	
Material	Steel
Surface	Galvanised
Temperature range	–40 °C to 125 °C
System data	
Size	24B or 8 KLBÜ and shield clamps can be used Cable ties can be used for fixing cable

Grip panel

Type	Qty.	Order No.
HDC GRIP PANEL 8 SC	5	**1934770000**

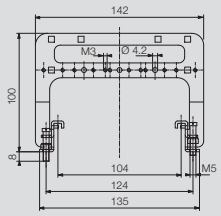

PE and mounting screws

Type	Qty.	Order No.
HDC PE HA SCREW M4x5.5	50	**1025660000**
HDC PE HE SCREW M4x7.8	50	**1025670000**
HDC PE HD/ HDD/CF SCREW M4x6	50	**1029440000**
HDC PE HSB/S SCREW M5x8	50	**1029470000**
HDC PE S6/6 SCREW M4x8	50	**1029520000**
HDC FIXING SC SIZE1 M3x6	50	**1168850000**
HDC FIXING SCREW M3x10	50	**1029510000**

«ЭЛЕКТРО-ПРОФИ» - http://www.ep.ru

Other accessories

Locking foot for TS 35 mounting rail

Locking hook

Example: DSTV-TS

Ordering data

Type	Qty.	Order No.
DSTV-TS 6-24	10	**1595220000**

Note:
For all inserts apart from HA and all inserts of size 1

Ordering data

Type	Qty.	Order No.
DSTV-TS 6 VH	10	**1595230000**
DSTV-TS 10-24 VH	10	**1595240000**

Note:
For all inserts apart from HA and all inserts of size 1

«ЭЛЕКТРО-ПРОФИ» - http://www.ep.ru

HDC screw adapter

The screw adapter is an IP20 installation solution with a full metal construction. The inserts are screwed into the screw adapters. The fastening screws for the inserts should be tightened with 0.5 Nm torque.

After the contact insert has been properly connected with the screw adapter, it can be mounted to the bulkhead or used as a mating connector, depending on the particular version. Three different screw adapters are possible based on the screw-in angle. The required mounting hardware is included.



HDC ADAPTER W. SCREW

Type	Qty.	Order No.
HDC ADAPTER W. SCREW	1	**1017010000**

Note: Knurled screw interlock for the connector.

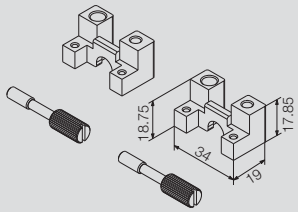

HDC SCREW ADAPTER

Type	Qty.	Order No.
HDC SCHRAUBADAPTER	1	**1002790000**

Note: Rectangular cut-out and M4 screws for mounting to wall panel; M3 screws for mounting the insert in the adapter.

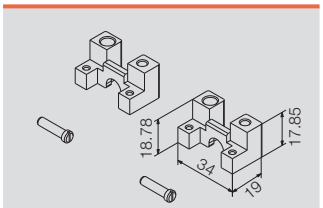

HDC SCREW ADAPTER W/O T

Type	Qty.	Order No.
HDC SCREW ADAPTER W/O T	1	**1028030000**

Note: Direct mounting on wall panel with rectangular cut-out and M3 screws

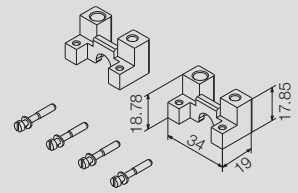

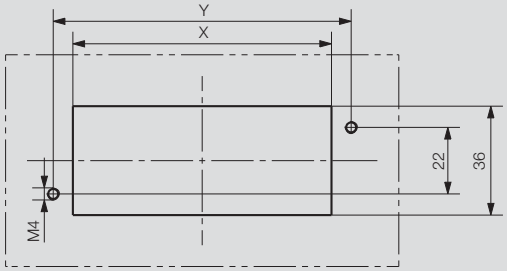

Size	Dimension „X“	Dimension „Y“
3	52.0 mm	65.0 mm
4	65.0 mm	78.0 mm
6	85.5 mm	98.5 mm
8	112.0 mm	125.0 mm

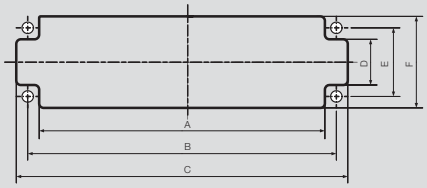

Size	Type	A	B	C	D	E	F
Size 3	HE 06	38 $^{+0.2}_{+0.5}$	44	48 $^{+0.2}_{+0.5}$	36 $^{+0.2}_{+0.5}$	27	14 $^{+0.2}_{+0.5}$
Size 4	HE 10	51 $^{+0.2}_{+0.5}$	57	61 $^{+0.2}_{+0.5}$	36 $^{+0.2}_{+0.5}$	27	14 $^{+0.2}_{+0.5}$
Size 6	HE 16	71.5 $^{+0.2}_{+0.5}$	77.5	81.5 $^{+0.2}_{+0.5}$	36 $^{+0.2}_{+0.5}$	27	14 $^{+0.2}_{+0.5}$
Size 8	HE 24	98 $^{+0.2}_{+0.5}$	104	108 $^{+0.2}_{+0.5}$	36 $^{+0.2}_{+0.5}$	27	14 $^{+0.2}_{+0.5}$

«ЭЛЕКТРО-ПРОФИ» - http://www.ep.ru

Other accessories

Adapter plates, plastic



Cover plates

Adapter plates, SUB-D

Technical data

Adapter plates, plastic	
Material	PA6
Sealing material	TPE-S
Colour	orange/grey
Temperature range	–30 °C to +110 °C
Class of protection	IP 65

Technical data

Cover plates	
Material	PA6 / FE
Sealing material	TPE-S
Colour	orange/grey
Temperature range	–30 °C to +110 °C
Class of protection	IP 65

Technical data

Adapter plates, SUB-D	
Material	PA6
Sealing material	
Colour	grey
Temperature range	–30 °C to +110 °C
Class of protection	

Ordering data

Type	Size	Qty.	Order No.
orange			
ADP-8/3-OR	3	10	**1664980000**
ADP-8/4-OR	4	10	**1665000000**
ADP-8/6-OR	6	10	**1665020000**
grey			
ADP-8/3-GR	3	10	**1664990000**
ADP-8/4-GR	4	10	**1665010000**
ADP-8/6-GR	6	10	**1665030000**

Ordering data

Type	Size	Qty.	Order No.
Sheet steel			
ABD-1 sheet steel	1	10	**9457300000**
Plastic, grey			
ABD-2-GR	2	10	**1664330000**
ABD-3-GR	3	10	**1664350000**
ABD-4-GR	4	10	**1664360000**
ABD-5-GR	5	10	**1664370000**
ABD-6-GR	6	10	**1664390000**
ABD-8-GR	8	10	**1664970000**
Plastic, orange			
ABD-8-OR	8	10	**1664960000**

Ordering data

Type	Aperture	Qty.	Order No.
Size 3 / Plastic			
ADS/6-1/9	1 x SUB-D 9	10	**1665940000**
ADS/6-2/9	2 x SUB-D 9	10	**1665950000**
ADS/6-1/15	1 x SUB-D 15	10	**1666200000**
ADS/6-2/15	2 x SUB-D 15	10	**1666210000**
Size 4 / Plastic			
ADS/10-1/25	1 x SUB-D 25	10	**1666220000**
ADS/10-2/25	2 x SUB-D 25	10	**1666230000**
Size 6 / Plastic			
ADS/16-1/25	1 x SUB-D 25	10	**1666320000**
ADS/16-2/25	2 x SUB-D 25	10	**1666330000**
ADS/16-1/37	1 x SUB-D 37	10	**1666340000**
ADS/16-2/37	2 x SUB-D 37	10	**1666350000**
ADS/16-1/50	1 x SUB-D 50	10	**1666460000**

«ЭЛЕКТРО-ПРОФИ» - http://www.ep.ru

Profile seals

Gaskets

Ordering data

Type	Size	Qty.	Order No.
HDC DG 07A	1	5	**1044580000**
HDC DG 10A	2	5	**1044590000**
HDC DG 06B	3	5	**1044610000**
HDC DG 10B	4	5	**1044620000**
HDC DG 16A	5	5	**1044600000**
HDC DG 16B	6	5	**1044630000**
HDC DG 32A	7	5	**1044640000**
HDC DG 24B	8	5	**1044650000**
HDC DG 48A 32B	9/10	5	**1044660000**
HDC DG 48B	12	5	**1044670000**

Note:
for bulkhead and coupling housings

Ordering data

Type	Size	Qty.	Order No.
HDC FLDG 04A	1	5	**1044480000**
HDC FLDG 10A	2	5	**1044490000**
HDC FLDG 06B	3	5	**1044500000**
HDC FLDG 10B	4	5	**1044510000**
HDC FLDG 16A	5	5	**1044520000**
HDC FLDG 16B	6	5	**1044530000**
HDC FLDG 32A	7	5	**1044540000**
HDC FLDG 24B	8	5	**1044550000**
HDC FLDG 32B	10	5	**1044560000**
HDC FLDG 48B	12	5	**1044570000**
HDC-HB10 AWVL FD	HB-10 AWVL	500	**1855680000**

Note:
for bulkhead housings

«ЭЛЕКТРО-ПРОФИ» - http://www.ep.ru

Other accessories

Protective transportation cap for IP66 housings

The protective transportation caps are available for sizes 3, 4, 6 and 8. They can be used with the IP65/IP66 standard housings. The transportation caps are easy to attach and provide IP20 protection. They can be used with all bottom housing sections, bulkhead housings or base housings. A lanyard (not included) can be threaded through the built-in eyelet.

Technical data

Material	Polypropylene
UL94	HB
Colour	white/transparent
Temperature range	–55 °C ... +110 °C
Class of protection	IP20

Protective transportation cap for IP66 housings

HDC 06B DC

Type	Qty.	Order No.
HDC 06B DC	10	**1215900000**

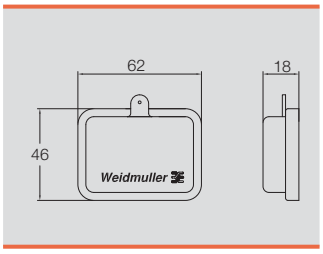

HDC 10B DC

Type	Qty.	Order No.
HDC 10B DC	10	**1215910000**

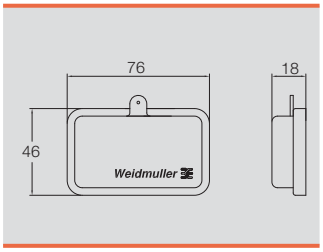

HDC 16B DC

Type	Qty.	Order No.
HDC 16B DC	10	**1215920000**

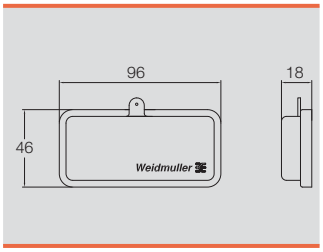

HDC 24B DC

Type	Qty.	Order No.
HDC 24B DC	10	**1215930000**

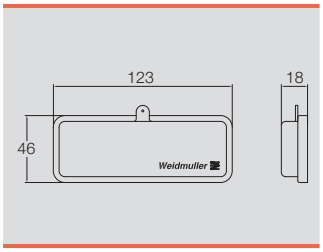

«ЭЛЕКТРО-ПРОФИ» - http://www.ep.ru

Tools

Tools

Introduction	K.2
Cutting	K.4
Stripping	K.7
Crimping	K.12
Screwdrivers	K.20
Miscellaneous	K.25

«ЭЛЕКТРО-ПРОФИ» - http://www.ep.ru

Tools

Weidmüller's professional tools are the result of an intensive development process that has been specifically focussed on the requirements of their use in practice.
The ideal tool can only be designed by a company that understands work processes and is constantly engaged on perfecting these processes. In addition to optimising the workflow, we are also concentrating on ensuring a long lifespan and improving application-based functionality for our products. Weidmüller establishes this by designing tools and products that are perfectly matched to each other.
At Weidmüller, everything fits together.
We offer many tools that help you work safely and precisely for an optimised installation of heavy-duty connectors. The new stripax®, for example, with its 70 self-adjusting blades, ensures that insulation is cut precisely, without damaging the conductor. This increases your accuracy and improves the efficiency of your manufacturing process.

«ЭЛЕКТРО-ПРОФИ» - http://www.ep.ru

Cutting

Practical tools for cutting cables up to 400 mm² comfortably and easily – with just one hand.

Crimping

Long lifespan; optimised grip delivers crimping results with high repeat accuracy.

Screwdrivers

Torque screwdrivers ensure that the housing is properly mounted without loss of the IP protection rating.

«ЭЛЕКТРО-ПРОФИ» - http://www.ep.ru

Cutting tools

- Cutting formation for different cable sizes increases the quality of the cuts for smaller cross-sections
- Not suitable for steel wires, steel-armoured cables, aluminium alloys and hard-drawn copper conductors!
- Cutting without deformation of the conductor

KT 8 **KT 12**

max. 8 mm	max. 12 mm
max. 16 mm²	max. 16 mm²
max. 16 mm²	max. 25 mm²
max. 16 mm²	max. 35 mm²

Technical data

		KT8	KT12
Max. cutting performance, copper cable			
Solid (max. conductor cross-section)	mm²/AWG	16 / 6	16 / 6
Stranded (max. conductor cross-section)	mm²/AWG	16 / 6	25 / 3
Flexible (max. conductor cross-section)	mm²/AWG	16 / 6	35 / 2
Flexible, stranded (max. conductor diameter)	mm	8	12
Max. cutting performance, aluminium cable			
Stranded (max. conductor cross-section)	mm²/-	16 / 6	25 / 6
Stranded (max. conductor diameter)	mm	8	8
solid	mm²	16	25
Data / telephone / control cable			
Max. outer diameter	mm	8	12
Tool data			
Length / Width / Height	mm	165 / 65 / 25	215 / 66 / 28
Weight	g	180	300
Note		Tool closed	

Ordering data

Version	Type	Qty	Order No.
	KT 8	1	9002650000
	KT 12	1	9002660000
Note			

«ЭЛЕКТРО-ПРОФИ» - http://www.ep.ru

Cable cutter

- One-hand operation
- Easy handling
- Minimal hand force required
- Release option in every cutting position
- Not suitable for steel wires, steel-armoured cables, aluminium alloys and hard-drawn copper conductors!

KT 45 R

Cu + Al: max. 45 mm

Cu: max. 300 mm²
Al: max. 400 mm²

Cu: max. 400 mm²

Technical data

		KT 45 R
Max. cutting performance, copper cable		
Stranded (max. conductor cross-section)	mm²/kcmil	300 / 600
Flexible (max. conductor cross-section)	mm²/kcmil	400 / 800
Flexible, stranded (max. conductor diameter)	mm	45
Copper sector cable		3 x 70 SM
Max. cutting performance, aluminium cable		
Stranded (max. conductor cross-section)	mm²/kcmil	400 / 800
Stranded (max. conductor diameter)	mm	45
Aluminium sector cable		4 x 70 SE
Data / telephone / control cable		
Max. outer diameter	mm	45
Tool data		
Length / Width / Height	mm	290 / 85 / 40
Weight	g	740
Note		

Ordering data

Version	Type	Qty	Order No.
	KT 45 R	1	**9202040000**
	Pivoting blade KT 45 R	1	**9204270000**

Note	
	The dimensions of the cable cutter refer to the delivery condition, i.e. the point of the hinged blade parallel to the fixed blade.

«ЭЛЕКТРО-ПРОФИ» - http://www.ep.ru

Hydraulic hole puncher

The IP protection classes for housings, cable glands, heavy-duty connectors and Industrial Ethernet connectors can only be maintained under two conditions: the sheet metal must not be bent during the punching process and the size of the punched-out holes must correspond precisely with the specifications. The IE-KO-HAT hydraulic sheet metal hole puncher, together with its accessories, guarantees you the highest quality workmanship available. It ensures that the connector fits precisely with the punched-out holes so that you can fulfill the proper IP protection class requirements.

IE-KO-HAT

Automatic centre punching at the drill points when punching out holes for heavy-duty connectors.

- Pressure-relief valve protects against overload
- Cylinder head angled 90°
- Angled head, 360° turnable
- Ergonomic handle springs back by itself
- Waste pieces no longer become jammed thanks to the three-way splitting
- Hydraulic punch made from high-strength aluminium (approx. 40 % weight savings)

KOK

Rectangular splitting stamp for heavy-duty connectors

Technical data

Maximum steel-sheet punching performance		IE-KO-HAT
Square holes up to	68 x 68 mm	2.0 mm F = 370 N/mm²
Rectangular holes up to	36 x 112 mm	3.0 mm F = 370 N/mm²
		2.0 mm F = 370 N/mm²
		2.0 mm F = 370 N/mm²
Tool data		
Length / width / height	mm	290/120/70
Weight	kg	1.9
Punching force	kN	75
Max. operating pressure	bar	650
Including accessories (contents)		1 hydraulic screw Ø 19 mm 1 hydraulic screw Ø 19 x 9.5 mm 1 HSS pre-drill Ø 10 mm 1 spacer nut set (3-part) 1 bridge

Ordering data

Version	Type	Qty.	Order No.
	IE-KO-HAT	1	**1966810000**
Note			

Ordering data

Type	Description	Qty.	Order No.
KOK 52 x 36	6-pole	1	**9204820000**
KOK 65 x 36	10-pole	1	**9204830000**
KOK 86 x 36	16-pole	1	**9204850000**
KOK 112 x 36	24-pole	1	**9204870000**

Note: the fastening points are centre-punched.

Accessories

Type	Qty.	Order No.
Tension screw KOBBS 9,5 x 50	1	**9205030000**
Tension screw KOBBS 19 x 55	1	**9205040000**
Tension screw KOBBS 19 x 75	1	**9204780000**

Note

«ЭЛЕКТРО-ПРОФИ» - http://www.ep.ru

Stripping and cutting tools

- for flexible and solid conductors with PVC insulation
- Cable with double insulation in two processing steps without special adjustment
- Automatic opening of clamping jaws after stripping
- No play in self-adjusting cutting unit
- Long-lasting
- No splicing of single conductors
- Optimised ergonomic design
- Stripping length adjustable via stop
- Adjustable for different insulation thicknesses
- switchable partial stripping function
- Removable handle shells
- Fold-out cutting protection
- Custom marking with ESG device markers

stripax®

0.08 - 10 mm²

- Stripping: PVC insulated flexible conductor, size 0.08...10 mm² (~AWG 28...7)
- Cutting: PVC insulated flexible conductor, size 0.08...6 mm² (~AWG 28...10)
- Conductors undamaged due to special self adjusting stripping blades.
- Processing of multi-conductors, with thin flat ribbon cables and even multiple conductors in one operation

stripax® 16

6 - 16 mm²

- Stripping: PVC insulated flexible and solid conductors (~AWG 10...6)
- Cutting: PVC insulated flexible and solid conductors, up to 6 mm² (AWG 10)
- Conductors undamaged due to special self adjusting stripping blades.



Technical data

Max. stripping performance		stripax®	stripax® 16
Cable type		Flexible and solid conductors with PVC insulation	Flexible and solid conductors with PVC insulation
Conductor cross-section	mm²	0.08...10	6...16
Stripping length, max.	mm	25	25
Cutting performance			
Max. cutting performance	mm²	6	6
Tool data			
Length	mm	190	190
Weight	g	175	175
Note			

Ordering data

Version	Type	Qty.	Order No.	Type	Qty.	Order No.
	stripax®	1	**9005000000**	stripax® 16	1	**9005610000**
Note						

Accessories

	Type	Qty.	Order No.	Type	Qty.	Order No.
	Spare stripping blades	1	**1119030000**	Spare stripping blades	1	**1119040000**
Note						

«ЭЛЕКТРО-ПРОФИ» - http://www.ep.ru

Stripping and cutting tools multi-stripax®

- Specially shaped stripping blades enable stripping of special types of insulation and conductor configurations
- High-quality stripping for industrial applications
- Stripping results reproduced accurately time and time again
- A long-lasting, reliable tool thanks to its robust design
- Optimised ergonomic design
- No damage to the conductor or insulation
- Highly flexible thanks to interchangeable stripping units
- Adjustable stop for setting stripping lengths from 2.3 to 30 mm
- The stripping length can be increased by repeating the stripping process.
- Integral cutting function for max. 2.5 mm² solid or 6 mm² flexible cables

multi-stripax®

Technical data

Cable type	PVC, Teflon, PTE, PUR, silicone, halogen-free
Conductor cross-section, min.	2 mm
Conductor cross-section, max.	no limit (in several steps)
max. cutting capacity, fine-strand	6 mm²
max. cutting capacity, solid	2.5 mm²
max. cutting capacity, ribbon	10.2 x 4 mm
Length/Width/Height	250 / 85 / 40 mm
Weight	250 g
Information	

«ЭЛЕКТРО-ПРОФИ» - http://www.ep.ru

Ordering data

Type	Conductor	Insulation	Shaped blade	Code	Qty.	Order No.
multi-stripax 16 SL stripping unit multi-stripax 16 SL	16 mm² Standard stranded	PVC	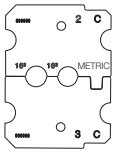	C	1 1	9202220000 9202270000
multi-stripax 6-16 stripping unit multi-stripax 6-16	6 mm² 10 mm² 16 mm² solid stranded flexible	PVC	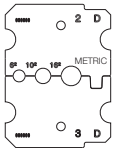	D	1 1	9202210000 9202260000
multi-stripax ASI stripping unit multi-stripax ASI	ASI cable 1.5 mm²	PTE PUR EPDM	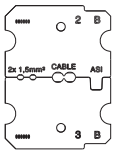	B	1 1	9202250000 9202300000
multi-stripax AWG stripping unit multi-stripax AWG	AWG 26 AWG 24 AWG 22 AWG 20 AWG 18 AWG 16	PTFE PVC	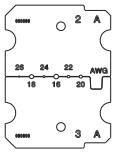	A	1 1	9202230000 9202280000
multi-stripax 0.75-4²SL stripping unit multi-spx 0.75-4²SL	0.75 mm² 1 mm² 1.5 mm² 2.5 mm² 4 mm²	PVC halogen-free	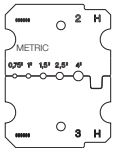	H	1 1	9203610000 9203730000
multi-stripax 0.25-1.5S stripping unit M-SPX 0.25-1.5 S	0.25 mm² 0.5 mm² 0.75 mm² 1 mm² 1.5 mm²	PVC halogen-free	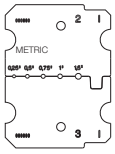	I	1 1	9204540000 9204550000
multi-stripax 1.5-6.0S stripping unit M-SPX 1.5-6.0 S	1.5 mm² 2.5 mm² 4 mm² 6 mm²	PVC halogen-free	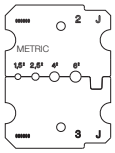	J	1 1	9204560000 9204570000
multi-stripax® GKW LW stripping unit M-SPX GKW LW	1.0 mm² 1.5 mm² 2.5 mm²	Railway Radox cable GKW LW	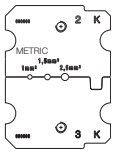	K	1 1	9205760000 9205770000
multi-stripax® PV stripping unit M-SPX PV	2.5 mm² 4 mm² 6 mm²	Photovoltaic cable and earth- and short-circuit- proof cables	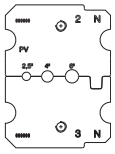	N	1 1	1190490000 1204280000
multi-stripax® POF stripping unit M-SPX POF	1000 µm 980 µm POF	Duplex stripping tool for POF fibre and cable	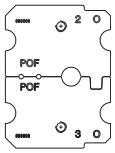	O	1 1	1208880000 1212770000
Information						

Accessories

Type	Description	Qty.	Order No.
ERME MULTI-STRIPAX	cutting blade	1	9203070000
ERAN MULTI-STRIPAX	wire stop-set	1	9203100000
Information			

«ЭЛЕКТРО-ПРОФИ» - http://www.ep.ru

Sheathing strippers

- Sheathing stripper for round PVC cables

- Sheathing stripper for PVC cables
- Insulation can be stripped from any point along the cable
- Opening of slit insulation by means of integrated cutter

product design award

2008

AM 25 / AM 35

AM 25: Ø 6...25 mm; AM 35: Ø 25...36 mm

- Pivoting blade for circular, longitudinal and spiral cuts
- Retaining clip with integrated blade to break open an incision in the insulation
- Integrated spare blade

AM 16

For round cable, Ø 6...17 mm

- Especially suitable for stripping cables in the cable duct, too



Technical data

Max. stripping performance		AM 25	AM 35	AM 16
Cable type		PVC round cable	PVC round cable	PVC round cable
Conductor cross-section	-			
Conductor diameter	mm	6...25	25...36	6...17
Depth of cut		adjustable up to 4.5 mm	adjustable up to 4.5 mm	0.8 - 2.5 mm
Cutting performance				
UTP und STP data cables, max. diameter	-			
Flexible (max. conductor cross-section)	-			
Tool data				
Length	mm	135	140	53
Weight	g	135	135	60
Note				

Ordering data

Version	Type	Qty.	Order No.	Type	Qty.	Order No.
	AM 25	1	**9001540000**	AM 16	1	**9204190000**
	AM 35	1	**9001080000**			
Note						

Accessories

	Type	Qty.	Order No.	Type	Qty.	Order No.
	Spare blades	2	**9001530000**	Spare blades	1	**9204260000**
Note	Sheathing stripper			Sheathing stripper		

«ЭЛЕКТРО-ПРОФИ» - http://www.ep.ru

Sheathing stripper for coaxial cable

- For coaxial cable and round (shielded) data cables from 2.5 to 8mm diameter
- 1-, 2- and 3-level stripping in one step
- Fast changeover to other cable types thanks to adjustable interchangeable screw holder
- Colour-coded replaceable cassettes with preset stripping lengths for standard coax cable. Refer to the table.
- Setting block (included) permits quick presetting of cutting depths
- Blade cassettes can be used on both sides

CST / IE-CST

ø 2.5...8 mm

- RG 58 and RG 71
- RG 59 and RG 62
- Antenna cable
- Profibus cable
- Ethernet cable

Cutter cassettes for CST



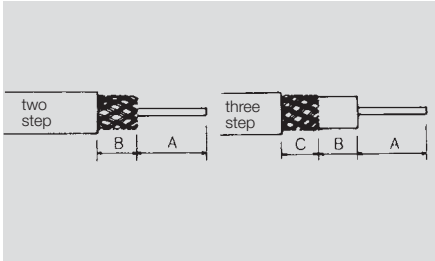

Technical data

Max. stripping performance		CST	IE-CST
Cable type		Coaxial & round data cables	Coaxial & round data cables
Conductor diameter	mm	2.5...8	2.5...8
Stripping length, max.	-		
Tool data			
Length	mm	100	100
Weight	g	65	85
Note			

Colour cutter cassettes	B [mm]	C [mm]
grey	3.9	
red	6.0	
yellow	12.0	
blue	6.5	
white	8.6	
green	7.1	5.1
brown	7.5	3.5
orange	8.0	3.7
light green	6.0	6.0
black	8.6	2.3

Dim. A as stated by manufacturer (not defined by tool)

Ordering data

Version	Type	Qty	Order No.
	CST	1	**9030500000**
	IE-CST	1	**9204350000**
Note	IE-CST including blade cartridge, adjusted to Weidmüller Ethernet cable CST not including blade cartridge		

Colour cutter cassettes	Qty.	Order No.
grey	1	**9032050000**
red	1	**9032040000**
yellow	1	**9032030000**
blue	1	**9032020000**
white	1	**9204340000**
green	1	**9032000000**
brown	1	**9032010000**
orange	1	**9032200000**
light green	1	**9032210000**
black	1	**9032220000**

Accessories

	Type	Qty	Order No.
	Screw holder	1	**9032060000**
	Screwdriver	1	**9005720000**
	Setting block	1	**9005800000**
Note	Dimension A: as specified by connector manufacturer (not defined by tool)		

«ЭЛЕКТРО-ПРОФИ» - http://www.ep.ru

Crimping tool for wire end ferrules

Three functions:
- Cutting
- Stripping
- Crimping

- Wire-end ferrules with plastic collars, in compliance with DIN 46228-4
- Ratchet for precise crimping.
- Efficient operation: Change of tools not necessary, resulting in a significant time savings
- Automatic conveyance of wire-end ferrules
- Quick adjustment for differing cross-sections
- Easy handling of ferrule strips

Only Weidmüller fifty-piece linked ferrule strips can be processed. The use of wire-end ferrules on reels can lead to damage.

stripax® plus 2.5

0,5...2,5 mm²

- For processing linked wire-end ferrules from Weidmüller 0.5...2.5 mm² (~AWG 20...14)



Technical data

Description of contact		STRIPAX PLUS 2.5
Type of contact		Strips of linked wire-end ferrules
Crimping range	mm²	0.5...2.5
Crimping range 1 (with multiple crimping positions)	mm²	0.5...0.75
Crimping range 2 (with multiple crimping positions)	mm²	1...1.5
Crimping range 3 (with multiple crimping positions)	mm²	2.5
Crimping range 4 (with multiple crimping positions)	-	
Crimping range 5 (with multiple crimping positions)	-	
Tool data		
Length	mm	210
Weight	g	260
Note		Only strip-type products from Weidmüller can be processed. The use of wire-end ferrules on reels can lead to damage.

Ordering data

Version	Type	Qty	Order No.
	STRIPAX PLUS 2.5	1	**9020000000**
	Spare cutting blade	1	**9050340000**
Note	Additional accessories can be found in Chapter J.		

«ЭЛЕКТРО-ПРОФИ» - http://www.ep.ru

Crimping tool for wire end ferrules

- For wire-end ferrules with and without plastic collars, according to DIN 46228 T.1 and T.4 (~ AWG 24...16)
- Ratchet for precise crimping.
- Release option in the event of incorrect operation

PZ 6 roto

0.14...6 mm²

- Only one die for the whole cross-section range
- Rotating die enables wire-end ferrule insertion from the front or side

Technical data

Description of contact		PZ 6 Roto
Type of contact		Wire-end ferrules with/without plastic collars
Crimping range	mm²	0.14...6
Crimping range 1 (with multiple crimping positions)	mm²	
Crimping range 2 (with multiple crimping positions)	mm²	
Crimping range 3 (with multiple crimping positions)	mm²	
Crimping range 4 (with multiple crimping positions)	mm²	
Crimping range 5 (with multiple crimping positions)	mm²	
Tool data		
Length	mm	200
Weight	g	428
Note		

Ordering data

Version	Type	Qty	Order No.
	PZ 6 Roto	1	**9014350000**

Note	
	Additional accessories can be found in Chapter J.

«ЭЛЕКТРО-ПРОФИ» - http://www.ep.ru

Crimping tools for turned contacts

- Ratchet for precise crimping.
- Release option in the event of incorrect operation
- With stop for exact positioning of the contacts.

CTX CM 1.6/2.5 / CTX CM 3.6

0.14...10 mm²

CTX CM 1.6/2.5
- Turned HD contacts
- Turned HE contacts
- ConCept M10 and M5 contacts
- 0.14...4.0 mm²

CTX CM 3.6
- Turned HD contacts
- ConCept M 3 contacts
- 4.0...10 mm²

CTIN CM 1.6/2.5 / CTIN 3.6

0.14...10 mm²

CTIN CM 1.6/2.5
- Turned HD and HE contacts
- Turned HX contacts
- ConCept M10, M5 and M3 contacts
- 4-indent crimp
- 0.14...6.0 mm²

CTIN CM 3.6
- Turned HX contacts
- ConCept M 3 contacts
- 4-indent crimp
- 1.5...10.0 mm²

Technical data

Description of contact		CTX CM 1.6/2.5	CTX CM 3.6	CTIN CM 1.6/2.5	CTIN CM 3.6
Type of contact		Turned contacts	Turned contacts	Turned HD,HE HX +Concept M10.M5,M3	HX turned and Concept M3 contacts
Crimping range	mm²	0.14...4	4...10	0.14...6	1.5...10
Crimping range 1 (with multiple crimping positions)	mm²	0.14...0.5	4	0.14...6	1.5...10
Crimping range 2 (with multiple crimping positions)	mm²	0.75...1	6		
Crimping range 3 (with multiple crimping positions)	mm²	1.5	10		
Crimping range 4 (with multiple crimping positions)	mm²	2.5			
Crimping range 5 (with multiple crimping positions)	mm²	4			
Tool data					
Length	mm	250	250	230	230
Weight	g	730	730	1220	1220
Note					

Ordering data

Version	Type	Qty	Order No.	Type	Qty	Order No.
	CTX CM 1.6/2.5	1	**9018490000**	CTIN CM 1.6/2.5	1	**9205430000**
	CTX CM 3.6	1	**9018480000**	CTIN CM 3.6	1	**9205440000**
Note						

«ЭЛЕКТРО-ПРОФИ» - http://www.ep.ru

Stripping and crimping machines

CA 4/8 Indent

0.14...4 mm²

The CA 4/8 Indent is an electro-pneumatic-driven automatic stripper and crimper for processing loose-packed, turned male and female contacts. The contacts are fed automatically via an oscillating conveyor set-up.

Conductors and contacts in the 0.14 - 4.0 mm range (AWG 26-14) can be crimped normally with a 4/8 indent crimp shape, in compliance with MIL C-22520/1-01. The settings for stripping and crimp depth are motor- driven. The values can be saved in 50 different programs. The keyboard is used for configuration and program-ming. Important data, functions and errors are shown on the LCD display. With the help of the appropriate tools, the automatic crimper may be converted to various contacts and/or conductors.

It was developed for preparing conductors in medium-batch series for stationary use.

The automatic machine can be operated quickly and easily.

- Stripping and crimping in one operation
- Electro-pneumatic drive
- Strips and crimps 0.14...4.0 mm²
- Processes loose twisted pin and socket contacts
- Rapid and simple change-over
- Vibration-feeder takes 500 loose machined contacts
- 4/8-Indent crimp conforms with MIL C-22520/1-01
- Program memory for 50 contact variations
- Stripping and crimping dimensions adjusted by means of electric motor
- The CA 4/8 Indent S features an oscillating conveyor with selective feed. It uses sensors and actuators to ensure that the contacts are correctly positioned for processing.

Technical data

	CA 4/8 Indent	CA 4/8 Indent S
Stripping range	0.14 ... 2,5 mm²	0.25 ... 4 mm²
Connection	220 V / 50 Hz / 115 VA	220 V / 50 Hz /115 VA
Drive	pneumatic	pneumatic
Compressed air connection	5 bar	5 bar
Processing time	approx. 2.5 s	approx. 2.5 s
Size W x D x H	450 x 490 x 420	530 x 500 x 600
Weight	40 kg	54 kg
Options	special blade fixture (profile blade, V-radius blade), special fixing device for stranded wires, shortened insertion length, monitoring of entry, feed equipped with selection unit, control of crimping force, interface	

Note on ordering

The machine is set up using sample contacts to suit the user's requirements. For this we need the name of the manufacturer, the type designation and the cross-sections of the contacts.

«ЭЛЕКТРО-ПРОФИ» - http://www.ep.ru

Crimping tools for connectors

- For insulated and uninsulated cable lugs and connectors
- Mechanical function ensures safe and manageable operations under different environmental conditions
- Precision engineering means high pressing force with little physical effort
- Fast feed helps pre-centering and extraction of the connecting parts
- Ratchet for proper trouble-free crimping
- Release option in the event of incorrect operation

MTR 160 / MTR 300

10...300 mm²

- Tubular cable lugs ranging from 10...300 mm²
- Rolled CU connectors ranging from 10...150 mm²
- Retractable head for easy withdrawal of crimped connection (only MTR 300)

MTR 300
Turntable presses: 25...240 ms; 35...240 sec

Crimping inserts

MTR 160

	Cross-section [mm²]	Code to DIN 48083	Crimping width [mm]	Order No.
Die sets for **copper tube** cable lugs and connectors **DIN 46235**				
	10	6	7.0	**9020900000**
	16	8	7.0	**9020910000**
	25	10	7.0	**9020920000**
	35	12	7.0	**9020930000**
	50	14	7.0	**9020940000**
	70	16	7.0	**9020950000**
	95	18	7.0	**9020960000**
	120	20	7.0	**9020970000**
	150	22	7.0	**9020980000**
	185	25	7.0	**9020990000**
	240	28	7.0	**9021000000**

MTR 300

	Cross-section [mm²]	Code to DIN 48083	Crimping width [mm]	Order No.
Die sets for **copper tube** cable lugs and connectors **DIN 46235**				
	10	6	7.0	**9021430000**
	16	8	7.0	**9021440000**
	25	10	7.0	**9021450000**
	35	12	7.0	**9021460000**
	50	14	7.0	**9021470000**
	70	16	7.0	**9021480000**
	95	18	7.0	**9022290000**
	120	20	7.0	**9022300000**
	150	22	7.0	**9022310000**
	185	25	7.0	**9022320000**
	240	28	7.0	**9022330000**

Technical data

Description of contact		**MTR 160**	**MTR 300**
Pressing force / Deviation	kN/mm	100 / 16	100 / 16
Crimping range for copper connector (rolled)	mm²	10...150	10...150
Crimping range for copper tube connector	mm²	10...240	10...300
Crimping range for insulated connectors	mm²		10...120
Crimping range of wire end ferrule	mm²		
Tool data			
Length / Weight	mm/kg	540 / 4	540 / 4
Note		sm: sector conductor stranded; se: sector single conductor	

Ordering data

Version	**Type**	**Qty.**	**Order No.**
	MTR 160	1	**9017250000**
	MTR 300	1	**9021390000**
Note			

Accessories

Carry cases	**Type**	**Qty.**	**Order No.**
	MTR 300	1	**9021420000**
	MTR 160	1	**9017270000**
Note	Crimping inserts see on the following pages		

«ЭЛЕКТРО-ПРОФИ» - http://www.ep.ru

Pressing tool

- Pressing tool for modular plug connectors of the WE system (Western Electric and DEC)
- Ratchet for precise crimping.
- Release option in the event of incorrect operation

Three functions:
- Pressing of plug connectors
- Pressing of enclosure shielding
- Crimping of cable shielding

TT 8 RS MP 8

For 8-pole shielded RJ45 plug

AWG 27...24

Pressing of IDC contacts

Pressing of shielded enclosures

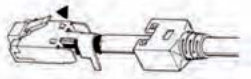

Crimping of shielded cable

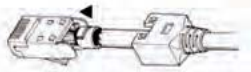

STEADYTEC

Technical data

Description of contact		TT 8 RS MP 8
No. of poles		8
Tool data		
Length	mm	255
Weight	g	1251
Note		

Ordering data

Version	Type	Qty	Order No.
	TT 8 RS MP 8	1	**9202800000**

Note	
	A large selection of RJ 45 plugs can be found in our current Industrial Ethernet Catalogue.

«ЭЛЕКТРО-ПРОФИ» - http://www.ep.ru

Crimping tools for SC/LC contacts

- Ratchet for precise crimping.
- Release option in the event of incorrect operation

IE-CT-SC-GOF / IE-CT-LC-GOF

Crimping tools for IP 20 + 67 plugs

- For fibre-optic SC/ST, IP 20 and IP 67 connectors
- For fibre-optic LC and IP 67 connectors

IE-CT-SC-POF / IE-CT-SC-GOF-P

Crimping tools for IP 20 + 67 plugs

- For polymer fibre-optic SC/ST, IP 20 and IP 67 connectors
- For fibre-optic, ProfiNet, Mobil cable SC/ST and IP 67 connectors

Technical data

Tool data	IE-CT-SC-GOF	IE-CT-LC-GOF	IE-CT-SC-POF	IE-CT-SC-GOF-P
Length	250	250	250	250
Weight	730	730	730	730
Note				

Ordering data

Version	Type	Qty	Order No.	Type	Qty	Order No.
	IE-CT-SC-GOF	1	**9205320000**	IE-CT-SC-POF	1	**9205340000**
	IE-CT-LC-GOF	1	**9205330000**	IE-CT-SC-GOF-P	1	**9205350000**
Note						

Accessories

	Type	Qty	Order No.	Type	Qty	Order No.
	IE-CTI-SC-GOF	1	**9205280000**	IE-CTI-SC-POF	1	**9205300000**
	IE-CTI-LC-GOF	1	**9205290000**	IE-CTI-SC-GOF-P	1	**9205310000**
Note	A large selection of plugs and connectors can be found in our current Industrial Ethernet Catalogue.			A large selection of plugs and connectors can be found in our current Industrial Ethernet Catalogue.		

«ЭЛЕКТРО-ПРОФИ» - http://www.ep.ru

Tools for polymer optical fibre

HTX-HDC/POF

POF crimping

Crimping of fibre optic contacts “polymer optical fibre” (POF).

- For plug and socket
- Ratchet for precise crimping.
- Unlocks in case of incorrect operation
- Locator for precise contact positioning

Contacts:
- Fibre-optic HD-contact socket for ø 1.0mm POF
- Fibre-optic HD-contact pin for ø 1.0mm POF

Ordering data

Type	Qty	Order No.
HTX-HDC/POF	1	9010950000

Technical data

Length	200 mm
Weight	438 g

PB LWL/POF / PS LWL/POF

POF polishing

For processing the cut surface of fibre-optic cables with polymer optical fibre (POF).

- Buffing disc (PS LWL/POF)
- Buffing sheet (PB LWL/POF)

Ordering data

Type	Qty	Order No.
PS LWL/POF	1	9020390000
PB LWL/POF	1	9020400000

AM LWL/POF

POF stripping

Stripping fibre-optic cables. Fibre-optic cables with polymer optical fibre (POF).

- Longitudinal stop with scale is built into the tool
- Stripping direction is lengthwise to the fibre
- No damage to the optical fibre

Ordering data

Type	Qty	Order No.
AM LWL/POF	1	9020360000

LWL-stripax

Stripping and cutting tool for plastic fibre-optic cables with 1-mm diameter inner conductor

- Stripping length adjustable via end stop
- Automatic opening of the clamping jaws after stripping

Ordering data

Type	Qty	Order No.
M-D-STRIPAX LWL	1	9003750000

Accessories

Type	Qty	Order No.
Spare stripping blades LWL-Stripax	1	9003760000

Technical data

Max. stripping performance		M-D-STRIPAX LWL
Cable type		POF conductor with an inner conductor of 1 mm Ø
Conductor diameter	-	...1
Stripping length, max.	-	7.5
Tool data		
Length	mm	135
Weight	g	110
Note		POF: polymer optical fibre

«ЭЛЕКТРО-ПРОФИ» - http://www.ep.ru

Screwdrivers

Uninsulated torque screwdriver

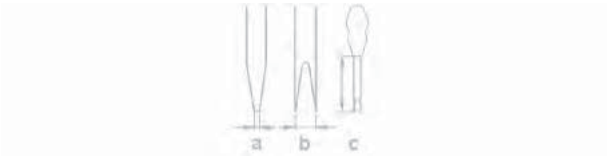

Type	Size / AF	a	b	c	Order No.

DMS manual

Torque screwdriver
EN ISO 6798, BS EN 26789, ASME B107.14M

DMS MANUAL 0.5-1.7	0.5 - 1.7 Nm				9918370000
DMS MANUAL 2.0-8.0	2.0 - 8.0 Nm				9918380000

WK K S

Interchangeable bits for torque screwdriver
output acc. to DIN 5264, ISO 2380/1

WK S 0.4x2.5	Max. 0.4 Nm	0.4	2.5	175	9918520000
WK S 0.5x3.0	Max. 0.6 Nm	0.5	3.0	175	9918530000
WK S 0.6x3.5	Max. 1.1 Nm	0.6	3.5	175	9918540000
WK S 0.8x4.0	Max. 2.5 Nm	0.8	4.0	175	9918550000
WK S 1.0x5.5	Max. 3.8 Nm	1.0	5.5	175	9918560000

WK K PZ

Interchangeable bits for torque screwdriver
output acc. to DIN 5260-PZ, ISO 8764/1-PZ

WK K PZ0	Max. 0.9 Nm			175	9918600000
WK K PZ1	Max. 3.8 Nm			175	9918610000
WK K PZ2	Max. 5.5 Nm			175	9918620000

WK K PH

Interchangeable bits for torque screwdriver
output acc. to DIN 5260-PH, ISO 8764/1-PH

WK K PH0	Max. 0.9 Nm			175	9918570000
WK K PH1	Max. 3.8 Nm			175	9918580000
WK K PH2	Max. 5.5 Nm			175	9918590000

WGK 1/4 C6.3 E6.3

Interchangeable bit with bit holder for torque screwdrivers
Drive: 1/4“ C6.3 and 1/4“ E6.3

WK 1/4“ C6.3 E6.3					9202510000

«ЭЛЕКТРО-ПРОФИ» - http://www.ep.ru

VDE-insulated torque screwdriver

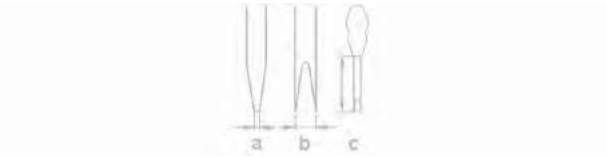

DMSI manual

VDE-insulated torque screwdriver
EN ISO 6798, BS EN 26789, ASME B107.14M

Type	Size / AF	a	b	c	Order No.
DMSI MANUAL 0.5-1.7	0.5 - 1.7 Nm				9918390000
DMSI MANUAL 2.0-8.0	2.0 - 8.0 Nm				9918400000

WK SI

VDE-insulated interchangeable bits for VDE-insulated torque screwdriver; output acc. to DIN 5264, ISO 2380/1

WK SI 0.4x2.5	Max. 0.4 Nm	0.4	2.5	220	9918410000
WK SI 0.5x3.0	Max. 0.6 Nm	0.5	3.0	220	9918420000
WK SI 0.6x3.5	Max. 1.1 Nm	0.6	3.5	220	9918430000
WK SI 0.8x4.0	Max. 2.5 Nm	0.8	4.0	220	9918440000
WK SI 1.0x5.5	Max. 3.8 Nm	1.0	5.5	220	9918450000

WK IK PH

VDE-insulated interchangeable bits for VDE-insulated torque screwdriver; output acc. to DIN 5260-PH, ISO 8764/1-PH

WK IK PH0	Max. 0.9 Nm			220	9918460000
WK IK PH1	Max. 3.8 Nm			220	9918470000
WK IK PH2	Max. 5.5 Nm			220	9918480000

WK IK PZ

VDE-insulated interchangeable bits for VDE-insulated torque screwdriver; output acc. to DIN 5260-PZ, ISO 8764/1-PZ

WK IK PZ0	Max. 0.9 Nm			220	9918490000
WK IK PZ1	Max. 3.8 Nm			220	9918500000
WK IK PZ2	Max. 5.5 Nm			220	9918510000

«ЭЛЕКТРО-ПРОФИ» - http://www.ep.ru

Screwdrivers

Uninsulated screwdriver

The Weidmuller SoftFinish screwdriver, for general use, has a blade made from fully-hardened high-alloy chromium-vanadium-molybdenum steel with a matt chrome finish.

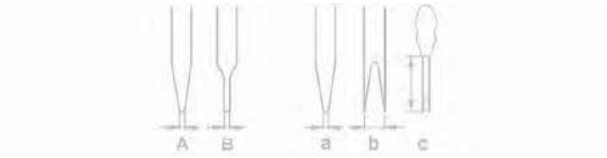

SD S

Slotted screwdriver with rounded blade SD DIN 5265, ISO 2380/2, output to DIN 5264, ISO 2380/1. ChromTop tip, SoftFinish grip

Type	Blade type	Size / AF	a	b	c	Order No.
SD 0.4x2.0x60	B		0.4	2.0	60	**9037160000**
SD 0.4x2.5x75	A		0.4	2.5	75	**9009030000**
SD 0.5x3.0x80	A		0.5	3.0	80	**9008320000**
SD 0.6x3.5x100	A		0.6	3.5	100	**9008330000**
SD 0.6x3.5x200	A		0.6	3.5	200	**9010110000**
SD 0.8x4.0x100	A		0.8	4.0	100	**9008340000**
SD 0.8x4.5x125	A		0.8	4.5	125	**9009020000**
SD 1.0x5.5x150	A		1.0	5.5	150	**9008350000**
SD 1.2x6.5x150	A		1.2	6.5	150	**9009010000**

SDK PH

Crosshead screwdriver, Phillips, SDK PH DIN 5262, ISO 8764/2-PH, ouput to ISO 8764-PH, ChromTop tip, SoftFinish grip

SDK PH0		0			60	**9008470000**
SDK PH1		1			80	**9008480000**
SDK PH2		2			100	**9008490000**
SDK PH3		3			150	**9008500000**

SDK PZ

Crosshead screwdriver, Pozidriv, SDK PZ DIN 5262, ISO 8764/2-PZ, ouput to ISO 8764/1-PZ, ChromTop tip, SoftFinish grip

SDK PZ0		0			60	**9008520000**
SDK PZ1		1			80	**9008530000**
SDK PZ2		2			100	**9008540000**
SDK PZ3		3			150	**9008550000**

SD TH

Torx® TH screwdriver with hole in tip of blade (tamper-resistant), SD TH for screwing Torx® and Torx®-TH security screws (pin in centre of Torx recess), chrome top tip, SoftFinish grip. The SD TH20 can be used with the Klippon® K housing series.

SD TH20		20			100	**9009160000**
SD TH15		15			80	**9009170000**
SD TH10		10			80	**9009180000**
SD TH8		8			60	**9009190000**

SK

The SK 10.0x125 Allen key, SK DIN 3125, drive output acc. to DIN 475/2, SoftFinish grip. It can be used with all sizes of the Klippon® TB and Klippon® STB housing series.

SK 10.0x125		10			125	**9009070000**

«ЭЛЕКТРО-ПРОФИ» - http://www.ep.ru

Uninsulated screwdriver

The Weidmuller SoftFinish screwdriver, for general use, has a blade made from fully-hardened high-alloy chromium-vanadium-molybdenum steel with a matt chrome finish.

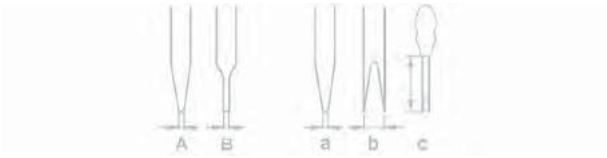

Set S 2.5/3.0/4.0/5.5/PH 1/2

6-part set: slotted and crosshead PH screwdriver set with circular blades

Type	Blade type	Size / AF	a	b	c	Order No.
SD 0.4x2.5x75	A		0.4	2.5	75	
SD 0.5x3.0x80	A		0.5	3.0	80	
SD 0.8x4.0x100	A		0.8	4.0	100	
SD 1.0x5.5x150	A		1.0	5.5	150	
SD PH 1		1			80	
SD PH 2		2			100	
SDS 2.5-5.5/PH1/2						**9009740000**

Set S 2.0/2.5/3.0/3.5/4.0/5.5

Slotted screwdriver with rounded blade SD DIN 5265, ISO 2380/2, output to DIN 5264, ISO 2380/1. ChromTop tip, SoftFinish grip

SD 0.4x2.0x60	B		0.4	2.0	60	
SD 0.4x2.5x75	A		0.4	2.5	75	
SD 0.5x3.0x80	A		0.5	3.0	80	
SD 0.6x3.5x100	A		0.6	3.5	100	
SD 0.8x4.0x100	A		0.8	4.0	100	
SD 1.0x5.5x150	A		1.0	5.5	150	
SDS 2.0-5.5						**9205560000**

System 11+1 S-PH-PZ-SK

12-part set of interchangeable blades for slotted head, crosshead PH/PZ and hexagon screws, SoftFinish grip

SD		0.5	3.0	140	
SD		0.8	4.0	140	
SD		1.0	5.0	140	
SD		1.2	6.0	140	
PH 1	1			140	
PH 2	2			140	
PZ 1	1			140	
PZ 2	2			140	
SK	3			140	
SK	4			140	
SK	5			140	
SYSTEM 11+1				140	**9009750000**

«ЭЛЕКТРО-ПРОФИ» - http://www.ep.ru

Screwdrivers

Weidmüller wrench set

Allen keys made from fully hardened, high-alloy chromium-vanadium steel, produced acc. to DIN ISO 2936 L (DIN 911), high-quality refined surface.

SK S

7-piece Allen key set

Type	Blade type	Size / AF	a	b	c	Order No.
	2					
	2.5					
	3					
	4					
	5					
	6					
	8					
SKS 2.0-8.0						**9008860000**

IS 2 KG / IS 3 KG / IS 4 KG

Socket wrench

Hexagon screwdriver with cross-grip made from high-quality plastics

- Surface nickel-plated
- Made from hardened chromium-vanadium s
- According to DIN 6911
- Designed for screws acc. to DIN 6912

Ordering data

Type	Qty.	Order No.
IS 2 KG	1	**1806630000**
IS 3 KG	1	**1806650000**
IS 4 KG	1	**1806660000**

Technical data

Blade length (C)	100 mm
Weight	32 g

«ЭЛЕКТРО-ПРОФИ» - http://www.ep.ru

Crimp removal tools

Crimp removal tools

Ordering data

Type	Qty.	Order No.
Removal Tool HD	1	**1866730000**
Removal Tool HE	1	**1866750000**
Removal Tool HX	1	**1002990000**
Removal Tool CM 3	1	**1866710000**
Removal Tool CM 5	1	**1866720000**

Replacement sleeves, crimp removal tools

Ordering data

Type	Qty.	Order No.
HÜLSE REMOVAL TOOL HD	5	**1044100000**
HÜLSE REMOVAL TOOL CM 3	5	**1044080000**
HÜLSE REMOVAL TOOL CM 5	5	**1044090000**

Module removal tool

Tool for removing ConCept modules from the frame

Ordering data

Type	Qty.	Order No.
HDC-DW-MOD	1	**1688200000**

«ЭЛЕКТРО-ПРОФИ» - http://www.ep.ru

«ЭЛЕКТРО-ПРОФИ» - http://www.ep.ru

Cable entries

Cable entries

Introduction	L.2
Standard cable glands - Plastic	L.5
Standard cable glands - Brass	L.7
EMC cable glands	L.14
Standard cable glands - Stainless steel	L.16
Cable glands for Ex applications - Brass	L.17
Adaptors	L.18
Accessories - Flat IP washers	L.19
Sealing plugs	L.21

«ЭЛЕКТРО-ПРОФИ» - http://www.ep.ru

Cable entries

In this section of the catalogue, we offer a selected range of cable glands for heavy-duty connectors.

Our complete product range is listed in our Enclosure and Cable Entry Catalogue.

Depending on the connector series and the application area, the cable glands, sealing plugs, adaptors, pressure compensation elements and accessories are certified and manufactured in line with the following standards:

- EN 60423 (metric thread)
- EN 40430 (PG and NPT thread)
- EN 60079-0 (General ATEX regulations)
- EN 50262 (strain relief)
- EN 60529 (IP protection degree)

The range of cable glands is available in metric (M) and high-strength (PG) threads. When choosing glands and sealing plugs, the table with the sealing characteristics of the O-rings, IP washers and sealing rings must be considered. The O-ring or IP washer is provided to seal the connecting thread of an enclosure, the sealing ring is for the gland and actually seals and clamps the connection cable.

«ЭЛЕКТРО-ПРОФИ» - http://www.ep.ru

You should always observe the maximum drill-hole diameter when installing a cable gland. These must not exceed the following specified maximum values / tolerances so that the protection degree of the whole enclosure can be guaranteed.

Through-hole information

M thread	Through-hole, in mm
M 16	16.2
M 20	20.2
M 25	25.2
M 32	32.2
M 40	40.2
M 50	50.2
M 63	63.2
PG thread	**Through-hole, in mm**
PG 9	15.1
PG 11	18.5
PG 13.5	20.4
PG 16	22.5
PG 21	28.3
PG 29	37.4
PG 36	47.2
PG 42	54.2
PG 48	59.5

Overview of sealing materials for O-rings, flat gaskets as well as seal inserts

Abbreviation	Material	Trade name	Temperature range	Chemical resistance	Fire resistant	Shore	Free from halogens	UV resistance
TPE	Thermo-plastic elastomer	Santroprene	-40 °C…+130 °C	Hydrocarbons, oils, acids	UL94, HB	64	Yes	very good
CR	Chloroprene rubber	Neoprene	-40 °C…+130 °C	Mineral oils, greases, fuels	very good	40 - 90	No	very good
NBR	Nitrile rubber	Perbunan, Nitrile	-40 °C…+130 °C	Hydrocarbons, oils, acids, aliphatic solvents, greases, fuels	weak	40 - 90	No	good
EPDM	Ethylene-propylene-diene rubber	Keltan	-50 °C…+130 °C	Weather-, grease-, mineral oil-, chlorine-,and ozone resistant, hydrocarbons	weak	20 - 90		very good
FPM	Fluoro-rubber	Viton	-25 °C…+200 °C	ozone, oxygen, mineral oils, synthetic hydraulic fluids, fuels, aromatics, many organic solvents and chemicals	weak	65 - 95		good

Abbreviations - technical data

A, L	Length
L1	Length of thread
D	Diameter
S	Thickness
S1,S2	Depth
SW	Distance across flats (AF)
KB	Clamping range
Thread	External thread
SUHB	Shroud
TRQ BO	Body torque
MODR	Mounting torque
TRQ CN	Cap nut torque
Qty.	Packing unit

Product designation

VG	Cable gland
VP	Sealing plugs
ZE	Strain relief
EMV	Electromagnetic compatibility
SKS	Spiral kink protection
GWDR	Flat IP washer
SKMU	Hexagon nut

«ЭЛЕКТРО-ПРОФИ» - http://www.ep.ru

Glands and accessories

The tables below provide an overview of the Weidmüller cable glands and the recommended accessories.

Standard glands

Material/Type	Approvals: IP class of protection without seal	Approvals: IP class of protection with seal	Ex	EMC	Armou-ring	Thread sealing rings: CSM GWDR PO	Thread sealing rings: CR GWDR...NR	Thread sealing rings: O-Ring	Locknuts: grey SKMU...K GR	Locknuts: black SKMU...K SW	Locknuts: brass SKMU...MS	Locknuts: MS EMC SKMU EMV...
Plastic												
VG … K67	IP67								●			
VG … K68	IP68 / 5 bar								●			
VG … K68 SKS	IP68 / 5 bar								●			
Nickel-plated brass												
VG … MS54	IP54	IP65				optional					●	
VG … MS54-ZE	IP54										●	
VG…MS54 ZE BS	IP54										●	
VG…MS54 ZR	IP54										●	
VG … MS68		IP68 / 5 bar, IP69k						included			●	
VG … EMV		IP68 / 10 bar		●				included				●
VG … 1/EMV		IP68 / 5 bar, IP69k		●				included				●
Stainless steel												
VG…SS68		IP68 / 5 bar, IP69k						included			●	

Cable glands HQ

Material/Type	Approvals: IP class of protection without seal	Approvals: IP class of protection with seal	Ex	EMC	Armou-ring	Thread sealing rings: CSM GWDR PO	Thread sealing rings: CR GWDR...NR	Thread sealing rings: O-Ring	Locknuts: grey SKMU...K GR	Locknuts: black SKMU...K SW	Locknuts: brass SKMU...MS	Locknuts: MS EMC SKMU EMV...
Plastic												
VG … K68 …	IP65											
Nickel-plated brass												
VG … MS68 …	IP65											
VG … EMV68 …	IP65			●								

Cable glands Ex

Material/Type	Approvals: IP class of protection without seal	Approvals: IP class of protection with seal	Ex	EMC	Armou-ring	Thread sealing rings: CSM GWDR PO	Thread sealing rings: CR GWDR...NR	Thread sealing rings: O-Ring	Locknuts: grey SKMU...K GR	Locknuts: black SKMU...K SW	Locknuts: brass SKMU...MS	Locknuts: MS EMC SKMU EMV...
Nickel-plated brass												
VG … Exe MS		IP68 / 20 bar	Exe					included			●	●
Stainless steel glands on request												

Stopping plugs

Material/Type	Approvals: IP class of protection without seal	Approvals: IP class of protection with seal	Ex	Thread sealing rings: CSM GWDR PO	Thread sealing rings: CR GWDR...NR	Thread sealing rings: O-Ring	Locknuts: grey SKMU...K GR	Locknuts: black SKMU...K SW	Locknuts: brass SKMU...MS	Locknuts: MS EMC SKMU EMV...
Plastic										
VP … K54	IP54	IP66					●			
Nickel-plated brass										
VP … MS65		IP68				included			●	

«ЭЛЕКТРО-ПРОФИ» - http://www.ep.ru

Cable glands - Plastic - IP68

Plastic cable glands with integrated strain relief mechanism suitable for industrial applications that require IP68 protection.

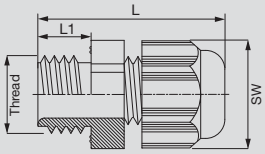

Technical data

Material / Colour	Polyamide 6 / RAL 7035
Seal insert	CR
Temperature range	-30 °C...80 °C
Degree of protection	IP68 - 5 bar (30 min)
Flammability rating	V-2

Note	Version with moulded sealing lip Length L varies depending on the cable diameter used

Ordering data

Type	Thread	KB	L/L1	SW	TRQ CN, min.	TRQ CN, max.	TRQ BO, min.	TRQ BO, max.	Qty.	Order No.
metric										
VG M16-1/K68	M 16 x 1.5	5.00-10.00	39.7 / 10.00	22	2.00	3.00	3.00	5.00	50	**1772290000**
VG M16-1/K68	M 16 x 1.5	4.00-8.00	35.7 / 8.00	19	2.50	2.50	3.80	3.80	50	**1909860000**
VG M20-1/K68	M 20 x 1.5	6.00-12.00	41.2 / 10.00	24	2.50	2.50	3.80	3.80	50	**1772300000**
VG M25-1/K68	M 25 x 1.5	13.00-18.00	48.2 / 10.00	33	7.00	9.00	10.00	13.00	25	**1772310000**
VG M25-1/K68	M 25 x 1.5	11.00-17.00	43.2 / 8.00	29	5.00	5.00	7.50	7.50	25	**1909870000**
VG M32-1/K68	M 32 x 1.5	18.00-25.00	50.8 / 15.00	42	8.00	10.00	12.00	15.00	20	**1772320000**
VG M32-1/K68	M 32 x 1.5	15.00-21.00	50.7 / 10.00	36	5.00	5.00	7.50	7.50	20	**1909880000**
VG M40-1/K68	M 40 x 1.5	22.00-32.00	69.9 / 15.00	53	15.00	20.00	22.00	30.00	10	**1772330000**
VG M40-1/K68	M 40 x 1.5	19.00-28.00	55.2 / 10.00	46	11.00	11.00	7.50	7.50	10	**1909890000**
VG M50-1/K68	M 50 x 1.5	30.00-38.00	71.7 / 18.00	60	20.00	25.00	30.00	35.00	10	**1772340000**
VG M50-1/K68	M 50 x 1.5	30.00-38.00	70.3 / 18.00	60	12.00	12.00	7.50	7.50	10	**1909900000**
VG M63-1/K68	M 63 x 1.5	34.00-44.00	72.9 / 18.00	65	12.00	12.00	7.50	7.50	10	**1772350000**
PG										
VG 9-K68	PG 9	4.00-8.00	34 / 8.00	19	2.50	2.50	3.75	3.75	50	**1568980000**
VG 11-K68	PG 11	5.00-10.00	37 / 8.00	22	2.50	2.50	3.75	3.75	50	**1568990000**
VG 13.5-K68	PG 13.5	6.00-12.00	39 / 9.00	24	2.50	2.50	3.75	3.75	50	**1569000000**
VG 16-K68	PG 16	10.00-14.00	42.5 / 10.00	27	3.30	3.30	5.00	5.00	50	**1569010000**
VG 21-K68	PG 21	13.00-18.00	48 / 11.00	33	5.00	5.00	7.50	7.50	25	**1569020000**
VG 29-K68	PG 29	18.00-25.00	53 / 11.00	42	5.00	5.00	7.50	7.50	20	**1569030000**
VG 36-K68	PG 36	22.00-32.00	65 / 13.00	53	5.00	5.00	7.50	7.50	10	**1569040000**
VG 42-K68	PG 42	30.00-38.00	68 / 13.00	60	5.00	5.00	7.50	7.50	10	**1569050000**
VG 48-K68	PG 48	34.00-44.00	69 / 14.00	65	5.00	5.00	7.50	7.50	10	**1718770000**
Note		halogen free, without sealing ring								

«ЭЛЕКТРО-ПРОФИ» - http://www.ep.ru

Standard cable glands - Plastic

Cable glands - Plastic - SKS

Plastic cable glands with spiral bending protection specially suited for flexible connections.

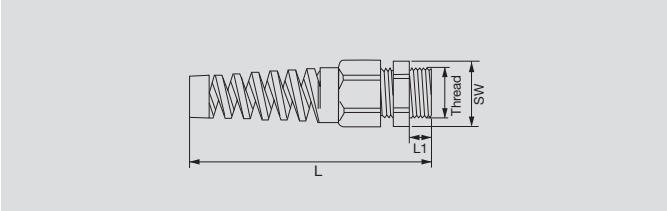

Technical data

Material / Colour	Polyamide 6 / RAL 7035
Seal insert	CR
Temperature range	-30 °C...80 °C
Degree of protection	IP68 - 5 bar (30 min)
Flammability rating	V-2

Note	Version with moulded sealing lip Length L varies depending on the cable diameter used

Ordering data

Type	Thread	KB	L/L1	SW	TRQ CN, min.	TRQ CN, max.	TRQ BO, min.	TRQ BO, max.	Qty.	Order No.
metric										
VG M16-K68 SKS	M 16 x 1.5	5.00-10.00	80 / 15.00	22	2.50	2.50	3.80	3.80	50	**1776710000**
VG M20-K68 SKS	M 20 x 1.5	6.00-12.00	106 / 11.00	24	2.50	2.50	3.80	3.80	50	**1778860000**
VG M20-K68 SKS	M 20 x 1.5	10.00-14.00	106 / 15.00	27	3.30	3.30	5.00	5.00	50	**1776720000**
VG M25-K68 SKS	M 25 x 1.5	13.00-18.00	129 / 15.00	33	5.00	5.00	7.50	7.50	25	**1776730000**
PG										
VG 9-K68 SKS	PG 9	4.00-8.00	78 / 8.00	19	2.50	2.50	3.75	3.75	50	**1720480000**
VG 11-K68 SKS	PG 11	5.00-10.00	84 / 8.00	22	2.50	2.50	3.75	3.75	100	**1720490000**
VG 13.5-K68 SKS	PG 13.5	6.00-12.00	105 / 9.00	24	2.50	2.50	3.75	3.75	50	**1720500000**
VG 16-K68 SKS	PG 16	10.00-14.00	117 / 10.00	27	3.30	3.30	5.00	5.00	25	**1720510000**
VG 21-K68 SKS	PG 21	13.00-18.00	130 / 11.00	33	5.00	5.00	7.50	7.50	20	**1720520000**
Note		halogen free, without sealing ring								

«ЭЛЕКТРО-ПРОФИ» - http://www.ep.ru

Cable glands - Brass - IP54

Brass cable glands for industrial applications that require IP54 protection.

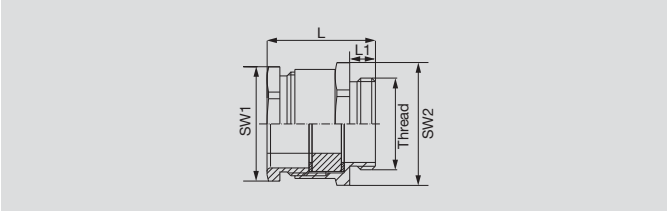

Technical data

Material	Brass, nickel-plated
Seal insert	NBR
Temperature range	-20 °C...60 °C
Degree of protection	IP 54
Degree of protection with thread gasket	IP 65

Note Optional sealing ring
Length „L“ varies depending on the cable diameter used.

Ordering data

Type	Thread	KB	L/L1	SW1/SW2	TRQ CN, min.	TRQ CN, max.	TRQ BO, min.	TRQ BO, max.	Qty.	Order No.
metric										
VG M16-MS54	M 16 x 1.5	8.00-10.00	26 / 6.00	18 / 20	3.05	3.05	6.25	6.25	100	**1778390000**
VG M20-MS54	M 20 x 1.5	8.00-10.00	26.5 / 6.50	18 / 22	3.05	3.05	6.25	6.25	50	**1778380000**
VG M20-MS54	M 20 x 1.5	10.00-12.00	26.5 / 6.50	20 / 22	3.05	3.05	6.25	6.25	50	**1778370000**
VG M25-MS54	M 25 x 1.5	12.00-14.00	27.5 / 7.00	22 / 27	3.66	3.66	7.50	7.50	50	**1778360000**
VG M25-MS54	M 25 x 1.5	15.00-17.00	29.5 / 7.00	28 / 30	4.88	4.88	10.00	10.00	50	**1778350000**
VG M32-MS54	M 32 x 1.5	24.00-26.00	33 / 8.00	38 / 40	4.88	4.88	10.00	10.00	25	**1778340000**
VG M40-MS54	M 40 x 1.5	28.00-30.00	33 / 8.00	37 / 43	4.88	4.88	10.00	10.00	25	**1778330000**
VG M50-MS54	M 50 x 1.5	31.00-33.00	39 / 9.00	47 / 55	4.88	4.88	10.00	10.00	10	**1778320000**
VG M50-MS54	M 50 x 1.5	39.00-41.00	43 / 9.00	54 / 57	4.88	4.88	10.00	10.00	5	**1778310000**
VG M63-MS54	M 63 x 1.5	45.00-47.00	45 / 10.00	60 / 68	4.88	4.88	10.00	10.00	5	**1778300000**
PG										
VG 9-MS54	PG 9	6.00-8.00	22 / 6.00	15 / 17	10.13	10.13	15.20	15.20	100	**0261500000**
VG 11-MS54	PG 11	8.00-10.00	26 / 6.00	18 / 20	12.40	12.40	18.60	18.60	50	**0260700000**
VG 13.5-MS54	PG 13.5	10.00-12.00	26 / 6.50	20 / 22	13.60	13.60	20.40	20.40	50	**0260800000**
VG 16-MS54	PG 16	12.00-14.00	27 / 6.50	22 / 24	15.00	15.00	22.50	22.50	50	**0261400000**
VG 21-MS54	PG 21	15.00-17.00	29.5 / 7.00	28 / 30	18.87	18.87	28.30	28.30	50	**0260900000**
VG 29-MS54	PG 29	24.00-26.00	33 / 8.00	37 / 40	24.67	24.67	37.00	37.00	25	**0261000000**
VG 36-MS54	PG 36	33.00-35.00	39 / 9.00	47 / 50	31.33	31.33	47.00	47.00	20	**0497600000**
VG 42-MS54	PG 42	41.00-43.00	44 / 10.00	54 / 57	36.00	36.00	54.00	54.00	10	**0497700000**
VG 48-MS54	PG 48	45.00-47.00	45 / 10.00	60 / 64	39.50	39.50	59.30	59.30	5	**1718780000**

Note Further versions on request

«ЭЛЕКТРО-ПРОФИ» - http://www.ep.ru

Standard cable glands - Brass

Cable glands - Brass - ZR

Brass cable gland with concentric O-rings for standard industrial applications. The sealed insert used here contains several removable or dividable inlets. This allows to connect cables of a wide diameter range (from 4 mm to 41 mm) with only one sealed insert.

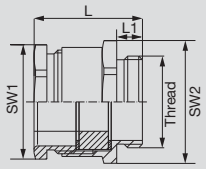

Technical data

Material	Brass, nickel-plated
Seal insert	NBR
Temperature range	-20 °C...80 °C
Degree of protection	IP 54

Note

Ordering data

Type	Thread	KB	L/L1	SW1/SW2	TRQ CN, min.	TRQ BO, min.	D1	D2	D3	D4	Qty.	Order No.
metric												
VG M20-MS54	M 20 x 1.5	4.00-13.00	26.5 / 6.50	22 / 24	3.05	6.25	4	7	10	13	50	**1009560000**
VG M25-MS54	M 25 x 1.5	8.50-18.00	27.5 / 7.00	28 / 30	3.66	7.50	8.5	11.5	14.5	18	25	**1009570000**
VG M32-MS54	M 32 x 1.5	16.00-26.00	33 / 8.00	37 / 40	4.88	10.00	16	19	22	25	25	**1009580000**
VG M40-MS54	M 40 x 1.5	23.00-30.00	33 / 33.00	47 / 50	4.88	10.00	23	26	29	32	10	**1009590000**
VG M50-MS54	M 50 x 1.5	32.00-40.00	39 / 39.00	54 / 57	4.88	10.00	32	35	38	41	5	**1009600000**
PG												
VGPG13.5-MS54	PG 13.5	7.50-12.50	22 / 6.50	20 / 22	13.60	20.40	7.5	10	12.5	0	50	**1009610000**
VG PG16-MS54	PG 16	7.50-15.00	27 / 6.50	22 / 24	15.00	22.50	7.5	10	12.5	15	50	**1009620000**
VG PG21-MS54	PG 21	10.00-19.00	29.5 / 7.00	28 / 30	18.87	28.30	10	13	16	19	25	**1009630000**
VG PG29-MS54	PG 29	18.00-27.00	33 / 8.00	37 / 40	24.67	37.00	18	21	24	27	25	**1009640000**
VG PG36-MS54	PG 36	24.00-33.00	39 / 9.00	47 / 50	31.33	47.00	24	27	30	33	10	**1009650000**
VG PG42-MS54	PG 42	30.00-39.00	44 / 10.00	54 / 57	36.00	54.00	30	33	36	39	5	**1009670000**

Note It is possible to connect cables with diameters ranging from D1 to D4.

«ЭЛЕКТРО-ПРОФИ» - http://www.ep.ru

Cable glands - Brass - ZE

Brass cable glands with external, centrally positioned strain relief provided by the clamping jaws.

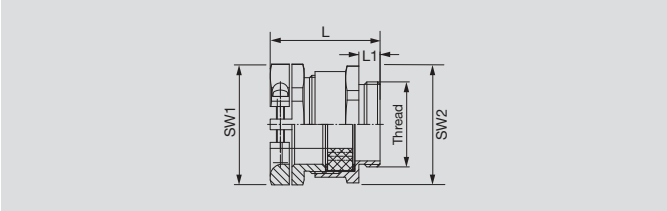

Technical data

Material	Brass, nickel-plated
Seal insert	NBR
Temperature range	-20 °C...80 °C
Degree of protection	IP 54

Note	Optional sealing ring Length „L“ varies depending on the cable diameter used.

Ordering data

Type	Thread	KB	L/L1	SW1/SW2	TRQ CN, min.	TRQ CN, max.	TRQ BO, min.	TRQ BO, max.	Qty.	Order No.
metric										
VG M16-MS54 ZE	M 16 x 1.5	4.00-10.00	26 / 6.00	18 / 19	6.67	6.67	10.00	10.00	100	**1778440000**
VG M20-MS54 ZE	M 20 x 1.5	6.50-12.50	26.5 / 6.50	20 / 22	8.00	8.00	12.00	12.00	50	**1778450000**
VG M20-MS54 ZE	M 20 x 1.5	6.50-12.50	26.5 / 6.50	22 / 22	8.00	8.00	12.00	12.00	50	**1778460000**
VG M25-MS54 ZE	M 25 x 1.5	9.00-19.00	29.5 / 7.00	30 / 34	8.00	8.00	12.00	12.00	50	**1778480000**
VG M32-MS54 ZE	M 32 x 1.5	17.00-27.00	33 / 8.00	40 / 42	12.00	12.00	18.00	18.00	25	**1778490000**
VG M40-MS54 ZE	M 40 x 1.5	23.00-33.00	33 / 8.00	50 / 52	12.00	12.00	18.00	18.00	25	**1778500000**
VG M50-MS54 ZE	M 50 x 1.5	29.00-39.00	43 / 9.00	57 / 59	13.33	13.33	20.00	20.00	5	**1778520000**
VG M63-MS54 ZE	M 63 x 1.5	35.00-45.00	45 / 10.00	66 / 64	13.33	13.33	20.00	20.00	5	**1778530000**
PG										
VG 9-MS54-ZE	PG 9	4.00-10.00	30.5 / 6.00	17 / 19	10.13	10.13	15.20	15.20	50	**1718810000**
VG 11-MS54-ZE	PG 11	6.50-12.50	31.5 / 6.00	20 / 22	12.40	12.40	18.60	18.60	50	**1718820000**
VG 13.5-MS54-ZE	PG 13.5	6.50-12.50	32 / 6.50	22 / 24	13.60	13.60	20.40	20.40	50	**1718830000**
VG 16-MS54-ZE	PG 16	6.50-15.00	33 / 6.50	24 / 27	15.00	15.00	22.50	22.50	50	**1718840000**
VG 21-MS54-ZE	PG 21	9.00-19.00	38 / 7.00	30 / 34	18.87	18.87	28.30	28.30	50	**1718850000**
VG 29-MS54-ZE	PG 29	17.00-27.00	43 / 8.00	40 / 42	24.67	24.67	37.00	37.00	25	**1718860000**
VG 36-MS54-ZE	PG 36	23.00-33.00	49.5 / 9.00	50 / 52	31.33	31.33	47.00	47.00	10	**1718870000**
VG 42-MS54-ZE	PG 42	29.00-39.00	53.5 / 10.00	57 / 62	36.00	36.00	54.00	54.00	5	**1718880000**
VG 48-MS54-ZE	PG 48	35.00-45.00	55 / 10.00	64 / 68	39.53	39.53	59.30	59.30	5	**1718890000**
Note		Further versions on request								

«ЭЛЕКТРО-ПРОФИ» - http://www.ep.ru

Standard cable glands - Brass

Cable glands with strain-relief and bending protection

Industrial brass cable glands with strain-relief and bending protection for connecting non-stationary cables and lines.

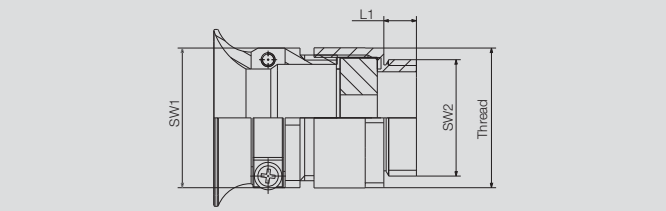

Technical data

Material	Brass, nickel-plated
Seal insert	NBR
Temperature range	-20 °C...80 °C
Degree of protection	IP 54

Note

Ordering data

Type	Thread	KB	L/L1	SW1/SW2	TRQ CN, min.	TRQ CN, max.	TRQ BO, min.	TRQ BO, max.	Qty.	Order No.
metric										
VGM16-MS54ZE	M 16 x 1.5	4.00-10.00	5 / 5.00	17 / 18	2.50	2.50	4.00	4.00	50	**1005190000**
VGM16-MS54ZE	M 16 x 1.5	6.50-12.50	34 / 5.00	17 / 18	2.50	2.50	4.00	4.00	50	**1005200000**
VGM20-MS54ZE	M 20 x 1.5	6.50-12.50	37.8 / 6.00	22 / 22	8.00	8.00	12.00	12.00	50	**1005210000**
VGM20-MS54ZE	M 20 x 1.5	6.50-15.00	37.8 / 6.00	22 / 22	8.00	8.00	12.00	12.00	50	**1005220000**
VGM25-MS54ZE	M 25 x 1.5	9.00-19.00	44 / 7.00	30 / 30	8.00	8.00	12.00	12.00	25	**1005230000**
VGM32-MS54ZE	M 32 x 1.5	17.00-27.00	50.8 / 8.00	41 / 40	12.00	12.00	18.00	18.00	25	**1005240000**

Note

«ЭЛЕКТРО-ПРОФИ» - http://www.ep.ru

Brass clamping screws - IP54

These special cable glands are designed for use in HDC RockStar® bases and hoods.

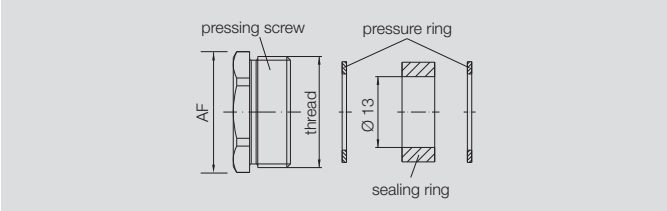

Technical data

Clamping screw material	Nickel-plated brass
Sealing ring material	SBR/NBR
Pressure ring material	Polyamide
Temperature range	-20 °C...60 °C

Note

Ordering data

Type	Thread	Inserts in mm	SW	Qty.	Order No.
metric					
VG H M20 MS	M 20 x 1.5	4 / 7 / 10 / 13	20	50	**1921720000**
VG H M25 MS	M 25 x 1.5	8.5 / 11.5 / 14.5 / 18	25	25	**1921740000**
VG H M32 MS	M 32 x 1.5	16 / 19 / 22 / 25	32	20	**1921760000**
VG H M40 MS	M 40 x 1.5	23 / 26 / 29 / 32	40	10	**1921770000**
PG					
KV 11-M	PG 11	7.5 / 10 / 12.5	10	10	**1656390000**
KV 13-M	PG 13	7.5 / 10 / 12.5	10	10	**1656400000**
KV 16-M	PG 16	7.5 / 10 / 12.5 / 15	10	10	**1656410000**
KV 21-M	PG 21	10 / 13 / 16 / 19	10	10	**1656420000**
KV 29-M	PG 29	18 / 21 / 24 / 27	10	10	**1656430000**

Note

«ЭЛЕКТРО-ПРОФИ» - http://www.ep.ru

Standard cable glands - Brass

Cable glands HQ

Cable glands specifically for the HQ series, in plastic. Available as brass and brass-EMC versions.

Technical data

Material	PA 6 / Brass, nickel-plated
Seal insert	TPE-V
Temperature range	-40 °C...100 °C
Degree of protection	IP 68

Note

Ordering data

Type	Thread	KB	SW	Qty.	Order No.
Plastic					
VG 16 HQ K68 9-13	PG 16	9.00-13.00	27	1	**1016070000**
VG 16 HQ K68 11.5-15.5	PG 16	11.50-15.50	27	1	**1016080000**
Brass					
VG 21 HQ MS68 9-13	PG 21	9.00-13.00	30	1	**1016090000**
VG 21 HQ MS68 11.5-15.5	PG 21	11.50-15.50	30	1	**1016100000**
VG 21 HQ MS68 14-18	PG 21	14.00-18.00	30	1	**1016110000**
EMC					
VG 21 HQ EMV68 11-15.5	PG 21	11.00-15.50	30	1	**1016120000**
VG 21 HQ EMV68 14-18	PG 21	14.00-18.00	30	1	**1016130000**
Only for angled HQ base housing (order number 1003110000)					
VG16 HQ K68 9-12SH	PG 16	9.00-12.00	30	50	**1045530000**
VG16 HQ K68 11.5-15.5SH	PG 16	11.50-15.50	30	50	**1045540000**

Note

«ЭЛЕКТРО-ПРОФИ» - http://www.ep.ru

Cable glands - Brass - IP68

Standard brass cable glands for industrial applications that require IP68 protection.

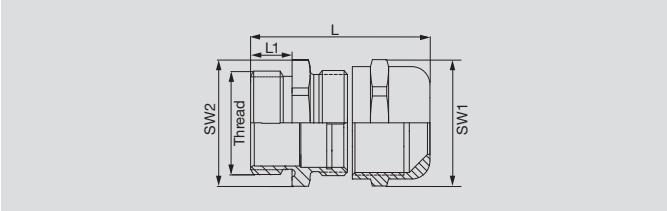

Technical data

Material	Brass, nickel-plated
O-ring / Seal insert	NBR / CR
Temperature range	-40 °C...100 °C
Clamp insert	Polyamide
Degree of protection with thread gasket	IP 68 - 5 bar

Note Length „L“ varies according to cable diameter used

Ordering data

Type	Thread	L/L1	SW	TRQ CN, min.	TRQ CN, max.	TRQ BO, min.	TRQ BO, max.	Qty.	Order No.
metric									
VG M16-1/MS68	M 16 x 1.5	28 / 5.50	17	2.50	2.50	3.80	3.80	50	**1772210000**
VG M16-1/MS68	M 16 x 1.5	37.3 / 7.00	20	12.00	12.00	10.00	10.00	50	**1909910000**
VG M20-1/MS68	M 20 x 1.5	32 / 8.00	22	2.50	2.50	3.80	3.80	50	**1772220000**
VG M25-1/MS68	M 25 x 1.5	35 / 7.00	30	12.00	12.00	7.50	7.50	25	**1772230000**
VG M25-1/MS68	M 25 x 1.5	42 / 8.00	27	20.00	20.00	14.00	14.00	25	**1909920000**
VG M32-1/MS68	M 32 x 1.5	39 / 8.00	34	12.00	12.00	7.50	7.50	25	**1772240000**
VG M32-1/MS68	M 32 x 1.5	45 / 8.00	34	20.00	20.00	20.00	20.00	20	**1909930000**
VG M40-1/MS68	M 40 x 1.5	53 / 8.00	44	12.00	12.00	7.50	7.50	20	**1772250000**
VG M40-1/MS68	M 40 x 1.5	55.1 / 9.00	43	20.00	20.00	20.00	20.00	20	**1909940000**
VG M50-1/MS68	M 50 x 1.5	62.2 / 9.00	58	20.00	20.00	20.00	20.00	12	**1909950000**
VG M63-1/MS68	M 63 x 1.5	63.6 / 14.00	64	20.00	20.00	20.00	20.00	12	**1772270000**
PG (IP 69K)									
VG 9-MS68	PG 9	27 / 6.00	17	12.00	12.00	10.00	10.00	50	**1569070000**
VG 11-MS68	PG 11	28.5 / 6.00	20	12.00	12.00	10.00	10.00	50	**1569080000**
VG 13.5-MS68	PG 13.5	29.5 / 6.50	22	14.00	14.00	12.00	12.00	50	**1569090000**
VG 16-MS68	PG 16	29.5 / 6.50	24	14.00	14.00	14.00	14.00	25	**1569100000**
VG 21-MS68	PG 21	33.5 / 7.00	30	18.00	18.00	16.00	16.00	25	**1569110000**
PG (IP 68)									
VG 29-MS68	PG 29	37.5 / 8.00	40	20.00	20.00	20.00	20.00	20	**1569120000**
VG 36-MS68	PG 36	45 / 10.00	50	20.00	20.00	20.00	20.00	15	**1569130000**
VG 42-MS68	PG 42	47.5 / 12.00	58	20.00	20.00	20.00	20.00	12	**1569140000**
VG 48-MS68	PG 48	50.5 / 14.00	64	20.00	20.00	20.00	20.00	12	**1718790000**

Note Further versions on request

«ЭЛЕКТРО-ПРОФИ» - http://www.ep.ru

EMC cable glands

Cable glands - Brass - EMC

Brass cable glands for shielding against interference frequencies with a screening attenuation of up to 100 dB. Contact with cable shield by means of spring washer.

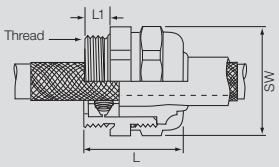

Technical data

Material	Brass, nickel-plated
O-Ring	NBR
Temperature range	-40 °C...135 °C
Degree of protection	IP 68 - 5 bar
Degree of protection with thread gasket	IP 68 - 10 bar
Clamp insert	TPE

Note Length „L“ varies according to cable diameter used

Ordering data

Type	Thread	KB	Shield Ø	L/L1	SW	TRQ CN, min.	TRQ CN, max.	TRQ BO, min.	TRQ BO, max.	Qty.	Order No.
metric											
VG EMV M20X1.5	M 20 x 1.5	8.00-11.00	4.00-8.50	41 / 10.00	24	9.00	10.00	9.00	9.00	50	**1706940000**
VG EMV M25X1.5	M 25 x 1.5	14.00-18.00	8.00-13.50	43 / 11.00	30	10.00	10.00	10.00	10.00	25	**1706950000**
PG											
VG EMV PG 9/11	PG 9	6.50-9.50	2.50-6.00	34 / 6.00	20	6.00	8.00	6.00	6.00	50	**1706860000**
VG EMV PG 11	PG 11	6.50-9.00	3.50-7.50	41 / 10.00	24	10.00	10.00	10.00	10.00	50	**1706870000**
VG EMV PG 13.5	PG 13.5	8.00-11.00	4.00-8.50	41 / 10.00	24	10.00	10.00	10.00	10.00	50	**1706880000**
VG EMV PG 16 K14	PG 16	10.00-14.00	8.00-13.00	43 / 11.00	30	10.00	10.00	10.00	10.00	25	**1706890000**
VG EMV PG 16 K18	PG 16	14.00-18.00	8.00-13.00	43 / 11.00	30	10.00	10.00	10.00	10.00	25	**1713880000**
VG EMV PG 21 K18	PG 21	17.00-18.00	12.50-17.50	45 / 11.00	35	10.00	15.00	10.00	10.00	10	**1706900000**
VG EMV PG K28	PG 21	17.00-20.00	12.50-17.50	45 / 11.00	35	8.00	15.00	8.00	8.00	10	**1713890000**
VG EMV PG 29 K26	PG 29	22.00-26.00	15.00-21.00	52 / 13.00	40	15.00	20.00	15.00	15.00	10	**1706910000**
VG EMV PG 29 K29	PG 29	25.00-29.00	22.00-25.00	58 / 13.00	50	20.00	20.00	20.00	20.00	5	**1713900000**
VG EMV PG36 K32-27	PG 36	27.00-32.00	24.00-30.50	54 / 9.00	50	15.00	30.00	15.00	15.00	10	**1770410000**

Note Further versions on request

«ЭЛЕКТРО-ПРОФИ» - http://www.ep.ru

Cable glands - Brass - 1/EMC

Brass cable glands for shielding against interference frequencies with a screening attenuation of up to 90 dB. Conical metal cage ensures multiple contacts with the cable shielding.

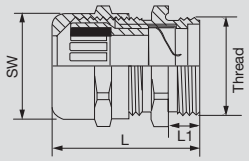

Technical data

Material	Brass, nickel-plated
O-ring / Seal insert	NBR / CR
Temperature range	-40 °C...100 °C
Degree of protection	IP 68 - 5 bar
Clamp insert	Polyamide

Note Length „L“ varies according to cable diameter used

Ordering data

Type	Thread	KB	L/L1	SW	TRQ CN, min.	TRQ CN, max.	TRQ BO, min.	TRQ BO, max.	Qty.	Order No.
metric										
VG M16-MS 1/EMV	M 16 x 1.5	4.50-10.00	37.3 / 7.00	20	5.00	7.00	8.00	10.00	50	**1909500000**
VG M20-MS 1/EMV	M 20 x 1.5	6.00-12.00	38.8 / 8.00	22	8.00	10.00	12.00	15.00	50	**1909510000**
VG M25-MS 1/EMV	M 25 x 1.5	11.00-17.00	42 / 8.00	27	6.00	8.00	9.00	12.00	25	**1909520000**
VG M32-MS 1/EMV	M 32 x 1.5	15.00-21.00	45 / 8.00	34	6.00	10.00	9.00	15.00	20	**1909530000**
VG M40-MS 1/EMV	M 40 x 1.5	19.00-28.00	55.1 / 9.00	43	7.00	10.00	10.00	15.00	10	**1909540000**
VG M50-MS 1/EMV	M 50 x 1.5	27.00-38.00	62.2 / 9.00	58	20.00	30.00	30.00	45.00	10	**1909550000**
VG M63-MS 1/EMV	M 63 x 1.5	34.00-44.00	71.5 / 14.00	64	23.00	28.00	30.00	40.00	5	**1909560000**

Note Further versions on request

«ЭЛЕКТРО-ПРОФИ» - http://www.ep.ru

Standard cable glands - Stainless steel

Cable glands - Stainless steel - IP68

Stainless steel cable glands for standard industrial applications that require a high (IP68) degree of protection. These cable glands – with their resistance to impact and sea water – are also suitable for use in applications under extreme environmental conditions.

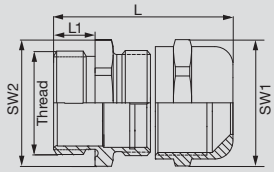

Technical data

Material	Stainless steel
O-Ring / Seal insert	NBR / CR
Temperature range	-40 °C...100 °C
Degree of protection	IP68 - 5 bar (30 min)

Note

Ordering data

Type	Thread	KB	L/L1	SW	TRQ CN, min.	TRQ CN, max.	TRQ BO, min.	TRQ BO, max.	Qty.	Order No.
metric										
VGM16-SS 68 KB 4-8	M 16 x 1.5	4.00-8.00	7.00	18	8.00	10.00	15.00	12.00	50	**1009850000**
VGM20-SS 68 KB 6-12	M 20 x 1.5	6.00-12.00	8.00	22	12.00	15.00	22.00	16.00	50	**1009860000**
VGM25-SS 68 KB 10-14	M 25 x 1.5	10.00-14.00	8.00	27	15.00	20.00	30.00	22.00	25	**1009870000**
VGM32-SS 68 KB 13-18	M 32 x 1.5	13.00-18.00	9.00	34	28.00	35.00	50.00	40.00	20	**1009880000**
VGM40-SS 68 KB 18-25	M 40 x 1.5	18.00-25.00	9.00	43	30.00	40.00	60.00	45.00	20	**1009890000**
VGM50-SS 68 KB 22-32	M 50 x 1.5	22.00-32.00	9.00	55	35.00	45.00	60.00	50.00	12	**1009900000**
VGM63-SS 68 KB 34-44	M 63 x 1.5	34.00-44.00	14.00	68	45.00	55.00	70.00	60.00	10	**1009910000**
PG										
VG 9-SS 68 KB 4-8	PG 9	4.00-8.00	6.00	17	8.00	10.00	15.00	12.00	50	**1009750000**
VG 11-SS 68 KB 5-10	PG 11	5.00-10.00	6.00	22	10.00	13.00	20.00	15.00	50	**1009760000**
VG 13.5-SS 68 KB 6-12	PG 13.5	6.00-12.00	6.50	22	12.00	15.00	22.00	16.00	50	**1009770000**
VG 16-SS 68 KB 10-14	PG 16	10.00-14.00	6.50	24	15.00	20.00	30.00	22.00	25	**1009780000**
VG 21-SS 68 KB 13-18	PG 21	13.00-18.00	7.50	30	28.00	35.00	50.00	40.00	25	**1009790000**
VG 29-SS 68 KB 18-25	PG 29	18.00-25.00	8.00	40	30.00	40.00	60.00	45.00	20	**1009800000**
VG 36-SS 68 KB 22-32	PG 36	22.00-32.00	9.00	50	35.00	45.00	60.00	50.00	15	**1009810000**
VG 42-SS 68 KB 30-38	PG 42	30.00-38.00	12.00	58	40.00	50.00	70.00	55.00	12	**1009820000**
VG 48-SS 68 KB 34-44	PG 48	34.00-44.00	14.00	64	45.00	55.00	70.00	60.00	10	**1009830000**

Note

«ЭЛЕКТРО-ПРОФИ» - http://www.ep.ru

Cable glands - Brass - Ex e, IP 68

Brass nickel-plated cable glands for use in Ex zones Ex-e and Ex-i.

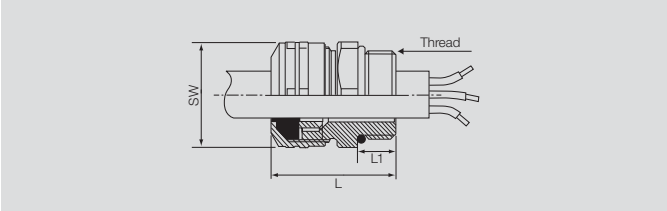

Technical data

Material	Brass, nickel-plated
O-ring / Seal insert	NBR / CR
Temperature range	-40 °C...100 °C
Degree of protection	IP 68 - 5 bar (30 min.)
Approval	Ex e II, II 2 GD

Note Length „L“ varies according to cable diameter used

Ordering data

Type	Thread	KB	L/L1	SW	TRQ CN, min.	TRQ CN, max.	TRQ BO, min.	TRQ BO, max.	Qty.	Order No.
metric										
VG M20-EXE MS	M 20 x 1.5	8.50-13.00	28 / 8.00	24	27.50	27.50	6.00	6.00	50	**1737220000**
VG M25-EXE MS	M 25 x 1.5	13.50-18.00	33 / 9.00	30	45.00	45.00	10.00	10.00	20	**1737230000**
VG M32-EXE MS	M 32 x 1.5	17.50-25.00	38 / 10.00	41	85.00	85.00	17.50	17.50	20	**1737240000**
NPT										
VG NPT 3/4" Eex-e MS	NPT 3/4"	13.50-18.00	24 / 16.00	30					1	**1778150000**

Note Further versions available on request
Suitable for the Heat Trace connector, Chapter G

«ЭЛЕКТРО-ПРОФИ» - http://www.ep.ru

Adaptors

Adaptors with NPT male threads

Adaptors can be used to connect threaded holes and cable glands of different thread sizes and types.

Technical data

Material	Brass, nickel-plated
Temperature range	-40 °C...100 °C
Degree of protection	IP 54
Degree of protection with thread gasket	IP 68
Approval	II 2 GD, Ex d IIC, Ex e II, Ex tD

Ordering data

External thread	**3/4“ NPT**
Inner thread	**Order No.**
M20	**1737640000**
M25	**1737800000**
M32	**1737950000**
1/2" NPT	**1738400000**
3/4" NPT	**1738560000**

Note We recommend using sealing compound or tape
Suitable for the Heat Trace connector, Chapter G

«ЭЛЕКТРО-ПРОФИ» - http://www.ep.ru

Flat IP washers - Standard - Polyethylene

Flat IP washers for increasing the degree of protection for cable glands and sealing plugs. The IP washer is also suitable as a replacement for O-rings.

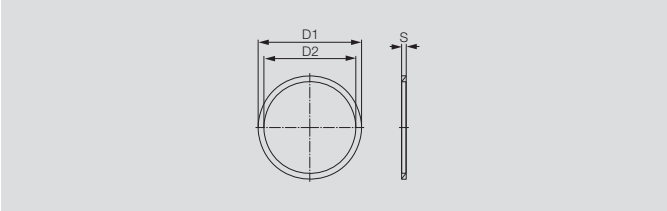

Technical data

Material / Colour	Polyethylene / transparent
Temperature range	-30 °C...90 °C

Note

Ordering data

Type	Thread	D1	D2	S	Qty.	Order No.
metric						
GWDR M12-PO	M 12 x 1.5	16.00	12.00	1.50	50	**1777920000**
GWDR M16-PO	M 16 x 1.5	20.00	16.00	1.50	50	**1777930000**
GWDR M20-PO	M 20 x 1.5	25.00	20.40	2.00	100	**1777940000**
GWDR M25-PO	M 25 x 1.5	30.00	25.00	2.00	50	**1777950000**
GWDR M32-PO	M 32 x 1.5	38.00	32.00	2.00	50	**1777960000**
GWDR M40-PO	M 40 x 1.5	45.00	40.00	2.00	50	**1777970000**
GWDR M50-PO	M 50 x 1.5	56.00	50.00	2.00	50	**1777980000**
GWDR M63-PO	M 63 x 1.5	70.00	63.00	2.00	50	**1777990000**
PG						
GWDR PG7-PO	PG 7	16.50	12.50	1.60	100	**1719440000**
GWDR PG9-PO	PG 9	19.00	15.20	1.60	100	**1719450000**
GWDR PG11-PO	PG 11	22.50	18.60	1.80	100	**1719460000**
GWDR PG13.5-PO	PG 13.5	25.00	20.40	1.80	100	**1719470000**
GWDR PG16-PO	PG 16	27.00	22.50	1.80	100	**1719480000**
GWDR PG21-PO	PG 21	33.50	28.30	2.20	100	**1719490000**
GWDR PG29-PO	PG 29	43.50	37.00	2.20	50	**1719500000**
GWDR PG36-PO	PG 36	55.00	47.00	2.70	50	**1719510000**
GWDR PG42-PO	PG 42	63.00	54.00	3.20	10	**1719520000**
GWDR PG48-PO	PG 48	69.00	59.30	3.20	5	**1719530000**

Note Further versions on request

«ЭЛЕКТРО-ПРОФИ» - http://www.ep.ru

Accessories - Flat IP washers

Flat IP washers - Standard - Neoprene

Flat IP washers for increasing the degree of protection for cable glands and sealing plugs – recommended for use in Ex applications. The IP washers are also suitable as a replacement for O-rings.

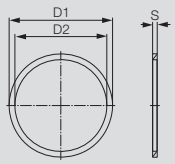

Technical data

Material / Colour	Neoprene / RAL 9005
Temperature range	-40 °C...100 °C

Note

Ordering data

Type	Thread	D1	D2	S	Qty.	Order No.
metric						
GWDR M12-NP	M 12 x 1.5	16.00	12.00	1.20	50	**1913320000**
GWDR M16-NP	M 16 x 1.5	22.00	16.00	1.20	50	**1736230000**
GWDR M20-NP	M 20 x 1.5	24.00	20.00	1.20	50	**1736240000**
GWDR M25-NP	M 25 x 1.5	30.00	25.00	1.50	50	**1736250000**
GWDR M32-NP	M 32 x 1.5	42.00	32.00	1.50	50	**1736260000**
GWDR M40-NP	M 40 x 1.5	52.00	40.00	1.50	20	**1736270000**
GWDR M50-NP	M 50 x 1.5	63.00	50.00	1.50	20	**1736280000**
GWDR M63-NP	M 63 x 1.5	77.00	63.00	2.00	10	**1736290000**
PG						
GWDR PG7-NP	PG 7	17.00	11.60	1.20	100	**1719540000**
GWDR PG9-NP	PG 9	21.00	14.00	1.20	100	**1719550000**
GWDR PG11-NP	PG 11	24.00	17.00	1.20	100	**1719560000**
GWDR PG13.5-NP	PG 13.5	27.00	19.50	1.20	100	**1719570000**
GWDR PG16-NP	PG 16	30.00	22.50	1.20	100	**1719580000**
GWDR PG21-NP	PG 21	35.00	28.30	1.50	100	**1719590000**
GWDR PG29-NP	PG 29	45.00	37.00	1.50	50	**1719600000**
GWDR PG36-NP	PG 36	60.00	47.00	1.50	20	**1719610000**
GWDR PG42-NP	PG 42	65.00	54.00	1.50	10	**1719620000**
GWDR PG48-NP	PG 48	71.00	59.30	1.50	5	**1719630000**

Note Further versions on request

«ЭЛЕКТРО-ПРОФИ» - http://www.ep.ru

Sealing plugs - Plastic

Plastic sealing plugs with cross-heads are used to seal surplus threaded holes and to maintain the IP protection degree.

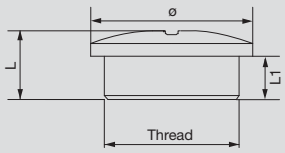

Technical data

Material / Colour	Polyamid 6 (PA6 - GF30) / RAL 7035
Temperature range	-40 °C...100 °C
Degree of protection	IP 54
Degree of protection with thread gasket	IP 65
Flammability rating	V-2

Note Optional sealing ring

Ordering data

Type	Thread	L	L1	Head Ø	TRQ BO, min.	TRQ BO, max.	Qty.	Order No.
metric								
VP M12 K54	M 12 x 1.5	10	6.00	15.00	0.50	0.50	100	**1776930000**
VP M16 K54	M 16 x 1.5	11.5	7.00	19.00	0.50	0.50	100	**1776920000**
VP M20 K54	M 20 x 1.5	12.5	7.50	22.00	1.00	1.00	100	**1776910000**
VP M25 K54	M 25 x 1.5	15	11.00	27.00	1.00	1.00	100	**1776900000**
VP M32 K54	M 32 x 1.5	16	11.00	34.00	1.00	1.00	100	**1776940000**
VP M40 K54	M 40 x 1.5	18	12.00	42.00	2.00	2.00	50	**1776950000**
VP M50 K54	M 50 x 1.5	20	13.00	52.00	2.00	2.00	25	**1776960000**
VP M63 K54	M 63 x 1.5	20	14.00	65.00	2.50	2.50	50	**1776970000**
PG								
VP 7-K54	PG 7	8	6.00	15.00	0.50	0.50	50	**1719250000**
VP 9-K54	PG 9	9	6.00	19.00	0.50	0.50	100	**0294760000**
VP 11-K54	PG 11	10.5	6.50	22.00	0.50	0.50	100	**0294860000**
VP 13.5-K54	PG 13.5	9.5	6.00	25.00	1.00	1.00	100	**0294960000**
VP 16-K54	PG 16	9.5	6.00	27.00	1.00	1.00	100	**0295060000**
VP 21-K54	PG 21	11	8.00	33.00	1.00	1.00	100	**0295160000**
VP 29-K54	PG 29	12	8.00	44.00	1.00	1.00	50	**0501160000**
VP 36-K54	PG 36	15	10.00	55.00	2.00	2.00	25	**0501260000**
VP 42-K54	PG 42	16	10.00	62.00	2.00	2.00	10	**0501360000**
VP 48-K54	PG 48	16	12.00	69.00	2.50	2.50	5	**1719260000**

Note Further versions on request

«ЭЛЕКТРО-ПРОФИ» - http://www.ep.ru

Sealing plugs

Sealing plugs - Brass - Nickel-plated

Brass sealing plugs with cross-heads are used to seal surplus threaded holes and to maintain the IP protection degree.

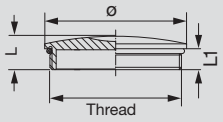

Technical data

Material	Brass, nickel-plated
O-Ring	NBR
Temperature range	-30 °C...100 °C
Degree of protection with thread gasket	IP 68

Note

Ordering data

Type	Thread	L	L1	Head Ø	TRQ BO, min.	TRQ BO, max.	Qty.	Order No.
metric								
VP M12-MS65	M 12 x 1.5	7.4	5.00	14.00	8.00	8.00	100	**1777720000**
VP M16-MS65	M 16 x 1.5	8	5.00	18.00	10.00	10.00	100	**1777730000**
VP M20-MS65	M 20 x 1.5	9.4	6.50	22.00	12.00	12.00	100	**1777740000**
VP M25-MS65	M 25 x 1.5	10.8	7.00	28.00	12.00	12.00	100	**1777750000**
VP M32-MS65	M 32 x 1.5	11.6	8.00	35.00	18.00	18.00	50	**1777760000**
VP M40-MS65	M 40 x 1.5	12.3	8.00	44.00	18.00	18.00	50	**1777770000**
VP M50-MS65	M 50 x 1.5	15	9.00	54.00	20.00	20.00	25	**1777780000**
VP M63-MS65	M 63 x 1.5	18	10.00	67.00	20.00	20.00	10	**1777790000**
PG								
VP 7-MS65	PG 7	8	5.00	15.00	12.50	12.50	100	**0521600000**
VP 9-MS65	PG 9	8	5.00	18.00	15.20	15.20	100	**0294700000**
VP 11-MS65	PG 11	8	5.00	20.00	18.60	18.60	100	**0294800000**
VP 13.5-MS65	PG 13.5	9.5	5.50	22.00	20.40	20.40	100	**0294900000**
VP 16-MS65	PG 16	9	5.50	24.00	22.50	22.50	100	**0295000000**
VP 21-MS65	PG 21	11	6.00	30.00	28.30	28.30	100	**0295100000**
VP 29-MS65	PG 29	12	8.00	40.00	37.00	37.00	50	**0501100000**
VP 36-MS65	PG 36	15	9.00	50.00	47.00	47.00	25	**0501200000**
VP 42-MS65	PG 42	16	10.00	57.00	54.00	54.00	10	**0501300000**
VP 48-MS65	PG 48	16	10.00	64.00	59.30	59.30	5	**1719270000**

Note Further versions on request

«ЭЛЕКТРО-ПРОФИ» - http://www.ep.ru

Identification systems

Identification systems

Introduction	M.2
Markers	M.4
Printers	M.10
Software	M.15

«ЭЛЕКТРО-ПРОФИ» - http://www.ep.ru

Identification systems

For over 25 years, the Weidmüller brand has been a symbol of innovative marking and printing systems – which have included software and services that are perfectly adapted to work in harmony with one another. As technical and market leaders, we are committed to technology advancement and continuous improvement. Our products establish standards and help to bring efficiency and safety to the increasingly complex production process.

The new PrintJet PRO printer is part of a unique concept which involves the optimal integration of hardware, software and service. Everything comes from a single source and is optimally tuned to work together. With all products working in harmony, you will achieve a new perspective on the marking and labelling of connectors, wires, cables and devices. Whether a small business or large corporation – the system provides the proper modules for any need, including the labelling of heavy-duty connectors and cable assemblies.



«ЭЛЕКТРО-ПРОФИ» - http://www.ep.ru

Markers

No needs or requirements remain unfulfilled: with over 200 variants and consistent expansion of the MultiCard line. And when necessary we will develop a customised solution with you together.

Printer

The PrintJet PRO leads the way, defining a new level of high performance and innovation – easy to operate and low maintenance.

Software

Import, edit and manage data. Our M-Print® PRO software includes performance modules for the entire range of applications – from the CAE workstation to actual implementation.

«ЭЛЕКТРО-ПРОФИ» - http://www.ep.ru

ESG

The ESG is our proven marker in MultiCard-format. The result is an all-purpose, superior-quality adhesive marker with a high-contrast appearance that is perfect for connector housings.

ESG - blank

Technical specification

UL 94 flammability rating	V2
Min. temperature, continuous	-40 °C
Max. temperature, continuous	100 °C
Material	Polyamide 66

Ordering data

Type	Application	Width/Length	Qty.	Order No.
ESG 6/15 K MC white	self-adhesive	15 mm/6 mm	200	**1880100000**
ESG 6/15 K MC yellow	self-adhesive	15 mm/6 mm	200	**1880130000**
ESG 6/17 K MC white	self-adhesive	17 mm/6 mm	200	**1880120000**
ESG 6/17 K MC yellow	self-adhesive	17 mm/6 mm	200	**1880110000**
ESG 9/11 K MC white	self-adhesive	11 mm/9 mm	200	**1857440000**
ESG 9/17 K MC white	self-adhesive	17 mm/9 mm	200	**1674760000**
ESG 9/17 K MC yellow	self-adhesive	17 mm/9 mm	200	**1753500000**

ESG - Custom printing

Ordering data

Type	Application	Width/Length	Qty.	Order No.
ESG 6/15 K MC	self-adhesive	15 mm/6 mm	40	**1880090000**
ESG 6/17 K MC	self-adhesive	17 mm/6 mm	40	**1880080000**
ESG 9/11 K MC	self-adhesive	11 mm/9 mm	40	**1857450000**
ESG 9/17 K MC	self-adhesive	17 mm/9 mm	40	**1674770000**

«ЭЛЕКТРО-ПРОФИ» - http://www.ep.ru

SM

The SwitchMark marker has been designed for labelling command and signalling devices. The tags are mounted using the attached adhesive film. Customised tags can be created with the PrintJet or MCP Plus plotter printing systems.

- Users can quickly produce markers to suit their needs.
- No need to stock expensive standard tags.
- Hardwearing printing quality with the PrintJet which can be used as a substitute for engraving.
- We recommend the ETO SM protective film for extreme applications.

SM - blank

Technical specification

Material	Polyamide 66, halogen-free
UL 94 flammability rating	V2
Min. temperature, continuous	-40 °C
Max. temperature, continuous	100 °C

Ordering data

Type	Length (mm)	Qty.	Order No. white	silver	grey	red	yellow
SM 22/22 K MC	22	80	1877570000	1877590000	1014650000		1131830000
SM 27/8 K MC	8	80	1812630000	1771930000	1079480000		1131820000
SM 27/12.5 K MC	12.5	80	1699880000	1713720000	1027830000		1131810000
SM 27/18 K MC	18	80	1707270000	1713760000	1073340000	1906120000	1915340000
SM 27/27 K MC	27	60	1783000000	1782990000	1079520000		1131800000
SM 18/9.5 K MC	n 9.5	200	1248580000		1248610000		1248590000
SM 19/42 K MC	n 19	40	1248620000		1248640000		1248630000

SM - Custom printing

Ordering data

Type	Length (mm)	Qty.	Order No. Colour and print details
SM 27/8 K	8	80	1713690000
SM 27/12.5 K	12.5	80	1699890000
SM 27/18 K	18	80	1707280000
SM 22/22 K	22	80	1877580000
SM 27/27 K	27	60	1783010000
SM 18/9.5 K MC	n 9.5	40	1248550000
SM 19/42 K MC	n 19	8	1248560000

SM - protective film

Technical specification

Material	Polyester film
UL 94 flammability rating	HB
Min. temperature, continuous	-20 °C
Max. temperature, continuous	80 °C
Colour	transparent

Ordering data

Type	Length (mm)	Width (mm)	Labels per sheet	Qty.	Order No.
ETO SM 27/8	8	27	165	1	1720570000
ETO SM 27/12.5	12.5	27	100	1	1720580000
ETO SM 27/18	18	27	112	1	1720590002
ETO SM 22/22	22	22	117	1	1880720000
ETO SM 27/27	27	27	70	1	1805840000

«ЭЛЕКТРО-ПРОФИ» - http://www.ep.ru

Markers

ClipCard

ClipCard device markers in MultiCard format are an alternative to engraving. This product line is used to mark electrical installations and switching facilities. The tried-and-tested MultiCard format means that printing can be carried out using the PrintJet or Plotter MCP.

- Hardwearing printing quality with the PrintJet as a substitute for engraving.
- Self-adhesive tags

Technical data

Material	Polyamide 66, halogen-free
UL 94 flammability rating	V2
Temperature range °C	–40 … 60

ClipCard - blank

Ordering data

Type	Width x Length (mm)	Qty.	Order No. white	silver	grey	red	yellow
CC 15/17 K MC	15 x 17	80	1876590000	1876580000	1079540000	1288320000	1131920000
CC 15/27 K MC	15 x 27	80	1876640000	1876780000	1079560000	1288330000	1131910000
CC 15/49 K MC	15 x 49	40	1877220000	1877270000	1079580000	1288380000	1131970000
CC 15/60 K MC	15 x 60	40	1877310000	1877360000	1072650000	1288340000	1131890000
CC 30/60 K MC	30 x 60	30	1934390000	1934330000	1072680000	1085430000	1078320000
CC 85/54 K MC	54 x 85	10	1138430000		1138450000	1288390000	1138440000

ClipCard - Custom printing

Ordering data

Type	Width x Length (mm)	Qty.	Order No. Colour and print details				
CC 15/17 K MC	15 x 17	16	1876600000				
CC 15/27 K MC	15 x 27	16	1876750000				
CC 15/49 K MC	15 x 49	8	1877230000				
CC 15/60 K MC	15 x 60	8	1877320000				
CC 30/60 K MC	30 x 60	6	1934370000				
CC 85/54 K MC	54 x 85	2	1138470000				

M

ClipCard - protective film

Ordering data

Type	Labels per sheet	Qty.	Order No.		transparent	
ETO CC 15/17	228	1			1880850000	
ETO CC 15/27	133	1			1880810000	
ETO CC 15/49	76	1			1880830000	
ETO CC 15/60	57	1			1880840000	
ETO CC 30/60	27	10			1934440000	

«ЭЛЕКТРО-ПРОФИ» - http://www.ep.ru

LM MT 300 – self-adhesive polyester labels

- Suitable for A4 laser printer
- Abrasion-resistant
- High heat resistance
- For marking all kinds of switchgear and equipment
- Can also be written on with a ballpoint pen of the STI marking pen

LM MT 300

Technical specification

Material	Polyester, PVC-free
UL 94 flammability rating	HB
Min. temperature, continuous	-45 °C
Max. temperature, continuous	150 °C

Ordering data

Type	Length (mm)	No. per pcs	Qty.	Order No. white	yellow	silver
LM 12/6	12	322	10		1882910000	
LM 15/4.63	15	627	10	1724141044	1724141687	1724140001
LM 15/6	15.2	484	10	1686361044	1686361687	1686360001
LM 15/9	15	186	10		1882890000	
LM 17x6	17	10	10		1835820000	
LM 17/9	17.8	341	10	1724151044	1724151687	1724150001
LM 18/6.5	18	290	10	1749321044	1749321687	1749320001
LM 19.05x6.3	19.05	10	10		1835830000	
LM 20/8	20.3	264	10	1686381044	1686381687	1686380001
LM PA 20/8	20.3	264	10		1874860000	
LM 25.4/12.7	25.4	147	10	1686391044	1686391687	1686390001
LM 26/10	26	156	10	1686401044	1686401687	1686400001
LM 26.5/17.5	26.5	10	10			1784340000
LM 27/8	27	198	10		1861510000	
LM 27/18	27	90	10			1873810000
LM 30/20	30	78	10	1724161044	1724161687	1724160001
LM 40/6	40	90	10	1760461044		
LM 56/22	56	36	10	1686421044	1686421687	1686420001
LM 60/36	60	21	10	1686431044	1686431687	1686430001
LM 89/34	89	16	10	1003400000		
LM 105/105	105	4	10			1975160000
LM 105/148	105	4	10	1724171044	1724171687	1724170001
LM 202/12	202	22	10		1915320000	
LM 210/148	210	2	10	1724181044	1724181687	1724180001
LM 210/297	210	1	10	1686441044	1686441687	1686440001

«ЭЛЕКТРО-ПРОФИ» - http://www.ep.ru

THM – ThermoMark labels

ThermoMark labels offer brilliant printing quality thanks to thermal transfer technology. Different materials and the user-friendly printing system of THM Basic 300 plus M-Print Pro optimises every marking requirement.

- High-quality polyester labels in various colours available,
- Automatic positioning of the labels in the printer for perfect centring of the printing on every label.
- The THM Basic 300 printer ensures hardwearing printing output.

THM MT 30x - Polyester labels

Technical specification

Material	Polyester film
UL 94 flammability rating	HB
Min. temperature, continuous	-40 °C
Max. temperature, continuous	150 °C
Form of supply	Rolls, perforated

Ordering data

Type	Length x Width (mm)	No. per reel	Qty.	Order No. white	yellow	silver
THM 8/8	8x8	10000	1	**1954070000**		
THM 15/4	15x4	10000	1		**1072690000**	
THM 15/5.08	15x5.08	10000	1		**1964130000**	
THM 15/6	15x6	10000	1	**1753231044**	**1753231687**	**1753230001**
THM 16/7	16x7	10000	1		**1852520000**	
THM 17x8	17x8	10000	1		**1027620000**	
THM 17/9	17x9	10000	1	**1968130000**	**1856650000**	
THM 18/6	18x6	10000	1	**1753271044**	**1753271687**	**1753270001**
THM 18/9	18x9	10000	1	**1753251044**	**1753251687**	**1753250001**
THM 20/8	20x8	10000	1	**1753241044**	**1753241687**	**1753240001**
THM 25.9/7.1	25.9x7.1	5000	1	**1891770000**		
THM 25/12	25x12	10000	1	**1751751044**	**1751751687**	**1751750001**
THM 26/10	26x10	10000	1	**1751761044**	**1751761687**	**1751760001**
THM 26.5/17.5	26.5x17.5	10000	1			**1770090000**
THM 30/20	30x20	6000	1	**1753261044**	**1753261687**	**1753260001**
THM 30/52	30x52	2000	1			**1014680000**
THM 32/9	32x9	6000	1	**1751771044**		**1751770001**
THM 38/17	38x17	4000	1	**1011610000**		
THM 38/19	38x19	2000	1	**1751801044**	**1751801687**	**1751800001**
THM 38/32	38x32	1000	1			**1862350000**
THM 45/23	45x23	2000	1	**1751811044**	**1751811687**	**1751810001**
THM 57/27	57x27	2000	1			**1852540000**
THM 65/35	65x35	1000	1	**1751831044**	**1751831687**	**1751830001**
THM 89/60	89x60	1000	1			**1003410000**
THM 101/48	101x48	500	1	**1751821044**	**1751821687**	**1751820001**
THM 101/74	101x74	500	1		**1061810000**	**1762960001**
THM 101/150	101x150	250	1			**1778170000**

These textile labels, are made of very flexible cotton fabric which come on sheet rolls specifically for use on THM Basic 300 printer. This means a thicker adhesive layer is possible - just like labels on A4 sheets. Both the flexible material and the thicker adhesive layer offer stronger adhesion and allows the use for angled or round objects such as cables or fuses.

THM GEW - Textile labels

Reels

Technical specification

Material	Vinyl coated cotton fabric
Min. temperature, continuous	-29 °C
Max. temperature, continuous	80 °C
Form of supply	Rolls, perforated

Ordering data

Type	Length x Width (mm)	No. per reel	Qty.	Order No. white	yellow	silver
THM GEW 15/6	15x6	10000	1	**1059780000**	**1059790000**	
THM GEW 17/9	17x9	10000	1	**1059800000**	**1059810000**	
THM GEW 18/6	18x6	10000	1	**1059820000**	**1059830000**	
THM GEW 18/9	18x9	10000	1	**1059840000**	**1059850000**	
THM GEW 20/8	20x8	10000	1	**1059870000**	**1059880000**	
TMH GEW 30/8 n	30x8	10000	1		**1114450000**	

«ЭЛЕКТРО-ПРОФИ» - http://www.ep.ru

Wire and cable markers

Weidmüller's range of wire and cable markers provides users with solutions for a wide variety of applications. The applications range from thin wires through to cables with large external diameters. Amongst others, the assortment includes combination systems with individual tags, transparent sleeves and markers that are fastened using cable ties.

Open and closed, printed or blank markers for individual printing are available.

Halogen-free and practically free of pollutants, Weidmüller's wire and cable markers comply with both European and in-house standards of well-known system manufacturers.

Systems are available for:

- Clip-on ready-to-use printed markers according to individual marking requirements
- Marking by digits from a standard set of characters
- Combination of individual pre-printed digits to form a character code
- Customer prints utilising one of the following options: SMark-Laser printer, PrintJet printer, laser printer, plotter, thermal transfer, Matrix printer or pen.

A sample selection is available in Weidmüller's sample bag of wire and cable markers: order no. **1640420000**.

Owing to the sheer number of possible applications and environmental influences such as moisture, radiation, gases or heat/cold to which the products can be exposed, Weidmüller accepts no liability for the suitability of products in all customer applications. Suitability tests for specific applications must therefore be carried out by the customer. However, Weidmüller will be happy to provide help and advice upon request..

Due to the different identification systems available on the market, we wish to point out that Weidmüller does not guarantee industrial identification products if the Weidmüller components (markers – transparent sleeves – ink/toner/colour ink ribbons – printing systems) are combined with third-party products, unless Weidmüller has explicitly agreed the purpose of an individual application.

«ЭЛЕКТРО-ПРОФИ» - http://www.ep.ru

PrintJet PRO

The **PrintJet PRO** inkjet printer prints markers for electrical connectivity. These markers can be used for clear equipment identification on devices, cables and connectors. The labelling makes servicing, maintenance and troubleshooting much easier. Water-based ink is used for black or spot colour printing. The print is crystal clear and resistant to environmental influences.
The **PrintJet PRO** prints plastic markers in **MultiCard** format. In combination with the userfriendly **M-Print® PRO** software and the attached loader, the printer becomes an essential part of production.The inkjet process being used, the subsequent fusing, as well as the printer cartridge and ink have all been specially adapted by Weidmüller for industrial use. The printer has excellent long-term use capabilities, thanks to its integrated loader.

- Top-quality, resistant printing
- Spot colour print
- Perfect for constant use
- Integrated loader for 20 MultiCards
- Ideal for large quantities
- The display shows all relevant information
- Flexible connection options, from LAN ports to USB ports

Technical data

PrintJet PRO	
Type	PrintJet PRO
Application	Prints MultiCard markers
Technology	Inkjet process
Print quality	600 / 1,200 dpi
Printer drivers	Windows® 2000/XP/VISTA/7
Print software	M-Print® PRO
System requirements	Windows® 2000/XP/VISTA/7
Feed	Integrated loader
Fusing	Thermal fusing
Interface	USB, LAN
Power supply	AC 230 V or AC 115 V
Location	Office conditions
Ambient temperature	20 °C to 35 °C
Dimensions (L x W x H)	1060 x 500 x 310 mm
Weight	33 kg
Cartridge system	Ink cartridge, CMYK (up to 1.000.000 characters, Arial font size 6)
Scope of supply	PrintJet PRO, power cable, printer drivers, manuals (CD), Ink tank starter set colour, USB cable, M-Print® PRO software

Ordering data

PrintJet PRO

Type		Order No.
PrintJet PRO 115V		**1024050000**
PrintJet PRO 230V		**1001180001**
Accessories		
PJ PRO TNTK INK SET COL	Ink tank starter set, colour	**1027110000**
PJ PRO TNTK INK K	● Ink tank Black	**1027040000**
PJ PRO TNTK INK C	● Ink tank Cyan	**1027050000**
PJ PRO TNTK INK M	● Ink tank Magenta	**1027060000**
PJ PRO TNTK INK Y	● Ink tank Yellow	**1027070000**
PJ PRO TNAW	waste pad	**1024140000**

«ЭЛЕКТРО-ПРОФИ» - http://www.ep.ru

MCP Plus

The plotter **MCP Plus** complements the Weimüller MultiCard concept. It is suitable for smaller quantities of markers and when only part of a MultiCard is to be printed on. The special positioning frame for five MultiCards increases productivity by 20 % over comparable systems. With the positioning frame for SlimFix markers sizes 4 to 6, printing on more than 160 MultiCard types for terminals, cables, wires and equipment is possible. Labels are printed with the MCP-Label positioning frame. Suitable for use with the Weidmüller **M-Print® PRO** software.

- 2 positioning frames for more than 160 MultiCard types
- MultiCards easily fitted into the frame
- Easy to use with partly used MultiCards
- Automatic pen activation function
- Safe storage of the plotter pens



Technical data

Type	MCP Plus
Application	printing of MultiCard markers and labels
Technology	plotting technique
Print software	M-Print® PRO
System requirements	Windows® 2000/XP/Vista/7
Interface	Parallel Centronics / USB
Power supply	AC 230/AC 115 V
Feed	manual
Location	office conditions
Ambient temperature	10 °C - 35 °C
Dimensions (L x W x H)	660 x 440 x 125 mm
Weight	approx. 8 kg
Scope of supply	MCP Plus with Centronics cable, USB cable, power pack (100-240 V AC/50-60 Hz), Euro and US plugs, MultiCard positioning frame, 0.25 P-Ink plotter pen, printer driver, M-Print® PRO software and manual

Ordering data

MCP Plus

Type	Order No.
MCP Plus plotter set	1925000000

«ЭЛЕКТРО-ПРОФИ» - http://www.ep.ru

MCP Basic plotter

The **MCP Basic** plotter is a flexible and portable solution that allows you to print your labels on-site quickly and easily.

The **MCP Basic** is suited for printing small-scale labelling jobs, partial labels, or remaining quantities

- Small space-saving flat-bed plotter
- Positioning frame for 3 MultiCards
- Easily filled with MultiCard sheets
- Positioning frame for SlimFix, sizes 4 to 6 and a label positioning frame optionally available
- Works together with Weidmüller's **M-Print® PRO** software



Technical data

Type	MCP Basic
Application	Printing MultiCard markers and labels
Technology	plotting technique
Plotting speed	max. 40 mm/s
System requirements	Windows® 2000/XP/VISTA/7
Software	M-Print® PRO
Interfaces	USB
Voltage supply	100~240 V AC, 50-60 Hz
Voltage supply	Via external power supply unit with interchangeable adapters
Feed	manual
Location	office conditions
Ambient temperature	10°C – 35°C
Dimensions (L x W x H)	440 x 440 x 125 mm
Weight	6 kg
Scope of supply	MCP Basic plotter, printer driver, power cord, USB cable, M-Print® PRO software, 0.25 P-Ink plotter pen, MultiCard positioning frame, power supply unit (100-240 V AC / 50-60 Hz), Euro and US plugs, user manual on CD, hand trolley-case

Ordering data

MCP Basic

Type	Order No.
MCP Basic	**1139400000**

«ЭЛЕКТРО-ПРОФИ» - http://www.ep.ru

MCP



MCP positioning frames

Ordering data

Type	for		Qty.	Order No.
MCP AP PLUS	MultiCards		1	**1924360000**
MCP AP BASIC	MultiCards		1	**1139880000**
MCP AP SF 4-6	SlimFix sizes 4 to 6		1	**1924310000**
MCP AP Labels	Labels		1	**1924370000**

MCP plotter pens

Type	for		Qty.	Order No.
Plotter Pen 0.18	Reusable pen		1	**1768570000**
Plotter Pen 0.25	Reusable pen		1	**1768540000**
Plotter Pen 0.25 P-Ink	Disposable pen 8 ml	Not for CLI T sleeves	1	**1920640000**
Plotter Pen 0.35	Reusable pen		1	**1768550000**
Plotter Pen 0.35 P-Ink	Disposable pen 8 ml	Not for CLI T sleeves	1	**1920650000**
Plotter Pen 0.50	Reusable pen		1	**1768560000**
Plotter Pen 0.50 P-Ink	Disposable pen 8 ml	Not for CLI T sleeves	1	**1005710000**
Plotter Pen 0.70	Reusable pen		1	**1011440000**
Plotter Pen 0.70 P-Ink	Disposable pen 8 ml	Not for CLI T sleeves	1	**1011450000**

MCP ink

Type	Contents		Qty.	Order No.
P- Ink	30 ml	Not for CLI T sleeves	1	**1924340000**
Ink 2000	25 ml		1	**1772120000**

MCP miscellaneous

Type	Contents	Qty.	Order No.
P cleaner	30 ml	1	**1924330000**
Cleaner Clean 2000	25 ml	1	**1772130000**
Inlay for MCP		1	**1935130000**
Inlay SFC 3		1	**1058090000**
MCP adhesive strips		5	**1924320000**
MCP Plus cover		1	**1924350000**
MCP TP-KOF Basic	Trolley MCP Basic	1	**1139890000**

The STI-S felt tip pen is suitable for labelling blank Weidmüller marking products. It can be used for handwritten labels or, in conjunction with the STI-S adapter, for a plotter printout. A black, waterproof ink is used.

Accessories - STI pen

Ordering data

Type		Qty.	Order No.
Adapter aluminium STI pen		1	**1762440000**
STI pen SW	Not for CLI T sleeves	10	**0508401694**

«ЭЛЕКТРО-ПРОФИ» - http://www.ep.ru

THM Basic printer

The **THM Basic 300** printer uses thermal transfer technology for industrial printing of labels. Its space-saving design makes it perfect for office use. The printer is well suited for labelling a variety of materials and delivers a brilliant, quality print. The user-friendly system is operated together with the **M-Print® PRO** software.

- Small space-saving thermal-transfer printer
- Suitable for printing a variety of roll-packaged labels
- A variety of interfaces are available
- Works together with Weidmüller's **M-Print® PRO** software

Technical data

Type	THM Basic 300
Application	Printing of labels
Technology	Thermal transfer
Printing speed	75 mm/s
Printing quality	300 dpi
Printer drivers	Windows® 2000/XP/VISTA/7
Software	M-Print® PRO
Interface	Parallel Centronics / USB / Seriell RS 232 C / Ethernet 10/100 Base
Power supply	100~240 V
Location	office conditions
Ambient temperature	10 °C – 40 °C
Dimensions (H x L x W)	200 x 329 x 256 mm
Weight	3,5 kg
Scope of supply	ribbon (HiRes), printer drivers, power cable, USB cable, M-Print® PRO software, manual (CD)

Ordering data

THM Basic

Type			Order No.
THM Basic 300			**1276230000**
Printing foil	**Material**	**Width (mm)**	
HiRes ribbon, 280 m	Resin	110	**1790650000**

«ЭЛЕКТРО-ПРОФИ» - http://www.ep.ru

M-Print® PRO Label Designer

Print and **ordering software** for markers and labels

M-Print® PRO is a professional software for printing and ordering Weidmüller markers and labels under Windows®. This software helps you to optimise your processes for marking electrical equipment. You can design, print and order your marking materials effortlessly, professionally and quickly: includes texts, frames, lines, graphics, barcodes, serial numbers and photos.

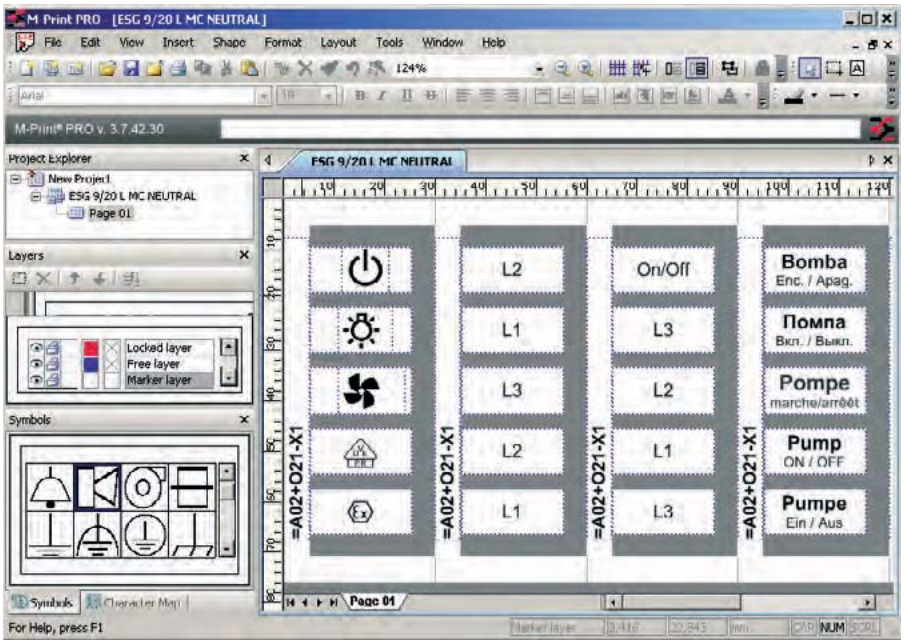

Technical data

Here is an overview of the main functions
Integrated product catalogue for all labels and markers, including images and links to the relevant web pages and product data sheets
Custom formatting of individual text characters (RTF)
Perform copy-and-paste functions with texts and their formats
Supports UNICODE for foreign-language texts, such as Russian, Chinese, Polish, etc.
Enter data on labels or worksheet, or directly in Microsoft® Excel
Numeric and alphanumeric counts and sequences
Extensive range of image formats (*.bmp, *.wmf, *.png, *.ico, *.jpeg, *.tif, *.gif)
Image library including all the important symbols used in electrical engineering
Permanent print preview: see how the printout will look during the design phase
Supported output devices: PrintJet Pro, PrintJet II, SMark laser, MCP plotter, THM and standard printers with Windows® drivers
Assign product to specific printer; for example, ESG 9/20 to PrintJet, LaserMark to laser printer, etc.
Optimum and rapid adjustment of the output devices
Imports data from CAE systems
Import assistant to create your own import filter for numerous file formats (*.txt, *.csv, *.xml etc.)
Markers and labels can be designed in as many levels as required
Interface to RailDesigner®

Operating systems supported
WINDOWS® 2000/XP/VISTA/7

System requirements	
RAM	> 256 MB
Processor	> Pentium PIII or comparable model
Graphics	> 800 x 600 pixels with 256 colours optimum: 1024 x 768 with 16-bit High Colour
Hard drive	> 90 MB free storage
Miscellaneous	mouse, keyboard, CD-ROM drive (to install the software)

M-Print® PRO is available in two editions:

- M-Print® PRO Standard Edition for professional printing results with all of Weidmüller's marking materials
- M-Print® PRO Advanced Edition for professional printing results with all of Weidmüller's marking materials plus labels to your own specification

Ordering data

M-Print® PRO

Type	Order No.
M-Print® PRO	1905490000
M-Print® PRO advanced	1905500000

«ЭЛЕКТРО-ПРОФИ» - http://www.ep.ru

«ЭЛЕКТРО-ПРОФИ» - http://www.ep.ru

Weidmüller Services

Weidmüller Services

RockStar® individual services	V.2
Bespoke services: best advice, best solutions	V.6
Digital support: RailDesigner®, Product Assistant for Distributor Housing, Online product catalogue, M-Print® PRO label designer	V.12

«ЭЛЕКТРО-ПРОФИ» - http://www.ep.ru

RockStar® individual services – Heavy duty connectors to match your specification

A wide array of options with RockStar®

RockStar® is a highly effective industrial, heavy duty connector range which has made “excellence” its minimum design standard. Now, all you have to do is decide how you wish to use this portfolio to your best advantage.

With our customer specific assembly service we can meet any of your requirements not covered by the standard RockStar® range. Do you need extra threads, special laser markings or a different RAL colour? No problem!

We will put everything you need together, exactly as specified by you - so that you end up with a custom solution that is guaranteed fit for purpose - completely pre-assembled, ready to use and with the power, dynamics and innovation you expect from all of our products.



«ЭЛЕКТРО-ПРОФИ» - http://www.ep.ru

«ЭЛЕКТРО-ПРОФИ» - http://www.ep.ru

Overview of services

Kitting
We can configure all individual connector components to meet your specific needs and provide you with a complete kit.

- One order number
- Demand-oriented delivery
- Minimal logistics costs

Housing colours
For large order quantities we are able to powder coat our RockStar® housings in the colour of your choice.

- Choice of numerous RAL colours
- Special colours on request
- Can be combined with customised laser marking

Housing adaptation
All of our housings can be designed to meet your specification needs.

- Inserting of holes and threads
- Enhanced wiring space
- You decide on the size, position and quantity of cable entries

«ЭЛЕКТРО-ПРОФИ» - http://www.ep.ru

Pre-assembled connectors
Looking for something extra? We are able to deliver ready-to-use connectors to meet your demands.

- You choose the type, length and number of cables
- Preparing, marking and connection of conductors
- Demand-based configuration from one single source

Laser marking of inserts
Laser marking is a unique service provided by Weidmüller.

- Connector inserts marked with your corporate logo, reference or individual article number
- Individual pole identification
- Wipe proof and UV resistant for durable markings

Laser marking of housings
Individualised housing markings offer you endless opportunities.

- Connector housings marked with your corporate logo, reference or individual article number
- Choose the type, size and position of the markings
- Wipe proof and UV resistant for durable markings

«ЭЛЕКТРО-ПРОФИ» - http://www.ep.ru

Application specific solutions – Your requirements are our motivation

Each industry has its own requirements calling for more and more individual solutions aside from standard products. Your new product might have to contend with severe conditions. Many applications are subjected to high mechanical strains – through vibration or directly applied forces. Extreme temperature conditions or the application in hazardous areas are further factors your product must be able to comply with. We offer you our competent and target-oriented support for the selection of ideal products for any application. Feel free to contact us!

Individual product development, customer-specific assembly or application-specific products that are ready for use – with an individual and perfect solution we want to help you to optimise working processes and to ensure your company's sustained efficiency today as well as for the future.

Individual product development
In co-operation with you we will develop individual and future-oriented products at the highest technological level – tailored to your application.

Customer-specific assembly
According to your specifications we use our great production expertise and our broad product portfolio to set up the solution to meet and exceed your requirements.

Application-specific products
Our cross-industrial solutions set standards: Set up for your application, instantly ready for use and available from stock.

«ЭЛЕКТРО-ПРОФИ» - http://www.ep.ru

Individual product development for your success

We have a passion for simple, innovative solutions
Together we will develop innovative and future-oriented products tailored to your application. Our philosophy is simple “one customer-one product”. It is not the product that is the starting point, but you, your technical specifications and your requirements.

Lets Connect!
For the development of individual products, we will both need to contribute our experience and competencies. Our professional project managers will work closely with you - from the idea and design phase, via the development phase, to the implementation and production. We place our complete knowledge in the field of electrical connectivity, enclosure and sealing technology as well as signal conditioning at your disposal.

Benefit from a reliable partner:

- **Increasing the efficiency of your development and production processes**
  The particular outsourcing of development and production of your components will shorten the time-to-market phase. It will minimise your efforts thus allowing you to concentrate on your core competences.
- **Taking benefit from our application and production know-how**
  Take profit from the expertise of our application engineers and our specialists in the fields of connection technology, enclosure and surface technology as well as metal and plastic processing.
- **Increasing safety through professional project management**
  Through innovation workshops, feasability studies and profitability analyses we define a requirement profile forming the basis for the further development process. This makes sure that you will decide for the best possible product.

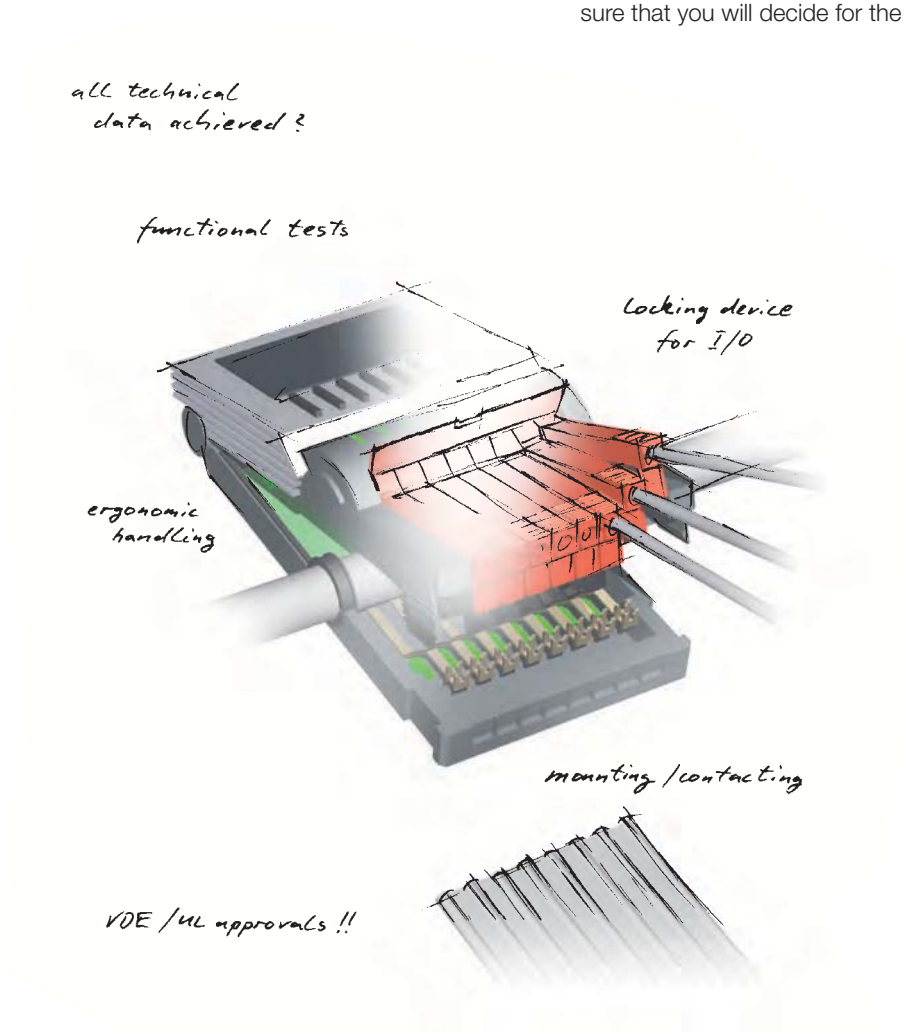

«ЭЛЕКТРО-ПРОФИ» - http://www.ep.ru

Application specific products – solutions for industries and markets

Industries and applications often have similar or even identical requirements for products or product assemblies. Application specific products that are based on earlier realised solutions are now directly available from stock.

Your advantage: You get a suitable and cost efficient solution within a minimum of time!

Cross industrial solutions as standard
It is our aim to develop real solutions for you that offer the additional advantage of a truly flexible design. This means that an application specific product might have a supplementary input or a terminal you don't need. The small adaptations needs will be much cheaper than the complete unrolling of an individual job. Thus you cannot only save time but also money!

Take multiple profit:

- **High availability**
  Application specific products are available from stock without delay. So you can rely on the delivery of your products in due time.
- **Advice from application engineers**
  Take advantage of our application engineers' expertise. They develop real solutions with added value for your applications.
- **Supportive software**
  Project planning and evaluation made easy, with our software solutions such as NetCalc, RailDesigner® or Softclinic.
- **Worldwide application centres**
  We stay in constant dialogue with our application centres thus enhancing our application know how and being at your disposal anywhere you need us.

«ЭЛЕКТРО-ПРОФИ» - http://www.ep.ru

Customer specific assembly, tailored configuration

You want to bring costs down and increase your efficiency. You would like to fully concentrate on your core competences. You are looking for a partner who will set up intelligent solutions for you, suiting your special requirements. We will share our applications knowledge and capability to set up tailored solutions for you that are fast, flexible and economically sound.

We offer co-operative support and advice for all of your questions and together with you we will define the job assignment. As we continue the process, we will select the ideal components from our wide-ranging portfolio and bring them together to deliver you your tailored solution.

Highest level of professional production
Take advantage of our professional project managers and our extensive knowledge of production, for instance, in the ATEX area. We offer you a comprehensive portfolio of customer specific assemblies, from simple assembly to the modification of existing electronics products.

Our services include:
- Adaptation and assembly of enclosures for all IP protection classes
- ATEX solutions for hazardous areas
- Assembly of heavy duty connectors
- Assembly of terminal strips
- Customer specific electronics solutions
- Cable assembly



Take multiple profit:
- **Simplification of ordering and stockholding**
  One solution – one item number! It will no longer be necessary to order single components. Article variety and stockholding will be reduced.
- **Professional assembly**
  All individual components will be pre-assembled thus reducing your assembly time. This will save your time and money.
- **Less costs for documentation**
  Our RailDesigner® software will facilitate the generation of parts lists or drawings.
- **Modern processing of enclosures**
  Our CNC processing centres adapt the enclosures to suit your tailored solution.

«ЭЛЕКТРО-ПРОФИ» - http://www.ep.ru

Customer specific assembly – consultation, product, development and production all come from one source

Our application and manufacturing expertise has a significant influence and results in all areas of modern connection technology. Their participation is therefore integral to every solution.



Enclosures

Deliver protection and safety

- Enclosures for all IP protection classes
- ATEX enclosures for hazardous areas
- Placement of inspection glasses, drill holes and threads
- Elaborate machining operations like the milling of contours
- Class C5 welding, according to DIN 6700, for stainless steel and sheet steel enclosures
- Surface coating as and when required
- Individual device and system markers

Heavy duty connectors

Superior connection system

- Placement of drill holes and cable glands
- Equipped with plug-and-play components
- Wiring of subassemblies
- Cable assembly
- All housings are available with individual laser marking

Terminal strips

Configurations made to measure

- Machining of mounting rails
- Snapping components onto terminal rails
- Placement of cross connections
- Mounting of standard conductors
- Marking of terminals, devices, conductors and cables

«ЭЛЕКТРО-ПРОФИ» - http://www.ep.ru

Electronics

Individual solutions right from the start

- Modular terminal blocks, component plugs, snap on bases, enclosures for electronics: integration of relevant electronic components
- Snap-on base: Component carrier design or simple wiring of the modules
- Interface units
- Modification of existing electronic products: Modification of the circuitry or specific calibration
- Combination of components: Relays or optocouplers in combination with other components

Cable assembly

Our special service

- Pre cutting of cables and conductors
- Installation of
  - Heavy duty connectors
  - PCB connectors or DIN connectors
- Conditioning of wire ends
- Mounting of wire end ferrules and cable lugs
- Connection of conductors to terminal rails

«ЭЛЕКТРО-ПРОФИ» - http://www.ep.ru

RailDesigner®
A faster way to configure and order terminal strips



These days, time and cost efficiency are of the essence when it comes to working in planning and production. RailDesigner®, our free configuration and purchasing software, uses its virtual assembly of mounting rails (assembled or unassembled) to help you with the design of your own completely personal solution.

RailDesigner® brings you substantial benefits:

Less time required
It speeds up the process of acquiring quotations and placing orders because, for example, all processes can be initiated directly from the software. You configure your projects and the rest virtually takes care of itself!

User friendly operation
Any potential errors are prevented by automatic installation tips and clear project processing and management. So that you can plan your project realistically, RailDesigner® offers both 2D and 3D displays.

Wide selection from the current product portfolio
"You can easily download software updates for RailDesigner® from the internet. This means that you will always have access to the latest version of our product database."

Project planning that is compatible with your software
Plan and design your projects easily using your usual CAE software. With the integrated interface, transferring data from your CAE system has never been so simple. You can export component lists and terminal strip designs in various formats. Marking data is automatically transferred to the M-Print® Pro labelling software.

Simple purchasing of terminal strips
Once you have completed the planning stages of your projects in RailDesigner®, you can choose to send all of your data to us by email. We then take over the assembly and deliver the required configuration to you, along with anything else that you still require for your project.

Download the software for free and discover the advantages to using RailDesigner® at
www.raildesigner.de

«ЭЛЕКТРО-ПРОФИ» - http://www.ep.ru

Product assistant for distribution boxes and assemblies – The ideal solution, in the shortest time

You can easily and quickly select, combine and purchase the required components, all with the help of the Weidmüller product assistant for distribution boxes and assemblies. This means that you can quickly obtain your individual enclosure solution. Your solution may include the following components:

Empty enclosures without holes
Empty enclosures in various sizes of the Klippon® K and Klippon® POK series (aluminium and plastic) with matching mounting rails.

Empty enclosures with pre-threaded holes
Empty enclosures in different sizes from the Klippon® K and Klippon® POK series (aluminium and plastic), that are already equipped with metric threaded holes.

Mounting rails
Exactly tailored mounting rails for the enclosure sizes on offer.

Terminal strips
Mounting rails, which also perfectly match the offered enclosure sizes and are pre-fitted with terminals, optionally with screw or tension clamp connection.

Distribution boxes with Ex-protection
Enclosures that are already assembled with a terminal strip and already equipped with metric threaded holes.

Numerous possible combinations
Enclosures with Ex-protection are supplied exclusively with terminal strips that are already fitted. The product assistant offers you various approaches for industry variants so that you can create the right enclosure variant.

You can start off with any of the listed components and then add further components to the combination. This means that, for example, you can select the required terminal strip and the product assistant will then offer the matching enclosure variants. Or, you can start with the enclosure, and matching terminal strips or mounting rails will then be chosen. The selected products can then be directly included in the query list.

Provision of all relevant data
During the selection, you can choose filters for the terminal strips, such as length, connection technology or dimensional cross-section and, for the enclosure, you can choose material, size, holes etc. If a product is then selected and combined, the user can view all of the relevant data, including drawings and pictures. This means that you can extensively plan how the enclosure will be integrated into the customer‘s application.

The product assistant is available at
http://galaxy.weidmueller.com

«ЭЛЕКТРО-ПРОФИ» - http://www.ep.ru

Online product catalogue

If you have questions about the specifications and details of our products, perhaps even outside normal business hours, then our online catalogue at **http://catalog.weidmueller.com** is open 24 hours a day, 365 days a year and is the ideal source for information. Besides product features and part numbers, it contains extensive details on all product groups.

For further information, offers and your personal contact, simply consult the Weidmüller website at **www.weidmueller.com**

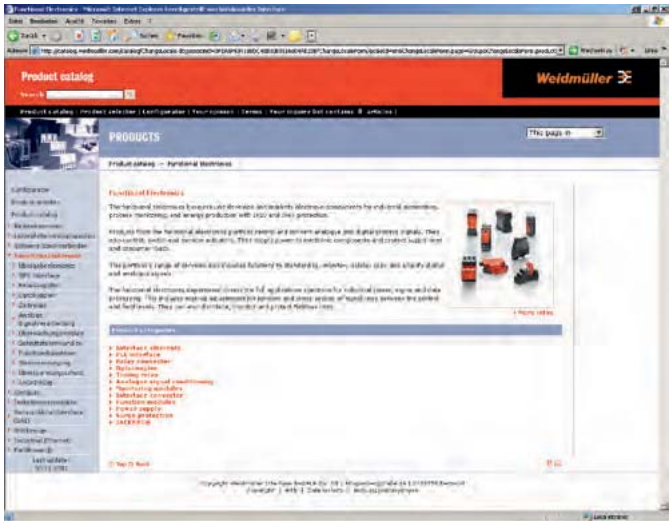

Just one click away for the product data sheet of your choice.

M-Print® PRO label designer

The comprehensive range of Weidmüller services includes the M-Print® PRO software.
This is a professional standard, Windows®-based program for printing and ordering labels and markers that is coordinated with our current printing systems and marking materials.

M-Print® PRO enables you to design your labelling materials professionally and quickly. Texts, borders, lines, graphics, barcodes, serial numbers and photographs are all possible. The interface to RailDesigner® or your CAE system enables the transfer of all your configured data.

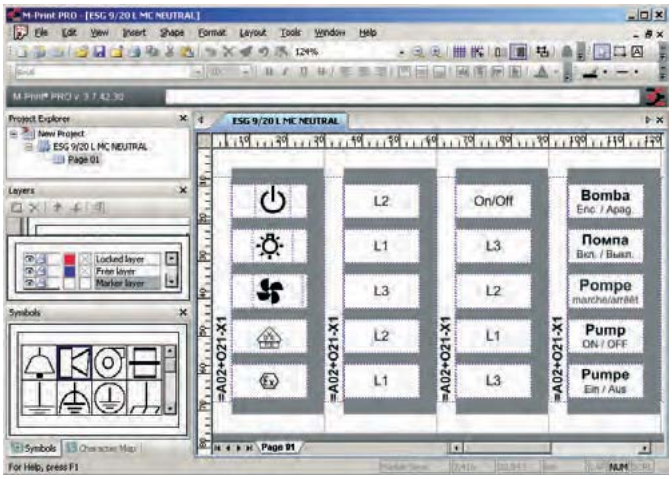

«ЭЛЕКТРО-ПРОФИ» - http://www.ep.ru

Index

Index

Index Type	X.2
Index Order No.	X.4
Addresses worldwide	X.6

«ЭЛЕКТРО-ПРОФИ» - http://www.ep.ru

Type	Order No.	Page
A		
ABD-1-Stahlblech	9457300000	J.24
ABD-2-GR	1664330000	J.24
ABD-3-GR	1664350000	J.24
ABD-4-GR	1664360000	J.24
ABD-5-GR	1664370000	J.24
ABD-6-GR	1664390000	J.24
ABD-8-GR	1664970000	J.24
ABD-8-OR	1664960000	J.24
ABST.BOLZ.M3X27+KLSC-KI	1766130000	D.46
ABST.BOLZ.M3X27+KLSC-KI	1766130000	D.45
ADAP EX 3/4NPT-1/2NPT	1738400000	L.18
ADAP EX 3/4NPT-3/4NPT	1738560000	L.18
ADAP EX 3/4NPT-M20	1737640000	L.18
ADAP EX 3/4NPT-M25	1737800000	L.18
ADAP EX 3/4NPT-M32	1737950000	L.18
ADAPTER ALU STI-S	1762440000	M.13
ADP-8/3-GR	1664990000	J.24
ADP-8/3-OR	1664980000	J.24
ADP-8/4-GR	1665010000	J.24
ADP-8/4-OR	1665000000	J.24
ADP-8/6-GR	1665030000	J.24
ADP-8/6-OR	1665020000	J.24
ADS/10-1/25	1666220000	J.24
ADS/10-2/25	1666230000	J.24
ADS/16-1/25	1666320000	J.24
ADS/16-1/37	1666340000	J.24
ADS/16-1/50	1666460000	J.24
ADS/16-2/25	1666330000	J.24
ADS/16-2/37	1666350000	J.24
ADS/6-1/15	1666200000	J.24
ADS/6-1/9	1665940000	J.24
ADS/6-2/15	1666210000	J.24
ADS/6-2/9	1665950000	J.24
AIE M-SPX 0.25-1.5 S	9204550000	K.9
AIE M-SPX 1.5-6.0 S	9204570000	K.9
AIE multi-spx 0.75-4²SL	9203730000	K.9
AIE multi-stripax 16 SL	9202270000	K.9
AIE multi-stripax 6-16	9202260000	K.9
AIE multi-stripax ASI	9202300000	K.9
AIE multi-stripax AWG	9202280000	K.9
AM 12	9030060000	D.22
AM 16	9204190000	K.10
AM 25	9001540000	K.10
AM 35	9001080000	K.10
AM LWL/POF	9020360000	K.19
AM LWL/POF	9020360000	J.11
C		
CASS HG CST	9032210000	K.11
CASS OR CST	9032200000	K.11
CASS SW CST	9032220000	K.11
CASS WS CST	9204340000	K.11
CASSETTE CST BLAU	9032020000	K.11
CASSETTE CST BRAUN	9032010000	K.11
CASSETTE CST GELB	9032030000	K.11
CASSETTE CST GRAU	9032050000	K.11
CASSETTE CST GRUEN	9032000000	K.11
CASSETTE CST ROT	9032040000	K.11
CC 15/17 K MC NE GE	1131920000	M.6
CC 15/17 K MC NE GR	1079540000	M.6
CC 15/17 K MC NE RT	1288320000	M.6
CC 15/17 K MC NEUTR. SI	1876580000	M.6
CC 15/17 K MC NEUTR. WS	1876590000	M.6
CC 15/17 K MC SONDERD.	1876600000	M.6
CC 15/27 K MC NE GE	1131910000	M.6
CC 15/27 K MC NE GR	1079560000	M.6
CC 15/27 K MC NE RT	1288330000	M.6
CC 15/27 K MC NEUTR. SI	1876780000	M.6
CC 15/27 K MC NEUTR. WS	1876640000	M.6
CC 15/27 K MC SONDERD.	1876750000	M.6
CC 15/49 K MC NE GE	1131970000	M.6
CC 15/49 K MC NE GR	1079580000	M.6
CC 15/49 K MC NE RT	1288380000	M.6
CC 15/49 K MC NEUTR. SI	1877270000	M.6
CC 15/49 K MC NEUTR. WS	1877220000	M.6
CC 15/49 K MC SONDERD.	1877230000	M.6
CC 15/60 K MC NE GE	1131890000	M.6
CC 15/60 K MC NE GR	1072650000	M.6
CC 15/60 K MC NE RT	1288340000	M.6
CC 15/60 K MC NEUTR. SI	1877360000	M.6
CC 15/60 K MC NEUTR. WS	1877310000	M.6
CC 15/60 K MC SONDERD.	1877320000	M.6
CC 30/60 K MC NE GE	1078320000	M.6
CC 30/60 K MC NE GR	1072680000	M.6
CC 30/60 K MC NE RT	1085430000	M.6
CC 30/60 K MC NEUTRAL SI	1934330000	M.6
CC 30/60 K MC NEUTRAL WS	1934390000	M.6
CC 30/60 K MC SONDERDRUCK	1934370000	M.6
CC 85/54 K MC NE GE	1138440000	M.6
CC 85/54 K MC NE GR	1138450000	M.6
CC 85/54 K MC NE RT	1288390000	M.6
CC 85/54 K MC NE WS	1138430000	M.6
CC 85/54 K MC SDR	1138470000	M.6
CST	9030500000	K.11
CTIN CM 1.6/2.5	9205430000	K.14
CTIN CM 3.6	9205440000	K.14
CTX CM 1.6/2.5	9018490000	K.14
CTX CM 3.6	9018480000	K.14
CTX CM 3.6	9018480000	J.8
CTX CM 3.6	9018480000	D.9
CTX CM 3.6	9018480000	D.4
D		
DMS MANUELL 0,5-1,7	9918370000	K.20
DMS MANUELL 2,0-8,0	9918380000	K.20
DMSI MANUELL 0,5-1,7	9918390000	K.21
DMSI MANUELL 2,0-8,0	9918400000	K.21
DSTV COBU5	1471500000	J.13
DSTV COST4	1471300000	J.13
DSTV TS 10-24 VH	1595240000	J.22
DSTV TS 6 VH	1595230000	J.22
DSTV TS 6-24	1595220000	J.22
E		
EINSATZ MTR 160 10HEX	9020900000	K.16
EINSATZ MTR 160 120HEX	9020970000	K.16
EINSATZ MTR 160 120HEX	9020970000	J.7
EINSATZ MTR 160 120HEX	9020970000	C.13
EINSATZ MTR 160 150HEX	9020980000	K.16
EINSATZ MTR 160 150HEX	9020980000	J.7
EINSATZ MTR 160 150HEX	9020980000	C.13
EINSATZ MTR 160 16HEX	9020910000	K.16
EINSATZ MTR 160 185HEX	9020990000	K.16
EINSATZ MTR 160 185HEX	9020990000	J.7
EINSATZ MTR 160 185HEX	9020990000	C.13
EINSATZ MTR 160 240HEX	9021000000	K.16
EINSATZ MTR 160 240HEX	9021000000	J.7
EINSATZ MTR 160 240HEX	9021000000	C.13
EINSATZ MTR 160 25HEX	9020920000	K.16
EINSATZ MTR 160 25HEX	9020920000	J.6
EINSATZ MTR 160 25HEX	9020920000	C.8
EINSATZ MTR 160 35HEX	9020930000	K.16
EINSATZ MTR 160 35HEX	9020930000	J.6
EINSATZ MTR 160 35HEX	9020930000	C.8
EINSATZ MTR 160 50HEX	9020940000	K.16
EINSATZ MTR 160 50HEX	9020940000	J.7
EINSATZ MTR 160 50HEX	9020940000	J.6
EINSATZ MTR 160 50HEX	9020940000	C.13
EINSATZ MTR 160 50HEX	9020940000	C.8
EINSATZ MTR 160 70HEX	9020950000	K.16
EINSATZ MTR 160 70HEX	9020950000	J.6
EINSATZ MTR 160 70HEX	9020950000	C.8
EINSATZ MTR 160 95HEX	9020960000	K.16
EINSATZ MTR 160 95HEX	9020960000	J.7
EINSATZ MTR 160 95HEX	9020960000	J.6
EINSATZ MTR 160 95HEX	9020960000	C.13
EINSATZ MTR 160 95HEX	9020960000	C.8
EINSATZP.HEX10QMM	9021430000	K.16
EINSATZP.HEX120QMM	9022300000	K.16
EINSATZP.HEX120QMM	9022300000	J.7
EINSATZP.HEX120QMM	9022300000	C.13
EINSATZP.HEX150QMM	9022310000	K.16
EINSATZP.HEX150QMM	9022310000	J.7
EINSATZP.HEX150QMM	9022310000	C.13
EINSATZP.HEX16QMM	9021440000	K.16
EINSATZP.HEX185QMM	9022320000	K.16
EINSATZP.HEX185QMM	9022320000	J.7
EINSATZP.HEX185QMM	9022320000	C.13
EINSATZP.HEX240QMM	9022330000	K.16
EINSATZP.HEX240QMM	9022330000	J.7
EINSATZP.HEX240QMM	9022330000	C.13
EINSATZP.HEX25QMM	9021450000	K.16
EINSATZP.HEX25QMM	9021450000	J.6
EINSATZP.HEX25QMM	9021450000	C.8
EINSATZP.HEX35QMM	9021460000	K.16
EINSATZP.HEX35QMM	9021460000	J.6
EINSATZP.HEX35QMM	9021460000	C.8
EINSATZP.HEX50QMM	9021470000	K.16
EINSATZP.HEX50QMM	9021470000	J.7
EINSATZP.HEX50QMM	9021470000	J.6
EINSATZP.HEX50QMM	9021470000	C.13
EINSATZP.HEX50QMM	9021470000	C.8
EINSATZP.HEX70QMM	9021480000	K.16
EINSATZP.HEX70QMM	9021480000	J.6
EINSATZP.HEX70QMM	9021480000	C.8
EINSATZP.HEX95QMM	9022290000	K.16
EINSATZP.HEX95QMM	9022290000	J.7
EINSATZP.HEX95QMM	9022290000	J.6
EINSATZP.HEX95QMM	9022290000	C.13
EINSATZP.HEX95QMM	9022290000	C.8
EINSTELLBLOCK CST	9005800000	K.11
ERAN MULTI-STRIPAX	9203100000	K.9
ERME 10² SPX 4	1119030000	K.7
ERME 16² SPX 4	1119040000	K.7
ERME AM 16	9204260000	K.10
ERME KT 45 R	9204270000	K.5
ERME MULTI-STRIPAX	9203070000	K.9
ERSATZMESSER AM 25/35	9001530000	K.10
ERSATZMESSER STRIPAX PL	9050340000	K.12
ESG 6/15 K MC NEUTR. GE	1880130000	M.4
ESG 6/15 K MC NEUTR. WS	1880100000	M.4
ESG 6/15 K SONDERDRUCK	1880090000	M.4
ESG 6/17 K MC NEUTR. GE	1880110000	M.4
ESG 6/17 K MC NEUTR. WS	1880120000	M.4
ESG 6/17 K SONDERDRUCK	1880080000	M.4
ESG 9/11 K SONDERDRUCK	1857450000	M.4
ESG 9/11K MC NEUTRAL	1857440000	M.4
ESG 9/17 K NEUTRAL/GE	1753500000	M.4
ESG 9/17 K NEUTRAL/WS	1674760000	M.4
ESG 9/17 K SONDERDRUCK	1674770000	M.4
ETO CC 15/17 TRANSPAR.	1880850000	M.6
ETO CC 15/27 TRANSPAR.	1880810000	M.6
ETO CC 15/49 TRANSPAR.	1880830000	M.6
ETO CC 15/60 TRANSPAR.	1880840000	M.6
ETO CC 30/60 TRANSPAR.	1934440000	M.6
ETO SM 22/22 TRANSPAR.	1880720000	M.5
ETO SM 27/12,5	1720580000	M.5
ETO SM 27/18 TRANSPAR.	1720590002	M.5
ETO SM 27/27	1805840000	M.5
ETO SM 27/8	1720570000	M.5
G		
GWDR M12-NP	1913320000	L.20
GWDR M12-PO	1777920000	L.19
GWDR M16-NP	1736230000	L.20
GWDR M16-PO	1777930000	L.19
GWDR M20-NP	1736240000	L.20
GWDR M20-PO	1777940000	L.19
GWDR M25-NP	1736250000	L.20
GWDR M25-PO	1777950000	L.19
GWDR M32-NP	1736260000	L.20
GWDR M32-PO	1777960000	L.19
GWDR M40-NP	1736270000	L.20
GWDR M40-PO	1777970000	L.19
GWDR M50-NP	1736280000	L.20
GWDR M50-PO	1777980000	L.19
GWDR M63-NP	1736290000	L.20
GWDR M63-PO	1777990000	L.19
GWDR PG11-NP	1719560000	L.20
GWDR PG11-PO	1719460000	L.19
GWDR PG13,5-NP	1719570000	L.20
GWDR PG13,5-PO	1719470000	L.19
GWDR PG16-NP	1719580000	L.20
GWDR PG16-PO	1719480000	L.19
GWDR PG21-NP	1719590000	L.20
GWDR PG21-PO	1719490000	L.19
GWDR PG29-NP	1719600000	L.20
GWDR PG29-PO	1719500000	L.19
GWDR PG36-NP	1719610000	L.20
GWDR PG36-PO	1719510000	L.19
GWDR PG42-NP	1719620000	L.20
GWDR PG42-PO	1719520000	L.19
GWDR PG48-NP	1719630000	L.20
GWDR PG48-PO	1719530000	L.19
GWDR PG7-NP	1719540000	L.20
GWDR PG7-PO	1719440000	L.19
GWDR PG9-NP	1719550000	L.20
GWDR PG9-PO	1719450000	L.19
H		
HDC 04A ALU	1497600000	I.7
HDC 04A ALU	1497600000	I.6
HDC 04A ALU	1497600000	I.5
HDC 04A ALU	1497600000	I.4
HDC 04A ALU	1497600000	H.7
HDC 04A ALU	1497600000	E.7
HDC 04A ALU	1497600000	B.101
HDC 04A ALU	1497600000	B.99
HDC 04A ALU	1497600000	B.9
HDC 04A ALU	1497600000	B.7
HDC 04A AWLU	1497700000	I.7
HDC 04A AWLU	1497700000	I.6
HDC 04A AWLU	1497700000	I.5
HDC 04A AWLU	1497700000	I.4
HDC 04A AWLU	1497700000	E.7
HDC 04A AWLU BL	1899890000	E.7
HDC 04A CSB FEMALE	1137760000	H.4
HDC 04A CSB MALE	1137720000	H.4
HDC 04A DMDL 2BO	1665750000	H.7
HDC 04A DMDL 2BO	1665750000	E.7
HDC 04A DMDL 2BO	1665750000	B.101
HDC 04A DMDL 2BO	1665750000	B.99
HDC 04A DMDL 2BO	1665750000	B.9
HDC 04A DMDL 2BO	1665750000	B.7
HDC 04A DODL 1LB	1963690000	E.6
HDC 04A DODL 2BO	1665740000	H.7
HDC 04A DODL 2BO	1665740000	E.7
HDC 04A DODL 2BO	1665740000	B.101
HDC 04A DODL 2BO	1665740000	B.99
HDC 04A DODL 2BO	1665740000	B.9
HDC 04A DODL 2BO	1665740000	B.7
HDC 04A ELU 1M20G	1900320000	H.7
HDC 04A ELU 1M20G	1900320000	E.7
HDC 04A ELU 1M20G	1900320000	B.101
HDC 04A ELU 1M20G	1900320000	B.99
HDC 04A ELU 1M20G	1900320000	B.9
HDC 04A ELU 1M20G	1900320000	B.7
HDC 04A ELU 1PG13S	1900330000	E.7
HDC 04A ELU 1PG13S bl	1900350000	E.7
HDC 04A KOLU 1M20G	1788840000	H.7
HDC 04A KOLU 1M20G	1788840000	E.7
HDC 04A KOLU 1M20G	1788840000	B.101
HDC 04A KOLU 1M20G	1788840000	B.99
HDC 04A KOLU 1M20G	1788840000	B.9
HDC 04A KOLU 1M20G	1788840000	B.7
HDC 04A KOLU 1PG11G	1652500000	E.7
HDC 04A KOLU 1PG11S BL	1899920000	E.7
HDC 04A SLU 1M20G	1788830000	H.7
HDC 04A SLU 1M20G	1788830000	E.7
HDC 04A SLU 1M20G	1788830000	B.101
HDC 04A SLU 1M20G	1788830000	B.99
HDC 04A SLU 1M20G	1788830000	B.9
HDC 04A SLU 1M20G	1788830000	B.7
HDC 04A SLU 1PG11G	1652490000	E.7
HDC 04A SLU 1PG11G BL	1899800000	E.7
HDC 04A TOLU 1M16G	1206090000	E.6
HDC 04A TOLU 1M20G	1788820000	I.6
HDC 04A TOLU 1M20G	1788820000	I.4
HDC 04A TOLU 1M20G	1788820000	H.7
HDC 04A TOLU 1M20G	1788820000	E.6
HDC 04A TOLU 1M20G	1788820000	B.101
HDC 04A TOLU 1M20G	1788820000	B.99
HDC 04A TOLU 1M20G	1788820000	B.9
HDC 04A TOLU 1M20G	1788820000	B.7
HDC 04A TOLU 1PG11G	1652470000	I.7
HDC 04A TOLU 1PG11G	1652470000	I.5
HDC 04A TOLU 1PG11G	1652470000	E.6
HDC 04A TOLU 1PG11S BL	1900280000	E.6
HDC 04A TWLU 1M20G	1788810000	H.7
HDC 04A TWLU 1M20G	1788810000	E.6
HDC 04A TWLU 1M20G	1788810000	B.101
HDC 04A TWLU 1M20G	1788810000	B.99
HDC 04A TWLU 1M20G	1788810000	B.9
HDC 04A TWLU 1M20G	1788810000	B.7
HDC 04A TWLU 1PG11G	1652480000	E.6
HDC 04A TWLU 1PG11S BL	1900310000	E.6
HDC 06B ADLU	1202500000	E.15
HDC 06B ADLU	1202500000	D.27
HDC 06B ADLU	1202500000	D.25
HDC 06B ADLU	1202500000	B.115
HDC 06B ADLU	1202500000	B.71
HDC 06B ADLU	1202500000	B.53
HDC 06B ADLU	1202500000	B.35
HDC 06B ADLU	1202500000	B.21
HDC 06B ALU	1202100000	I.11
HDC 06B ALU	1202100000	I.10
HDC 06B ALU	1202100000	I.9
HDC 06B ALU	1202100000	I.8
HDC 06B ALU	1202100000	E.15
HDC 06B ALU	1202100000	D.27
HDC 06B ALU	1202100000	D.25
HDC 06B ALU	1202100000	B.115
HDC 06B ALU	1202100000	B.71
HDC 06B ALU	1202100000	B.53
HDC 06B ALU	1202100000	B.35
HDC 06B ALU	1202100000	B.21
HDC 06B ALU O-RING	1019870000	E.15
HDC 06B DC	1215900000	J.26
HDC 06B DMDL 1LB	1665210000	E.14
HDC 06B DMDL 1LB	1665210000	D.27
HDC 06B DMDL 1LB	1665210000	D.25
HDC 06B DMDL 1LB	1665210000	B.115
HDC 06B DMDL 1LB	1665210000	B.71
HDC 06B DMDL 1LB	1665210000	B.53
HDC 06B DMDL 1LB	1665210000	B.35
HDC 06B DMDL 1LB	1665210000	B.21
HDC 06B DODL 2BO	1665200000	E.15
HDC 06B DODL 2BO	1665200000	D.25
HDC 06B DODL 2BO	1665200000	B.115
HDC 06B DODL 2BO	1665200000	B.71
HDC 06B DODL 2BO	1665200000	B.53
HDC 06B DODL 2BO	1665200000	B.35
HDC 06B DODL 2BO	1665200000	B.21
HDC 06B HP250 MPL1	1103680000	J.14
HDC 06B HP250 MPL1	1103680000	C.7
HDC 06B KLU 1M25G	1021330000	E.15
HDC 06B KLU 1PG16G	1653200000	E.15
HDC 06B SDLU 1M20G	1900360000	E.15
HDC 06B SDLU 1M25G	1900380000	E.15
HDC 06B SDLU 1PG16G	1652980000	E.15
HDC 06B SDLU 2M20G	1788170000	E.15
HDC 06B SDLU 2M20G	1788170000	D.27
HDC 06B SDLU 2M20G	1788170000	D.25
HDC 06B SDLU 2M20G	1788170000	B.71
HDC 06B SDLU 2M20G	1788170000	B.53
HDC 06B SDLU 2M20G	1788170000	B.35
HDC 06B SDLU 2M20G	1788170000	B.21
HDC 06B SDLU 2M25G	1788160000	E.15
HDC 06B SDLU 2M25G	1788160000	D.27
HDC 06B SDLU 2M25G	1788160000	D.25
HDC 06B SDLU 2M25G	1788160000	B.71
HDC 06B SDLU 2M25G	1788160000	B.53
HDC 06B SDLU 2M25G	1788160000	B.35
HDC 06B SDLU 2M25G	1788160000	B.21
HDC 06B SDLU 2PG16G	1652990000	E.15
HDC 06B SLU 1M20G	1900460000	E.15
HDC 06B SLU 1M25G	1900480000	E.15
HDC 06B SLU 1PG16G	1652750000	E.15
HDC 06B SLU 2M20G	1788140000	E.15
HDC 06B SLU 2M20G	1788140000	D.27
HDC 06B SLU 2M20G	1788140000	D.25
HDC 06B SLU 2M20G	1788140000	B.71
HDC 06B SLU 2M20G	1788140000	B.53

«ЭЛЕКТРО-ПРОФИ» - http://www.ep.ru

Type	Order No.	Page
HDC 06B SLU 2M20G	1788140000	B.35
HDC 06B SLU 2M20G	1788140000	B.21
HDC 06B SLU 2M25G	1788130000	E.15
HDC 06B SLU 2M25G	1788130000	D.27
HDC 06B SLU 2M25G	1788130000	D.25
HDC 06B SLU 2M25G	1788130000	B.71
HDC 06B SLU 2M25G	1788130000	B.53
HDC 06B SLU 2M25G	1788130000	B.35
HDC 06B SLU 2M25G	1788130000	B.21
HDC 06B SLU 2PG16G	1652760000	E.15
HDC 06B TOLU 1M20G	1788120000	I.10
HDC 06B TOLU 1M20G	1788120000	I.8
HDC 06B TOLU 1M20G	1788120000	E.14
HDC 06B TOLU 1M20G	1788120000	D.27
HDC 06B TOLU 1M20G	1788120000	D.25
HDC 06B TOLU 1M20G	1788120000	B.71
HDC 06B TOLU 1M20G	1788120000	B.53
HDC 06B TOLU 1M20G	1788120000	B.35
HDC 06B TOLU 1M20G	1788120000	B.21
HDC 06B TOLU 1M25G	1788110000	E.14
HDC 06B TOLU 1M25G	1788110000	D.27
HDC 06B TOLU 1M25G	1788110000	D.25
HDC 06B TOLU 1M25G	1788110000	B.71
HDC 06B TOLU 1M25G	1788110000	B.53
HDC 06B TOLU 1M25G	1788110000	B.35
HDC 06B TOLU 1M25G	1788110000	B.21
HDC 06B TOLU 1PG13G	1670500000	E.14
HDC 06B TOLU 1PG16G	1652640000	I.11
HDC 06B TOLU 1PG16G	1652640000	I.9
HDC 06B TOLU 1PG16G	1652640000	E.14
HDC 06B TSLU 1M20G	1788100000	I.10
HDC 06B TSLU 1M20G	1788100000	I.8
HDC 06B TSLU 1M20G	1788100000	E.14
HDC 06B TSLU 1M20G	1788100000	D.27
HDC 06B TSLU 1M20G	1788100000	D.25
HDC 06B TSLU 1M20G	1788100000	B.71
HDC 06B TSLU 1M20G	1788100000	B.53
HDC 06B TSLU 1M20G	1788100000	B.35
HDC 06B TSLU 1M20G	1788100000	B.21
HDC 06B TSLU 1M25G	1788090000	E.14
HDC 06B TSLU 1M25G	1788090000	D.27
HDC 06B TSLU 1M25G	1788090000	D.25
HDC 06B TSLU 1M25G	1788090000	B.71
HDC 06B TSLU 1M25G	1788090000	B.53
HDC 06B TSLU 1M25G	1788090000	B.35
HDC 06B TSLU 1M25G	1788090000	B.21
HDC 06B TSLU 1PG13G	1670530000	E.14
HDC 06B TSLU 1PG16G	1652520000	I.11
HDC 06B TSLU 1PG16G	1652520000	I.9
HDC 06B TSLU 1PG16G	1652520000	E.14
HDC 07A ALU	1652410000	I.7
HDC 07A ALU	1652410000	I.6
HDC 07A ALU	1652410000	I.5
HDC 07A ALU	1652410000	I.4
HDC 07A ALU	1652410000	E.5
HDC 07A ALU	1652410000	B.49
HDC 07A ALU	1652410000	B.47
HDC 07A AWLU	1652420000	I.7
HDC 07A AWLU	1652420000	I.6
HDC 07A AWLU	1652420000	I.5
HDC 07A AWLU	1652420000	E.5
HDC 07A DMDL 2BO	1665770000	E.5
HDC 07A DMDL 2BO	1665770000	B.49
HDC 07A DMDL 2BO	1665770000	B.47
HDC 07A DODL 2BO	1665760000	E.5
HDC 07A DODL 2BO	1665760000	B.49
HDC 07A DODL 2BO	1665760000	B.47
HDC 07A ELU 1PG13G	1900990000	E.5
HDC 07A ELU 1PG13G	1900990000	B.49
HDC 07A ELU 1PG13G	1900990000	B.47
HDC 07A KOLU 1M20G	1788540000	E.5
HDC 07A KOLU 1M20G	1788540000	B.49
HDC 07A KOLU 1M20G	1788540000	B.47
HDC 07A KOLU 1PG11G	1652460000	E.5
HDC 07A SLU 1M20G	1788530000	E.5
HDC 07A SLU 1M20G	1788530000	B.49
HDC 07A SLU 1M20G	1788530000	B.47
HDC 07A SLU 1PG11S	1652440000	E.5
HDC 07A TOLU 1M20G	1788520000	I.6
HDC 07A TOLU 1M20G	1788520000	I.4
HDC 07A TOLU 1M20G	1788520000	E.4
HDC 07A TOLU 1M20G	1788520000	B.49
HDC 07A TOLU 1M20G	1788520000	B.47
HDC 07A TOLU 1PG11G	1652380000	I.7
HDC 07A TOLU 1PG11G	1652380000	I.5
HDC 07A TOLU 1PG11G	1652380000	E.4
HDC 07A TWLU 1M20G	1788510000	E.4
HDC 07A TWLU 1M20G	1788510000	B.49
HDC 07A TWLU 1M20G	1788510000	B.47
HDC 07A TWLU 1PG11G	1652400000	E.4
HDC 10A ADLU	1664060000	E.13
HDC 10A ADLU	1664060000	B.51
HDC 10A ADLU	1664060000	B.11
HDC 10A ALU	1664040000	E.13
HDC 10A ALU	1664040000	B.51
HDC 10A ALU	1664040000	B.11
HDC 10A ALU SL	1021450000	E.13
HDC 10A DMDL 2BO	1665880000	E.13
HDC 10A DMDL 2BO	1665880000	B.51
HDC 10A DMDL 2BO	1665880000	B.11

Type	Order No.	Page
HDC 10A DODL 1LB	1665890000	E.12
HDC 10A DODL 1LB	1665890000	B.51
HDC 10A DODL 1LB	1665890000	B.11
HDC 10A KLU 1M25G	1788670000	E.13
HDC 10A KLU 1M25G	1788670000	B.51
HDC 10A KLU 1M25G	1788670000	B.11
HDC 10A KLU 1PG16G	1664560000	E.13
HDC 10A KLU 2PG09G	1783250000	E.13
HDC 10A SDLU 1M20G	1901010000	E.13
HDC 10A SDLU 1M25G	1901040000	E.13
HDC 10A SDLU 1PG16G	1664410000	E.13
HDC 10A SDLU 2M20G	1788660000	E.13
HDC 10A SDLU 2M20G	1788660000	B.51
HDC 10A SDLU 2M20G	1788660000	B.11
HDC 10A SDLU 2M25G	1788650000	E.13
HDC 10A SDLU 2M25G	1788650000	B.51
HDC 10A SDLU 2M25G	1788650000	B.11
HDC 10A SDLU 2PG16G	1664420000	E.13
HDC 10A SLU 1M20G	1901100000	E.13
HDC 10A SLU 1M25G	1901160000	E.13
HDC 10A SLU 1PG16G	1664170000	E.13
HDC 10A SLU 1PG21G	1664210000	E.13
HDC 10A SLU 2M20G	1788640000	E.13
HDC 10A SLU 2M20G	1788640000	B.51
HDC 10A SLU 2M20G	1788640000	B.11
HDC 10A SLU 2M25G	1788630000	E.13
HDC 10A SLU 2M25G	1788630000	B.51
HDC 10A SLU 2M25G	1788630000	B.11
HDC 10A SLU 2PG16G	1664190000	E.13
HDC 10A TOLU 1M20G	1788620000	E.12
HDC 10A TOLU 1M20G	1788620000	B.51
HDC 10A TOLU 1M20G	1788620000	B.11
HDC 10A TOLU 1M25G	1788610000	E.12
HDC 10A TOLU 1M25G	1788610000	B.51
HDC 10A TOLU 1M25G	1788610000	B.11
HDC 10A TOLU 1PG16G	1663930000	E.12
HDC 10A TOLU 2PG11G	1746170000	E.12
HDC 10A TSLU 1M20G	1967660000	E.12
HDC 10A TSLU 1PG16G	1663810000	E.12
HDC 10B ABO	1052430000	E.21
HDC 10B ABU	1205000000	I.15
HDC 10B ABU	1205000000	I.14
HDC 10B ABU	1205000000	I.13
HDC 10B ABU	1205000000	I.12
HDC 10B ABU	1205000000	E.17
HDC 10B ABU	1205000000	D.31
HDC 10B ABU	1205000000	D.29
HDC 10B ABU	1205000000	B.117
HDC 10B ABU	1205000000	B.85
HDC 10B ABU	1205000000	B.73
HDC 10B ABU	1205000000	B.55
HDC 10B ABU	1205000000	B.37
HDC 10B ABU	1205000000	B.23
HDC 10B ADBO	1205600000	E.21
HDC 10B ADLU	1206500000	E.19
HDC 10B ALU	1206100000	E.19
HDC 10B AZO	1901700000	E.22
HDC 10B DC	1215910000	J.26
HDC 10B DMDQ 2QB	1665240000	E.16
HDC 10B DMDQ 2QB	1665240000	D.31
HDC 10B DMDQ 2QB	1665240000	D.29
HDC 10B DMDQ 2QB	1665240000	B.117
HDC 10B DMDQ 2QB	1665240000	B.85
HDC 10B DMDQ 2QB	1665240000	B.73
HDC 10B DMDQ 2QB	1665240000	B.55
HDC 10B DMDQ 2QB	1665240000	B.37
HDC 10B DMDQ 2QB	1665240000	B.23
HDC 10B DMDQ 4BO	1665250000	E.21
HDC 10B DODQ 2QB	1009080000	E.21
HDC 10B DODQ 4BO	1665230000	E.17
HDC 10B DODQ 4BO	1665230000	D.31
HDC 10B DODQ 4BO	1665230000	D.29
HDC 10B DODQ 4BO	1665230000	B.117
HDC 10B DODQ 4BO	1665230000	B.85
HDC 10B DODQ 4BO	1665230000	B.73
HDC 10B DODQ 4BO	1665230000	B.55
HDC 10B DODQ 4BO	1665230000	B.37
HDC 10B DODQ 4BO	1665230000	B.23
HDC 10B KBU 1M20G	1787720000	E.17
HDC 10B KBU 1M20G	1787720000	D.31
HDC 10B KBU 1M20G	1787720000	D.29
HDC 10B KBU 1M20G	1787720000	B.117
HDC 10B KBU 1M20G	1787720000	B.85
HDC 10B KBU 1M20G	1787720000	B.73
HDC 10B KBU 1M20G	1787720000	B.55
HDC 10B KBU 1M20G	1787720000	B.37
HDC 10B KBU 1M20G	1787720000	B.23
HDC 10B KBU 1M25G	1021250000	E.17
HDC 10B KBU 1PG16G	1654580000	E.17
HDC 10B KLU 1M20G	1787740000	E.19
HDC 10B KLU 1M25G	1787730000	E.19
HDC 10B KLU 1PG16G	1655890000	E.19
HDC 10B SBU 1M20G	1901360000	E.17
HDC 10B SBU 1M25G	1901370000	E.17
HDC 10B SBU 1PG16G	1654370000	E.17
HDC 10B SBU 2M20G	1787640000	E.17
HDC 10B SBU 2M20G	1787640000	D.31
HDC 10B SBU 2M20G	1787640000	D.29
HDC 10B SBU 2M20G	1787640000	B.117
HDC 10B SBU 2M20G	1787640000	B.85

Type	Order No.	Page
HDC 10B SBU 2M20G	1787640000	B.73
HDC 10B SBU 2M20G	1787640000	B.55
HDC 10B SBU 2M20G	1787640000	B.37
HDC 10B SBU 2M20G	1787640000	B.23
HDC 10B SBU 2M25G	1787630000	E.17
HDC 10B SBU 2M25G	1787630000	D.31
HDC 10B SBU 2M25G	1787630000	D.29
HDC 10B SBU 2M25G	1787630000	B.117
HDC 10B SBU 2M25G	1787630000	B.85
HDC 10B SBU 2M25G	1787630000	B.73
HDC 10B SBU 2M25G	1787630000	B.55
HDC 10B SBU 2M25G	1787630000	B.37
HDC 10B SBU 2M25G	1787630000	B.23
HDC 10B SBU 2PG16G	1654380000	E.17
HDC 10B SDBO 1M20G	1901490000	E.21
HDC 10B SDBO 1M25G	1901510000	E.21
HDC 10B SDBO 2M20G	1787680000	E.21
HDC 10B SDBO 2M25G	1787670000	E.21
HDC 10B SDBO 2PG16G	1655000000	E.21
HDC 10B SDLU 1M20G	1901570000	E.19
HDC 10B SDLU 2M20G	1787700000	E.19
HDC 10B SDLU 2PG16G	1655680000	E.19
HDC 10B SLU 1M20G	1901620000	E.19
HDC 10B SLU 1M25G	1901640000	E.19
HDC 10B SLU 2M20G	1787660000	E.19
HDC 10B SLU 2M25G	1787650000	E.19
HDC 10B SLU 2PG16G	1655470000	E.19
HDC 10B TOBO 1M25G	1787610000	E.21
HDC 10B TOBO 1PG16G	1654860000	E.21
HDC 10B TOBU 1M20G	1787600000	E.16
HDC 10B TOBU 1M20G	1787600000	D.31
HDC 10B TOBU 1M20G	1787600000	D.29
HDC 10B TOBU 1M20G	1787600000	B.117
HDC 10B TOBU 1M20G	1787600000	B.85
HDC 10B TOBU 1M20G	1787600000	B.73
HDC 10B TOBU 1M20G	1787600000	B.55
HDC 10B TOBU 1M20G	1787600000	B.37
HDC 10B TOBU 1M20G	1787600000	B.23
HDC 10B TOBU 1M25G	1787590000	I.14
HDC 10B TOBU 1M25G	1787590000	I.12
HDC 10B TOBU 1M25G	1787590000	E.16
HDC 10B TOBU 1M25G	1787590000	D.31
HDC 10B TOBU 1M25G	1787590000	D.29
HDC 10B TOBU 1M25G	1787590000	B.117
HDC 10B TOBU 1M25G	1787590000	B.85
HDC 10B TOBU 1M25G	1787590000	B.73
HDC 10B TOBU 1M25G	1787590000	B.55
HDC 10B TOBU 1M25G	1787590000	B.37
HDC 10B TOBU 1M25G	1787590000	B.23
HDC 10B TOBU 1PG16G	1654220000	I.15
HDC 10B TOBU 1PG16G	1654220000	I.13
HDC 10B TOBU 1PG16G	1654220000	E.16
HDC 10B TOBU 1PG21G	1654240000	E.16
HDC 10B TOLU 1M25G	1787620000	E.18
HDC 10B TOLU 1PG16G	1655320000	E.18
HDC 10B TSBO 1M25G	1787570000	E.21
HDC 10B TSBO 1PG16G	1654750000	E.21
HDC 10B TSBU 1M20G	1787560000	E.16
HDC 10B TSBU 1M20G	1787560000	D.31
HDC 10B TSBU 1M20G	1787560000	D.29
HDC 10B TSBU 1M20G	1787560000	B.117
HDC 10B TSBU 1M20G	1787560000	B.85
HDC 10B TSBU 1M20G	1787560000	B.73
HDC 10B TSBU 1M20G	1787560000	B.55
HDC 10B TSBU 1M20G	1787560000	B.37
HDC 10B TSBU 1M20G	1787560000	B.23
HDC 10B TSBU 1M25G	1787550000	I.14
HDC 10B TSBU 1M25G	1787550000	I.12
HDC 10B TSBU 1M25G	1787550000	E.16
HDC 10B TSBU 1M25G	1787550000	D.31
HDC 10B TSBU 1M25G	1787550000	D.29
HDC 10B TSBU 1M25G	1787550000	B.117
HDC 10B TSBU 1M25G	1787550000	B.85
HDC 10B TSBU 1M25G	1787550000	B.73
HDC 10B TSBU 1M25G	1787550000	B.55
HDC 10B TSBU 1M25G	1787550000	B.37
HDC 10B TSBU 1M25G	1787550000	B.23
HDC 10B TSBU 1PG16G	1654070000	I.15
HDC 10B TSBU 1PG16G	1654070000	I.13
HDC 10B TSBU 1PG16G	1654070000	E.16
HDC 10B TSBU 1PG21G	1654090000	E.16
HDC 10B TSLU 1M25G	1787580000	E.18
HDC 10B TSLU 1PG16G	1655210000	E.18
HDC 15A KLU 1PG21G	1664630000	E.13
HDC 15A TOLU 1PG21G	1663990000	E.12
HDC 15A TSLU 1M20G	1788860000	E.12
HDC 15A TSLU 1M20G	1788860000	B.51
HDC 15A TSLU 1M20G	1788860000	B.11
HDC 15A TSLU 1M25G	1788850000	E.12
HDC 15A TSLU 1M25G	1788850000	B.51
HDC 15A TSLU 1M25G	1788850000	B.11
HDC 15A TSLU 1PG16G	1663850000	E.12
HDC 15A TSLU 1PG21G	1663870000	E.12
HDC 16A ADLU	1664940000	E.25
HDC 16A ADLU	1664940000	B.57
HDC 16A ADLU	1664940000	B.13
HDC 16A ALU	1664920000	E.25
HDC 16A ALU	1664920000	B.57
HDC 16A ALU	1664920000	B.13
HDC 16A DMDL 2BO	1665910000	E.25

Type	Order No.	Page
HDC 16A DMDL 2BO	1665910000	B.57
HDC 16A DMDL 2BO	1665910000	B.13
HDC 16A DODL 1LB	1665900000	E.24
HDC 16A DODL 1LB	1665900000	B.57
HDC 16A DODL 1LB	1665900000	B.13
HDC 16A KLU 1M25G	1788800000	E.25
HDC 16A KLU 1M25G	1788800000	B.57
HDC 16A KLU 1M25G	1788800000	B.13
HDC 16A KLU 1PG16G	1665450000	E.25
HDC 16A SDLU 2M20G	1788790000	E.25
HDC 16A SDLU 2M20G	1788790000	B.57
HDC 16A SDLU 2M20G	1788790000	B.13
HDC 16A SDLU 2M25G	1788780000	E.25
HDC 16A SDLU 2M25G	1788780000	B.57
HDC 16A SDLU 2M25G	1788780000	B.13
HDC 16A SDLU 2PG16G	1665300000	E.25
HDC 16A SLU 1PG21G	1665090000	E.25
HDC 16A SLU 2M20G	1788770000	E.25
HDC 16A SLU 2M20G	1788770000	B.57
HDC 16A SLU 2M20G	1788770000	B.13
HDC 16A SLU 2M25G	1788760000	E.25
HDC 16A SLU 2M25G	1788760000	B.57
HDC 16A SLU 2M25G	1788760000	B.13
HDC 16A SLU 2PG16G	1665070000	E.25
HDC 16A TOLU 1M25G	1788750000	E.24
HDC 16A TOLU 1M25G	1788750000	B.57
HDC 16A TOLU 1M25G	1788750000	B.13
HDC 16A TOLU 1PG16G	1664810000	E.24
HDC 16A TSLU 1M20G	1041760000	E.24
HDC 16A TSLU 1M25G	1788740000	E.24
HDC 16A TSLU 1M25G	1788740000	B.57
HDC 16A TSLU 1M25G	1788740000	B.13
HDC 16A TSLU 1PG16G	1664690000	E.24
HDC 16B ABU	1208600000	I.28
HDC 16B ABU	1208600000	I.19
HDC 16B ABU	1208600000	I.18
HDC 16B ABU	1208600000	I.17
HDC 16B ABU	1208600000	I.16
HDC 16B ABU	1208600000	E.27
HDC 16B ABU	1208600000	D.35
HDC 16B ABU	1208600000	D.33
HDC 16B ABU	1208600000	B.129
HDC 16B ABU	1208600000	B.127
HDC 16B ABU	1208600000	B.125
HDC 16B ABU	1208600000	B.123
HDC 16B ABU	1208600000	B.121
HDC 16B ABU	1208600000	B.119
HDC 16B ABU	1208600000	B.93
HDC 16B ABU	1208600000	B.87
HDC 16B ABU	1208600000	B.75
HDC 16B ABU	1208600000	B.59
HDC 16B ABU	1208600000	B.39
HDC 16B ABU	1208600000	B.25
HDC 16B ADBO	1209200000	E.31
HDC 16B ADLU	1210100000	E.29
HDC 16B ALU	1209700000	E.29
HDC 16B DC	1215920000	J.26
HDC 16B DMDQ 2QB	1665270000	E.26
HDC 16B DMDQ 2QB	1665270000	D.35
HDC 16B DMDQ 2QB	1665270000	D.33
HDC 16B DMDQ 2QB	1665270000	B.129
HDC 16B DMDQ 2QB	1665270000	B.127
HDC 16B DMDQ 2QB	1665270000	B.125
HDC 16B DMDQ 2QB	1665270000	B.123
HDC 16B DMDQ 2QB	1665270000	B.121
HDC 16B DMDQ 2QB	1665270000	B.119
HDC 16B DMDQ 2QB	1665270000	B.93
HDC 16B DMDQ 2QB	1665270000	B.87
HDC 16B DMDQ 2QB	1665270000	B.75
HDC 16B DMDQ 2QB	1665270000	B.59
HDC 16B DMDQ 2QB	1665270000	B.39
HDC 16B DMDQ 2QB	1665270000	B.25
HDC 16B DMDQ 4BO	1665620000	E.30
HDC 16B DODQ 2QB	1009090000	E.31
HDC 16B DODQ 4BO	1665260000	E.27
HDC 16B DODQ 4BO	1665260000	D.35
HDC 16B DODQ 4BO	1665260000	D.33
HDC 16B DODQ 4BO	1665260000	B.129
HDC 16B DODQ 4BO	1665260000	B.127
HDC 16B DODQ 4BO	1665260000	B.125
HDC 16B DODQ 4BO	1665260000	B.123
HDC 16B DODQ 4BO	1665260000	B.121
HDC 16B DODQ 4BO	1665260000	B.119
HDC 16B DODQ 4BO	1665260000	B.93
HDC 16B DODQ 4BO	1665260000	B.87
HDC 16B DODQ 4BO	1665260000	B.75
HDC 16B DODQ 4BO	1665260000	B.59
HDC 16B DODQ 4BO	1665260000	B.39
HDC 16B DODQ 4BO	1665260000	B.25
HDC 16B KBU 1PG21G	1657270000	E.27
HDC 16B KLU 1M25G	1788290000	E.29
HDC 16B SBU 1M25G	1899980000	E.27
HDC 16B SBU 1PG21G	1656720000	E.27
HDC 16B SBU 2M25G	1788240000	E.27
HDC 16B SBU 2M25G	1788240000	D.35
HDC 16B SBU 2M25G	1788240000	D.33
HDC 16B SBU 2M25G	1788240000	B.129
HDC 16B SBU 2M25G	1788240000	B.127
HDC 16B SBU 2M25G	1788240000	B.125
HDC 16B SBU 2M25G	1788240000	B.123

«ЭЛЕКТРО-ПРОФИ» - http://www.ep.ru

Type	Order No.	Page
HDC 16B SBU 2M25G	1788240000	B.121
HDC 16B SBU 2M25G	1788240000	B.119
HDC 16B SBU 2M25G	1788240000	B.93
HDC 16B SBU 2M25G	1788240000	B.87
HDC 16B SBU 2M25G	1788240000	B.75
HDC 16B SBU 2M25G	1788240000	B.59
HDC 16B SBU 2M25G	1788240000	B.39
HDC 16B SBU 2M25G	1788240000	B.25
HDC 16B SBU 2PG21G	1656730000	E.27
HDC 16B SDBO 1M25G	1900080000	E.31
HDC 16B SDBO 2M25G	1788260000	E.31
HDC 16B SDBO 2PG21G	1657640000	E.31
HDC 16B SDLU 1PG21G	1658320000	E.29
HDC 16B SDLU 2M25G	1788270000	E.29
HDC 16B SDLU 2PG21G	1658330000	E.29
HDC 16B SLU 1M25G	1900170000	E.29
HDC 16B SLU 1PG21G	1658110000	E.29
HDC 16B SLU 2M25G	1788250000	E.29
HDC 16B SLU 2PG21G	1658120000	E.29
HDC 16B TOBO 1M25G	1788220000	E.30
HDC 16B TOBO 1PG21G	1657490000	E.30
HDC 16B TOBU 1M25G	1788210000	I.18
HDC 16B TOBU 1M25G	1788210000	I.16
HDC 16B TOBU 1M25G	1788210000	E.26
HDC 16B TOBU 1M25G	1788210000	D.35
HDC 16B TOBU 1M25G	1788210000	D.33
HDC 16B TOBU 1M25G	1788210000	B.129
HDC 16B TOBU 1M25G	1788210000	B.127
HDC 16B TOBU 1M25G	1788210000	B.125
HDC 16B TOBU 1M25G	1788210000	B.123
HDC 16B TOBU 1M25G	1788210000	B.121
HDC 16B TOBU 1M25G	1788210000	B.119
HDC 16B TOBU 1M25G	1788210000	B.93
HDC 16B TOBU 1M25G	1788210000	B.87
HDC 16B TOBU 1M25G	1788210000	B.75
HDC 16B TOBU 1M25G	1788210000	B.59
HDC 16B TOBU 1M25G	1788210000	B.39
HDC 16B TOBU 1M25G	1788210000	B.25
HDC 16B TOBU 1PG21G	1656590000	I.19
HDC 16B TOBU 1PG21G	1656590000	I.17
HDC 16B TOBU 1PG21G	1656590000	E.26
HDC 16B TOLU 1M25G	1788230000	E.28
HDC 16B TOLU 1M32G	1804630000	E.28
HDC 16B TOLU 1PG21G	1657960000	E.28
HDC 16B TSBO 1M25G	1788190000	E.30
HDC 16B TSBO 1PG21G	1657380000	E.30
HDC 16B TSBU 1M25G	1788180000	I.18
HDC 16B TSBU 1M25G	1788180000	I.16
HDC 16B TSBU 1M25G	1788180000	E.26
HDC 16B TSBU 1M25G	1788180000	D.35
HDC 16B TSBU 1M25G	1788180000	D.33
HDC 16B TSBU 1M25G	1788180000	B.129
HDC 16B TSBU 1M25G	1788180000	B.127
HDC 16B TSBU 1M25G	1788180000	B.125
HDC 16B TSBU 1M25G	1788180000	B.123
HDC 16B TSBU 1M25G	1788180000	B.121
HDC 16B TSBU 1M25G	1788180000	B.119
HDC 16B TSBU 1M25G	1788180000	B.93
HDC 16B TSBU 1M25G	1788180000	B.87
HDC 16B TSBU 1M25G	1788180000	B.75
HDC 16B TSBU 1M25G	1788180000	B.59
HDC 16B TSBU 1M25G	1788180000	B.39
HDC 16B TSBU 1M25G	1788180000	B.25
HDC 16B TSBU 1M40G	1809620000	E.26
HDC 16B TSBU 1PG21G	1656480000	I.28
HDC 16B TSBU 1PG21G	1656480000	I.19
HDC 16B TSBU 1PG21G	1656480000	I.17
HDC 16B TSBU 1PG21G	1656480000	E.26
HDC 16B TSLU 1M25G	1788200000	E.28
HDC 16B TSLU 1M32G	1804640000	E.28
HDC 16B TSLU 1PG21G	1657850000	E.28
HDC 16D KLU 1PG21G	1653230000	E.15
HDC 16D SDLU 1M25G	1900820000	E.15
HDC 16D SDLU 2M25G	1787540000	E.15
HDC 16D SDLU 2M25G	1787540000	B.115
HDC 16D SLU 1M25G	1900880000	E.15
HDC 16D SLU 1M32G	1900900000	E.15
HDC 16D SLU 2M25G	1787520000	E.15
HDC 16D SLU 2M25G	1787520000	B.115
HDC 16D SLU 2M32G	1787510000	E.15
HDC 16D SLU 2M32G	1787510000	B.115
HDC 16D SLU 2PG21G	1652840000	E.15
HDC 16D TOLU 1M25G	1787500000	E.14
HDC 16D TOLU 1M25G	1787500000	D.27
HDC 16D TOLU 1M25G	1787500000	D.25
HDC 16D TOLU 1M25G	1787500000	B.115
HDC 16D TOLU 1M25G	1787500000	B.71
HDC 16D TOLU 1M25G	1787500000	B.53
HDC 16D TOLU 1M25G	1787500000	B.35
HDC 16D TOLU 1M25G	1787500000	B.21
HDC 16D TOLU 1M32G	1787490000	E.14
HDC 16D TOLU 1M32G	1787490000	D.27
HDC 16D TOLU 1M32G	1787490000	D.25
HDC 16D TOLU 1M32G	1787490000	B.115
HDC 16D TOLU 1M32G	1787490000	B.71
HDC 16D TOLU 1M32G	1787490000	B.53
HDC 16D TOLU 1M32G	1787490000	B.35
HDC 16D TOLU 1M32G	1787490000	B.21
HDC 16D TOLU 1PG21G	1652680000	E.14
HDC 16D TOLU 1PG29G	1652700000	E.14
HDC 16D TSLU 1M25G	1787480000	E.14
HDC 16D TSLU 1M25G	1787480000	D.27
HDC 16D TSLU 1M25G	1787480000	D.25
HDC 16D TSLU 1M25G	1787480000	B.115
HDC 16D TSLU 1M25G	1787480000	B.71
HDC 16D TSLU 1M25G	1787480000	B.53
HDC 16D TSLU 1M25G	1787480000	B.35
HDC 16D TSLU 1M25G	1787480000	B.21
HDC 16D TSLU 1M32G	1787470000	E.14
HDC 16D TSLU 1M32G	1787470000	B.115
HDC 16D TSLU 1PG21G	1652560000	E.14
HDC 16D TSLU 1PG29G	1652580000	E.14
HDC 24B ABO	1967910000	E.40
HDC 24B ABU	1212400000	I.23
HDC 24B ABU	1212400000	I.22
HDC 24B ABU	1212400000	I.21
HDC 24B ABU	1212400000	I.20
HDC 24B ABU	1212400000	E.37
HDC 24B ABU	1212400000	D.39
HDC 24B ABU	1212400000	D.37
HDC 24B ABU	1212400000	B.135
HDC 24B ABU	1212400000	B.133
HDC 24B ABU	1212400000	B.131
HDC 24B ABU	1212400000	B.89
HDC 24B ABU	1212400000	B.77
HDC 24B ABU	1212400000	B.63
HDC 24B ABU	1212400000	B.41
HDC 24B ABU	1212400000	B.27
HDC 24B ADBO	1213300000	E.40
HDC 24B ADLU	1214300000	E.39
HDC 24B ALU	1213900000	E.39
HDC 24B AZO	1611350000	E.41
HDC 24B DC	1215930000	J.26
HDC 24B DMDQ 2QB	1665640000	E.36
HDC 24B DMDQ 2QB	1665640000	D.39
HDC 24B DMDQ 2QB	1665640000	D.37
HDC 24B DMDQ 2QB	1665640000	B.135
HDC 24B DMDQ 2QB	1665640000	B.133
HDC 24B DMDQ 2QB	1665640000	B.131
HDC 24B DMDQ 2QB	1665640000	B.89
HDC 24B DMDQ 2QB	1665640000	B.77
HDC 24B DMDQ 2QB	1665640000	B.63
HDC 24B DMDQ 2QB	1665640000	B.41
HDC 24B DMDQ 2QB	1665640000	B.27
HDC 24B DMDQ 4BO	1665650000	E.40
HDC 24B DODQ 2QB	1009100000	E.40
HDC 24B DODQ 4BO	1665630000	E.37
HDC 24B DODQ 4BO	1665630000	D.39
HDC 24B DODQ 4BO	1665630000	D.37
HDC 24B DODQ 4BO	1665630000	B.135
HDC 24B DODQ 4BO	1665630000	B.133
HDC 24B DODQ 4BO	1665630000	B.131
HDC 24B DODQ 4BO	1665630000	B.89
HDC 24B DODQ 4BO	1665630000	B.77
HDC 24B DODQ 4BO	1665630000	B.63
HDC 24B DODQ 4BO	1665630000	B.41
HDC 24B DODQ 4BO	1665630000	B.27
HDC 24B HP250 MPL2 TYP1	1103690000	J.14
HDC 24B HP250 MPL2 TYP1	1103690000	C.7
HDC 24B HP250 MPL2 TYP2	1103740000	J.14
HDC 24B HP250 MPL2 TYP2	1103740000	C.7
HDC 24B HP250 MPL3 TYP1	1079640000	J.14
HDC 24B HP250 MPL3 TYP1	1079640000	C.7
HDC 24B HP250 MPL3 TYP2	1103750000	J.14
HDC 24B HP250 MPL3 TYP2	1103750000	C.7
HDC 24B HP250 MPL4 TYP1	1160430000	J.14
HDC 24B HP250 MPL4 TYP1	1160430000	C.7
HDC 24B HP250 MPL4 TYP2	1160440000	J.14
HDC 24B HP250 MPL4 TYP2	1160440000	C.7
HDC 24B HP250 MPL4PE T1	1212890000	J.14
HDC 24B HP250 MPL4PE T1	1212890000	C.7
HDC 24B HP250 MPL4PE T2	1212910000	J.14
HDC 24B HP250 MPL4PE T2	1212910000	C.7
HDC 24B HP550 MPL2 TYP1	1103710000	C.13
HDC 24B HP550 MPL2 TYP2	1103770000	C.13
HDC 24B HP550 MPL3 TYP1	1103720000	C.13
HDC 24B HP550 MPL3 TYP2	1103780000	C.13
HDC 24B KBU 1M25G	1787920000	E.37
HDC 24B KBU 1M25G	1787920000	D.39
HDC 24B KBU 1M25G	1787920000	D.37
HDC 24B KBU 1M25G	1787920000	B.135
HDC 24B KBU 1M25G	1787920000	B.133
HDC 24B KBU 1M25G	1787920000	B.131
HDC 24B KBU 1M25G	1787920000	B.89
HDC 24B KBU 1M25G	1787920000	B.77
HDC 24B KBU 1M25G	1787920000	B.63
HDC 24B KBU 1M25G	1787920000	B.41
HDC 24B KBU 1M25G	1787920000	B.27
HDC 24B KBU 1PG21G	1661720000	E.37
HDC 24B KBU 1PG29G	1661730000	E.37
HDC 24B KLU 1M25G	1968340000	E.39
HDC 24B SBU 1M25G	1901150000	E.37
HDC 24B SBU 1PG21G	1661510000	E.37
HDC 24B SBU 2M25G	1787870000	E.37
HDC 24B SBU 2M25G	1787870000	D.39
HDC 24B SBU 2M25G	1787870000	D.37
HDC 24B SBU 2M25G	1787870000	B.135
HDC 24B SBU 2M25G	1787870000	B.133
HDC 24B SBU 2M25G	1787870000	B.131
HDC 24B SBU 2M25G	1787870000	B.89
HDC 24B SBU 2M25G	1787870000	B.77
HDC 24B SBU 2M25G	1787870000	B.63
HDC 24B SBU 2M25G	1787870000	B.41
HDC 24B SBU 2M25G	1787870000	B.27
HDC 24B SBU 2PG21G	1661520000	E.37
HDC 24B SDBO 2PG21G	1662180000	E.40
HDC 24B SDLU 1M25G	1901480000	E.39
HDC 24B SDLU 2M25G	1787900000	E.39
HDC 24B SDLU 2PG21G	1214500000	E.39
HDC 24B SL 2X120	1232700000	C.13
HDC 24B SL 2X150	1119910000	C.13
HDC 24B SL 2X16-25	1160410000	C.7
HDC 24B SL 2X185	1232710000	C.13
HDC 24B SL 2X240	1119920000	C.13
HDC 24B SL 2X35	1232740000	C.7
HDC 24B SL 2X50	1160420000	C.13
HDC 24B SL 2X50	1160420000	C.7
HDC 24B SL 2X70	1232750000	C.13
HDC 24B SL 2X70	1232750000	C.7
HDC 24B SL 2X95	1119900000	C.13
HDC 24B SL 2X95	1119900000	C.7
HDC 24B SL 3X120	1232680000	C.13
HDC 24B SL 3X150	1119880000	C.13
HDC 24B SL 3X16-25	1160390000	C.7
HDC 24B SL 3X185	1232690000	C.13
HDC 24B SL 3X240	1119890000	C.13
HDC 24B SL 3X35	1232720000	C.7
HDC 24B SL 3X50	1160400000	C.13
HDC 24B SL 3X50	1160400000	C.7
HDC 24B SL 3X70	1232730000	C.13
HDC 24B SL 3X70	1232730000	C.7
HDC 24B SL 3X95	1079650000	C.13
HDC 24B SL 3X95	1079650000	C.7
HDC 24B SL 4X16-25 T1	1220770000	C.7
HDC 24B SL 4X16-25 T2	1220820000	C.7
HDC 24B SL 4X35 T1	1232770000	C.7
HDC 24B SL 4X35 T2	1232790000	C.7
HDC 24B SL 4X50 T1	1220760000	C.7
HDC 24B SL 4X50 T2	1220810000	C.7
HDC 24B SL 4X70 T1	1232760000	C.7
HDC 24B SL 4X70 T2	1232780000	C.7
HDC 24B SL 4X95 T1	1220750000	C.7
HDC 24B SL 4X95 T2	1220790000	C.7
HDC 24B SLU 1M25G	1901560000	E.39
HDC 24B SLU 2M25G	1787880000	E.39
HDC 24B SLU 2PG21G	1662720000	E.39
HDC 24B TOBO 1M32G	1787830000	E.40
HDC 24B TOBO 1PG29G	1662020000	E.40
HDC 24B TOBU 1M25G	1787820000	E.36
HDC 24B TOBU 1M25G	1787820000	D.39
HDC 24B TOBU 1M25G	1787820000	D.37
HDC 24B TOBU 1M25G	1787820000	B.135
HDC 24B TOBU 1M25G	1787820000	B.133
HDC 24B TOBU 1M25G	1787820000	B.131
HDC 24B TOBU 1M25G	1787820000	B.89
HDC 24B TOBU 1M25G	1787820000	B.77
HDC 24B TOBU 1M25G	1787820000	B.63
HDC 24B TOBU 1M25G	1787820000	B.41
HDC 24B TOBU 1M25G	1787820000	B.27
HDC 24B TOBU 1M32G	1787810000	I.22
HDC 24B TOBU 1M32G	1787810000	I.20
HDC 24B TOBU 1M32G	1787810000	E.36
HDC 24B TOBU 1M32G	1787810000	D.39
HDC 24B TOBU 1M32G	1787810000	D.37
HDC 24B TOBU 1M32G	1787810000	B.135
HDC 24B TOBU 1M32G	1787810000	B.133
HDC 24B TOBU 1M32G	1787810000	B.131
HDC 24B TOBU 1M32G	1787810000	B.89
HDC 24B TOBU 1M32G	1787810000	B.77
HDC 24B TOBU 1M32G	1787810000	B.63
HDC 24B TOBU 1M32G	1787810000	B.41
HDC 24B TOBU 1M32G	1787810000	B.27
HDC 24B TOBU 1M40G	1902980000	E.36
HDC 24B TOBU 1PG21G	1661370000	I.23
HDC 24B TOBU 1PG21G	1661370000	I.21
HDC 24B TOBU 1PG21G	1661370000	E.36
HDC 24B TOBU 1PG29G	1661380000	E.36
HDC 24B TOLU 1M25G	1787860000	E.38
HDC 24B TOLU 1M32G	1787850000	E.38
HDC 24B TOLU 1PG21G	1662540000	E.38
HDC 24B TOLU 1PG29G	1662550000	E.38
HDC 24B TSBO 1M25G	1787780000	E.40
HDC 24B TSBO 1M32G	1787770000	E.40
HDC 24B TSBO 1PG21G	1661860000	E.40
HDC 24B TSBO 1PG29G	1661880000	E.40
HDC 24B TSBU 1M25G	1787760000	E.36
HDC 24B TSBU 1M25G	1787760000	D.39
HDC 24B TSBU 1M25G	1787760000	D.37
HDC 24B TSBU 1M25G	1787760000	B.135
HDC 24B TSBU 1M25G	1787760000	B.133
HDC 24B TSBU 1M25G	1787760000	B.131
HDC 24B TSBU 1M25G	1787760000	B.89
HDC 24B TSBU 1M25G	1787760000	B.77
HDC 24B TSBU 1M25G	1787760000	B.63
HDC 24B TSBU 1M25G	1787760000	B.41
HDC 24B TSBU 1M25G	1787760000	B.27
HDC 24B TSBU 1M32G	1787750000	I.22
HDC 24B TSBU 1M32G	1787750000	I.20
HDC 24B TSBU 1M32G	1787750000	E.36
HDC 24B TSBU 1M32G	1787750000	D.39
HDC 24B TSBU 1M32G	1787750000	D.37
HDC 24B TSBU 1M32G	1787750000	B.135
HDC 24B TSBU 1M32G	1787750000	B.133
HDC 24B TSBU 1M32G	1787750000	B.131
HDC 24B TSBU 1M32G	1787750000	B.89
HDC 24B TSBU 1M32G	1787750000	B.77
HDC 24B TSBU 1M32G	1787750000	B.63
HDC 24B TSBU 1M32G	1787750000	B.41
HDC 24B TSBU 1M32G	1787750000	B.27
HDC 24B TSBU 1M40G	1902480000	E.36
HDC 24B TSBU 1PG21G	1661230000	I.23
HDC 24B TSBU 1PG21G	1661230000	I.21
HDC 24B TSBU 1PG21G	1661230000	E.36
HDC 24B TSBU 1PG29G	1661240000	E.36
HDC 24B TSLU 1M25G	1787800000	E.38
HDC 24B TSLU 1M32G	1787790000	E.38
HDC 24B TSLU 1PG21G	1662390000	E.38
HDC 24B TSLU 1PG29G	1662410000	E.38
HDC 24D KLU 1M25G	1787460000	E.19
HDC 24D KLU 1M32G	1787450000	E.19
HDC 24D SBU 1M25G	1903210000	E.17
HDC 24D SBU 1M32G	1903220000	E.17
HDC 24D SBU 1PG29G	1654470000	E.17
HDC 24D SBU 2M25G	1787350000	E.17
HDC 24D SBU 2M32G	1787360000	E.17
HDC 24D SBU 2PG21G	1654450000	E.17
HDC 24D SDBO 1M25G	1903370000	E.21
HDC 24D SDBO 2M25G	1787400000	E.21
HDC 24D SDLU 1M25G	1903410000	E.19
HDC 24D SDLU 1M32G	1903510000	E.19
HDC 24D SDLU 2M25G	1787420000	E.19
HDC 24D SDLU 2M32G	1787410000	E.19
HDC 24D SLU 1M32G	1903560000	E.19
HDC 24D SLU 2M32G	1787370000	E.19
HDC 24D SZO 2PG21G	1968350000	E.22
HDC 24D TOBO 1PG29G	1654920000	E.21
HDC 24D TOBU 1M25G	1787300000	E.16
HDC 24D TOBU 1M25G	1787300000	D.31
HDC 24D TOBU 1M25G	1787300000	D.29
HDC 24D TOBU 1M25G	1787300000	B.117
HDC 24D TOBU 1M25G	1787300000	B.85
HDC 24D TOBU 1M25G	1787300000	B.73
HDC 24D TOBU 1M25G	1787300000	B.55
HDC 24D TOBU 1M25G	1787300000	B.37
HDC 24D TOBU 1M25G	1787300000	B.23
HDC 24D TOBU 1M32G	1787290000	E.16
HDC 24D TOBU 1M32G	1787290000	D.31
HDC 24D TOBU 1M32G	1787290000	D.29
HDC 24D TOBU 1M32G	1787290000	B.117
HDC 24D TOBU 1M32G	1787290000	B.85
HDC 24D TOBU 1M32G	1787290000	B.73
HDC 24D TOBU 1M32G	1787290000	B.55
HDC 24D TOBU 1M32G	1787290000	B.37
HDC 24D TOBU 1M32G	1787290000	B.23
HDC 24D TOBU 1PG29G	1654320000	E.16
HDC 24D TOLU 1M25G	1787340000	E.18
HDC 24D TOLU 1M32G	1787330000	E.18
HDC 24D TOLU 1PG21G	1655360000	E.18
HDC 24D TOLU 1PG29G	1655380000	E.18
HDC 24D TSBO 1M25G	1787260000	E.21
HDC 24D TSBO 1M32G	1787250000	E.21
HDC 24D TSBO 1PG16G	1654810000	E.21
HDC 24D TSBO 1PG21G	1654790000	E.21
HDC 24D TSBU 1M25G	1787240000	E.16
HDC 24D TSBU 1M25G	1787240000	D.31
HDC 24D TSBU 1M25G	1787240000	D.29
HDC 24D TSBU 1M25G	1787240000	B.117
HDC 24D TSBU 1M25G	1787240000	B.85
HDC 24D TSBU 1M25G	1787240000	B.73
HDC 24D TSBU 1M25G	1787240000	B.55
HDC 24D TSBU 1M25G	1787240000	B.37
HDC 24D TSBU 1M25G	1787240000	B.23
HDC 24D TSBU 1M32G	1787230000	E.16
HDC 24D TSBU 1M32G	1787230000	D.31
HDC 24D TSBU 1M32G	1787230000	D.29
HDC 24D TSBU 1M32G	1787230000	B.117
HDC 24D TSBU 1M32G	1787230000	B.85
HDC 24D TSBU 1M32G	1787230000	B.73
HDC 24D TSBU 1M32G	1787230000	B.55
HDC 24D TSBU 1M32G	1787230000	B.37
HDC 24D TSBU 1M32G	1787230000	B.23
HDC 24D TSBU 1PG21G	1654150000	E.16
HDC 24D TSBU 1PG29G	1654170000	E.16
HDC 24D TSLU 1M25G	1787280000	E.18
HDC 24D TSLU 1M32G	1787270000	E.18
HDC 24D TSLU 1PG21G	1655250000	E.18
HDC 24D TSLU 1PG29G	1655270000	E.18
HDC 24D TSZO 1M25G	1903610000	E.22
HDC 24D TSZO 1PG21G	1968360000	E.22
HDC 25A TOLU 1M20G	1788710000	E.24
HDC 25A TOLU 1M20G	1788710000	B.57
HDC 25A TOLU 1M20G	1788710000	B.13
HDC 25A TOLU 1M25G	1788700000	E.24
HDC 25A TOLU 1M25G	1788700000	B.57
HDC 25A TOLU 1M25G	1788700000	B.13
HDC 25A TOLU 1PG21G	1664870000	E.24
HDC 25A TSLU 1M20G	1788680000	E.24
HDC 25A TSLU 1M20G	1788680000	B.57
HDC 25A TSLU 1M20G	1788680000	B.13
HDC 25A TSLU 1M25G	1788690000	E.24

«ЭЛЕКТРО-ПРОФИ» - http://www.ep.ru

Type	Order No.	Page
HDC 25A TSLU 1M25G	1788690000	B.57
HDC 25A TSLU 1M25G	1788690000	B.13
HDC 25A TSLU 1PG16G	1664730000	E.24
HDC 25A TSLU 1PG21G	1664750000	E.24
HDC 32A ABU	1665860000	E.33
HDC 32A ABU	1665860000	B.61
HDC 32A ABU	1665860000	B.15
HDC 32A ADBO	1666440000	E.34
HDC 32A DMDQ 2QB	1665930000	E.32
HDC 32A DODQ 4BO	1665920000	E.33
HDC 32A KBU 1M25G	1788080000	E.33
HDC 32A KBU 1M25G	1788080000	B.61
HDC 32A KBU 1M25G	1788080000	B.15
HDC 32A KBU 1M32G	1788070000	E.33
HDC 32A KBU 1M32G	1788070000	B.61
HDC 32A KBU 1M32G	1788070000	B.15
HDC 32A SBU 1M25G	1903870000	E.33
HDC 32A SBU 1PG29G	1666010000	E.33
HDC 32A SBU 2M25G	1788040000	E.33
HDC 32A SBU 2M25G	1788040000	B.61
HDC 32A SBU 2M25G	1788040000	B.15
HDC 32A SBU 2PG21G	1665980000	E.33
HDC 32A SDBO 1M25G	1903900000	E.34
HDC 32A SDBO 1M32G	1903910000	E.34
HDC 32A SDBO 1PG21G	1666550000	E.34
HDC 32A SDBO 1PG29G	1666590000	E.34
HDC 32A SDBO 2M25G	1788060000	E.34
HDC 32A SDBO 2M32G	1788050000	E.34
HDC 32A TOBO 1M32G	1788010000	E.34
HDC 32A TOBU 1M32G	1787990000	E.32
HDC 32A TOBU 1M32G	1787990000	B.61
HDC 32A TOBU 1M32G	1787990000	B.15
HDC 32A TOBU 1PG21G	1665790000	E.32
HDC 32A TOBU 1PG29G	1665810000	E.32
HDC 32A TSBO 1M25G	1787980000	E.34
HDC 32A TSBO 1M32G	1787970000	E.34
HDC 32A TSBO 1PG29G	1666270000	E.34
HDC 32A TSBU 1M25G	1787960000	E.32
HDC 32A TSBU 1M25G	1787960000	B.61
HDC 32A TSBU 1M25G	1787960000	B.15
HDC 32A TSBU 1M32G	1787950000	E.32
HDC 32A TSBU 1M32G	1787950000	B.61
HDC 32A TSBU 1M32G	1787950000	B.15
HDC 32A TSBU 1PG21G	1665670000	E.32
HDC 32A TSBU 1PG29G	1665690000	E.32
HDC 32B ABU	1217800000	I.25
HDC 32B ABU	1217800000	I.24
HDC 32B ABU	1217800000	E.45
HDC 32B ADBO	1218800000	E.48
HDC 32B ADLU	1219800000	E.47
HDC 32B ADLU	1219800000	D.41
HDC 32B ADLU	1219800000	B.95
HDC 32B ADLU	1219800000	B.79
HDC 32B ADLU	1219800000	B.65
HDC 32B ADLU	1219800000	B.43
HDC 32B ADLU	1219800000	B.29
HDC 32B ALU	1219500000	E.47
HDC 32B ALU	1219500000	D.41
HDC 32B ALU	1219500000	B.95
HDC 32B ALU	1219500000	B.79
HDC 32B ALU	1219500000	B.65
HDC 32B ALU	1219500000	B.43
HDC 32B ALU	1219500000	B.29
HDC 32B DODQ 4BO	1165790000	E.45
HDC 32B KBU 1M40G	1902730000	E.45
HDC 32B KBU 1PG29G	1902740000	E.45
HDC 32B KBU 1PG36G	1902750000	E.45
HDC 32B KLU 1M32G	1788500000	E.47
HDC 32B KLU 1M32G	1788500000	D.41
HDC 32B KLU 1M32G	1788500000	B.95
HDC 32B KLU 1M32G	1788500000	B.79
HDC 32B KLU 1M32G	1788500000	B.65
HDC 32B KLU 1M32G	1788500000	B.43
HDC 32B KLU 1M32G	1788500000	B.29
HDC 32B SBU 1M32G	1902600000	E.45
HDC 32B SBU 1PG36G	1902610000	E.45
HDC 32B SBU 2M32G	1788460000	E.45
HDC 32B SBU 2PG29G	1666920000	E.45
HDC 32B SBU 2PG36G	1902640000	E.45
HDC 32B SDLU 1M32G	1902650000	E.47
HDC 32B SDLU 2M32G	1788490000	E.47
HDC 32B SDLU 2M32G	1788490000	D.41
HDC 32B SDLU 2M32G	1788490000	B.95
HDC 32B SDLU 2M32G	1788490000	B.79
HDC 32B SDLU 2M32G	1788490000	B.65
HDC 32B SDLU 2M32G	1788490000	B.43
HDC 32B SDLU 2M32G	1788490000	B.29
HDC 32B SLU 1M32G	1902670000	E.47
HDC 32B SLU 2M32G	1788470000	E.47
HDC 32B SLU 2M32G	1788470000	D.41
HDC 32B SLU 2M32G	1788470000	B.95
HDC 32B SLU 2M32G	1788470000	B.79
HDC 32B SLU 2M32G	1788470000	B.65
HDC 32B SLU 2M32G	1788470000	B.43
HDC 32B SLU 2M32G	1788470000	B.29
HDC 32B TOBU 1M32G	1788430000	E.44
HDC 32B TOBU 1PG29G	1666870000	E.44
HDC 32B TOLU 1M32G	1788450000	E.46
HDC 32B TOLU 1PG29G	1219300000	E.46
HDC 32B TSBO 1M32G	1788410000	E.48

Type	Order No.	Page
HDC 32B TSBU 1M32G	1788400000	I.24
HDC 32B TSBU 1M32G	1788400000	E.44
HDC 32B TSBU 1PG29G	1666840000	I.25
HDC 32B TSBU 1PG29G	1666840000	E.44
HDC 32B TSLU 1M32G	1788420000	E.46
HDC 32B TSLU 1M32G	1788420000	D.41
HDC 32B TSLU 1M32G	1788420000	B.95
HDC 32B TSLU 1M32G	1788420000	B.79
HDC 32B TSLU 1M32G	1788420000	B.65
HDC 32B TSLU 1M32G	1788420000	B.43
HDC 32B TSLU 1M32G	1788420000	B.29
HDC 32B TSLU 1PG29G	1667120000	E.46
HDC 40D KBU 1M25G	1787200000	E.27
HDC 40D KBU 1M25G	1787200000	D.35
HDC 40D KBU 1M25G	1787200000	D.33
HDC 40D KBU 1M25G	1787200000	B.129
HDC 40D KBU 1M25G	1787200000	B.127
HDC 40D KBU 1M25G	1787200000	B.125
HDC 40D KBU 1M25G	1787200000	B.123
HDC 40D KBU 1M25G	1787200000	B.121
HDC 40D KBU 1M25G	1787200000	B.119
HDC 40D KBU 1M25G	1787200000	B.93
HDC 40D KBU 1M25G	1787200000	B.87
HDC 40D KBU 1M25G	1787200000	B.75
HDC 40D KBU 1M25G	1787200000	B.59
HDC 40D KBU 1M25G	1787200000	B.39
HDC 40D KBU 1M25G	1787200000	B.25
HDC 40D KBU 1M32G	1787190000	E.27
HDC 40D KBU 1M32G	1787190000	D.35
HDC 40D KBU 1M32G	1787190000	D.33
HDC 40D KBU 1M32G	1787190000	B.129
HDC 40D KBU 1M32G	1787190000	B.127
HDC 40D KBU 1M32G	1787190000	B.125
HDC 40D KBU 1M32G	1787190000	B.123
HDC 40D KBU 1M32G	1787190000	B.121
HDC 40D KBU 1M32G	1787190000	B.119
HDC 40D KBU 1M32G	1787190000	B.93
HDC 40D KBU 1M32G	1787190000	B.87
HDC 40D KBU 1M32G	1787190000	B.75
HDC 40D KBU 1M32G	1787190000	B.59
HDC 40D KBU 1M32G	1787190000	B.39
HDC 40D KBU 1M32G	1787190000	B.25
HDC 40D KBU 1PG21G	1657310000	E.27
HDC 40D KBU 1PG29G	1967670000	E.27
HDC 40D KLU 1M25G	1787220000	E.29
HDC 40D SBU 1M25G	1902970000	E.27
HDC 40D SBU 1M32G	1902990000	E.27
HDC 40D SBU 1PG29G	1656830000	E.27
HDC 40D SBU 2M25G	1787120000	E.27
HDC 40D SBU 2M25G	1787120000	D.35
HDC 40D SBU 2M25G	1787120000	D.33
HDC 40D SBU 2M25G	1787120000	B.129
HDC 40D SBU 2M25G	1787120000	B.127
HDC 40D SBU 2M25G	1787120000	B.125
HDC 40D SBU 2M25G	1787120000	B.123
HDC 40D SBU 2M25G	1787120000	B.121
HDC 40D SBU 2M25G	1787120000	B.119
HDC 40D SBU 2M25G	1787120000	B.93
HDC 40D SBU 2M25G	1787120000	B.87
HDC 40D SBU 2M25G	1787120000	B.75
HDC 40D SBU 2M25G	1787120000	B.59
HDC 40D SBU 2M25G	1787120000	B.39
HDC 40D SBU 2M25G	1787120000	B.25
HDC 40D SBU 2M32G	1787110000	E.27
HDC 40D SBU 2M32G	1787110000	D.35
HDC 40D SBU 2M32G	1787110000	D.33
HDC 40D SBU 2M32G	1787110000	B.129
HDC 40D SBU 2M32G	1787110000	B.127
HDC 40D SBU 2M32G	1787110000	B.125
HDC 40D SBU 2M32G	1787110000	B.123
HDC 40D SBU 2M32G	1787110000	B.121
HDC 40D SBU 2M32G	1787110000	B.119
HDC 40D SBU 2M32G	1787110000	B.93
HDC 40D SBU 2M32G	1787110000	B.87
HDC 40D SBU 2M32G	1787110000	B.75
HDC 40D SBU 2M32G	1787110000	B.59
HDC 40D SBU 2M32G	1787110000	B.39
HDC 40D SBU 2M32G	1787110000	B.25
HDC 40D SBU 2PG21G	1656810000	E.27
HDC 40D SBU 2PG29G	1656840000	E.27
HDC 40D SDLU 1M25G	1903070000	E.29
HDC 40D SDLU 1M32G	1903080000	E.29
HDC 40D SDLU 1PG29G	1658410000	E.29
HDC 40D SDLU 2M25G	1787180000	E.29
HDC 40D SDLU 2M32G	1787170000	E.29
HDC 40D SLU 1M32G	1903110000	E.29
HDC 40D SLU 2M32G	1804660000	E.29
HDC 40D TOBO 1PG29G	1657550000	E.30
HDC 40D TOBU 1M25G	1787070000	E.26
HDC 40D TOBU 1M25G	1787070000	D.35
HDC 40D TOBU 1M25G	1787070000	D.33
HDC 40D TOBU 1M25G	1787070000	B.129
HDC 40D TOBU 1M25G	1787070000	B.127
HDC 40D TOBU 1M25G	1787070000	B.125
HDC 40D TOBU 1M25G	1787070000	B.123
HDC 40D TOBU 1M25G	1787070000	B.121
HDC 40D TOBU 1M25G	1787070000	B.119
HDC 40D TOBU 1M25G	1787070000	B.93
HDC 40D TOBU 1M25G	1787070000	B.87
HDC 40D TOBU 1M25G	1787070000	B.75

Type	Order No.	Page
HDC 40D TOBU 1M25G	1787070000	B.59
HDC 40D TOBU 1M25G	1787070000	B.39
HDC 40D TOBU 1M25G	1787070000	B.25
HDC 40D TOBU 1M32G	1787060000	E.26
HDC 40D TOBU 1M32G	1787060000	D.35
HDC 40D TOBU 1M32G	1787060000	D.33
HDC 40D TOBU 1M32G	1787060000	B.129
HDC 40D TOBU 1M32G	1787060000	B.127
HDC 40D TOBU 1M32G	1787060000	B.125
HDC 40D TOBU 1M32G	1787060000	B.123
HDC 40D TOBU 1M32G	1787060000	B.121
HDC 40D TOBU 1M32G	1787060000	B.119
HDC 40D TOBU 1M32G	1787060000	B.93
HDC 40D TOBU 1M32G	1787060000	B.87
HDC 40D TOBU 1M32G	1787060000	B.75
HDC 40D TOBU 1M32G	1787060000	B.59
HDC 40D TOBU 1M32G	1787060000	B.39
HDC 40D TOBU 1M32G	1787060000	B.25
HDC 40D TOBU 1PG21G	1656630000	E.26
HDC 40D TOBU 1PG29G	1656650000	E.26
HDC 40D TOLU 1M32G	1787100000	E.28
HDC 40D TOLU 1PG29G	1658020000	E.28
HDC 40D TSBO 1M25G	1787030000	E.30
HDC 40D TSBO 1M32G	1787020000	E.30
HDC 40D TSBO 1PG21G	1657420000	E.30
HDC 40D TSBU 1M25G	1787010000	E.26
HDC 40D TSBU 1M25G	1787010000	D.35
HDC 40D TSBU 1M25G	1787010000	D.33
HDC 40D TSBU 1M25G	1787010000	B.129
HDC 40D TSBU 1M25G	1787010000	B.127
HDC 40D TSBU 1M25G	1787010000	B.125
HDC 40D TSBU 1M25G	1787010000	B.123
HDC 40D TSBU 1M25G	1787010000	B.121
HDC 40D TSBU 1M25G	1787010000	B.119
HDC 40D TSBU 1M25G	1787010000	B.93
HDC 40D TSBU 1M25G	1787010000	B.87
HDC 40D TSBU 1M25G	1787010000	B.75
HDC 40D TSBU 1M25G	1787010000	B.59
HDC 40D TSBU 1M25G	1787010000	B.39
HDC 40D TSBU 1M25G	1787010000	B.25
HDC 40D TSBU 1M32G	1787000000	E.26
HDC 40D TSBU 1M32G	1787000000	D.35
HDC 40D TSBU 1M32G	1787000000	D.33
HDC 40D TSBU 1M32G	1787000000	B.129
HDC 40D TSBU 1M32G	1787000000	B.127
HDC 40D TSBU 1M32G	1787000000	B.125
HDC 40D TSBU 1M32G	1787000000	B.123
HDC 40D TSBU 1M32G	1787000000	B.121
HDC 40D TSBU 1M32G	1787000000	B.119
HDC 40D TSBU 1M32G	1787000000	B.93
HDC 40D TSBU 1M32G	1787000000	B.87
HDC 40D TSBU 1M32G	1787000000	B.75
HDC 40D TSBU 1M32G	1787000000	B.59
HDC 40D TSBU 1M32G	1787000000	B.39
HDC 40D TSBU 1M32G	1787000000	B.25
HDC 40D TSBU 1M40G	1904800000	E.26
HDC 40D TSBU 1PG21G	1656520000	E.26
HDC 40D TSBU 1PG29G	1656540000	E.26
HDC 40D TSLU 1M25G	1787050000	E.28
HDC 40D TSLU 1M32G	1787040000	E.28
HDC 40D TSLU 1M40G	1804650000	E.28
HDC 40D TSLU 1PG21G	1657890000	E.28
HDC 40D TSLU 1PG29G	1657910000	E.28
HDC 48A ADLU	1666750000	E.43
HDC 48A ADLU	1666750000	B.17
HDC 48A ALU	1666740000	E.43
HDC 48A ALU	1666740000	B.17
HDC 48A SDLU 1PG29G	1666810000	E.43
HDC 48A SLU 1PG29G	1666770000	E.43
HDC 48A SLU 2M32G	1788570000	E.43
HDC 48A SLU 2M32G	1788570000	B.17
HDC 48A TOLU 1M32G	1788560000	E.42
HDC 48A TOLU 1M32G	1788560000	B.17
HDC 48A TOLU 1PG29G	1666730000	E.42
HDC 48A TSLU 1M32G	1788550000	E.42
HDC 48A TSLU 1M32G	1788550000	B.17
HDC 48A TSLU 1PG29G	1666710000	E.42
HDC 48B ADLU	1222900000	I.27
HDC 48B ADLU	1222900000	I.26
HDC 48B ADLU	1222900000	E.49
HDC 48B ADLU	1222900000	D.43
HDC 48B ADLU	1222900000	B.81
HDC 48B ADLU	1222900000	B.67
HDC 48B ADLU	1222900000	B.31
HDC 48B SDLU 1M32G	1904150000	E.49
HDC 48B SDLU 1PG29G	1799810000	E.49
HDC 48B SDLU 2M32G	1788390000	E.49
HDC 48B SDLU 2M32G	1788390000	D.43
HDC 48B SDLU 2M32G	1788390000	B.81
HDC 48B SDLU 2M32G	1788390000	B.67
HDC 48B SDLU 2M32G	1788390000	B.31
HDC 48B SDLU 2M40G	1983500000	E.49
HDC 48B SDLU 2M50G	1983510000	E.49
HDC 48B SDLU 2PG29G	1667560000	E.49
HDC 48B SLU 1M32G	1904190000	E.49
HDC 48B SLU 1PG29G	1651100000	E.49
HDC 48B SLU 2M32G	1788370000	E.49
HDC 48B SLU 2M32G	1788370000	D.43
HDC 48B SLU 2M32G	1788370000	B.81
HDC 48B SLU 2M32G	1788370000	B.67

Type	Order No.	Page
HDC 48B SLU 2M32G	1788370000	B.31
HDC 48B SLU 2M40G	1788360000	E.49
HDC 48B SLU 2M40G	1788360000	D.43
HDC 48B SLU 2M40G	1788360000	B.81
HDC 48B SLU 2M40G	1788360000	B.67
HDC 48B SLU 2M40G	1788360000	B.31
HDC 48B TOLU 1M32G	1788350000	E.49
HDC 48B TOLU 1M32G	1788350000	D.43
HDC 48B TOLU 1M32G	1788350000	B.81
HDC 48B TOLU 1M32G	1788350000	B.67
HDC 48B TOLU 1M32G	1788350000	B.31
HDC 48B TOLU 1M40G	1788340000	E.49
HDC 48B TOLU 1M50G	1788330000	E.49
HDC 48B TOLU 1M50G	1788330000	D.43
HDC 48B TOLU 1M50G	1788330000	B.81
HDC 48B TOLU 1M50G	1788330000	B.67
HDC 48B TOLU 1M50G	1788330000	B.31
HDC 48B TOLU 1PG29G	1650980000	E.49
HDC 48B TOLU 1PG36G	1651000000	E.49
HDC 48B TSLU 1M32G	1788320000	E.49
HDC 48B TSLU 1M32G	1788320000	D.43
HDC 48B TSLU 1M32G	1788320000	B.81
HDC 48B TSLU 1M32G	1788320000	B.67
HDC 48B TSLU 1M32G	1788320000	B.31
HDC 48B TSLU 1M40G	1788310000	I.26
HDC 48B TSLU 1M40G	1788310000	E.49
HDC 48B TSLU 1M40G	1788310000	D.43
HDC 48B TSLU 1M40G	1788310000	B.81
HDC 48B TSLU 1M40G	1788310000	B.67
HDC 48B TSLU 1M40G	1788310000	B.31
HDC 48B TSLU 1M50G	1788300000	E.49
HDC 48B TSLU 1M50G	1788300000	D.43
HDC 48B TSLU 1M50G	1788300000	B.81
HDC 48B TSLU 1M50G	1788300000	B.67
HDC 48B TSLU 1M50G	1788300000	B.31
HDC 48B TSLU 1PG29G	1650850000	I.27
HDC 48B TSLU 1PG29G	1650850000	E.49
HDC 48B TSLU 1PG36G	1650860000	E.49
HDC 48B TSLU 1PG42G	1670470000	E.49
HDC 64D KBU 1M32G	1786960000	E.37
HDC 64D KBU 1M32G	1786960000	D.39
HDC 64D KBU 1M32G	1786960000	D.37
HDC 64D KBU 1M32G	1786960000	B.135
HDC 64D KBU 1M32G	1786960000	B.133
HDC 64D KBU 1M32G	1786960000	B.131
HDC 64D KBU 1M32G	1786960000	B.89
HDC 64D KBU 1M32G	1786960000	B.77
HDC 64D KBU 1M32G	1786960000	B.63
HDC 64D KBU 1M32G	1786960000	B.41
HDC 64D KBU 1M32G	1786960000	B.27
HDC 64D KBU 1PG29G	1661810000	E.37
HDC 64D SBU 1M25G	1904340000	E.37
HDC 64D SBU 1M32G	1904350000	E.37
HDC 64D SBU 2M25G	1786890000	E.37
HDC 64D SBU 2M25G	1786890000	D.39
HDC 64D SBU 2M25G	1786890000	D.37
HDC 64D SBU 2M25G	1786890000	B.135
HDC 64D SBU 2M25G	1786890000	B.133
HDC 64D SBU 2M25G	1786890000	B.131
HDC 64D SBU 2M25G	1786890000	B.89
HDC 64D SBU 2M25G	1786890000	B.77
HDC 64D SBU 2M25G	1786890000	B.63
HDC 64D SBU 2M25G	1786890000	B.41
HDC 64D SBU 2M25G	1786890000	B.27
HDC 64D SBU 2M32G	1786880000	E.37
HDC 64D SBU 2M32G	1786880000	D.39
HDC 64D SBU 2M32G	1786880000	D.37
HDC 64D SBU 2M32G	1786880000	B.135
HDC 64D SBU 2M32G	1786880000	B.133
HDC 64D SBU 2M32G	1786880000	B.131
HDC 64D SBU 2M32G	1786880000	B.89
HDC 64D SBU 2M32G	1786880000	B.77
HDC 64D SBU 2M32G	1786880000	B.63
HDC 64D SBU 2M32G	1786880000	B.41
HDC 64D SBU 2M32G	1786880000	B.27
HDC 64D SBU 2PG21G	1661590000	E.37
HDC 64D SBU 2PG29G	1661630000	E.37
HDC 64D SDBO 1M32G	1904400000	E.40
HDC 64D SDBO 1PG29G	1662280000	E.40
HDC 64D SDBO 2M32G	1786920000	E.40
HDC 64D SDLU 1M25G	1904430000	E.39
HDC 64D SDLU 1M32G	1904440000	E.39
HDC 64D SDLU 2M25G	1786950000	E.39
HDC 64D SDLU 2M32G	1786940000	E.39
HDC 64D SDLU 2PG29G	1663040000	E.39
HDC 64D SLU 1M25G	1904480000	E.39
HDC 64D SLU 1M32G	1904490000	E.39
HDC 64D SLU 2M25G	1786910000	E.39
HDC 64D SLU 2M32G	1786900000	E.39
HDC 64D SZO 2PG29G	1968370000	E.41
HDC 64D TOBO 1PG21G	1662080000	E.40
HDC 64D TOBO 1PG29G	1662100000	E.40
HDC 64D TOBU 1M32G	1786830000	E.36
HDC 64D TOBU 1M32G	1786830000	D.39
HDC 64D TOBU 1M32G	1786830000	D.37
HDC 64D TOBU 1M32G	1786830000	B.135
HDC 64D TOBU 1M32G	1786830000	B.133
HDC 64D TOBU 1M32G	1786830000	B.131
HDC 64D TOBU 1M32G	1786830000	B.89
HDC 64D TOBU 1M32G	1786830000	B.77

«ЭЛЕКТРО-ПРОФИ» - http://www.ep.ru

Type	Order No.	Page
HDC 64D TOBU 1M32G	1786830000	B.63
HDC 64D TOBU 1M32G	1786830000	B.41
HDC 64D TOBU 1M32G	1786830000	B.27
HDC 64D TOBU 1M40G	1045560000	E.36
HDC 64D TOBU 1M50G	1111140000	E.36
HDC 64D TOBU 1PG21G	1661440000	E.36
HDC 64D TOBU 1PG29G	1661460000	E.36
HDC 64D TOBU 2M32G	1009710000	E.36
HDC 64D TOLU 1M25G	1786870000	E.38
HDC 64D TOLU 1M32G	1786860000	E.38
HDC 64D TOLU 1M40G	1983470000	E.38
HDC 64D TOLU 1M50G	1111170000	E.38
HDC 64D TOLU 1PG21G	1662610000	E.38
HDC 64D TOLU 1PG29G	1662630000	E.38
HDC 64D TSBO 1M25G	1786800000	E.40
HDC 64D TSBO 1M32G	1786790000	E.40
HDC 64D TSBO 1PG21G	1661940000	E.40
HDC 64D TSBO 1PG29G	1661960000	E.40
HDC 64D TSBU 1M25G	1786780000	E.36
HDC 64D TSBU 1M25G	1786780000	D.39
HDC 64D TSBU 1M25G	1786780000	D.37
HDC 64D TSBU 1M25G	1786780000	B.135
HDC 64D TSBU 1M25G	1786780000	B.133
HDC 64D TSBU 1M25G	1786780000	B.131
HDC 64D TSBU 1M25G	1786780000	B.89
HDC 64D TSBU 1M25G	1786780000	B.77
HDC 64D TSBU 1M25G	1786780000	B.63
HDC 64D TSBU 1M25G	1786780000	B.41
HDC 64D TSBU 1M25G	1786780000	B.27
HDC 64D TSBU 1M32G	1786770000	E.36
HDC 64D TSBU 1M32G	1786770000	D.39
HDC 64D TSBU 1M32G	1786770000	D.37
HDC 64D TSBU 1M32G	1786770000	B.135
HDC 64D TSBU 1M32G	1786770000	B.133
HDC 64D TSBU 1M32G	1786770000	B.131
HDC 64D TSBU 1M32G	1786770000	B.89
HDC 64D TSBU 1M32G	1786770000	B.77
HDC 64D TSBU 1M32G	1786770000	B.63
HDC 64D TSBU 1M32G	1786770000	B.41
HDC 64D TSBU 1M32G	1786770000	B.27
HDC 64D TSBU 1M40G	1809630000	E.36
HDC 64D TSBU 1M50G	1111130000	E.36
HDC 64D TSBU 1PG21G	1661300000	E.36
HDC 64D TSBU 1PG29G	1661320000	E.36
HDC 64D TSLU 1M32G	1786810000	E.38
HDC 64D TSLU 1M40G	1804610000	E.38
HDC 64D TSLU 1M50G	1111150000	E.38
HDC 64D TSLU 1PG21G	1662470000	E.38
HDC 64D TSLU 1PG29G	1662490000	E.38
HDC 64D TSZO 1M40G	1904690000	E.41
HDC 64D TSZO 1PG21G	1663370000	E.41
HDC 64D TSZO 1PG29G	1663390000	E.41
HDC ADAPTER W. SCREW	1017010000	J.23
HDC C HX BM1.5AG	1002950000	J.5
HDC C HX BM2.5AG	1002960000	J.5
HDC C HX BM4.0AG	1002970000	J.5
HDC C HX BM6.0AG	1002980000	J.5
HDC C HX SM1.5AG	1002910000	J.5
HDC C HX SM2.5AG	1002920000	J.5
HDC C HX SM4.0AG	1002930000	J.5
HDC C HX SM6.0AG	1002940000	J.5
HDC CFM 10 3F	1983860000	D.30
HDC CFM 10 3M	1983850000	D.30
HDC CFM 16 5F	1983880000	D.34
HDC CFM 16 5M	1983870000	D.34
HDC CFM 24 7F	1983900000	D.38
HDC CFM 24 7M	1983890000	D.38
HDC CFM 6 2F	1983840000	D.26
HDC CFM 6 2M	1983830000	D.26
HDC CM 1 FS +PE	1828410000	D.10
HDC CM 1 MS +PE	1828390000	D.10
HDC CM 10 FC	1758410000	D.8
HDC CM 10 MC	1758400000	D.8
HDC CM 2 FS	1828400000	D.10
HDC CM 2 MS	1828380000	D.10
HDC CM 3 FC	1758370000	D.4
HDC CM 3 MC	1758360000	D.4
HDC CM 5 FC	1758390000	D.7
HDC CM 5 MC	1758380000	D.7
HDC CM BUS 2BS T PBDP	1806030000	D.15
HDC CM BUS 2SS PBDP	1806060000	D.15
HDC CM BUS 4BS	1814300000	D.14
HDC CM BUS 4SS	1814310000	D.14
HDC CM BUS HE F1 CT	1116090000	H.5
HDC CM BUS HE F1 CT	1116090000	D.17
HDC CM BUS HE M1 CT	1116100000	H.5
HDC CM BUS HE M1 CT	1116100000	D.17
HDC CM BUS SV F1 CT	1983800000	H.5
HDC CM BUS SV F1 CT	1983800000	D.17
HDC CM BUS SV F2	1983720000	D.16
HDC CM BUS SV F4 CT	1983770000	H.5
HDC CM BUS SV F4 CT	1983770000	D.17
HDC CM BUS SV F8 CT	1043120000	H.5
HDC CM BUS SV F8 CT	1043120000	D.17
HDC CM BUS SV GCA F	1983820000	D.17
HDC CM BUS SV GCA M	1014080000	D.17
HDC CM BUS SV M1 CT	1983810000	H.5
HDC CM BUS SV M1 CT	1983810000	D.17
HDC CM BUS SV M2	1983750000	D.16
HDC CM BUS SV M4 CT	1983790000	H.5
HDC CM BUS SV M4 CT	1983790000	D.17
HDC CM BUS SV M8 CT	1043130000	H.5
HDC CM BUS SV M8 CT	1043130000	D.17
HDC CM GUIDING PIN	1202660000	J.13
HDC CM GUIDING SOCKET	1202670000	J.13
HDC CM HE 4 FC	1861900000	D.5
HDC CM HE 4 MC	1861920000	D.5
HDC CM HV 3 FC	1862060000	D.9
HDC CM HV 3 MC	1862080000	D.9
HDC CM ST F	1157980000	D.21
HDC CM ST M	1157970000	D.21
HDC DG 06B	1044610000	J.25
HDC DG 07A	1044580000	J.25
HDC DG 10A	1044590000	J.25
HDC DG 10B	1044620000	J.25
HDC DG 16A	1044600000	J.25
HDC DG 16B	1044630000	J.25
HDC DG 24B	1044650000	J.25
HDC DG 32A	1044640000	J.25
HDC DG 48A 32B	1044660000	J.25
HDC DG 48B	1044670000	J.25
HDC FIXING SC SIZE1 M3x6	1168850000	J.21
HDC FIXING SCREW M3x10	1029510000	J.21
HDC FLDG 04A	1044480000	J.25
HDC FLDG 06B	1044500000	J.25
HDC FLDG 10A	1044490000	J.25
HDC FLDG 10B	1044510000	J.25
HDC FLDG 16A	1044520000	J.25
HDC FLDG 16B	1044530000	J.25
HDC FLDG 24B	1044550000	J.25
HDC FLDG 32A	1044540000	J.25
HDC FLDG 32B	1044560000	J.25
HDC FLDG 48B	1044570000	J.25
HDC GRIP PANEL 8 SC	1934770000	J.21
HDC HA 10 FC	1873860000	B.10
HDC HA 10 FS	1650620000	B.10
HDC HA 10 FT	1896780000	B.10
HDC HA 10 MC	1873870000	B.10
HDC HA 10 MS	1650610000	B.10
HDC HA 10 MT	1896790000	B.10
HDC HA 16 FC	1873880000	B.16
HDC HA 16 FC	1873880000	B.14
HDC HA 16 FC	1873880000	B.12
HDC HA 16 FC 17 - 32	1876040000	B.16
HDC HA 16 FC 17 - 32	1876040000	B.14
HDC HA 16 FC 33 - 48	1875540000	B.16
HDC HA 16 FS	1650780000	B.16
HDC HA 16 FS	1650780000	B.14
HDC HA 16 FS	1650780000	B.12
HDC HA 16 FS 17-32	1650900000	B.16
HDC HA 16 FS 17-32	1650900000	B.14
HDC HA 16 FS 33-48	1651020000	B.16
HDC HA 16 FT	1896800000	B.16
HDC HA 16 FT	1896800000	B.14
HDC HA 16 FT	1896800000	B.12
HDC HA 16 FT 17-32	1896810000	B.16
HDC HA 16 FT 17-32	1896810000	B.14
HDC HA 16 FT 33-48	1896820000	B.16
HDC HA 16 MC	1873890000	B.16
HDC HA 16 MC	1873890000	B.14
HDC HA 16 MC	1873890000	B.12
HDC HA 16 MC 17 - 32	1875620000	B.16
HDC HA 16 MC 17 - 32	1875620000	B.14
HDC HA 16 MC 33 - 48	1875630000	B.16
HDC HA 16 MS	1650770000	B.16
HDC HA 16 MS	1650770000	B.14
HDC HA 16 MS	1650770000	B.12
HDC HA 16 MS 17-32	1650880000	B.16
HDC HA 16 MS 17-32	1650880000	B.14
HDC HA 16 MS 33-48	1650990000	B.16
HDC HA 16 MT	1896830000	B.16
HDC HA 16 MT	1896830000	B.14
HDC HA 16 MT	1896830000	B.12
HDC HA 16 MT 17-32	1896840000	B.16
HDC HA 16 MT 17-32	1896840000	B.14
HDC HA 16 MT 33-48	1896850000	B.16
HDC HA 3 FS	1498200000	I.5
HDC HA 3 FS	1498200000	I.4
HDC HA 3 FS	1498200000	B.6
HDC HA 3 MS	1498100000	I.5
HDC HA 3 MS	1498100000	I.4
HDC HA 3 MS	1498100000	B.6
HDC HA 4 FS	1498400000	I.7
HDC HA 4 FS	1498400000	I.6
HDC HA 4 FS	1498400000	B.8
HDC HA 4 MS	1498300000	I.7
HDC HA 4 MS	1498300000	I.6
HDC HA 4 MS	1498300000	B.8
HDC HB 24 TEK AS M4	1827470000	F.15
HDC HB 24 TEK TOS1xM50G	1827170000	F.14
HDC HB 24 TEK TOS2XM40G	1020520000	F.14
HDC HB 24 TEK TSS1xM40G	1000920001	F.14
HDC HB 24 TEK TSS1xM50G	1827160000	F.14
HDC HD 15 FC	1650660000	B.50
HDC HD 15 MC	1650650000	B.50
HDC HD 16 FC	1650720000	B.52
HDC HD 16 MC	1650710000	B.52
HDC HD 24 FC	1650890000	B.54
HDC HD 24 MC	1650870000	B.54
HDC HD 25 FC	1650820000	B.60
HDC HD 25 FC	1650820000	B.56
HDC HD 25 FC „Z“	1023050000	B.56
HDC HD 25 MC	1650810000	B.60
HDC HD 25 MC	1650810000	B.56
HDC HD 25 MC „Z“	1023040000	B.56
HDC HD 40 FC	1601730000	B.64
HDC HD 40 FC	1601730000	B.58
HDC HD 40 MC	1601710000	B.64
HDC HD 40 MC	1601710000	B.58
HDC HD 64 FC	1601740000	B.66
HDC HD 64 FC	1601740000	B.62
HDC HD 64 MC	1601720000	B.66
HDC HD 64 MC	1601720000	B.62
HDC HD 7 FC	1650580000	B.46
HDC HD 7 MC	1650570000	B.46
HDC HD 8 FC	1650600000	B.48
HDC HD 8 MC	1650590000	B.48
HDC HDD 108 FC	1651220000	B.80
HDC HDD 108 FC	1651220000	B.76
HDC HDD 108 FC 109-216	1651300000	B.80
HDC HDD 108 MC	1651210000	B.80
HDC HDD 108 MC	1651210000	B.76
HDC HDD 108 MC 109-216	1651280000	B.80
HDC HDD 24 FC	1651160000	B.70
HDC HDD 24 MC	1651150000	B.70
HDC HDD 42 FC	1651180000	B.72
HDC HDD 42 MC	1651170000	B.72
HDC HDD 72 FC	1651200000	B.78
HDC HDD 72 FC	1651200000	B.74
HDC HDD 72 FC 73-144	1651260000	B.78
HDC HDD 72 MC	1651190000	B.78
HDC HDD 72 MC	1651190000	B.74
HDC HDD 72 MC 73-144	1651240000	B.78
HDC HE 10 FC	1204400000	B.22
HDC HE 10 FP	1873540000	I.15
HDC HE 10 FP	1873540000	I.14
HDC HE 10 FP	1873540000	B.22
HDC HE 10 FS	1204100000	I.13
HDC HE 10 FS	1204100000	I.12
HDC HE 10 FS	1204100000	B.22
HDC HE 10 FT	1745770000	B.22
HDC HE 10 MC	1204300000	B.22
HDC HE 10 MP	1873550000	I.15
HDC HE 10 MP	1873550000	I.14
HDC HE 10 MP	1873550000	B.22
HDC HE 10 MS	1203900000	I.13
HDC HE 10 MS	1203900000	I.12
HDC HE 10 MS	1203900000	B.22
HDC HE 10 MT	1745830000	B.22
HDC HE 16 FC	1208000000	B.28
HDC HE 16 FC	1208000000	B.24
HDC HE 16 FC 17-32	1216700000	B.28
HDC HE 16 FP	1873560000	I.19
HDC HE 16 FP	1873560000	I.18
HDC HE 16 FP	1873560000	B.28
HDC HE 16 FP	1873560000	B.24
HDC HE 16 FP 17-32	1875740000	B.28
HDC HE 16 FS	1207700000	I.25
HDC HE 16 FS	1207700000	I.24
HDC HE 16 FS	1207700000	I.17
HDC HE 16 FS	1207700000	I.16
HDC HE 16 FS	1207700000	B.28
HDC HE 16 FS	1207700000	B.24
HDC HE 16 FS 17-32	1216100000	I.25
HDC HE 16 FS 17-32	1216100000	I.24
HDC HE 16 FS 17-32	1216100000	B.28
HDC HE 16 FT	1745780000	B.28
HDC HE 16 FT	1745780000	B.24
HDC HE 16 FT 17-32	1745800000	B.28
HDC HE 16 MC	1207900000	B.28
HDC HE 16 MC	1207900000	B.24
HDC HE 16 MC 17-32	1216500000	B.28
HDC HE 16 MP	1873570000	I.19
HDC HE 16 MP	1873570000	I.18
HDC HE 16 MP	1873570000	B.28
HDC HE 16 MP	1873570000	B.24
HDC HE 16 MP 17-32	1875800000	B.28
HDC HE 16 MS	1207500000	I.25
HDC HE 16 MS	1207500000	I.24
HDC HE 16 MS	1207500000	I.17
HDC HE 16 MS	1207500000	I.16
HDC HE 16 MS	1207500000	B.28
HDC HE 16 MS	1207500000	B.24
HDC HE 16 MS 17-32	1215700000	I.25
HDC HE 16 MS 17-32	1215700000	I.24
HDC HE 16 MS 17-32	1215700000	B.28
HDC HE 16 MT	1745840000	B.28
HDC HE 16 MT	1745840000	B.24
HDC HE 16 MT 17-32	1745860000	B.28
HDC HE 24 FC	1211600000	B.30
HDC HE 24 FC	1211600000	B.26
HDC HE 24 FC 25-48	1226600000	B.30
HDC HE 24 FP	1873580000	I.23
HDC HE 24 FP	1873580000	I.22
HDC HE 24 FP	1873580000	B.30
HDC HE 24 FP	1873580000	B.26
HDC HE 24 FP 25-48	1875850000	B.30
HDC HE 24 FS	1211300000	I.27
HDC HE 24 FS	1211300000	I.26
HDC HE 24 FS	1211300000	I.21
HDC HE 24 FS	1211300000	I.20
HDC HE 24 FS	1211300000	B.30
HDC HE 24 FS	1211300000	B.26
HDC HE 24 FS 25-48	1221200000	I.27
HDC HE 24 FS 25-48	1221200000	I.26
HDC HE 24 FS 25-48	1221200000	B.30
HDC HE 24 FT	1745790000	B.30
HDC HE 24 FT	1745790000	B.26
HDC HE 24 FT 25-48	1745810000	B.30
HDC HE 24 MC	1211500000	B.30
HDC HE 24 MC	1211500000	B.26
HDC HE 24 MC 25-48	1226400000	B.30
HDC HE 24 MP	1873590000	I.23
HDC HE 24 MP	1873590000	I.22
HDC HE 24 MP	1873590000	B.30
HDC HE 24 MP	1873590000	B.26
HDC HE 24 MP 25-48	1875890000	B.30
HDC HE 24 MS	1211100000	I.27
HDC HE 24 MS	1211100000	I.26
HDC HE 24 MS	1211100000	I.21
HDC HE 24 MS	1211100000	I.20
HDC HE 24 MS	1211100000	B.30
HDC HE 24 MS	1211100000	B.26
HDC HE 24 MS 25-48	1220800000	I.27
HDC HE 24 MS 25-48	1220800000	I.26
HDC HE 24 MS 25-48	1220800000	B.30
HDC HE 24 MT	1745850000	B.30
HDC HE 24 MT	1745850000	B.26
HDC HE 24 MT 25-48	1745870000	B.30
HDC HE 6 FC	1201000000	B.20
HDC HE 6 FP	1873520000	I.11
HDC HE 6 FP	1873520000	I.10
HDC HE 6 FP	1873520000	B.20
HDC HE 6 FS	1200200000	I.9
HDC HE 6 FS	1200200000	I.8
HDC HE 6 FS	1200200000	B.20
HDC HE 6 FT	1745760000	B.20
HDC HE 6 MC	1200400000	B.20
HDC HE 6 MP	1873530000	I.11
HDC HE 6 MP	1873530000	I.10
HDC HE 6 MP	1873530000	B.20
HDC HE 6 MS	1200000000	I.9
HDC HE 6 MS	1200000000	I.8
HDC HE 6 MS	1200000000	B.20
HDC HE 6 MT	1745820000	B.20
HDC HE CP	1003240000	J.15
HDC HE CP	1003240000	B.102
HDC HE CP	1003240000	B.98
HDC HEE 10 BCM	1826840000	B.34
HDC HEE 10 SCM	1826830000	B.34
HDC HEE 18 BCM	1826820000	B.36
HDC HEE 18 SCM	1826810000	B.36
HDC HEE 32 BCM	1826800000	B.42
HDC HEE 32 BCM	1826800000	B.38
HDC HEE 32 BCM 33-64	1018960000	B.42
HDC HEE 32 SCM	1826790000	B.42
HDC HEE 32 SCM	1826790000	B.38
HDC HEE 32 SCM 33-64	1018950000	B.42
HDC HEE 46 BCM	1826780000	B.40
HDC HEE 46 SCM	1826770000	B.40
HDC HP 250 F 25	1079720000	J.6
HDC HP 250 F 25	1079720000	C.6
HDC HP 250 F 35	1079730000	J.6
HDC HP 250 F 35	1079730000	C.6
HDC HP 250 F 50	1079740000	J.6
HDC HP 250 F 50	1079740000	C.6
HDC HP 250 F 50 PE	1220840000	C.6
HDC HP 250 F 70	1079750000	J.6
HDC HP 250 F 70	1079750000	C.6
HDC HP 250 F 95	1079770000	J.6
HDC HP 250 F 95	1079770000	C.6
HDC HP 250 M 25	1079690000	J.6
HDC HP 250 M 25	1079690000	C.6
HDC HP 250 M 35	1079680000	J.6
HDC HP 250 M 35	1079680000	C.6
HDC HP 250 M 50	1119080000	J.6
HDC HP 250 M 50	1119080000	C.6
HDC HP 250 M 50 PE	1220850000	C.6
HDC HP 250 M 70	1119090000	J.6
HDC HP 250 M 70	1119090000	C.6
HDC HP 250 M 95	1119100000	J.6
HDC HP 250 M 95	1119100000	C.6
HDC HP 250 SHOCKPROTEC	1120130000	C.7
HDC HP 550 F 120	1079820000	J.7
HDC HP 550 F 120	1079820000	C.12
HDC HP 550 F 150	1079830000	J.7
HDC HP 550 F 150	1079830000	C.12
HDC HP 550 F 185	1079840000	J.7
HDC HP 550 F 185	1079840000	C.12
HDC HP 550 F 240	1120600000	J.7
HDC HP 550 F 240	1120600000	C.12
HDC HP 550 F 50	1177100000	J.7
HDC HP 550 F 50	1177100000	C.12
HDC HP 550 F 95	1079810000	J.7
HDC HP 550 F 95	1079810000	C.12
HDC HP 550 M 120	1079780000	J.7
HDC HP 550 M 120	1079780000	C.12
HDC HP 550 M 150	1119110000	J.7
HDC HP 550 M 150	1119110000	C.12
HDC HP 550 M 185	1120580000	J.7

«ЭЛЕКТРО-ПРОФИ» - http://www.ep.ru

Type	Order No.	Page
HDC HP 550 M 185	1120580000	C.12
HDC HP 550 M 240	1120590000	J.7
HDC HP 550 M 240	1120590000	C.12
HDC HP 550 M 50	1157800000	J.7
HDC HP 550 M 50	1157800000	C.12
HDC HP 550 M 95	1079790000	J.7
HDC HP 550 M 95	1079790000	C.12
HDC HP 550 SHOCKPROTEC	1120140000	C.13
HDC HQ 7 CPF	1003220000	J.15
HDC HQ 7 CPF	1003220000	B.100
HDC HQ 7 CPM	1003230000	J.15
HDC HQ 7 CPM	1003230000	B.100
HDC HQ 17 FC	1003200000	B.104
HDC HQ 17 MC	1003210000	B.104
HDC HQ 4/2 FC	1003160000	B.106
HDC HQ 4/2 MC	1003170000	B.106
HDC HQ 5 FC	1912460000	B.98
HDC HQ 5 MC	1912440000	B.98
HDC HQ 7 FC	1003180000	B.100
HDC HQ 7 MC	1003190000	B.100
HDC HQ 8 FC	1919980000	B.102
HDC HQ 8 MC	1919970000	B.102
HDC HQM ALU	1003050000	E.11
HDC HQM ALU	1003050000	B.105
HDC HQM TOLU 1PG21	1003080000	E.10
HDC HQM TOLU 1PG21	1003080000	B.105
HDC HQM TSLU 1PG21	1003100000	E.10
HDC HQM TSLU 1PG21	1003100000	B.105
HDC HQP ALU	1003040000	E.9
HDC HQP ALU	1003040000	B.107
HDC HQP ALU	1003040000	B.103
HDC HQP AWLU	1003060000	E.9
HDC HQP AWLU	1003060000	B.107
HDC HQP AWLU	1003060000	B.103
HDC HQP DMD 2BO	1003130000	E.11
HDC HQP DMD 2BO	1003130000	E.9
HDC HQP DMD 2BO	1003130000	B.107
HDC HQP DMD 2BO	1003130000	B.105
HDC HQP DMD 2BO	1003130000	B.103
HDC HQP DOD 2BO	1003140000	E.11
HDC HQP DOD 2BO	1003140000	E.9
HDC HQP DOD 2BO	1003140000	B.107
HDC HQP DOD 2BO	1003140000	B.105
HDC HQP DOD 2BO	1003140000	B.103
HDC HQP KOLU 1PG16	1003120000	E.9
HDC HQP KOLU 1PG16	1003120000	B.107
HDC HQP KOLU 1PG16	1003120000	B.103
HDC HQP SLU 1PG16	1003110000	E.9
HDC HQP SLU 1PG16	1003110000	B.107
HDC HQP SLU 1PG16	1003110000	B.103
HDC HQP TOLU 1PG16	1003070000	E.8
HDC HQP TOLU 1PG16	1003070000	B.107
HDC HQP TOLU 1PG16	1003070000	B.103
HDC HQP TSLU 1PG16	1003090000	E.8
HDC HQP TSLU 1PG16	1003090000	B.107
HDC HQP TSLU 1PG16	1003090000	B.103
HDC HSB 6 FS	1498900000	I.28
HDC HSB 6 FS	1498900000	B.94
HDC HSB 6 FS	1498900000	B.92
HDC HSB 6 FS 7 - 12	1499000000	B.94
HDC HSB 6 MS	1498700000	I.28
HDC HSB 6 MS	1498700000	B.94
HDC HSB 6 MS	1498700000	B.92
HDC HSB 6 MS 7 - 12	1498800000	B.94
HDC HTC F	1023880000	G.4
HDC HTC M	1023890000	G.4
HDC HTC MOUNTING	1049370000	G.4
HDC HVE 10+2 FS	1651360000	B.88
HDC HVE 10+2 FT CtH	1967260000	B.88
HDC HVE 10+2 MS	1651350000	B.88
HDC HVE 10+2 MT CtH	1967210000	B.88
HDC HVE 3+2 FS	1651320000	B.84
HDC HVE 3+2 FT CtH	1967220000	B.84
HDC HVE 3+2 MS	1651310000	B.84
HDC HVE 3+2 MT CtH	1967230000	B.84
HDC HVE 6+2 FS	1651340000	B.86
HDC HVE 6+2 FT CtH	1967240000	B.86
HDC HVE 6+2 MS	1651330000	B.86
HDC HVE 6+2 MT CtH	1967250000	B.86
HDC IP65 06B FRAME M4	1081550000	F.7
HDC IP65 10B FRAME M4	1081560000	F.9
HDC IP65 16B FRAME M4	1081570000	F.11
HDC IP65 24B FRAME M4	1081580000	F.13
HDC IP68 24B ASS	1079920000	C.12
HDC IP68 24B ASS	1079920000	C.6
HDC IP68 24B MD 2M25	1120010000	C.12
HDC IP68 24B MD 2M25	1120010000	C.7
HDC IP68 24B MD 2M32	1120000000	C.12
HDC IP68 24B MD 2M32	1120000000	C.7
HDC IP68 24B MD 3M40	1119970000	C.12
HDC IP68 24B MD 3M40	1119970000	C.7
HDC IP68 24B TO	1079930000	C.12
HDC IP68 24B TO	1079930000	C.6
HDC IP68 04A ADS	1083130000	H.9
HDC IP68 04A ADS	1083130000	F.5
HDC IP68 04A ADS 1PG13	1083120000	H.9
HDC IP68 04A ADS 1PG13	1083120000	F.5
HDC IP68 04A AS	1081470000	H.9
HDC IP68 04A AS	1081470000	F.5
HDC IP68 04A AWS	1081490000	H.9

Type	Order No.	Page
HDC IP68 04A AWS	1081490000	F.5
HDC IP68 04A AWS 1M20	1081480000	H.9
HDC IP68 04A AWS 1M20	1081480000	F.5
HDC IP68 04A COVER	1083110000	H.9
HDC IP68 04A COVER	1083110000	F.5
HDC IP68 04A TOS 1M20	1082390000	H.8
HDC IP68 04A TOS 1M20	1082390000	F.4
HDC IP68 04A TOS 1PG13	1082410000	H.8
HDC IP68 04A TOS 1PG13	1082410000	F.4
HDC IP68 06B AS	1081510000	F.7
HDC IP68 06B COVER	1083060000	F.7
HDC IP68 06B FRAME M6	1110890000	F.7
HDC IP68 06B SS 2M20	1081250000	F.7
HDC IP68 06B SS 1M20	1081180000	F.7
HDC IP68 06B SS 1M25	1081190000	F.7
HDC IP68 06B SS 1M32	1081210000	F.7
HDC IP68 06B SS 1PG29	1081230000	F.7
HDC IP68 06B SS 2M25	1081240000	F.7
HDC IP68 06B SS 2M32	1081220000	F.7
HDC IP68 06B SS 2PG29	1081260000	F.7
HDC IP68 06B TOS 1M20	1082420000	F.6
HDC IP68 06B TOS 1M25	1082430000	F.6
HDC IP68 06B TOS 1M32	1082440000	F.6
HDC IP68 06B TOS 1M40	1082450000	F.6
HDC IP68 06B TOS 1PG16	1082460000	F.6
HDC IP68 06B TOS 1PG21	1082470000	F.6
HDC IP68 06B TOS 1PG29	1082480000	F.6
HDC IP68 06B TSS 1M20	1082510000	F.6
HDC IP68 06B TSS 1M25	1082530000	F.6
HDC IP68 06B TSS 1M32	1082550000	F.6
HDC IP68 06B TSS 1PG16	1082560000	F.6
HDC IP68 06B TSS 1PG21	1082570000	F.6
HDC IP68 10B AS	1081520000	F.9
HDC IP68 10B COVER	1083070000	F.9
HDC IP68 10B FRAME M6	1110900000	F.9
HDC IP68 10B SS 1M20	1081270000	F.9
HDC IP68 10B SS 1M32	1081280000	F.9
HDC IP68 10B SS 1PG29	1081290000	F.9
HDC IP68 10B SS 2M20	1081310000	F.9
HDC IP68 10B SS 2M32	1081320000	F.9
HDC IP68 10B SS 2PG29	1081330000	F.9
HDC IP68 10B TOS 1M20	1082580000	F.8
HDC IP68 10B TOS 1M25	1082590000	F.8
HDC IP68 10B TOS 1M32	1082610000	F.8
HDC IP68 10B TOS 1PG16	1082620000	F.8
HDC IP68 10B TOS 1PG21	1082630000	F.8
HDC IP68 10B TOS 1PG29	1082640000	F.8
HDC IP68 10B TSS 1M20	1082690000	F.8
HDC IP68 10B TSS 1M25	1082650000	F.8
HDC IP68 10B TSS 1M32	1082660000	F.8
HDC IP68 10B TSS 1PG21	1082670000	F.8
HDC IP68 10B TSS 1PG29	1082680000	F.8
HDC IP68 16B AS	1081530000	F.11
HDC IP68 16B COVER	1083080000	F.11
HDC IP68 16B FRAME M6	1110910000	F.11
HDC IP68 16B SS	1081340000	F.11
HDC IP68 16B SS 1M32	1081350000	F.11
HDC IP68 16B SS 1M40	1081360000	F.11
HDC IP68 16B SS 1PG36	1081380000	F.11
HDC IP68 16B SS 2M32	1081390000	F.11
HDC IP68 16B SS 2M40	1081370000	F.11
HDC IP68 16B TOS 1M25	1082700000	F.10
HDC IP68 16B TOS 1M32	1082710000	F.10
HDC IP68 16B TOS 1M40	1082720000	F.10
HDC IP68 16B TOS 1M50	1082730000	F.10
HDC IP68 16B TOS 1PG21	1082750000	F.10
HDC IP68 16B TOS 1PG29	1082760000	F.10
HDC IP68 16B TOS 1PG36	1082770000	F.10
HDC IP68 16B TOS 2M25	1082780000	F.10
HDC IP68 16B TOS 2PG21	1082740000	F.10
HDC IP68 16B TSS 1M32	1082800000	F.10
HDC IP68 16B TSS 1M40	1082810000	F.10
HDC IP68 16B TSS 1M50	1082820000	F.10
HDC IP68 16B TSS 1PG21	1082830000	F.10
HDC IP68 16B TSS 1PG29	1082840000	F.10
HDC IP68 16B TSS 1PG36	1082850000	F.10
HDC IP68 24B AS	1081540000	F.13
HDC IP68 24B COVER	1083090000	F.13
HDC IP68 24B FRAME M6	1110920000	F.13
HDC IP68 24B HP FRAME	1282820000	C.12
HDC IP68 24B HP FRAME	1282820000	C.6
HDC IP68 24B MD	1119950000	C.12
HDC IP68 24B MD	1119950000	C.7
HDC IP68 24B MD 2M40	1119990000	C.12
HDC IP68 24B MD 2M40	1119990000	C.7
HDC IP68 24B MD 3M25	1079910000	C.12
HDC IP68 24B MD 3M25	1079910000	C.7
HDC IP68 24B MD 3M32	1119980000	C.12
HDC IP68 24B MD 3M32	1119980000	C.7
HDC IP68 24B MD 4M25 T1	1160450000	C.7
HDC IP68 24B MD 4M25 T2	1220860000	C.7
HDC IP68 24B SS	1081450000	F.13
HDC IP68 24B SS 1M40	1081410000	F.13
HDC IP68 24B SS 1PG36	1081430000	F.13
HDC IP68 24B SS 2M40	1081420000	F.13
HDC IP68 24B SS 2PG36	1081440000	F.13
HDC IP68 24B TOS 1M32	1082860000	F.12
HDC IP68 24B TOS 1M40	1082870000	F.12
HDC IP68 24B TOS 1M50	1082880000	F.12
HDC IP68 24B TOS 1PG21	1082900000	F.12

Type	Order No.	Page
HDC IP68 24B TOS 1PG29	1082920000	F.12
HDC IP68 24B TOS 1PG36	1082930000	F.12
HDC IP68 24B TOS 2M32	1082940000	F.12
HDC IP68 24B TOS 2M40	1082950000	F.12
HDC IP68 24B TOS 2PG29	1082910000	F.12
HDC IP68 24B TOS 3M25	1082960000	F.12
HDC IP68 24B TSS 1M32	1082970000	F.12
HDC IP68 24B TSS 1M40	1082980000	F.12
HDC IP68 24B TSS 1M50	1082990000	F.12
HDC IP68 24B TSS 1PG29	1083000000	F.12
HDC IP68 24B TSS 1PG36	1083010000	F.12
HDC IP68 HP24 A	1120040000	C.12
HDC IP68 HP24 A	1120040000	C.6
HDC KIT HA 04.402 M	1802700000	I.6
HDC KIT HA 04.406 M	1802720000	I.6
HDC KIT HE 06.100 M	1802730000	I.8
HDC KIT HE 06.101 M	1802740000	I.8
HDC KIT HE-P 06.10	1027660000	I.11
HDC KIT HE-P 06.10 M	1027650000	I.10
HDC KIT HE-P 06.11	1061710000	I.11
HDC KIT HE-P 06.11 M	1061720000	I.10
HDC KIT HE-P 10.110	1027680000	I.15
HDC KIT HE-P 10.110 M	1027670000	I.14
HDC KIT HE-P 10.111	1061730000	I.15
HDC KIT HE-P 10.111 M	1061740000	I.14
HDC KIT HE-P 16.120	1027640000	I.19
HDC KIT HE-P 16.120 M	1027690000	I.18
HDC KIT HE-P 16.121	1061750000	I.19
HDC KIT HE-P 16.121 M	1061770000	I.18
HDC KIT HE-P 24.130	1061780000	I.23
HDC KIT HE-P 24.130 M	1061790000	I.22
HDC KIT HE-P 24.131	1061800000	I.23
HDC KIT HE-P 24.131 M	1061700000	I.22
HDC PE HA SCREW M4X5.5	1025660000	J.21
HDC PE HD/ HDD/CF SCREW M4x6	1029440000	J.21
HDC PE HE SCREW M4X7.8	1025670000	J.21
HDC PE HSB/S SCREW M5x8	1029470000	J.21
HDC PE S6/6 SCREW M4x8	1029520000	J.21
HDC S12/2 FC	1023330000	B.128
HDC S12/2 MC	1023340000	B.128
HDC S4 0 BAS	1789970000	B.118
HDC S4 0 SAS	1789960000	B.118
HDC S4 BAS	1789980000	B.114
HDC S4 SAS	1789990000	B.114
HDC S4/0 FS	1023210000	B.120
HDC S4/0 MS	1023220000	B.120
HDC S4/2 FS	1023230000	B.122
HDC S4/2 MS	1023240000	B.122
HDC S4/8 FS	1023250000	B.130
HDC S4/8 MS	1023260000	B.130
HDC S6 12 BAS	1790010000	B.126
HDC S6 12 SAS	1790000000	B.126
HDC S6 6 BAS	1790020000	B.132
HDC S6 6 SAS	1790030000	B.132
HDC S6/36 FC	1023310000	B.124
HDC S6/36 MC	1023320000	B.124
HDC S8/0 FAS	1023350000	B.134
HDC S8/0 MAS	1023360000	B.134
HDC S8/24 FC	1023270000	B.116
HDC S8/24 MC	1023290000	B.116
HDC SCHRAUBADAPTER	1002790000	J.23
HDC SCREW ADAPTER W/O T	1028030000	J.23
HDC SHIELD CLAMP 10.0	1912250000	J.20
HDC SHIELD CLAMP 4.5	1912190000	J.20
HDC SHIELD CLAMP 5.0	1912200000	J.20
HDC SHIELD CLAMP 6.0	1912210000	J.20
HDC SHIELD CLAMP 7.0	1912220000	J.20
HDC SHIELD CLAMP 8.0	1912230000	J.20
HDC SHIELD CLAMP 9.0	1912240000	J.20
HDC SHIELD CLAMP 14.0	1002820000	J.20
HDC SHIELD LEVER 3 SC	1867390000	J.16
HDC SHIELD LEVER 4 SC	1867370000	J.16
HDC SHIELD LEVER 6 SC	1867380000	J.16
HDC SHIELD LEVER 8 LL	1011380000	J.17
HDC SHIELD LEVER 8 SC	1867360000	J.16
HDC-C-CM-BUS-B0.33-0.52	1027270000	H.6
HDC-C-CM-BUS-B0.33-0.52	1027270000	D.18
HDC-C-CM-BUS-S0.33-0.52	1027260000	H.6
HDC-C-CM-BUS-S0.33-0.52	1027260000	D.18
HDC-C-HD-B-LWL1.0POF	1773640000	J.10
HDC-C-HD-BM0.14-0.37AG	1651570000	J.9
HDC-C-HD-BM0.14-0.37AG	1651570000	J.4
HDC-C-HD-BM0.14-0.37AG	1651570000	H.5
HDC-C-HD-BM0.14-0.37AU	1651670000	J.9
HDC-C-HD-BM0.14-0.37AU	1651670000	J.4
HDC-C-HD-BM0.14-0.37AU	1651670000	H.5
HDC-C-HD-BM0.5AG	1651580000	J.9
HDC-C-HD-BM0.5AG	1651580000	J.4
HDC-C-HD-BM0.5AG	1651580000	H.5
HDC-C-HD-BM0.5AU	1651680000	J.9
HDC-C-HD-BM0.5AU	1651680000	J.4
HDC-C-HD-BM0.5AU	1651680000	H.5
HDC-C-HD-BM0.75-1.00AG	1601760000	J.9
HDC-C-HD-BM0.75-1.00AG	1601760000	J.4
HDC-C-HD-BM0.75-1.00AG	1601760000	H.5
HDC-C-HD-BM0.75-1.00AU	1651690000	J.9
HDC-C-HD-BM0.75-1.00AU	1651690000	J.4
HDC-C-HD-BM0.75-1.00AU	1651690000	H.5
HDC-C-HD-BM1.5AG	1651600000	J.9

Type	Order No.	Page
HDC-C-HD-BM1.5AG	1651600000	J.4
HDC-C-HD-BM1.5AG	1651600000	H.5
HDC-C-HD-BM1.5AU	1651700000	J.9
HDC-C-HD-BM1.5AU	1651700000	J.4
HDC-C-HD-BM1.5AU	1651700000	H.5
HDC-C-HD-BM2.5AG	1651610000	J.9
HDC-C-HD-BM2.5AG	1651610000	J.4
HDC-C-HD-BM2.5AG	1651610000	H.5
HDC-C-HD-BM2.5AU	1651710000	J.9
HDC-C-HD-BM2.5AU	1651710000	J.4
HDC-C-HD-BM2.5AU	1651710000	H.5
HDC-C-HD-S-LWL1.0POF	1773630000	J.10
HDC-C-HD-SM0.14-0.37AG	1651520000	J.9
HDC-C-HD-SM0.14-0.37AG	1651520000	J.4
HDC-C-HD-SM0.14-0.37AG	1651520000	H.5
HDC-C-HD-SM0.14-0.37AU	1651620000	J.9
HDC-C-HD-SM0.14-0.37AU	1651620000	J.4
HDC-C-HD-SM0.14-0.37AU	1651620000	H.5
HDC-C-HD-SM0.5AG	1651530000	J.9
HDC-C-HD-SM0.5AG	1651530000	J.4
HDC-C-HD-SM0.5AG	1651530000	H.5
HDC-C-HD-SM0.5AU	1651630000	J.9
HDC-C-HD-SM0.5AU	1651630000	J.4
HDC-C-HD-SM0.5AU	1651630000	H.5
HDC-C-HD-SM0.75-1.00AG	1601750000	J.9
HDC-C-HD-SM0.75-1.00AG	1601750000	J.4
HDC-C-HD-SM0.75-1.00AG	1601750000	H.5
HDC-C-HD-SM0.75-1.00AU	1651640000	J.9
HDC-C-HD-SM0.75-1.00AU	1651640000	J.4
HDC-C-HD-SM0.75-1.00AU	1651640000	H.5
HDC-C-HD-SM1.5AG	1651550000	J.9
HDC-C-HD-SM1.5AG	1651550000	J.4
HDC-C-HD-SM1.5AG	1651550000	H.5
HDC-C-HD-SM1.5AU	1651650000	J.9
HDC-C-HD-SM1.5AU	1651650000	J.4
HDC-C-HD-SM1.5AU	1651650000	H.5
HDC-C-HD-SM2.5AG	1651560000	J.9
HDC-C-HD-SM2.5AG	1651560000	J.4
HDC-C-HD-SM2.5AG	1651560000	H.5
HDC-C-HD-SM2.5AU	1651660000	J.9
HDC-C-HD-SM2.5AU	1651660000	J.4
HDC-C-HD-SM2.5AU	1651660000	H.5
HDC-C-HE-BM0.5AG	1201100000	J.9
HDC-C-HE-BM0.5AG	1201100000	J.4
HDC-C-HE-BM0.5AG	1201100000	H.6
HDC-C-HE-BM0.5AU	1651470000	J.9
HDC-C-HE-BM0.5AU	1651470000	J.4
HDC-C-HE-BM0.5AU	1651470000	H.6
HDC-C-HE-BM0.75-1.00AG	1201200000	J.9
HDC-C-HE-BM0.75-1.00AG	1201200000	J.4
HDC-C-HE-BM0.75-1.00AG	1201200000	H.6
HDC-C-HE-BM0.75-1.00AU	1651480000	J.9
HDC-C-HE-BM0.75-1.00AU	1651480000	J.4
HDC-C-HE-BM0.75-1.00AU	1651480000	H.6
HDC-C-HE-BM1.5AG	1201300000	J.9
HDC-C-HE-BM1.5AG	1201300000	J.4
HDC-C-HE-BM1.5AG	1201300000	H.6
HDC-C-HE-BM1.5AU	1651490000	J.9
HDC-C-HE-BM1.5AU	1651490000	J.4
HDC-C-HE-BM1.5AU	1651490000	H.6
HDC-C-HE-BM2.5AG	1201400000	J.9
HDC-C-HE-BM2.5AG	1201400000	J.4
HDC-C-HE-BM2.5AG	1201400000	H.6
HDC-C-HE-BM2.5AU	1651500000	J.9
HDC-C-HE-BM2.5AU	1651500000	J.4
HDC-C-HE-BM2.5AU	1651500000	H.6
HDC-C-HE-BM4.0AG	1201500000	J.9
HDC-C-HE-BM4.0AG	1201500000	J.4
HDC-C-HE-BM4.0AG	1201500000	H.6
HDC-C-HE-BM4.0AU	1651510000	J.9
HDC-C-HE-BM4.0AU	1651510000	J.4
HDC-C-HE-BM4.0AU	1651510000	H.6
HDC-C-HE-BM4.65AU	1116530000	J.9
HDC-C-HE-BM4.65AU	1116530000	J.4
HDC-C-HE-BM4.65AU	1116530000	H.6
HDC-C-HE-BM4.65AU	1116530000	D.18
HDC-C-HE-SM0.5AG	1200500000	J.9
HDC-C-HE-SM0.5AG	1200500000	J.4
HDC-C-HE-SM0.5AG	1200500000	H.6
HDC-C-HE-SM0.5AU	1651420000	J.9
HDC-C-HE-SM0.5AU	1651420000	J.4
HDC-C-HE-SM0.5AU	1651420000	H.6
HDC-C-HE-SM0.75-1.00AG	1200600000	J.9
HDC-C-HE-SM0.75-1.00AG	1200600000	J.4
HDC-C-HE-SM0.75-1.00AG	1200600000	H.6
HDC-C-HE-SM0.75-1.00AU	1651430000	J.9
HDC-C-HE-SM0.75-1.00AU	1651430000	J.4
HDC-C-HE-SM0.75-1.00AU	1651430000	H.6
HDC-C-HE-SM1.5AG	1200700000	J.9
HDC-C-HE-SM1.5AG	1200700000	J.4
HDC-C-HE-SM1.5AG	1200700000	H.6
HDC-C-HE-SM1.5AU	1651440000	J.9
HDC-C-HE-SM1.5AU	1651440000	J.4
HDC-C-HE-SM1.5AU	1651440000	H.6
HDC-C-HE-SM2.5AG	1200800000	J.9
HDC-C-HE-SM2.5AG	1200800000	J.4
HDC-C-HE-SM2.5AG	1200800000	H.6
HDC-C-HE-SM2.5AU	1651450000	J.9
HDC-C-HE-SM2.5AU	1651450000	J.4
HDC-C-HE-SM2.5AU	1651450000	H.6

«ЭЛЕКТРО-ПРОФИ» - http://www.ep.ru

Type	Order No.	Page
HDC-C-HE-SM4.0AG	1200900000	J.9
HDC-C-HE-SM4.0AG	1200900000	J.4
HDC-C-HE-SM4.0AG	1200900000	H.6
HDC-C-HE-SM4.0AU	1651460000	J.9
HDC-C-HE-SM4.0AU	1651460000	J.4
HDC-C-HE-SM4.0AU	1651460000	H.6
HDC-C-HE-SM4.65AU	1116540000	J.9
HDC-C-HE-SM4.65AU	1116540000	J.4
HDC-C-HE-SM4.65AU	1116540000	H.6
HDC-C-HE-SM4.65AU	1116540000	D.18
HDC-CM-1BPN2.5	1894780000	D.23
HDC-CM-1BPN4.0	1894720000	D.23
HDC-CM-1SPN2.5	1894730000	D.23
HDC-CM-1SPN4.0	1894740000	D.23
HDC-CM-2BPN2.5	1894750000	D.23
HDC-CM-2BPN4.0	1894760000	D.23
HDC-CM-2SPN2.5	1894770000	D.23
HDC-CM-2SPN4.0	1894710000	D.23
HDC-C-M3-BM1.5AG	1698130000	J.8
HDC-C-M3-BM1.5AG	1698130000	D.9
HDC-C-M3-BM1.5AG	1698130000	D.4
HDC-C-M3-BM10.0AG	1682310000	J.8
HDC-C-M3-BM10.0AG	1682310000	D.9
HDC-C-M3-BM10.0AG	1682310000	D.4
HDC-C-M3-BM2.5AG	1698150000	J.8
HDC-C-M3-BM2.5AG	1698150000	D.9
HDC-C-M3-BM2.5AG	1698150000	D.4
HDC-C-M3-BM4.0AG	1682270000	J.8
HDC-C-M3-BM4.0AG	1682270000	D.9
HDC-C-M3-BM4.0AG	1682270000	D.4
HDC-C-M3-BM6.0AG	1682290000	J.8
HDC-C-M3-BM6.0AG	1682290000	D.9
HDC-C-M3-BM6.0AG	1682290000	D.4
HDC-C-M3-SM1.5AG	1698120000	J.8
HDC-C-M3-SM1.5AG	1698120000	D.9
HDC-C-M3-SM1.5AG	1698120000	D.4
HDC-C-M3-SM10.0AG	1682300000	J.8
HDC-C-M3-SM10.0AG	1682300000	D.9
HDC-C-M3-SM10.0AG	1682300000	D.4
HDC-C-M3-SM2.5AG	1698140000	J.8
HDC-C-M3-SM2.5AG	1698140000	D.9
HDC-C-M3-SM2.5AG	1698140000	D.4
HDC-C-M3-SM4.0AG	1682260000	J.8
HDC-C-M3-SM4.0AG	1682260000	D.9
HDC-C-M3-SM4.0AG	1682260000	D.4
HDC-C-M3-SM6.0AG	1682280000	J.8
HDC-C-M3-SM6.0AG	1682280000	D.9
HDC-C-M3-SM6.0AG	1682280000	D.4
HDC-CM-4BZF AG	1730130000	D.6
HDC-CM-4SZF AG	1730120000	D.6
HDC-C-M5-BM0.5AG	1682330000	J.8
HDC-C-M5-BM0.5AG	1682330000	D.7
HDC-C-M5-BM0.75-1.0AG	1682350000	J.8
HDC-C-M5-BM0.75-1.0AG	1682350000	D.7
HDC-C-M5-BM1.5AG	1682370000	J.8
HDC-C-M5-BM1.5AG	1682370000	D.7
HDC-C-M5-BM2.5AG	1682390000	J.8
HDC-C-M5-BM2.5AG	1682390000	D.7
HDC-C-M5-BM4.0AG	1682410000	J.8
HDC-C-M5-BM4.0AG	1682410000	D.7
HDC-C-M5-SM0.5AG	1682320000	J.8
HDC-C-M5-SM0.5AG	1682320000	D.7
HDC-C-M5-SM0.75-1.0AG	1682340000	J.8
HDC-C-M5-SM0.75-1.0AG	1682340000	D.7
HDC-C-M5-SM1.5AG	1682360000	J.8
HDC-C-M5-SM1.5AG	1682360000	D.7
HDC-C-M5-SM2.5AG	1682380000	J.8
HDC-C-M5-SM2.5AG	1682380000	D.7
HDC-C-M5-SM4.0AG	1682400000	J.8
HDC-C-M5-SM4.0AG	1682400000	D.7
HDC-CR10-3B GR	1758470000	D.28
HDC-CR10-3S GR	1758460000	D.28
HDC-CR16-5B GR	1758490000	D.40
HDC-CR16-5B GR	1758490000	D.32
HDC-CR16-5B-2 GR	1758530000	D.40
HDC-CR16-5S GR	1758480000	D.40
HDC-CR16-5S GR	1758480000	D.32
HDC-CR16-5S-2 GR	1758520000	D.40
HDC-CR24-7B GR	1758510000	D.42
HDC-CR24-7B GR	1758510000	D.36
HDC-CR24-7B-2 GR	1758550000	D.42
HDC-CR24-7S GR	1758500000	D.42
HDC-CR24-7S GR	1758500000	D.36
HDC-CR24-7S-2 GR	1758540000	D.42
HDC-CR6-2B GR	1758450000	D.24
HDC-CR6-2S GR	1758440000	D.24
HDC-DW-M0D	1688200000	K.25
HDC-HB10 AWVL FD	1855680000	J.25
HDC-KIT-HA 03.300	1712560000	I.5
HDC-KIT-HA 03.300 M	1802470000	I.4
HDC-KIT-HA 03.301	1712570000	I.5
HDC-KIT-HA 03.301 M	1802460000	I.4
HDC-KIT-HA 03.302	1712580000	I.5
HDC-KIT-HA 03.302 M	1802450000	I.4
HDC-KIT-HA 03.404	1712630000	I.5
HDC-KIT-HA 04.400	1712590000	I.7
HDC-KIT-HA 04.400 M	1802440000	I.6
HDC-KIT-HA 04.401	1712600000	I.7
HDC-KIT-HA 04.401 M	1802430000	I.6
HDC-KIT-HA 04.402	1712610000	I.7

Type	Order No.	Page
HDC-KIT-HA 04.406	1712650000	I.7
HDC-KIT-HE 06.100	1712460000	I.9
HDC-KIT-HE 06.101	1712660000	I.9
HDC-KIT-HE 10.110	1712510000	I.13
HDC-KIT-HE 10.110 M	1802420000	I.12
HDC-KIT-HE 10.111	1712670000	I.13
HDC-KIT-HE 10.111 M	1802410000	I.12
HDC-KIT-HE 16.120	1712520000	I.17
HDC-KIT-HE 16.120 M	1802400000	I.16
HDC-KIT-HE 16.121	1712680000	I.17
HDC-KIT-HE 16.121 M	1802390000	I.16
HDC-KIT-HE 24.130	1712530000	I.21
HDC-KIT-HE 24.130 M	1802380000	I.20
HDC-KIT-HE 24.131	1712690000	I.21
HDC-KIT-HE 24.131 M	1802480000	I.20
HDC-KIT-HE 32.140	1712540000	I.25
HDC-KIT-HE 32.140 M	1802370000	I.24
HDC-KIT-HE 48.150	1712550000	I.27
HDC-KIT-HE 48.150 M	1802360000	I.26
HDC-KIT-HSB 06.500	1724000000	I.28
HTF HYB	1119580000	J.9
HTF HYB	1119580000	D.22
HTX-HDC/POF	9010950000	K.19
HTX-HDC/POF	9010950000	J.11
HUELSE REMOVAL TOOL HD	1044100000	K.25
HÜLSE REMOVAL TOOL CM 3	1044080000	K.25
HÜLSE REMOVAL TOOL CM 5	1044090000	K.25

I

Type	Order No.	Page
IE-BH-V05M	1963530000	H.11
IE-BIC-HYB-P-0,5-300	1096150000	J.9
IE-BIC-HYB-P-0,5-300	1096150000	D.22
IE-BI-HYB-10P	1069010000	D.22
IE-BI-LCD-MM-C	1964420000	D.21
IE-BI-LCD-SM-C	1962880000	D.21
IE-BI-RJ45-C	1962840000	H.13
IE-BI-RJ45-C	1962840000	D.21
IE-BI-RJ45-FJ-A	1962850000	H.13
IE-BI-RJ45-FJ-A	1962850000	D.21
IE-BI-RJ45-FJ-B	1963840000	H.13
IE-BI-RJ45-FJ-B	1963840000	D.21
IE-BI-RJ45-FJ-P	1963830000	H.13
IE-BI-RJ45-FJ-P	1963830000	D.21
IE-BI-SCRJ2SC-MM-C	1964430000	D.21
IE-BI-SCRJ2SC-SM-C	1962870000	D.21
IE-BI-USB-A	1019570000	H.14
IE-BI-USB-AB	1131380000	H.14
IE-BP-V05M	1968930000	H.11
IE-BS-V05M-RJ45-C	1963510000	H.11
IE-BS-V05M-RJ45-FJ-A	1963460000	H.11
IE-BS-V05M-RJ45-FJ-P	1963700000	H.11
IE-CST	9204350000	K.11
IE-CST	9204350000	D.22
IE-CTC-AS-LC-GOF	1033350000	D.22
IE-CTC-AS-SC-POF	1033360000	D.22
IE-CTC-SCST-GOF	1032030000	D.22
IE-CTI-LC-GOF	9205290000	K.18
IE-CTI-SC-GOF	9205280000	K.18
IE-CTI-SC-GOF-P	9205310000	K.18
IE-CTI-SC-POF	9205300000	K.18
IE-CT-LC-GOF	9205330000	K.18
IE-CT-LC-GOF	9205330000	D.22
IE-CT-SC-GOF	9205320000	K.18
IE-CT-SC-GOF	9205320000	D.22
IE-CT-SC-GOF-P	9205350000	K.18
IE-CT-SC-GOF-P	9205350000	D.22
IE-CT-SC-POF	9205340000	K.18
IE-CT-SC-POF	9205340000	D.22
IE-KO-HAT	1966810000	K.6
IE-PH-V05M	1962540000	H.10
IE-PI-2LC-MM	1962780000	D.21
IE-PI-2LC-SM	1962790000	D.21
IE-PI-2SC-MM	1962750000	D.21
IE-PI-2SC-POF	1962770000	D.21
IE-PI-2SC-SM	1962760000	D.21
IE-PIC-HYB-S-0,5-300	1096180000	J.9
IE-PIC-HYB-S-0,5-300	1096180000	D.22
IE-PI-HYB-10P	1068990000	D.22
IE-PI-RJ45-FH	1962730000	H.12
IE-PI-RJ45-FH	1962730000	D.21
IE-PI-RJ45-FH-A	1132010000	H.12
IE-PI-RJ45-FH-A	1132010000	D.21
IE-PI-RJ45-FH-B	1132020000	H.12
IE-PI-RJ45-FH-B	1132020000	D.21
IE-PI-RJ45-FH-P	1132030000	H.12
IE-PI-RJ45-FH-P	1132030000	D.21
IE-PI-RJ45-TH	1962720000	H.12
IE-PI-RJ45-TH	1962720000	D.21
IE-PP-V05M	1968920000	H.10
IE-PS-V05M-A-RJ45-FH	1077300000	H.10
IE-PS-V05M-RJ45-FH	1963200000	H.10
IE-PS-V05M-RJ45-FH-B	1271250000	H.10
IE-PS-V05M-RJ45-TH	1963110000	H.10
IS 2 KG	1806630000	K.24
IS 2 KG	1806630000	B.111
IS 3 KG	1806650000	K.24
IS 3 KG	1806650000	B.111
IS 4 KG	1806660000	K.24
IS 4 KG	1806660000	B.111

K

Type	Order No.	Page
KOBBS 19X55	9205040000	K.6
KOBBS 19X75	9204780000	K.6
KOBBS 9.5X50	9205030000	K.6
KOK-112X36	9204870000	K.6
KOK-52X36	9204820000	K.6
KOK-65X36	9204830000	K.6
KOK-86X36	9204850000	K.6
KT 12	9002660000	K.4
KT 45 R	9202040000	K.5
KT 8	9002650000	K.4
KT 8	9002650000	J.11
KT 8	9002650000	D.22
KV 11-M	1656390000	L.11
KV 13-M	1656400000	L.11
KV 16-M	1656410000	L.11
KV 21-M	1656420000	L.11
KV 29-M	1656430000	L.11

L

Type	Order No.	Page
LM MT300 105X105 SI	1975160000	M.7
LM MT300 105X148 GE	1724171687	M.7
LM MT300 105X148 SI	1724170001	M.7
LM MT300 105X148 WS	1724171044	M.7
LM MT300 12X6 GE	1882910000	M.7
LM MT300 15X4,63 GE	1724141687	M.7
LM MT300 15X4,63 SI	1724140001	M.7
LM MT300 15X4,63 WS	1724141044	M.7
LM MT300 15X6 GE	1686361687	M.7
LM MT300 15X6 SI I	1686360001	M.7
LM MT300 15X6 WS	1686361044	M.7
LM MT300 15X9 GE	1882890000	M.7
LM MT300 17x6 GE	1835820000	M.7
LM MT300 17X9 GE	1724151687	M.7
LM MT300 17X9 SI	1724150001	M.7
LM MT300 17X9 WS	1724151044	M.7
LM MT300 18X6,5 GE	1749321687	M.7
LM MT300 18X6,5 SI	1749320001	M.7
LM MT300 18X6,5 WS	1749321044	M.7
LM MT300 19.05x6.3 GE	1835830000	M.7
LM MT300 202x12 GE	1915320000	M.7
LM MT300 20X8 GE	1686381687	M.7
LM MT300 20X8 SI	1686380001	M.7
LM MT300 20X8 WS	1686381044	M.7
LM MT300 210X148 GE	1724181687	M.7
LM MT300 210X148 SI	1724180001	M.7
LM MT300 210X148 WS	1724181044	M.7
LM MT300 210X297 GE	1686441687	M.7
LM MT300 210X297 SI	1686440001	M.7
LM MT300 210X297 WS	1686441044	M.7
LM MT300 25,4X12,7 GE	1686391687	M.7
LM MT300 25,4X12,7 SI	1686390001	M.7
LM MT300 25,4X12,7 WS	1686391044	M.7
LM MT300 26,5/17,5 SI	1784340000	M.7
LM MT300 26X10 GE	1686401687	M.7
LM MT300 26X10 SI	1686400001	M.7
LM MT300 26X10 WS	1686401044	M.7
LM MT300 27/8 GE	1861510000	M.7
LM MT300 27x18 SI	1873810000	M.7
LM MT300 30X20 GE	1724161687	M.7
LM MT300 30X20 SI	1724160001	M.7
LM MT300 30X20 WS	1724161044	M.7
LM MT300 40X6 WS	1760461044	M.7
LM MT300 56X22 GE	1686421687	M.7
LM MT300 56X22 SI	1686420001	M.7
LM MT300 56X22 WS	1686421044	M.7
LM MT300 60X36 GE	1686431687	M.7
LM MT300 60X36 SI	1686430001	M.7
LM MT300 60X36 WS	1686431044	M.7
LM MT300 89X34 WS	1003400000	M.7
LM MT300 PA 20x8 GE	1874860000	M.7

M

Type	Order No.	Page
MCP AP BASIC	1139880000	M.13
MCP AP LABLES	1924370000	M.13
MCP AP PLUS	1924360000	M.13
MCP AP SF4-6	1924310000	M.13
MCP BASIC	1139400000	M.12
MCP COVER	1924350000	M.13
MCP EP	1935130000	M.13
MCP EP SFC 3	1058090000	M.13
MCP KLEBESTREIFEN	1924320000	M.13
MCP PLUS	1925000000	M.11
MCP TP-KOF BASIC	1139890000	M.13
M-D-STRIPAX LWL	9003750000	K.19
M-D-STRIPAX LWL	9003750000	D.22
MEHA KP LWL M-D-SPX	9003760000	K.19
MODUFLEX C-CR	1746060000	D.45
MODUFLEX C-KITO.M.MW-1F	1765570000	D.46
MODUFLEX C-KITO.M.MW-2F	1765580000	D.46
MODUFLEX C-KITO.M.MW-3F	1765590000	D.46
MODUFLEX C-KITO.M.MW-4F	1765600000	D.46
MODUFLEX C-KITO.M.MW-5F	1765610000	D.46
MODUFLEX C-MH/ZE	1752970000	D.46
MODUFLEX C-MW	1746070000	D.45
MOFU 35	0495660000	D.45
M-PRINT PRO	1905490000	M.15
M-PRINT PRO ADVANCED	1905500000	M.15
MTR 160	9017250000	K.16
MTR 160	9017250000	J.7
MTR 160	9017250000	J.6
MTR 160	9017250000	C.13
MTR 160	9017250000	C.8
MTR 300	9021390000	K.16
MTR 300	9021390000	J.7
MTR 300	9021390000	J.6
MTR 300	9021390000	C.13
MTR 300	9021390000	C.8
Multi-Stripax 0.25-1.5S	9204540000	K.9
multi-stripax 0.75-4²SL	9203610000	K.9
Multi-Stripax 1.5-6.0S	9204560000	K.9
multi-stripax 16 SL	9202220000	K.9
multi-stripax 6-16	9202210000	K.9
multi-stripax ASI	9202250000	K.9
multi-stripax AWG	9202230000	K.9
multi-stripax® GKW LW	9205760000	K.9
multi-stripax® POF	1208880000	K.9
multi-stripax® PV	1190490000	K.9

P

Type	Order No.	Page
PB LWL/POF	9020400000	K.19
PB LWL/POF	9020400000	J.11
P-CLEANER	1924330000	M.13
P-Ink 2.0	1924340000	M.13
PJ PRO TINTENSET FARBE	1027110000	M.10
PJ PRO TNAW	1024140000	M.10
PJ PRO TNTK INK C	1027050000	M.10
PJ PRO TNTK INK K	1027040000	M.10
PJ PRO TNTK INK M	1027060000	M.10
PJ PRO TNTK INK Y	1027070000	M.10
PLOTTER PEN 0.25 P-INK	1920640000	M.13
PLOTTER PEN 0.35 P-INK	1920650000	M.13
PLOTTER PEN 0.50 P-INK	1005710000	M.13
PLOTTER PEN 0.70 P-INK	1011450000	M.13
Plotterpen 0,18	1768570000	M.13
Plotterpen 0,25	1768540000	M.13
Plotterpen 0,35	1768550000	M.13
Plotterpen 0,5	1768560000	M.13
PLOTTERPEN 0,7	1011440000	M.13
PRINTJET PRO 115V	1024050000	M.10
PRINTJET PRO 230V	1001180001	M.10
PS LWL/POF	9020390000	K.19
PS LWL/POF	9020390000	J.11
PTSC KB 3.0X6 WN1412	1766120000	D.46
PTSC KB 3.0X6 WN1412	1766120000	D.45
PWZ RJ45	1118040000	H.13
PWZ RJ45	1118040000	H.12
PZ 6 Roto	9014350000	K.13

R

Type	Order No.	Page
Reiniger 2000 25ml	1772130000	M.13
Removal Tool CM 3	1866710000	K.25
Removal Tool CM 3	1866710000	J.8
Removal Tool CM 3	1866710000	D.9
Removal Tool CM 3	1866710000	D.4
Removal Tool CM 5	1866720000	K.25
Removal Tool CM 5	1866720000	J.8
Removal Tool CM 5	1866720000	D.7
REMOVAL TOOL HD	1866730000	K.25
Removal Tool HE	1866750000	K.25
Removal Tool HX	1002990000	K.25
RIBBON THM HIRES	1790650000	M.14

S

Type	Order No.	Page
SCHRAUBENDREHER CST	9005720000	K.11
SCHRAUBENHALTER CST	9032060000	K.11
SD 0,4x2,0x60	9037160000	K.22
SD 0,4x2,5x75	9009030000	K.22
SD 0,5x3,0x80	9008320000	K.22
SD 0,6x3,5x100	9008330000	K.22
SD 0,6x3,5x200	9010110000	K.22
SD 0,8x4,0x100	9008340000	K.22
SD 0,8x4,0x100	9008340000	G.4
SD 0,8x4,5x125	9009020000	K.22
SD 1,0x5,5x150	9008350000	K.22
SD 1,2x6,5x150	9009010000	K.22
SD TH10	9009180000	K.22
SD TH15	9009170000	K.22
SD TH20	9009160000	K.22
SD TH8	9009190000	K.22
SDK PH0	9008470000	K.22
SDK PH1	9008480000	K.22
SDK PH2	9008490000	K.22
SDK PH3	9008500000	K.22
SDK PZ0	9008520000	K.22
SDK PZ1	9008530000	K.22
SDK PZ2	9008540000	K.22
SDK PZ3	9008550000	K.22
SDS 2,5-5,5/PH1/2	9009740000	K.23
SDS 2.0-5.5	9205560000	K.23
SHIELD CLAMP 10.0 WO S	1018110000	J.20
SHIELD CLAMP 14.0 WO S	1041490000	J.20
SHIELD CLAMP 4.5 WO S	1018120000	J.20
SHIELD CLAMP 5 WO S	1018130000	J.20

«ЭЛЕКТРО-ПРОФИ» - http://www.ep.ru

Type	Order No.	Page
SHIELD CLAMP 6 WO S	1018150000	J.20
SHIELD CLAMP 7 WO S	1018160000	J.20
SHIELD CLAMP 8 WO S	1018170000	J.20
SHIELD CLAMP 9 WO S	1018180000	J.20
SHIELD LEVER 3 CSB 45°	1017040000	J.19
SHIELD LEVER 3 MOD	1983910000	J.18
SHIELD LEVER 4 CSB 45°	1017050000	J.19
SHIELD LEVER 4 MOD	1983920000	J.18
SHIELD LEVER 6 CSB 45°	1017060000	J.19
SHIELD LEVER 6 MOD	1983930000	J.18
SHIELD LEVER 8 CSB 45°	1017070000	J.19
SHIELD LEVER 8 CSB 45°L	1018760000	J.19
SHIELD LEVER 8 MOD	1983940000	J.18
SHIELD LEVER 8 MOD 35mm	1000950001	J.17
SHIELD LEVER 8 MOD HIGH	1009310000	J.18
SHIELD LEVER 8 MOD HIGH	1009310000	J.17
SK 10,0x125	9009070000	K.22
SKS 2,0-8,0	9008860000	K.24
SM 18/9.5 K MC NE GE	1248590000	M.5
SM 18/9.5 K MC NE GR	1248610000	M.5
SM 18/9.5 K MC NE WS	1248580000	M.5
SM 18/9.5 K MC SDR	1248550000	M.5
SM 19/42 K MC NE GE	1248630000	M.5
SM 19/42 K MC NE GR	1248640000	M.5
SM 19/42 K MC NE WS	1248620000	M.5
SM 19/42 K MC SDR	1248560000	M.5
SM 22/22 K MC NE GE	1131830000	M.5
SM 22/22 K MC NE GR	1014650000	M.5
SM 22/22 K MC NEUTR. SI	1877590000	M.5
SM 22/22 K MC NEUTR. WS	1877570000	M.5
SM 22/22 K MC SONDERD.	1877580000	M.5
SM 27/12.5 K MC NE GE	1131810000	M.5
SM 27/12.5 K MC NE GR	1027830000	M.5
SM 27/12.5 K SI NEUTRAL	1713720000	M.5
SM 27/12.5 K SONDERDRUCK	1699890000	M.5
SM 27/12.5 K WS NEUTR.	1699880000	M.5
SM 27/18 K MC NE GR	1073340000	M.5
SM 27/18 K MC NE WS	1707270000	M.5
SM 27/18 K NEUTRAL GE	1915340000	M.5
SM 27/18 K NEUTRAL ROT	1906120000	M.5
SM 27/18 K NEUTRAL SI	1713760000	M.5
SM 27/18 K SONDERDRUCK	1707280000	M.5
SM 27/27 K MC NE GE	1131800000	M.5
SM 27/27 K MC NE GR	1079520000	M.5
SM 27/27 K SI NEUTRAL	1782990000	M.5
SM 27/27 K SONDERDRUCK	1783010000	M.5
SM 27/27 K WS NEUTRAL	1783000000	M.5
SM 27/8 K MC NE GE	1131820000	M.5
SM 27/8 K MC NE GR	1079480000	M.5
SM 27/8 K SI NEUTRAL	1771930000	M.5
SM 27/8 K SONDERDRUCK	1713690000	M.5
SM 27/8 K WS NEUTRAL	1812630000	M.5
SPB-M 3	1203600000	J.12
STI Waterproof schwarz	0508401694	M.13
STRIPAX	9005000000	K.7
STRIPAX 16	9005610000	K.7
STRIPAX PLUS 2.5	9020000000	K.12
stripping unit M-SPX GKW LW	9205770000	K.9
stripping unit M-SPX POF	1212770000	K.9
stripping unit M-SPX PV	1204280000	K.9
SYSTEM 11+1	9009750000	K.23

T

Type	Order No.	Page
THM BASIC 300	1276230000	M.14
THM GEW 15/6 GE	1059790000	M.8
THM GEW 15/6 WS	1059780000	M.8
THM GEW 17/9 GE	1059810000	M.8
THM GEW 17/9 WS	1059800000	M.8
THM GEW 18/6 GE	1059830000	M.8
THM GEW 18/6 WS	1059820000	M.8
THM GEW 18/9 GE	1059850000	M.8
THM GEW 18/9 WS	1059840000	M.8
THM GEW 20/8 GE	1059880000	M.8
THM GEW 20/8 WS	1059870000	M.8
THM GEW 30/8 GE	1114450000	M.8
THM MT30x 101/150 SI/G	1778170000	M.8
THM MT30X 101/48 GE/M	1751821687	M.8
THM MT30X 101/48 SI/M	1751820001	M.8
THM MT30X 101/48 WS/M	1751821044	M.8
THM MT30x 101/74 GE	1061810000	M.8
THM MT30x 101/74 si	1762960001	M.8
THM MT30X 15/4 GE/M	1072690000	M.8
THM MT30x 15/5,08 GE	1964130000	M.8
THM MT30X 15/6 GE/M	1753231687	M.8
THM MT30X 15/6 SI/M	1753230001	M.8
THM MT30X 15/6 WS/M	1753231044	M.8
THM MT30x 16/7 GE	1852520000	M.8
THM MT30x 17/8 GE	1027620000	M.8
THM MT30X 17/9 GE/M	1856650000	M.8
THM MT30x 17/9 WS	1968130000	M.8
THM MT30X 18/6 GE/M	1753271687	M.8
THM MT30X 18/6 SI/M	1753270001	M.8
THM MT30X 18/6 WS/M	1753271044	M.8
THM MT30X 18/9 GE/M	1753251687	M.8
THM MT30X 18/9 SI/M	1753250001	M.8
THM MT30X 18/9 WS/M	1753251044	M.8
THM MT30X 20/8 GE/M	1753241687	M.8
THM MT30X 20/8 SI/M	1753240001	M.8
THM MT30X 20/8 WS/M	1753241044	M.8
THM MT30X 25,9/7,1 WS	1891770000	M.8
THM MT30X 25/12 GE/M	1751751687	M.8
THM MT30X 25/12 SI/M	1751750001	M.8
THM MT30X 25/12 WS/M	1751751044	M.8
THM MT30x 26,5/17,5 SI/M	1770090000	M.8
THM MT30X 26/10 GE/M	1751761687	M.8
THM MT30X 26/10 SI/M	1751760001	M.8
THM MT30X 26/10 WS/M	1751761044	M.8
THM MT30X 30/20 GE/M	1753261687	M.8
THM MT30X 30/20 SI/M	1753260001	M.8
THM MT30X 30/20 WS/M	1753261044	M.8
THM MT30x 30/52 SI	1014680000	M.8
THM MT30X 32/9 SI/M	1751770001	M.8
THM MT30X 32/9 WS/M	1751771044	M.8
THM MT30x 38,1/31,75 SI	1862350000	M.8
THM MT30x 38/17 WS	1011610000	M.8
THM MT30X 38/19 GE/M	1751801687	M.8
THM MT30X 38/19 SI/M	1751800001	M.8
THM MT30X 38/19 WS/M	1751801044	M.8
THM MT30X 45/23 GE/M	1751811687	M.8
THM MT30X 45/23 SI/M	1751810001	M.8
THM MT30X 45/23 WS/M	1751811044	M.8
THM MT30x 57/27 SI	1852540000	M.8
THM MT30X 65/35 GE/M	1751831687	M.8
THM MT30X 65/35 SI/M	1751830001	M.8
THM MT30X 65/35 WS/M	1751831044	M.8
THM MT30x 8/8 WS	1954070000	M.8
THM MT30x 89/60 SI	1003410000	M.8
Tinte 2000 25ml	1772120000	M.13
TRAGEKASTEN MTR 300	9021420000	K.16
TRAGETASCHE MTR 160	9017270000	K.16
TT 8 RS MP 8	9202800000	K.17
TT 8 RS MP 8	9202800000	H.12
TT 8 RS MP 8	9202800000	D.22

V

Type	Order No.	Page
VG 11-K68	1568990000	L.5
VG 11-K68	1568990000	I.7
VG 11-K68	1568990000	I.5
VG 11-K68 SKS	1720490000	L.6
VG 11-MS54	0260700000	L.7
VG 11-MS54-ZE	1718820000	L.9
VG 11-MS68	1569080000	L.13
VG 11-MS68	1569080000	I.7
VG 11-MS68	1569080000	I.5
VG 11-SS 68 KB 5-10	1009760000	L.16
VG 13,5-K68	1569000000	L.5
VG 13,5-K68 SKS	1720500000	L.6
VG 13,5-MS54	0260800000	L.7
VG 13,5-MS54-ZE	1718830000	L.9
VG 13,5-MS68	1569090000	L.13
VG 13.5-SS 68 KB 6-12	1009770000	L.16
VG 16 HQ K68 11.5-15.5	1016080000	L.12
VG 16 HQ K68 9-13	1016070000	L.12
VG 16-K68	1569010000	L.5
VG 16-K68 SKS	1720510000	L.6
VG 16-MS54	0261400000	L.7
VG 16-MS54-ZE	1718840000	L.9
VG 16-MS68	1569100000	L.13
VG 16-MS68	1569100000	I.15
VG 16-MS68	1569100000	I.13
VG 16-MS68	1569100000	I.11
VG 16-MS68	1569100000	I.9
VG 16-SS 68 KB 10-14	1009780000	L.16
VG 21 HQ EMV68 11-15.5	1016120000	L.12
VG 21 HQ EMV68 14-18	1016130000	L.12
VG 21 HQ MS68 11.5-15.5	1016100000	L.12
VG 21 HQ MS68 14-18	1016110000	L.12
VG 21 HQ MS68 9-13	1016090000	L.12
VG 21-K68	1569020000	L.5
VG 21-K68 SKS	1720520000	L.6
VG 21-MS54	0260900000	L.7
VG 21-MS54-ZE	1718850000	L.9
VG 21-MS68	1569110000	L.13
VG 21-MS68	1569110000	I.28
VG 21-MS68	1569110000	I.23
VG 21-MS68	1569110000	I.21
VG 21-MS68	1569110000	I.19
VG 21-MS68	1569110000	I.17
VG 21-SS 68 KB 13-18	1009790000	L.16
VG 29-K68	1569030000	L.5
VG 29-MS54	0261000000	L.7
VG 29-MS54-ZE	1718860000	L.9
VG 29-MS68	1569120000	L.13
VG 29-MS68	1569120000	I.27
VG 29-MS68	1569120000	I.25
VG 29-SS 68 KB 18-25	1009800000	L.16
VG 36-K68	1569040000	L.5
VG 36-MS54	0497600000	L.7
VG 36-MS54-ZE	1718870000	L.9
VG 36-MS68	1569130000	L.13
VG 36-SS 68 KB 22-32	1009810000	L.16
VG 42-K68	1569050000	L.5
VG 42-MS54	0497700000	L.7
VG 42-MS54-ZE	1718880000	L.9
VG 42-MS68	1569140000	L.13
VG 42-SS 68 KB 30-38	1009820000	L.16
VG 48-K68	1718770000	L.5
VG 48-MS54	1718780000	L.7
VG 48-MS54-ZE	1718890000	L.9
VG 48-MS68	1718790000	L.13
VG 48-SS 68 KB 34-44	1009830000	L.16
VG 9-K68	1568980000	L.5
VG 9-K68 SKS	1720480000	L.6
VG 9-MS54	0261500000	L.7
VG 9-MS54-ZE	1718810000	L.9
VG 9-MS68	1569070000	L.13
VG 9-SS 68 KB 4-8	1009750000	L.16
VG EMV M20X1,5	1706940000	L.14
VG EMV M25X1,5	1706950000	L.14
VG EMV PG 11	1706870000	L.14
VG EMV PG 13,5	1706880000	L.14
VG EMV PG 16 K14	1706890000	L.14
VG EMV PG 16 K18	1713880000	L.14
VG EMV PG 21 K18	1706900000	L.14
VG EMV PG 29 K26	1706910000	L.14
VG EMV PG 29 K29	1713900000	L.14
VG EMV PG 9/11	1706860000	L.14
VG EMV PG K28	1713890000	L.14
VG EMV PG36 K32-27	1770410000	L.14
VG H M20 MS	1921720000	L.11
VG H M25 MS	1921740000	L.11
VG H M32 MS	1921760000	L.11
VG H M40 MS	1921770000	L.11
VG M16 - K 68	1772290000	L.5
VG M16 - MS 1/EMV	1909500000	L.15
VG M16 - MS 68	1772210000	L.13
VG M16-1/K68	1909860000	L.5
VG M16-1/MS68	1909910000	L.13
VG M20 - MS 1/EMV	1909510000	L.15
VG M20 - MS 68	1772220000	L.13
VG M20 - MS 68	1772220000	I.10
VG M20 - MS 68	1772220000	I.8
VG M20 - MS 68	1772220000	I.6
VG M20 - MS 68	1772220000	I.4
VG M20-1/K68	1772300000	L.5
VG M20-1/K68	1772300000	I.6
VG M20-1/K68	1772300000	I.4
VG M20-EXE MS	1737220000	L.17
VG M20-MS54 ZR 4-13	1009560000	L.8
VG M25 - K 68	1772310000	L.5
VG M25 - MS 1/EMV	1909520000	L.15
VG M25 - MS 68	1772230000	L.13
VG M25 - MS 68	1772230000	I.18
VG M25 - MS 68	1772230000	I.16
VG M25 - MS 68	1772230000	I.14
VG M25 - MS 68	1772230000	I.12
VG M25-1/K68	1909870000	L.5
VG M25-1/MS68	1909920000	L.13
VG M25-EXE MS	1737230000	L.17
VG M25-MS54 ZR 8.5-18	1009570000	L.8
VG M32 - K 68	1772320000	L.5
VG M32 - MS 1/EMV	1909530000	L.15
VG M32 - MS 68	1772240000	L.13
VG M32 - MS 68	1772240000	I.24
VG M32 - MS 68	1772240000	I.22
VG M32 - MS 68	1772240000	I.20
VG M32-1/K68	1909880000	L.5
VG M32-1/MS68	1909930000	L.13
VG M32-EXE MS	1737240000	L.17
VG M32-MS54 ZR 16-26	1009580000	L.8
VG M40 - K 68	1772330000	L.5
VG M40 - MS 1/EMV	1909540000	L.15
VG M40 - MS 68	1772250000	L.13
VG M40 - MS 68	1772250000	I.26
VG M40-1/K68	1909890000	L.5
VG M40-1/MS68	1909940000	L.13
VG M40-MS54 ZR 23-30	1009590000	L.8
VG M50 - K 68	1772340000	L.5
VG M50 - MS 1/EMV	1909550000	L.15
VG M50-1/K68	1909900000	L.5
VG M50-1/MS68	1909950000	L.13
VG M50-MS54 ZR 32-40	1009600000	L.8
VG M63 - MS 1/EMV	1909560000	L.15
VG M63 - MS 68	1772270000	L.13
VG M63-1/K68	1772350000	L.5
VG NPT 3/4" Eex-e MS	1778150000	L.17
VG NPT 3/4" Eex-e MS	1778150000	G.4
VG PG16-MS54 ZR 7.5-15	1009620000	L.8
VG PG21-MS54 ZR 10-19	1009630000	L.8
VG PG29-MS54 ZR 18-27	1009640000	L.8
VG PG36-MS54 ZR 24-33	1009650000	L.8
VG PG42-MS54 ZR 30-39	1009670000	L.8
VG16 HQ K68 11,5-15,5SH	1045540000	L.12
VG16 HQ K68 9-12SH	1045530000	L.12
VGM16-K68 SKS	1776710000	L.6
VGM16-MS54	1778390000	L.7
VGM16-MS54 ZE	1778440000	L.9
VGM16-MS54ZE BS4-10	1005190000	L.10
VGM16-MS54ZE BS6.5-12.5	1005200000	L.10
VGM16-SS 68 KB 4-8	1009850000	L.16
VGM20-K68 SKS 10,0-14,0	1776720000	L.6
VGM20-K68 SKS 6,0-12,0	1778860000	L.6
VGM20-MS54 KB 10,0-12,0	1778370000	L.7
VGM20-MS54 KB 8,0-10,0	1778380000	L.7
VGM20-MS54 ZE	1778450000	L.9
VGM20-MS54 ZE 6,0-13,5	1778460000	L.9
VGM20-MS54ZE BS1	1005210000	L.10
VGM20-MS54ZE BS6.5-15	1005220000	L.10
VGM20-SS 68 KB 6-12	1009860000	L.16
VGM25-K68 SKS	1776730000	L.6
VGM25-MS54 KB 12,0-14,0	1778360000	L.7
VGM25-MS54 KB 15,0-17,0	1778350000	L.7
VGM25-MS54 ZE	1778480000	L.9
VGM25-MS54ZE BS9-19	1005230000	L.10
VGM25-MS68 11-20 BG	1193600000	C.13
VGM25-MS68 11-20 BG	1193600000	C.8
VGM25-SS 68 KB 10-14	1009870000	L.16
VGM25-SS68 11-20 BG	1193570000	C.13
VGM25-SS68 11-20 BG	1193570000	C.8
VGM32-MS54	1778340000	L.7
VGM32-MS54 ZE	1778490000	L.9
VGM32-MS54ZE BS17-27	1005240000	L.10
VGM32-MS68 15-25 BG	1193610000	C.13
VGM32-MS68 15-25 BG	1193610000	C.8
VGM32-SS 68 KB 13-18	1009880000	L.16
VGM32-SS68 15-25 BG	1193580000	C.13
VGM32-SS68 15-25 BG	1193580000	C.8
VGM40/1-MS68 20-32 BG	1205890000	C.13
VGM40/1-MS68 20-32 BG	1205890000	C.8
VGM40/1-SS68 20-32 BG	1205920000	C.13
VGM40/1-SS68 20-32 BG	1205920000	C.8
VGM40-MS54	1778330000	L.7
VGM40-MS54 ZE	1778500000	L.9
VGM40-MS68 20-32 BG	1193620000	C.13
VGM40-MS68 20-32 BG	1193620000	C.8
VGM40-SS 68 KB 18-25	1009890000	L.16
VGM40-SS68 20-32 BG	1193590000	C.13
VGM40-SS68 20-32 BG	1193590000	C.8
VGM50-MS54 KB 31,0-33,0	1778320000	L.7
VGM50-MS54 KB 39,0-41,0	1778310000	L.7
VGM50-MS54 ZE	1778520000	L.9
VGM50-SS 68 KB 22-32	1009900000	L.16
VGM63-MS54	1778300000	L.7
VGM63-MS54 ZE	1778530000	L.9
VGM63-SS 68 KB 34-44	1009910000	L.16
VGPG13.5-MS54ZR7.5-12.5	1009610000	L.8
VP 11-K54	0294860000	L.21
VP 11-MS65	0294800000	L.22
VP 13,5-K54	0294960000	L.21
VP 13,5-MS65	0294900000	L.22
VP 16-K54	0295060000	L.21
VP 16-MS65	0295000000	L.22
VP 21-K54	0295160000	L.21
VP 21-MS65	0295100000	L.22
VP 29-K54	0501160000	L.21
VP 29-MS65	0501100000	L.22
VP 36-K54	0501260000	L.21
VP 36-MS65	0501200000	L.22
VP 42-K54	0501360000	L.21
VP 42-MS65	0501300000	L.22
VP 48-K54	1719260000	L.21
VP 48-MS65	1719270000	L.22
VP 7-K54	1719250000	L.21
VP 7-MS65	0521600000	L.22
VP 9-K54	0294760000	L.21
VP 9-MS65	0294700000	L.22
VP M12 K54	1776930000	L.21
VP M12-MS65	1777720000	L.22
VP M16 K54	1776920000	L.21
VP M16-MS65	1777730000	L.22
VP M20 K54	1776910000	L.21
VP M20-MS65	1777740000	L.22
VP M25 K54	1776900000	L.21
VP M25-MS65	1777750000	L.22
VP M32 K54	1776940000	L.21
VP M32-MS65	1777760000	L.22
VP M40 K54	1776950000	L.21
VP M40-MS65	1777770000	L.22
VP M50 K54	1776960000	L.21
VP M50-MS65	1777780000	L.22
VP M63 K54	1776970000	L.21
VP M63-MS65	1777790000	L.22

W

Type	Order No.	Page
WK 1/4" C6,3 E6,3	9202510000	K.20
WK IK PH0	9918460000	K.21
WK IK PH1	9918470000	K.21
WK IK PH2	9918480000	K.21
WK IK PZ0	9918490000	K.21
WK IK PZ1	9918500000	K.21
WK IK PZ2	9918510000	K.21
WK K PH0	9918570000	K.20
WK K PH1	9918580000	K.20
WK K PH2	9918590000	K.20
WK K PZ0	9918600000	K.20
WK K PZ1	9918610000	K.20
WK K PZ2	9918620000	K.20
WK S 0,4x2,5	9918520000	K.20
WK S 0,5x3,0	9918530000	K.20
WK S 0,6x3,5	9918540000	K.20
WK S 0,8x4,0	9918550000	K.20
WK S 1,0x5,5	9918560000	K.20
WK SI 0,4x2,5	9918410000	K.21
WK SI 0,5x3,0	9918420000	K.21
WK SI 0,6x3,5	9918430000	K.21
WK SI 0,8x4,0	9918440000	K.21
WK SI 1,0x5,5	9918450000	K.21

«ЭЛЕКТРО-ПРОФИ» - http://www.ep.ru

Order No.	Type	Page

0260000000

0260700000	VG 11-MS54	L.7
0260800000	VG 13,5-MS54	L.7
0260900000	VG 21-MS54	L.7
0261000000	VG 29-MS54	L.7
0261400000	VG 16-MS54	L.7
0261500000	VG 9-MS54	L.7

0290000000

0294700000	VP 9-MS65	L.22
0294760000	VP 9-K54	L.21
0294800000	VP 11-MS65	L.22
0294860000	VP 11-K54	L.21
0294900000	VP 13,5-MS65	L.22
0294960000	VP 13,5-K54	L.21
0295000000	VP 16-MS65	L.22
0295060000	VP 16-K54	L.21
0295100000	VP 21-MS65	L.22
0295160000	VP 21-K54	L.21

0490000000

0495660000	MOFU 35	D.45
0497600000	VG 36-MS54	L.7
0497700000	VG 42-MS54	L.7

0500000000

0501100000	VP 29-MS65	L.22
0501160000	VP 29-K54	L.21
0501200000	VP 36-MS65	L.22
0501260000	VP 36-K54	L.21
0501300000	VP 42-MS65	L.22
0501360000	VP 42-K54	L.21
0508401694	STI Waterproof schwarz	M.13

0520000000

0521600000	VP 7-MS65	L.22

1000000000

1000920001	HDC HB 24 TEK TSS1xM40G	F.14
1000950001	SHIELD LEVER 8 MOD 35mm	J.17
1001180001	PRINTJET PRO 230V	M.10
1002790000	HDC SCHRAUBADAPTER	J.23
1002820000	HDC SHIELD CLAMP 14.0	J.20
1002910000	HDC C HX SM1.5AG	J.5
1002920000	HDC C HX SM2.5AG	J.5
1002930000	HDC C HX SM4.0AG	J.5
1002940000	HDC C HX SM6.0AG	J.5
1002950000	HDC C HX BM1.5AG	J.5
1002960000	HDC C HX BM2.5AG	J.5
1002970000	HDC C HX BM4.0AG	J.5
1002980000	HDC C HX BM6.0AG	J.5
1002990000	Removal Tool HX	K.25
1003040000	HDC HQP ALU	E.9
1003040000	HDC HQP ALU	B.107
1003040000	HDC HQP ALU	B.103
1003050000	HDC HQM ALU	E.11
1003050000	HDC HQM ALU	B.105
1003060000	HDC HQP AWLU	E.9
1003060000	HDC HQP AWLU	B.107
1003060000	HDC HQP AWLU	B.103
1003070000	HDC HQP TOLU 1PG16	E.8
1003070000	HDC HQP TOLU 1PG16	B.107
1003070000	HDC HQP TOLU 1PG16	B.103
1003080000	HDC HQM TOLU 1PG21	E.10
1003080000	HDC HQM TOLU 1PG21	B.105
1003090000	HDC HQP TSLU 1PG16	E.8
1003090000	HDC HQP TSLU 1PG16	B.107
1003090000	HDC HQP TSLU 1PG16	B.103
1003100000	HDC HQM TSLU 1PG21	E.10
1003100000	HDC HQM TSLU 1PG21	B.105
1003110000	HDC HQP SLU 1PG16	E.9
1003110000	HDC HQP SLU 1PG16	B.107
1003110000	HDC HQP SLU 1PG16	B.103
1003120000	HDC HQP KOLU 1PG16	E.9
1003120000	HDC HQP KOLU 1PG16	B.107
1003120000	HDC HQP KOLU 1PG16	B.103
1003130000	HDC HQP DMD 2BO	E.11
1003130000	HDC HQP DMD 2BO	E.9
1003130000	HDC HQP DMD 2BO	B.107
1003130000	HDC HQP DMD 2BO	B.105
1003130000	HDC HQP DMD 2BO	B.103
1003140000	HDC HQP DOD 2BO	E.11
1003140000	HDC HQP DOD 2BO	E.9
1003140000	HDC HQP DOD 2BO	B.107
1003140000	HDC HQP DOD 2BO	B.105
1003140000	HDC HQP DOD 2BO	B.103
1003160000	HDC HQ 4/2 FC	B.106
1003170000	HDC HQ 4/2 MC	B.106
1003180000	HDC HQ 7 FC	B.100
1003190000	HDC HQ 7 MC	B.100
1003200000	HDC HQ 17 FC	B.104
1003210000	HDC HQ 17 MC	B.104
1003220000	HDC HQ 7 CPF	J.15
1003220000	HDC HQ 7 CPF	B.100
1003230000	HDC HQ 7 CPM	J.15
1003230000	HDC HQ 7 CPM	B.100
1003240000	HDC HE CP	J.15
1003240000	HDC HE CP	B.102
1003240000	HDC HE CP	B.98
1003400000	LM MT300 89X34 WS	M.7
1003410000	THM MT30x 89/60 SI	M.8
1005190000	VGM16-MS54ZE BS4-10	L.10
1005200000	VGM16-MS54ZE BS6.5-12.5	L.10
1005210000	VGM20-MS54ZE BS1	L.10
1005220000	VGM20-MS54ZE BS6.5-15	L.10
1005230000	VGM25-MS54ZE BS9-19	L.10
1005240000	VGM32-MS54ZE BS17-27	L.10
1005710000	PLOTTER PEN 0.50 P-INK	M.13
1009080000	HDC 10B DODQ 2QB	E.21
1009090000	HDC 16B DODQ 2QB	E.31
1009100000	HDC 24B DODQ 2QB	E.40
1009310000	SHIELD LEVER 8 MOD HIGH	J.18
1009310000	SHIELD LEVER 8 MOD HIGH	J.17
1009560000	VG M20-MS54 ZR 4-13	L.8
1009570000	VG M25-MS54 ZR 8.5-18	L.8
1009580000	VG M32-MS54 ZR 16-26	L.8
1009590000	VG M40-MS54 ZR 23-30	L.8
1009600000	VG M50-MS54 ZR 32-40	L.8
1009610000	VGPG13.5-MS54ZR7.5-12.5	L.8
1009620000	VG PG16-MS54 ZR 7.5-15	L.8
1009630000	VG PG21-MS54 ZR 10-19	L.8
1009640000	VG PG29-MS54 ZR 18-27	L.8
1009650000	VG PG36-MS54 ZR 24-33	L.8
1009670000	VG PG42-MS54 ZR 30-39	L.8
1009710000	HDC 64D TOBU 2M32G	E.36
1009750000	VG 9-SS 68 KB 4-8	L.16
1009760000	VG 11-SS 68 KB 5-10	L.16
1009770000	VG 13.5-SS 68 KB 6-12	L.16
1009780000	VG 16-SS 68 KB 10-14	L.16
1009790000	VG 21-SS 68 KB 13-18	L.16
1009800000	VG 29-SS 68 KB 18-25	L.16
1009810000	VG 36-SS 68 KB 22-32	L.16
1009820000	VG 42-SS 68 KB 30-38	L.16
1009830000	VG 48-SS 68 KB 34-44	L.16
1009850000	VGM16-SS 68 KB 4-8	L.16
1009860000	VGM20-SS 68 KB 6-12	L.16
1009870000	VGM25-SS 68 KB 10-14	L.16
1009880000	VGM32-SS 68 KB 13-18	L.16
1009890000	VGM40-SS 68 KB 18-25	L.16
1009900000	VGM50-SS 68 KB 22-32	L.16
1009910000	VGM63-SS 68 KB 34-44	L.16

1010000000

1011380000	HDC SHIELD LEVER 8 LL	J.17
1011440000	PLOTTERPEN 0,7	M.13
1011450000	PLOTTER PEN 0.70 P-INK	M.13
1011610000	THM MT30x 38/17 WS	M.8
1014080000	HDC CM BUS SV GCA M	D.17
1014650000	SM 22/22 K MC NE GR	M.5
1014680000	THM MT30x 30/52 SI	M.8
1016070000	VG 16 HQ K68 9-13	L.12
1016080000	VG 16 HQ K68 11.5-15.5	L.12
1016090000	VG 21 HQ MS68 9-13	L.12
1016100000	VG 21 HQ MS68 11.5-15.5	L.12
1016110000	VG 21 HQ MS68 14-18	L.12
1016120000	VG 21 HQ EMV68 11-15.5	L.12
1016130000	VG 21 HQ EMV68 14-18	L.12
1017010000	HDC ADAPTER W. SCREW	J.23
1017040000	SHIELD LEVER 3 CSB 45°	J.19
1017050000	SHIELD LEVER 4 CSB 45°	J.19
1017060000	SHIELD LEVER 6 CSB 45°	J.19
1017070000	SHIELD LEVER 8 CSB 45°	J.19
1018110000	SHIELD CLAMP 10.0 WO S	J.20
1018120000	SHIELD CLAMP 4.5 WO S	J.20
1018130000	SHIELD CLAMP 5 WO S	J.20
1018150000	SHIELD CLAMP 6 WO S	J.20
1018160000	SHIELD CLAMP 7 WO S	J.20
1018170000	SHIELD CLAMP 8 WO S	J.20
1018180000	SHIELD CLAMP 9 WO S	J.20
1018760000	SHIELD LEVER 8 CSB 45°L	J.19
1018950000	HDC HEE 32 SCM 33-64	B.42
1018960000	HDC HEE 32 BCM 33-64	B.42
1019570000	IE-BI-USB-A	H.14
1019870000	HDC 06B ALU O-RING	E.15

1020000000

1020520000	HDC HB 24 TEK TOS2XM40G	F.14
1021250000	HDC 10B KBU 1M25G	E.17
1021330000	HDC 06B KLU 1M25G	E.15
1021450000	HDC 10A ALU SL	E.13
1023040000	HDC HD 25 MC „Z“	B.56
1023050000	HDC HD 25 FC „Z“	B.56
1023210000	HDC S4/0 FS	B.120
1023220000	HDC S4/0 MS	B.120
1023230000	HDC S4/2 FS	B.122
1023240000	HDC S4/2 MS	B.122
1023250000	HDC S4/8 FS	B.130
1023260000	HDC S4/8 MS	B.130
1023270000	HDC S8/24 FC	B.116
1023290000	HDC S8/24 MC	B.116
1023310000	HDC S6/36 FC	B.124
1023320000	HDC S6/36 MC	B.124
1023330000	HDC S12/2 FC	B.128
1023340000	HDC S12/2 MC	B.128
1023350000	HDC S8/0 FAS	B.134
1023360000	HDC S8/0 MAS	B.134
1023880000	HDC HTC F	G.4
1023890000	HDC HTC M	G.4
1024050000	PRINTJET PRO 115V	M.10
1024140000	PJ PRO TNAW	M.10
1025660000	HDC PE HA SCREW M4X5.5	J.21
1025670000	HDC PE HE SCREW M4X7.8	J.21
1027040000	PJ PRO TNTK INK K	M.10
1027050000	PJ PRO TNTK INK C	M.10
1027060000	PJ PRO TNTK INK M	M.10
1027070000	PJ PRO TNTK INK Y	M.10
1027110000	PJ PRO TINTENSET FARBE	M.10
1027260000	HDC-C-CM-BUS-S0.33-0.52	H.6
1027260000	HDC-C-CM-BUS-S0.33-0.52	D.18
1027270000	HDC-C-CM-BUS-B0.33-0.52	H.6
1027270000	HDC-C-CM-BUS-B0.33-0.52	D.18
1027620000	THM MT30x 17/8 GE	M.8
1027640000	HDC KIT HE-P 16.120	I.19
1027650000	HDC KIT HE-P 06.10 M	I.10
1027660000	HDC KIT HE-P 06.10	I.11
1027670000	HDC KIT HE-P 10.110 M	I.14
1027680000	HDC KIT HE-P 10.110	I.15
1027690000	HDC KIT HE-P 16.120 M	I.18
1027830000	SM 27/12.5 K MC NE GR	M.5
1028030000	HDC SCREW ADAPTER W/O T	J.23
1029440000	HDC PE HD/ HDD/CF SCREW M4x6	J.21
1029470000	HDC PE HSB/S SCREW M5x8	J.21
1029510000	HDC FIXING SCREW M3x10	J.21
1029520000	HDC PE S6/6 SCREW M4x8	J.21

1030000000

1032030000	IE-CTC-SCST-GOF	D.22
1033350000	IE-CTC-AS-LC-GOF	D.22
1033360000	IE-CTC-AS-SC-POF	D.22

1040000000

1041490000	SHIELD CLAMP 14.0 WO S	J.20
1041760000	HDC 16A TSLU 1M20G	E.24
1043120000	HDC CM BUS SV F8 CT	H.5
1043120000	HDC CM BUS SV F8 CT	D.17
1043130000	HDC CM BUS SV M8 CT	H.5
1043130000	HDC CM BUS SV M8 CT	D.17
1044080000	HÜLSE REMOVAL TOOL CM 3	K.25
1044090000	HÜLSE REMOVAL TOOL CM 5	K.25
1044100000	HUELSE REMOVAL TOOL HD	K.25
1044480000	HDC FLDG 04A	J.25
1044490000	HDC FLDG 10A	J.25
1044500000	HDC FLDG 06B	J.25
1044510000	HDC FLDG 10B	J.25
1044520000	HDC FLDG 16A	J.25
1044530000	HDC FLDG 16B	J.25
1044540000	HDC FLDG 32A	J.25
1044550000	HDC FLDG 24B	J.25
1044560000	HDC FLDG 32B	J.25
1044570000	HDC FLDG 48B	J.25
1044580000	HDC DG 07A	J.25
1044590000	HDC DG 10A	J.25
1044600000	HDC DG 16A	J.25
1044610000	HDC DG 06B	J.25
1044620000	HDC DG 10B	J.25
1044630000	HDC DG 16B	J.25
1044640000	HDC DG 32A	J.25
1044650000	HDC DG 24B	J.25
1044660000	HDC DG 48A 32B	J.25
1044670000	HDC DG 48B	J.25
1045530000	VG16 HQ K68 9-12SH	L.12
1045540000	VG16 HQ K68 11,5-15,5SH	L.12
1045560000	HDC 64D TOBU 1M40G	E.36
1049370000	HDC HTC MOUNTING	G.4

1050000000

1052430000	HDC 10B ABO	E.21
1058090000	MCP EP SFC 3	M.13
1059780000	THM GEW 15/6 WS	M.8
1059790000	THM GEW 15/6 GE	M.8
1059800000	THM GEW 17/9 WS	M.8
1059810000	THM GEW 17/9 GE	M.8
1059820000	THM GEW 18/6 WS	M.8
1059830000	THM GEW 18/6 GE	M.8
1059840000	THM GEW 18/9 WS	M.8
1059850000	THM GEW 18/9 GE	M.8
1059870000	THM GEW 20/8 WS	M.8
1059880000	THM GEW 20/8 GE	M.8

1060000000

1061700000	HDC KIT HE-P 24.131 M	I.22
1061710000	HDC KIT HE-P 06.11	I.11
1061720000	HDC KIT HE-P 06.11 M	I.10
1061730000	HDC KIT HE-P 10.111	I.15
1061740000	HDC KIT HE-P 10.111 M	I.14
1061750000	HDC KIT HE-P 16.121	I.19
1061770000	HDC KIT HE-P 16.121 M	I.18
1061780000	HDC KIT HE-P 24.130	I.23
1061790000	HDC KIT HE-P 24.130 M	I.22
1061800000	HDC KIT HE-P 24.131	I.23
1061810000	THM MT30x 101/74 GE	M.8
1068990000	IE-PI-HYB-10P	D.22
1069010000	IE-BI-HYB-10P	D.22

1070000000

1072650000	CC 15/60 K MC NE GR	M.6
1072680000	CC 30/60 K MC NE GR	M.6
1072690000	THM MT30X 15/4 GE/M	M.8
1073340000	SM 27/18 K MC NE GR	M.5
1077300000	IE-PS-V05M-A-RJ45-FH	H.10
1078320000	CC 30/60 K MC NE GE	M.6
1079480000	SM 27/8 K MC NE GR	M.5
1079520000	SM 27/27 K MC NE GR	M.5
1079540000	CC 15/17 K MC NE GR	M.6
1079560000	CC 15/27 K MC NE GR	M.6
1079580000	CC 15/49 K MC NE GR	M.6
1079640000	HDC 24B HP250 MPL3 TYP1	J.14
1079640000	HDC 24B HP250 MPL3 TYP1	C.7
1079650000	HDC 24B SL 3X95	C.13
1079650000	HDC 24B SL 3X95	C.7
1079680000	HDC HP 250 M 35	J.6
1079680000	HDC HP 250 M 35	C.6
1079690000	HDC HP 250 M 25	J.6
1079690000	HDC HP 250 M 25	C.6
1079720000	HDC HP 250 F 25	J.6
1079720000	HDC HP 250 F 25	C.6
1079730000	HDC HP 250 F 35	J.6
1079730000	HDC HP 250 F 35	C.6
1079740000	HDC HP 250 F 50	J.6
1079740000	HDC HP 250 F 50	C.6
1079750000	HDC HP 250 F 70	J.6
1079750000	HDC HP 250 F 70	C.6
1079770000	HDC HP 250 F 95	J.6
1079770000	HDC HP 250 F 95	C.6
1079780000	HDC HP 550 M 120	J.7
1079780000	HDC HP 550 M 120	C.12
1079790000	HDC HP 550 M 95	J.7
1079790000	HDC HP 550 M 95	C.12
1079810000	HDC HP 550 F 95	J.7
1079810000	HDC HP 550 F 95	C.12
1079820000	HDC HP 550 F 120	J.7
1079820000	HDC HP 550 F 120	C.12
1079830000	HDC HP 550 F 150	J.7
1079830000	HDC HP 550 F 150	C.12
1079840000	HDC HP 550 F 185	J.7
1079840000	HDC HP 550 F 185	C.12
1079910000	HDC IP68 24B MD 3M25	C.12
1079910000	HDC IP68 24B MD 3M25	C.7
1079920000	HDC IP68 24B ASS	C.12
1079920000	HDC IP68 24B ASS	C.6
1079930000	HDC IP68 24B TO	C.12
1079930000	HDC IP68 24B TO	C.6

1080000000

1081180000	HDC IP68 06B SS 1M20	F.7
1081190000	HDC IP68 06B SS 1M25	F.7
1081210000	HDC IP68 06B SS 1M32	F.7
1081220000	HDC IP68 06B SS 2M32	F.7
1081230000	HDC IP68 06B SS 1PG29	F.7
1081240000	HDC IP68 06B SS 2M25	F.7
1081250000	HDC IP68 06B SS 2M20	F.7
1081260000	HDC IP68 06B SS 2PG29	F.7
1081270000	HDC IP68 10B SS 1M20	F.9
1081280000	HDC IP68 10B SS 1M32	F.9
1081290000	HDC IP68 10B SS 1PG29	F.9
1081310000	HDC IP68 10B SS 2M20	F.9
1081320000	HDC IP68 10B SS 2M32	F.9
1081330000	HDC IP68 10B SS 2PG29	F.9
1081340000	HDC IP68 16B SS	F.11
1081350000	HDC IP68 16B SS 1M32	F.11
1081360000	HDC IP68 16B SS 1M40	F.11
1081370000	HDC IP68 16B SS 2M40	F.11
1081380000	HDC IP68 16B SS 1PG36	F.11
1081390000	HDC IP68 16B SS 2M32	F.11
1081410000	HDC IP68 24B SS 1M40	F.13
1081420000	HDC IP68 24B SS 2M40	F.13
1081430000	HDC IP68 24B SS 1PG36	F.13
1081440000	HDC IP68 24B SS 2PG36	F.13
1081450000	HDC IP68 24B SS	F.13
1081470000	HDC IP68 04A AS	H.9
1081470000	HDC IP68 04A AS	F.5
1081480000	HDC IP68 04A AWS 1M20	H.9
1081480000	HDC IP68 04A AWS 1M20	F.5
1081490000	HDC IP68 04A AWS	H.9
1081490000	HDC IP68 04A AWS	F.5
1081510000	HDC IP68 06B AS	F.7
1081520000	HDC IP68 10B AS	F.9
1081530000	HDC IP68 16B AS	F.11
1081540000	HDC IP68 24B AS	F.13
1081550000	HDC IP65 06B FRAME M4	F.7
1081560000	HDC IP65 10B FRAME M4	F.9
1081570000	HDC IP65 16B FRAME M4	F.11
1081580000	HDC IP65 24B FRAME M4	F.13
1082390000	HDC IP68 04A TOS 1M20	H.8
1082390000	HDC IP68 04A TOS 1M20	F.4
1082410000	HDC IP68 04A TOS 1PG13	H.8

«ЭЛЕКТРО-ПРОФИ» - http://www.ep.ru

Order No.	Type	Page
1082410000	HDC IP68 04A TOS 1PG13	F.4
1082420000	HDC IP68 06B TOS 1M20	F.6
1082430000	HDC IP68 06B TOS 1M25	F.6
1082440000	HDC IP68 06B TOS 1M32	F.6
1082450000	HDC IP68 06B TOS 1M40	F.6
1082460000	HDC IP68 06B TOS 1PG16	F.6
1082470000	HDC IP68 06B TOS 1PG21	F.6
1082480000	HDC IP68 06B TOS 1PG29	F.6
1082510000	HDC IP68 06B TSS 1M20	F.6
1082530000	HDC IP68 06B TSS 1M25	F.6
1082550000	HDC IP68 06B TSS 1M32	F.6
1082560000	HDC IP68 06B TSS 1PG16	F.6
1082570000	HDC IP68 06B TSS 1PG21	F.6
1082580000	HDC IP68 10B TOS 1M20	F.8
1082590000	HDC IP68 10B TOS 1M25	F.8
1082610000	HDC IP68 10B TOS 1M32	F.8
1082620000	HDC IP68 10B TOS 1PG16	F.8
1082630000	HDC IP68 10B TOS 1PG21	F.8
1082640000	HDC IP68 10B TOS 1PG29	F.8
1082650000	HDC IP68 10B TSS 1M25	F.8
1082660000	HDC IP68 10B TSS 1M32	F.8
1082670000	HDC IP68 10B TSS 1PG21	F.8
1082680000	HDC IP68 10B TSS 1PG29	F.8
1082690000	HDC IP68 10B TSS 1M20	F.8
1082700000	HDC IP68 16B TOS 1M25	F.10
1082710000	HDC IP68 16B TOS 1M32	F.10
1082720000	HDC IP68 16B TOS 1M40	F.10
1082730000	HDC IP68 16B TOS 1M50	F.10
1082740000	HDC IP68 16B TOS 2PG21	F.10
1082750000	HDC IP68 16B TOS 1PG21	F.10
1082760000	HDC IP68 16B TOS 1PG29	F.10
1082770000	HDC IP68 16B TOS 1PG36	F.10
1082780000	HDC IP68 16B TOS 2M25	F.10
1082800000	HDC IP68 16B TSS 1M32	F.10
1082810000	HDC IP68 16B TSS 1M40	F.10
1082820000	HDC IP68 16B TSS 1M50	F.10
1082830000	HDC IP68 16B TSS 1PG21	F.10
1082840000	HDC IP68 16B TSS 1PG29	F.10
1082850000	HDC IP68 16B TSS 1PG36	F.10
1082860000	HDC IP68 24B TOS 1M32	F.12
1082870000	HDC IP68 24B TOS 1M40	F.12
1082880000	HDC IP68 24B TOS 1M50	F.12
1082900000	HDC IP68 24B TOS 1PG21	F.12
1082910000	HDC IP68 24B TOS 2PG29	F.12
1082920000	HDC IP68 24B TOS 1PG29	F.12
1082930000	HDC IP68 24B TOS 1PG36	F.12
1082940000	HDC IP68 24B TOS 2M32	F.12
1082950000	HDC IP68 24B TOS 2M40	F.12
1082960000	HDC IP68 24B TOS 3M25	F.12
1082970000	HDC IP68 24B TSS 1M32	F.12
1082980000	HDC IP68 24B TSS 1M40	F.12
1082990000	HDC IP68 24B TSS 1M50	F.12
1083000000	HDC IP68 24B TSS 1PG29	F.12
1083010000	HDC IP68 24B TSS 1PG36	F.12
1083060000	HDC IP68 06B COVER	F.7
1083070000	HDC IP68 10B COVER	F.9
1083080000	HDC IP68 16B COVER	F.11
1083090000	HDC IP68 24B COVER	F.13
1083110000	HDC IP68 04A COVER	H.9
1083110000	HDC IP68 04A COVER	F.5
1083120000	HDC IP68 04A ADS 1PG13	H.9
1083120000	HDC IP68 04A ADS 1PG13	F.5
1083130000	HDC IP68 04A ADS	H.9
1083130000	HDC IP68 04A ADS	F.5
1085430000	CC 30/60 K MC NE RT	M.6

1090000000

1096150000	IE-BIC-HYB-P-0,5-300	J.9
1096150000	IE-BIC-HYB-P-0,5-300	D.22
1096180000	IE-PIC-HYB-S-0,5-300	J.9
1096180000	IE-PIC-HYB-S-0,5-300	D.22

1100000000

1103680000	HDC 06B HP250 MPL1	J.14
1103680000	HDC 06B HP250 MPL1	C.7
1103690000	HDC 24B HP250 MPL2 TYP1	J.14
1103690000	HDC 24B HP250 MPL2 TYP1	C.7
1103710000	HDC 24B HP550 MPL2 TYP1	C.13
1103720000	HDC 24B HP550 MPL3 TYP1	C.13
1103740000	HDC 24B HP250 MPL2 TYP2	J.14
1103740000	HDC 24B HP250 MPL2 TYP2	C.7
1103750000	HDC 24B HP250 MPL3 TYP2	J.14
1103750000	HDC 24B HP250 MPL3 TYP2	C.7
1103770000	HDC 24B HP550 MPL2 TYP2	C.13
1103780000	HDC 24B HP550 MPL3 TYP2	C.13

1110000000

1110890000	HDC IP68 06B FRAME M6	F.7
1110900000	HDC IP68 10B FRAME M6	F.9
1110910000	HDC IP68 16B FRAME M6	F.11
1110920000	HDC IP68 24B FRAME M6	F.13
1111130000	HDC 64D TSBU 1M50G	E.36
1111140000	HDC 64D TOBU 1M50G	E.36
1111150000	HDC 64D TSLU 1M50G	E.38
1111170000	HDC 64D TOLU 1M50G	E.38
1114450000	THM GEW 30/8 GE	M.8
1116090000	HDC CM BUS HE F1 CT	H.5
1116090000	HDC CM BUS HE F1 CT	D.17
1116100000	HDC CM BUS HE M1 CT	H.5
1116100000	HDC CM BUS HE M1 CT	D.17
1116530000	HDC-C-HE-BM4.65AU	J.9
1116530000	HDC-C-HE-BM4.65AU	J.4
1116530000	HDC-C-HE-BM4.65AU	H.6
1116530000	HDC-C-HE-BM4.65AU	D.18
1116540000	HDC-C-HE-SM4.65AU	J.9
1116540000	HDC-C-HE-SM4.65AU	J.4
1116540000	HDC-C-HE-SM4.65AU	H.6
1116540000	HDC-C-HE-SM4.65AU	D.18
1118040000	PWZ RJ45	H.13
1118040000	PWZ RJ45	H.12
1119030000	ERME 10² SPX 4	K.7
1119040000	ERME 16² SPX 4	K.7
1119080000	HDC HP 250 M 50	J.6
1119080000	HDC HP 250 M 50	C.6
1119090000	HDC HP 250 M 70	J.6
1119090000	HDC HP 250 M 70	C.6
1119100000	HDC HP 250 M 95	J.6
1119100000	HDC HP 250 M 95	C.6
1119110000	HDC HP 550 M 150	J.7
1119110000	HDC HP 550 M 150	C.12
1119580000	HTF HYB	J.9
1119580000	HTF HYB	D.22
1119880000	HDC 24B SL 3X150	C.13
1119890000	HDC 24B SL 3X240	C.13
1119900000	HDC 24B SL 2X95	C.13
1119900000	HDC 24B SL 2X95	C.7
1119910000	HDC 24B SL 2X150	C.13
1119920000	HDC 24B SL 2X240	C.13
1119950000	HDC IP68 24B MD	C.12
1119950000	HDC IP68 24B MD	C.7
1119970000	HDC IP68 24B MD 3M40	C.12
1119970000	HDC IP68 24B MD 3M40	C.7
1119980000	HDC IP68 24B MD 3M32	C.12
1119980000	HDC IP68 24B MD 3M32	C.7
1119990000	HDC IP68 24B MD 2M40	C.12
1119990000	HDC IP68 24B MD 2M40	C.7

1120000000

1120000000	HDC IP68 24B MD 2M32	C.12
1120000000	HDC IP68 24B MD 2M32	C.7
1120010000	HDC IP68 24B MD 2M25	C.12
1120010000	HDC IP68 24B MD 2M25	C.7
1120040000	HDC IP68 HP24 A	C.12
1120040000	HDC IP68 HP24 A	C.6
1120130000	HDC HP 250 SHOCKPROTEC	C.7
1120140000	HDC HP 550 SHOCKPROTEC	C.13
1120580000	HDC HP 550 M 185	J.7
1120580000	HDC HP 550 M 185	C.12
1120590000	HDC HP 550 M 240	J.7
1120590000	HDC HP 550 M 240	C.12
1120600000	HDC HP 550 F 240	J.7
1120600000	HDC HP 550 F 240	C.12

1130000000

1131380000	IE-BI-USB-AB	H.14
1131800000	SM 27/27 K MC NE GE	M.5
1131810000	SM 27/12.5 K MC NE GE	M.5
1131820000	SM 27/8 K MC NE GE	M.5
1131830000	SM 22/22 K MC NE GE	M.5
1131890000	CC 15/60 K MC NE GE	M.6
1131910000	CC 15/27 K MC NE GE	M.6
1131920000	CC 15/17 K MC NE GE	M.6
1131970000	CC 15/49 K MC NE GE	M.6
1132010000	IE-PI-RJ45-FH-A	H.12
1132010000	IE-PI-RJ45-FH-A	D.21
1132020000	IE-PI-RJ45-FH-B	H.12
1132020000	IE-PI-RJ45-FH-B	D.21
1132030000	IE-PI-RJ45-FH-P	H.12
1132030000	IE-PI-RJ45-FH-P	D.21
1137720000	HDC 04A CSB MALE	H.4
1137760000	HDC 04A CSB FEMALE	H.4
1138430000	CC 85/54 K MC NE WS	M.6
1138440000	CC 85/54 K MC NE GE	M.6
1138450000	CC 85/54 K MC NE GR	M.6
1138470000	CC 85/54 K MC SDR	M.6
1139400000	MCP BASIC	M.12
1139880000	MCP AP BASIC	M.13
1139890000	MCP TP-KOF BASIC	M.13

1150000000

1157800000	HDC HP 550 M 50	J.7
1157800000	HDC HP 550 M 50	C.12
1157970000	HDC CM ST M	D.21
1157980000	HDC CM ST F	D.21

1160000000

1160390000	HDC 24B SL 3X16-25	C.7
1160400000	HDC 24B SL 3X50	C.13
1160400000	HDC 24B SL 3X50	C.7
1160410000	HDC 24B SL 2X16-25	C.7
1160420000	HDC 24B SL 2X50	C.13
1160420000	HDC 24B SL 2X50	C.7
1160430000	HDC 24B HP250 MPL4 TYP1	J.14
1160430000	HDC 24B HP250 MPL4 TYP1	C.7
1160440000	HDC 24B HP250 MPL4 TYP2	J.14
1160440000	HDC 24B HP250 MPL4 TYP2	C.7
1160450000	HDC IP68 24B MD 4M25 T1	C.7
1165790000	HDC 32B DODQ 4BO	E.45
1168850000	HDC FIXING SC SIZE1 M3x6	J.21

1170000000

1177100000	HDC HP 550 F 50	J.7
1177100000	HDC HP 550 F 50	C.12

1190000000

1190490000	multi-stripax® PV	K.9
1193570000	VGM25-SS68 11-20 BG	C.13
1193570000	VGM25-SS68 11-20 BG	C.8
1193580000	VGM32-SS68 15-25 BG	C.13
1193580000	VGM32-SS68 15-25 BG	C.8
1193590000	VGM40-SS68 20-32 BG	C.13
1193590000	VGM40-SS68 20-32 BG	C.8
1193600000	VGM25-MS68 11-20 BG	C.13
1193600000	VGM25-MS68 11-20 BG	C.8
1193610000	VGM32-MS68 15-25 BG	C.13
1193610000	VGM32-MS68 15-25 BG	C.8
1193620000	VGM40-MS68 20-32 BG	C.13
1193620000	VGM40-MS68 20-32 BG	C.8

1200000000

1200000000	HDC HE 6 MS	I.9
1200000000	HDC HE 6 MS	I.8
1200000000	HDC HE 6 MS	B.20
1200200000	HDC HE 6 FS	I.9
1200200000	HDC HE 6 FS	I.8
1200200000	HDC HE 6 FS	B.20
1200400000	HDC HE 6 MC	B.20
1200500000	HDC-C-HE-SM0.5AG	J.9
1200500000	HDC-C-HE-SM0.5AG	J.4
1200500000	HDC-C-HE-SM0.5AG	H.6
1200600000	HDC-C-HE-SM0.75-1.00AG	J.9
1200600000	HDC-C-HE-SM0.75-1.00AG	J.4
1200600000	HDC-C-HE-SM0.75-1.00AG	H.6
1200700000	HDC-C-HE-SM1.5AG	J.9
1200700000	HDC-C-HE-SM1.5AG	J.4
1200700000	HDC-C-HE-SM1.5AG	H.6
1200800000	HDC-C-HE-SM2.5AG	J.9
1200800000	HDC-C-HE-SM2.5AG	J.4
1200800000	HDC-C-HE-SM2.5AG	H.6
1200900000	HDC-C-HE-SM4.0AG	J.9
1200900000	HDC-C-HE-SM4.0AG	J.4
1200900000	HDC-C-HE-SM4.0AG	H.6
1201000000	HDC HE 6 FC	B.20
1201100000	HDC-C-HE-BM0.5AG	J.9
1201100000	HDC-C-HE-BM0.5AG	J.4
1201100000	HDC-C-HE-BM0.5AG	H.6
1201200000	HDC-C-HE-BM0.75-1.00AG	J.9
1201200000	HDC-C-HE-BM0.75-1.00AG	J.4
1201200000	HDC-C-HE-BM0.75-1.00AG	H.6
1201300000	HDC-C-HE-BM1.5AG	J.9
1201300000	HDC-C-HE-BM1.5AG	J.4
1201300000	HDC-C-HE-BM1.5AG	H.6
1201400000	HDC-C-HE-BM2.5AG	J.9
1201400000	HDC-C-HE-BM2.5AG	J.4
1201400000	HDC-C-HE-BM2.5AG	H.6
1201500000	HDC-C-HE-BM4.0AG	J.9
1201500000	HDC-C-HE-BM4.0AG	J.4
1201500000	HDC-C-HE-BM4.0AG	H.6
1202100000	HDC 06B ALU	I.11
1202100000	HDC 06B ALU	I.10
1202100000	HDC 06B ALU	I.9
1202100000	HDC 06B ALU	I.8
1202100000	HDC 06B ALU	E.15
1202100000	HDC 06B ALU	D.27
1202100000	HDC 06B ALU	D.25
1202100000	HDC 06B ALU	B.115
1202100000	HDC 06B ALU	B.71
1202100000	HDC 06B ALU	B.53
1202100000	HDC 06B ALU	B.35
1202100000	HDC 06B ALU	B.21
1202500000	HDC 06B ADLU	E.15
1202500000	HDC 06B ADLU	D.27
1202500000	HDC 06B ADLU	D.25
1202500000	HDC 06B ADLU	B.115
1202500000	HDC 06B ADLU	B.71
1202500000	HDC 06B ADLU	B.53
1202500000	HDC 06B ADLU	B.35
1202500000	HDC 06B ADLU	B.21
1202660000	HDC CM GUIDING PIN	J.13
1202670000	HDC CM GUIDING SOCKET	J.13
1203600000	SPB-M 3	J.12
1203900000	HDC HE 10 MS	I.13
1203900000	HDC HE 10 MS	I.12
1203900000	HDC HE 10 MS	B.22
1204100000	HDC HE 10 FS	I.13
1204100000	HDC HE 10 FS	I.12
1204100000	HDC HE 10 FS	B.22
1204280000	stripping unit M-SPX PV	K.9
1204300000	HDC HE 10 MC	B.22
1204400000	HDC HE 10 FC	B.22
1205000000	HDC 10B ABU	I.15
1205000000	HDC 10B ABU	I.14
1205000000	HDC 10B ABU	I.13
1205000000	HDC 10B ABU	I.12
1205000000	HDC 10B ABU	E.17
1205000000	HDC 10B ABU	D.31
1205000000	HDC 10B ABU	D.29
1205000000	HDC 10B ABU	B.117
1205000000	HDC 10B ABU	B.85
1205000000	HDC 10B ABU	B.73
1205000000	HDC 10B ABU	B.55
1205000000	HDC 10B ABU	B.37
1205000000	HDC 10B ABU	B.23
1205600000	HDC 10B ADBO	E.21
1205890000	VGM40/1-MS68 20-32 BG	C.13
1205890000	VGM40/1-MS68 20-32 BG	C.8
1205920000	VGM40/1-SS68 20-32 BG	C.13
1205920000	VGM40/1-SS68 20-32 BG	C.8
1206090000	HDC 04A TOLU 1M16G	E.6
1206100000	HDC 10B ALU	E.19
1206500000	HDC 10B ADLU	E.19
1207500000	HDC HE 16 MS	I.25
1207500000	HDC HE 16 MS	I.24
1207500000	HDC HE 16 MS	I.17
1207500000	HDC HE 16 MS	I.16
1207500000	HDC HE 16 MS	B.28
1207500000	HDC HE 16 MS	B.24
1207700000	HDC HE 16 FS	I.25
1207700000	HDC HE 16 FS	I.24
1207700000	HDC HE 16 FS	I.17
1207700000	HDC HE 16 FS	I.16
1207700000	HDC HE 16 FS	B.28
1207700000	HDC HE 16 FS	B.24
1207900000	HDC HE 16 MC	B.28
1207900000	HDC HE 16 MC	B.24
1208000000	HDC HE 16 FC	B.28
1208000000	HDC HE 16 FC	B.24
1208600000	HDC 16B ABU	I.28
1208600000	HDC 16B ABU	I.19
1208600000	HDC 16B ABU	I.18
1208600000	HDC 16B ABU	I.17
1208600000	HDC 16B ABU	I.16
1208600000	HDC 16B ABU	E.27
1208600000	HDC 16B ABU	D.35
1208600000	HDC 16B ABU	D.33
1208600000	HDC 16B ABU	B.129
1208600000	HDC 16B ABU	B.127
1208600000	HDC 16B ABU	B.125
1208600000	HDC 16B ABU	B.123
1208600000	HDC 16B ABU	B.121
1208600000	HDC 16B ABU	B.119
1208600000	HDC 16B ABU	B.93
1208600000	HDC 16B ABU	B.87
1208600000	HDC 16B ABU	B.75
1208600000	HDC 16B ABU	B.59
1208600000	HDC 16B ABU	B.39
1208600000	HDC 16B ABU	B.25
1208880000	multi-stripax® POF	K.9
1209200000	HDC 16B ADBO	E.31
1209700000	HDC 16B ALU	E.29

1210000000

1210100000	HDC 16B ADLU	E.29
1211100000	HDC HE 24 MS	I.27
1211100000	HDC HE 24 MS	I.26
1211100000	HDC HE 24 MS	I.21
1211100000	HDC HE 24 MS	I.20
1211100000	HDC HE 24 MS	B.30
1211100000	HDC HE 24 MS	B.26
1211300000	HDC HE 24 FS	I.27
1211300000	HDC HE 24 FS	I.26
1211300000	HDC HE 24 FS	I.21
1211300000	HDC HE 24 FS	I.20
1211300000	HDC HE 24 FS	B.30
1211300000	HDC HE 24 FS	B.26
1211500000	HDC HE 24 MC	B.30
1211500000	HDC HE 24 MC	B.26
1211600000	HDC HE 24 FC	B.30
1211600000	HDC HE 24 FC	B.26
1212400000	HDC 24B ABU	I.23
1212400000	HDC 24B ABU	I.22
1212400000	HDC 24B ABU	I.21
1212400000	HDC 24B ABU	I.20
1212400000	HDC 24B ABU	E.37
1212400000	HDC 24B ABU	D.39
1212400000	HDC 24B ABU	D.37
1212400000	HDC 24B ABU	B.135
1212400000	HDC 24B ABU	B.133
1212400000	HDC 24B ABU	B.131
1212400000	HDC 24B ABU	B.89
1212400000	HDC 24B ABU	B.77
1212400000	HDC 24B ABU	B.63
1212400000	HDC 24B ABU	B.41
1212400000	HDC 24B ABU	B.27
1212770000	stripping unit M-SPX POF	K.9
1212890000	HDC 24B HP250 MPL4PE T1	J.14
1212890000	HDC 24B HP250 MPL4PE T1	C.7
1212910000	HDC 24B HP250 MPL4PE T2	J.14
1212910000	HDC 24B HP250 MPL4PE T2	C.7

«ЭЛЕКТРО-ПРОФИ» - http://www.ep.ru

Order No.	Type	Page
1213300000	HDC 24B ADBO	E.40
1213900000	HDC 24B ALU	E.39
1214300000	HDC 24B ADLU	E.39
1214500000	HDC 24B SDLU 2PG21G	E.39
1215700000	HDC HE 16 MS 17-32	I.25
1215700000	HDC HE 16 MS 17-32	I.24
1215700000	HDC HE 16 MS 17-32	B.28
1215900000	HDC 06B DC	J.26
1215910000	HDC 10B DC	J.26
1215920000	HDC 16B DC	J.26
1215930000	HDC 24B DC	J.26
1216100000	HDC HE 16 FS 17-32	I.25
1216100000	HDC HE 16 FS 17-32	I.24
1216100000	HDC HE 16 FS 17-32	B.28
1216500000	HDC HE 16 MC 17-32	B.28
1216700000	HDC HE 16 FC 17-32	B.28
1217800000	HDC 32B ABU	I.25
1217800000	HDC 32B ABU	I.24
1217800000	HDC 32B ABU	E.45
1218800000	HDC 32B ADBO	E.48
1219300000	HDC 32B TOLU 1PG29G	E.46
1219500000	HDC 32B ALU	E.47
1219500000	HDC 32B ALU	D.41
1219500000	HDC 32B ALU	B.95
1219500000	HDC 32B ALU	B.79
1219500000	HDC 32B ALU	B.65
1219500000	HDC 32B ALU	B.43
1219500000	HDC 32B ALU	B.29
1219800000	HDC 32B ADLU	E.47
1219800000	HDC 32B ADLU	D.41
1219800000	HDC 32B ADLU	B.95
1219800000	HDC 32B ADLU	B.79
1219800000	HDC 32B ADLU	B.65
1219800000	HDC 32B ADLU	B.43
1219800000	HDC 32B ADLU	B.29

1220000000

1220750000	HDC 24B SL 4X95 T1	C.7
1220760000	HDC 24B SL 4X50 T1	C.7
1220770000	HDC 24B SL 4X16-25 T1	C.7
1220790000	HDC 24B SL 4X95 T2	C.7
1220800000	HDC HE 24 MS 25-48	I.27
1220800000	HDC HE 24 MS 25-48	I.26
1220800000	HDC HE 24 MS 25-48	B.30
1220810000	HDC 24B SL 4X50 T2	C.7
1220820000	HDC 24B SL 4X16-25 T2	C.7
1220840000	HDC HP 250 F 50 PE	C.6
1220850000	HDC HP 250 M 50 PE	C.6
1220860000	HDC IP68 24B MD 4M25 T2	C.7
1221200000	HDC HE 24 FS 25-48	I.27
1221200000	HDC HE 24 FS 25-48	I.26
1221200000	HDC HE 24 FS 25-48	B.30
1222900000	HDC 48B ADLU	I.27
1222900000	HDC 48B ADLU	I.26
1222900000	HDC 48B ADLU	E.49
1222900000	HDC 48B ADLU	D.43
1222900000	HDC 48B ADLU	B.81
1222900000	HDC 48B ADLU	B.67
1222900000	HDC 48B ADLU	B.31
1226400000	HDC HE 24 MC 25-48	B.30
1226600000	HDC HE 24 FC 25-48	B.30

1230000000

1232680000	HDC 24B SL 3X120	C.13
1232690000	HDC 24B SL 3X185	C.13
1232700000	HDC 24B SL 2X120	C.13
1232710000	HDC 24B SL 2X185	C.13
1232720000	HDC 24B SL 3X35	C.7
1232730000	HDC 24B SL 3X70	C.13
1232730000	HDC 24B SL 3X70	C.7
1232740000	HDC 24B SL 2X35	C.7
1232750000	HDC 24B SL 2X70	C.13
1232750000	HDC 24B SL 2X70	C.7
1232760000	HDC 24B SL 4X70 T1	C.7
1232770000	HDC 24B SL 4X35 T1	C.7
1232780000	HDC 24B SL 4X70 T2	C.7
1232790000	HDC 24B SL 4X35 T2	C.7

1240000000

1248550000	SM 18/9.5 K MC SDR	M.5
1248560000	SM 19/42 K MC SDR	M.5
1248580000	SM 18/9.5 K MC NE WS	M.5
1248590000	SM 18/9.5 K MC NE GE	M.5
1248610000	SM 18/9.5 K MC NE GR	M.5
1248620000	SM 19/42 K MC NE WS	M.5
1248630000	SM 19/42 K MC NE GE	M.5
1248640000	SM 19/42 K MC NE GR	M.5

1270000000

1271250000	IE-PS-V05M-RJ45-FH-B	H.10
1276230000	THM BASIC 300	M.14

1280000000

1282820000	HDC IP68 24B HP FRAME	C.12
1282820000	HDC IP68 24B HP FRAME	C.6

Order No.	Type	Page
1288320000	CC 15/17 K MC NE RT	M.6
1288330000	CC 15/27 K MC NE RT	M.6
1288340000	CC 15/60 K MC NE RT	M.6
1288380000	CC 15/49 K MC NE RT	M.6
1288390000	CC 85/54 K MC NE RT	M.6

1470000000

1471300000	DSTV COST4	J.13
1471500000	DSTV COBU5	J.13

1490000000

1497600000	HDC 04A ALU	I.7
1497600000	HDC 04A ALU	I.6
1497600000	HDC 04A ALU	I.5
1497600000	HDC 04A ALU	I.4
1497600000	HDC 04A ALU	H.7
1497600000	HDC 04A ALU	E.7
1497600000	HDC 04A ALU	B.101
1497600000	HDC 04A ALU	B.99
1497600000	HDC 04A ALU	B.9
1497600000	HDC 04A ALU	B.7
1497700000	HDC 04A AWLU	I.7
1497700000	HDC 04A AWLU	I.6
1497700000	HDC 04A AWLU	I.5
1497700000	HDC 04A AWLU	I.4
1497700000	HDC 04A AWLU	E.7
1498100000	HDC HA 3 MS	I.5
1498100000	HDC HA 3 MS	I.4
1498100000	HDC HA 3 MS	B.6
1498200000	HDC HA 3 FS	I.5
1498200000	HDC HA 3 FS	I.4
1498200000	HDC HA 3 FS	B.6
1498300000	HDC HA 4 MS	I.7
1498300000	HDC HA 4 MS	I.6
1498300000	HDC HA 4 MS	B.8
1498400000	HDC HA 4 FS	I.7
1498400000	HDC HA 4 FS	I.6
1498400000	HDC HA 4 FS	B.8
1498700000	HDC HSB 6 MS	I.28
1498700000	HDC HSB 6 MS	B.94
1498700000	HDC HSB 6 MS	B.92
1498800000	HDC HSB 6 MS 7 - 12	B.94
1498900000	HDC HSB 6 FS	I.28
1498900000	HDC HSB 6 FS	B.94
1498900000	HDC HSB 6 FS	B.92
1499000000	HDC HSB 6 FS 7 - 12	B.94

1560000000

1568980000	VG 9-K68	L.5
1568990000	VG 11-K68	L.5
1568990000	VG 11-K68	I.7
1568990000	VG 11-K68	I.5
1569000000	VG 13,5-K68	L.5
1569010000	VG 16-K68	L.5
1569020000	VG 21-K68	L.5
1569030000	VG 29-K68	L.5
1569040000	VG 36-K68	L.5
1569050000	VG 42-K68	L.5
1569070000	VG 9-MS68	L.13
1569080000	VG 11-MS68	L.13
1569080000	VG 11-MS68	I.7
1569080000	VG 11-MS68	I.5
1569090000	VG 13,5-MS68	L.13
1569100000	VG 16-MS68	L.13
1569100000	VG 16-MS68	I.15
1569100000	VG 16-MS68	I.13
1569100000	VG 16-MS68	I.11
1569100000	VG 16-MS68	I.9
1569110000	VG 21-MS68	L.13
1569110000	VG 21-MS68	I.28
1569110000	VG 21-MS68	I.23
1569110000	VG 21-MS68	I.21
1569110000	VG 21-MS68	I.19
1569110000	VG 21-MS68	I.17
1569120000	VG 29-MS68	L.13
1569120000	VG 29-MS68	I.27
1569120000	VG 29-MS68	I.25
1569130000	VG 36-MS68	L.13
1569140000	VG 42-MS68	L.13

1590000000

1595220000	DSTV TS 6-24	J.22
1595230000	DSTV TS 6 VH	J.22
1595240000	DSTV TS 10-24 VH	J.22

1600000000

1601710000	HDC HD 40 MC	B.64
1601710000	HDC HD 40 MC	B.58
1601720000	HDC HD 64 MC	B.66
1601720000	HDC HD 64 MC	B.62
1601730000	HDC HD 40 FC	B.64
1601730000	HDC HD 40 FC	B.58
1601740000	HDC HD 64 FC	B.66
1601740000	HDC HD 64 FC	B.62
1601750000	HDC-C-HD-SM0.75-1.00AG	J.9

Order No.	Type	Page
1601750000	HDC-C-HD-SM0.75-1.00AG	J.4
1601750000	HDC-C-HD-SM0.75-1.00AG	H.5
1601760000	HDC-C-HD-BM0.75-1.00AG	J.9
1601760000	HDC-C-HD-BM0.75-1.00AG	J.4
1601760000	HDC-C-HD-BM0.75-1.00AG	H.5

1610000000

1611350000	HDC 24B AZO	E.41

1650000000

1650570000	HDC HD 7 MC	B.46
1650580000	HDC HD 7 FC	B.46
1650590000	HDC HD 8 MC	B.48
1650600000	HDC HD 8 FC	B.48
1650610000	HDC HA 10 MS	B.10
1650620000	HDC HA 10 FS	B.10
1650650000	HDC HD 15 MC	B.50
1650660000	HDC HD 15 FC	B.50
1650710000	HDC HD 16 MC	B.52
1650720000	HDC HD 16 FC	B.52
1650770000	HDC HA 16 MS	B.16
1650770000	HDC HA 16 MS	B.14
1650770000	HDC HA 16 MS	B.12
1650780000	HDC HA 16 FS	B.16
1650780000	HDC HA 16 FS	B.14
1650780000	HDC HA 16 FS	B.12
1650810000	HDC HD 25 MC	B.60
1650810000	HDC HD 25 MC	B.56
1650820000	HDC HD 25 FC	B.60
1650820000	HDC HD 25 FC	B.56
1650850000	HDC 48B TSLU 1PG29G	I.27
1650850000	HDC 48B TSLU 1PG29G	E.49
1650860000	HDC 48B TSLU 1PG36G	E.49
1650870000	HDC HD 24 MC	B.54
1650880000	HDC HA 16 MS 17-32	B.16
1650880000	HDC HA 16 MS 17-32	B.14
1650890000	HDC HD 24 FC	B.54
1650900000	HDC HA 16 FS 17-32	B.16
1650900000	HDC HA 16 FS 17-32	B.14
1650980000	HDC 48B TOLU 1PG29G	E.49
1650990000	HDC HA 16 MS 33-48	B.16
1651000000	HDC 48B TOLU 1PG36G	E.49
1651020000	HDC HA 16 FS 33-48	B.16
1651100000	HDC 48B SLU 1PG29G	E.49
1651150000	HDC HDD 24 MC	B.70
1651160000	HDC HDD 24 FC	B.70
1651170000	HDC HDD 42 MC	B.72
1651180000	HDC HDD 42 FC	B.72
1651190000	HDC HDD 72 MC	B.78
1651190000	HDC HDD 72 MC	B.74
1651200000	HDC HDD 72 FC	B.78
1651200000	HDC HDD 72 FC	B.74
1651210000	HDC HDD 108 MC	B.80
1651210000	HDC HDD 108 MC	B.76
1651220000	HDC HDD 108 FC	B.80
1651220000	HDC HDD 108 FC	B.76
1651240000	HDC HDD 72 MC 73-144	B.78
1651260000	HDC HDD 72 FC 73-144	B.78
1651280000	HDC HDD 108 MC 109-216	B.80
1651300000	HDC HDD 108 FC 109-216	B.80
1651310000	HDC HVE 3+2 MS	B.84
1651320000	HDC HVE 3+2 FS	B.84
1651330000	HDC HVE 6+2 MS	B.86
1651340000	HDC HVE 6+2 FS	B.86
1651350000	HDC HVE 10+2 MS	B.88
1651360000	HDC HVE 10+2 FS	B.88
1651420000	HDC-C-HE-SM0.5AU	J.9
1651420000	HDC-C-HE-SM0.5AU	J.4
1651420000	HDC-C-HE-SM0.5AU	H.6
1651430000	HDC-C-HE-SM0.75-1.00AU	J.9
1651430000	HDC-C-HE-SM0.75-1.00AU	J.4
1651430000	HDC-C-HE-SM0.75-1.00AU	H.6
1651440000	HDC-C-HE-SM1.5AU	J.9
1651440000	HDC-C-HE-SM1.5AU	J.4
1651440000	HDC-C-HE-SM1.5AU	H.6
1651450000	HDC-C-HE-SM2.5AU	J.9
1651450000	HDC-C-HE-SM2.5AU	J.4
1651450000	HDC-C-HE-SM2.5AU	H.6
1651460000	HDC-C-HE-SM4.0AU	J.9
1651460000	HDC-C-HE-SM4.0AU	J.4
1651460000	HDC-C-HE-SM4.0AU	H.6
1651470000	HDC-C-HE-BM0.5AU	J.9
1651470000	HDC-C-HE-BM0.5AU	J.4
1651470000	HDC-C-HE-BM0.5AU	H.6
1651480000	HDC-C-HE-BM0.75-1.00AU	J.9
1651480000	HDC-C-HE-BM0.75-1.00AU	J.4
1651480000	HDC-C-HE-BM0.75-1.00AU	H.6
1651490000	HDC-C-HE-BM1.5AU	J.9
1651490000	HDC-C-HE-BM1.5AU	J.4
1651490000	HDC-C-HE-BM1.5AU	H.6
1651500000	HDC-C-HE-BM2.5AU	J.9
1651500000	HDC-C-HE-BM2.5AU	J.4
1651500000	HDC-C-HE-BM2.5AU	H.6
1651510000	HDC-C-HE-BM4.0AU	J.9
1651510000	HDC-C-HE-BM4.0AU	J.4
1651510000	HDC-C-HE-BM4.0AU	H.6
1651520000	HDC-C-HD-SM0.14-0.37AG	J.9
1651520000	HDC-C-HD-SM0.14-0.37AG	J.4

Order No.	Type	Page
1651520000	HDC-C-HD-SM0.14-0.37AG	H.5
1651530000	HDC-C-HD-SM0.5AG	J.9
1651530000	HDC-C-HD-SM0.5AG	J.4
1651530000	HDC-C-HD-SM0.5AG	H.5
1651550000	HDC-C-HD-SM1.5AG	J.9
1651550000	HDC-C-HD-SM1.5AG	J.4
1651550000	HDC-C-HD-SM1.5AG	H.5
1651560000	HDC-C-HD-SM2.5AG	J.9
1651560000	HDC-C-HD-SM2.5AG	J.4
1651560000	HDC-C-HD-SM2.5AG	H.5
1651570000	HDC-C-HD-BM0.14-0.37AG	J.9
1651570000	HDC-C-HD-BM0.14-0.37AG	J.4
1651570000	HDC-C-HD-BM0.14-0.37AG	H.5
1651580000	HDC-C-HD-BM0.5AG	J.9
1651580000	HDC-C-HD-BM0.5AG	J.4
1651580000	HDC-C-HD-BM0.5AG	H.5
1651600000	HDC-C-HD-BM1.5AG	J.9
1651600000	HDC-C-HD-BM1.5AG	J.4
1651600000	HDC-C-HD-BM1.5AG	H.5
1651610000	HDC-C-HD-BM2.5AG	J.9
1651610000	HDC-C-HD-BM2.5AG	J.4
1651610000	HDC-C-HD-BM2.5AG	H.5
1651620000	HDC-C-HD-SM0.14-0.37AU	J.9
1651620000	HDC-C-HD-SM0.14-0.37AU	J.4
1651620000	HDC-C-HD-SM0.14-0.37AU	H.5
1651630000	HDC-C-HD-SM0.5AU	J.9
1651630000	HDC-C-HD-SM0.5AU	J.4
1651630000	HDC-C-HD-SM0.5AU	H.5
1651640000	HDC-C-HD-SM0.75-1.00AU	J.9
1651640000	HDC-C-HD-SM0.75-1.00AU	J.4
1651640000	HDC-C-HD-SM0.75-1.00AU	H.5
1651650000	HDC-C-HD-SM1.5AU	J.9
1651650000	HDC-C-HD-SM1.5AU	J.4
1651650000	HDC-C-HD-SM1.5AU	H.5
1651660000	HDC-C-HD-SM2.5AU	J.9
1651660000	HDC-C-HD-SM2.5AU	J.4
1651660000	HDC-C-HD-SM2.5AU	H.5
1651670000	HDC-C-HD-BM0.14-0.37AU	J.9
1651670000	HDC-C-HD-BM0.14-0.37AU	J.4
1651670000	HDC-C-HD-BM0.14-0.37AU	H.5
1651680000	HDC-C-HD-BM0.5AU	J.9
1651680000	HDC-C-HD-BM0.5AU	J.4
1651680000	HDC-C-HD-BM0.5AU	H.5
1651690000	HDC-C-HD-BM0.75-1.00AU	J.9
1651690000	HDC-C-HD-BM0.75-1.00AU	J.4
1651690000	HDC-C-HD-BM0.75-1.00AU	H.5
1651700000	HDC-C-HD-BM1.5AU	J.9
1651700000	HDC-C-HD-BM1.5AU	J.4
1651700000	HDC-C-HD-BM1.5AU	H.5
1651710000	HDC-C-HD-BM2.5AU	J.9
1651710000	HDC-C-HD-BM2.5AU	J.4
1651710000	HDC-C-HD-BM2.5AU	H.5
1652380000	HDC 07A TOLU 1PG11G	I.7
1652380000	HDC 07A TOLU 1PG11G	I.5
1652380000	HDC 07A TOLU 1PG11G	E.4
1652400000	HDC 07A TWLU 1PG11G	E.4
1652410000	HDC 07A ALU	I.7
1652410000	HDC 07A ALU	I.6
1652410000	HDC 07A ALU	I.5
1652410000	HDC 07A ALU	I.4
1652410000	HDC 07A ALU	E.5
1652410000	HDC 07A ALU	B.49
1652410000	HDC 07A ALU	B.47
1652420000	HDC 07A AWLU	I.7
1652420000	HDC 07A AWLU	I.6
1652420000	HDC 07A AWLU	I.5
1652420000	HDC 07A AWLU	E.5
1652440000	HDC 07A SLU 1PG11S	E.5
1652460000	HDC 07A KOLU 1PG11G	E.5
1652470000	HDC 04A TOLU 1PG11G	I.7
1652470000	HDC 04A TOLU 1PG11G	I.5
1652470000	HDC 04A TOLU 1PG11G	E.6
1652480000	HDC 04A TWLU 1PG11G	E.6
1652490000	HDC 04A SLU 1PG11G	E.7
1652500000	HDC 04A KOLU 1PG11G	E.7
1652520000	HDC 06B TSLU 1PG16G	I.11
1652520000	HDC 06B TSLU 1PG16G	I.9
1652520000	HDC 06B TSLU 1PG16G	E.14
1652560000	HDC 16D TSLU 1PG21G	E.14
1652580000	HDC 16D TSLU 1PG29G	E.14
1652640000	HDC 06B TOLU 1PG16G	I.11
1652640000	HDC 06B TOLU 1PG16G	I.9
1652640000	HDC 06B TOLU 1PG16G	E.14
1652680000	HDC 16D TOLU 1PG21G	E.14
1652700000	HDC 16D TOLU 1PG29G	E.14
1652750000	HDC 06B SLU 1PG16G	E.15
1652760000	HDC 06B SLU 2PG16G	E.15
1652840000	HDC 16D SLU 2PG21G	E.15
1652980000	HDC 06B SDLU 1PG16G	E.15
1652990000	HDC 06B SDLU 2PG16G	E.15
1653200000	HDC 06B KLU 1PG16G	E.15
1653230000	HDC 16D KLU 1PG21G	E.15
1654070000	HDC 10B TSBU 1PG16G	I.15
1654070000	HDC 10B TSBU 1PG16G	I.13
1654070000	HDC 10B TSBU 1PG16G	E.16
1654090000	HDC 10B TSBU 1PG21G	E.16
1654150000	HDC 24D TSBU 1PG21G	E.16
1654170000	HDC 24D TSBU 1PG29G	E.16
1654220000	HDC 10B TOBU 1PG16G	I.15
1654220000	HDC 10B TOBU 1PG16G	I.13

«ЭЛЕКТРО-ПРОФИ» - http://www.ep.ru

Order No.	Type	Page
1654220000	HDC 10B TOBU 1PG16G	E.16
1654240000	HDC 10B TOBU 1PG21G	E.16
1654320000	HDC 24D TOBU 1PG29G	E.16
1654370000	HDC 10B SBU 1PG16G	E.17
1654380000	HDC 10B SBU 2PG16G	E.17
1654450000	HDC 24D SBU 2PG21G	E.17
1654470000	HDC 24D SBU 1PG29G	E.17
1654580000	HDC 10B KBU 1PG16G	E.17
1654750000	HDC 10B TSBO 1PG16G	E.21
1654790000	HDC 24D TSBO 1PG21G	E.21
1654810000	HDC 24D TSBO 1PG16G	E.21
1654860000	HDC 10B TOBO 1PG16G	E.21
1654920000	HDC 24D TOBO 1PG29G	E.21
1655000000	HDC 10B SDBO 2PG16G	E.21
1655210000	HDC 10B TSLU 1PG16G	E.18
1655250000	HDC 24D TSLU 1PG21G	E.18
1655270000	HDC 24D TSLU 1PG29G	E.18
1655320000	HDC 10B TOLU 1PG16G	E.18
1655360000	HDC 24D TOLU 1PG21G	E.18
1655380000	HDC 24D TOLU 1PG29G	E.18
1655470000	HDC 10B SLU 2PG16G	E.19
1655680000	HDC 10B SDLU 2PG16G	E.19
1655890000	HDC 10B KLU 1PG16G	E.19
1656390000	KV 11-M	L.11
1656400000	KV 13-M	L.11
1656410000	KV 16-M	L.11
1656420000	KV 21-M	L.11
1656430000	KV 29-M	L.11
1656480000	HDC 16B TSBU 1PG21G	I.28
1656480000	HDC 16B TSBU 1PG21G	I.19
1656480000	HDC 16B TSBU 1PG21G	I.17
1656480000	HDC 16B TSBU 1PG21G	E.26
1656520000	HDC 40D TSBU 1PG21G	E.26
1656540000	HDC 40D TSBU 1PG29G	E.26
1656590000	HDC 16B TOBU 1PG21G	I.19
1656590000	HDC 16B TOBU 1PG21G	I.17
1656590000	HDC 16B TOBU 1PG21G	E.26
1656630000	HDC 40D TOBU 1PG21G	E.26
1656650000	HDC 40D TOBU 1PG29G	E.26
1656720000	HDC 16B SBU 1PG21G	E.27
1656730000	HDC 16B SBU 2PG21G	E.27
1656810000	HDC 40D SBU 2PG21G	E.27
1656830000	HDC 40D SBU 1PG29G	E.27
1656840000	HDC 40D SBU 2PG29G	E.27
1657270000	HDC 16B KBU 1PG21G	E.27
1657310000	HDC 40D KBU 1PG21G	E.27
1657380000	HDC 16B TSBO 1PG21G	E.30
1657420000	HDC 40D TSBO 1PG21G	E.30
1657490000	HDC 16B TOBO 1PG21G	E.30
1657550000	HDC 40D TOBO 1PG29G	E.30
1657640000	HDC 16B SDBO 2PG21G	E.31
1657850000	HDC 16B TSLU 1PG21G	E.28
1657890000	HDC 40D TSLU 1PG21G	E.28
1657910000	HDC 40D TSLU 1PG29G	E.28
1657960000	HDC 16B TOLU 1PG21G	E.28
1658020000	HDC 40D TOLU 1PG29G	E.28
1658110000	HDC 16B SLU 1PG21G	E.29
1658120000	HDC 16B SLU 2PG21G	E.29
1658320000	HDC 16B SDLU 1PG21G	E.29
1658330000	HDC 16B SDLU 2PG21G	E.29
1658410000	HDC 40D SDLU 1PG29G	E.29

1660000000

Order No.	Type	Page
1661230000	HDC 24B TSBU 1PG21G	I.23
1661230000	HDC 24B TSBU 1PG21G	I.21
1661230000	HDC 24B TSBU 1PG21G	E.36
1661240000	HDC 24B TSBU 1PG29G	E.36
1661300000	HDC 64D TSBU 1PG21G	E.36
1661320000	HDC 64D TSBU 1PG29G	E.36
1661370000	HDC 24B TOBU 1PG21G	I.23
1661370000	HDC 24B TOBU 1PG21G	I.21
1661370000	HDC 24B TOBU 1PG21G	E.36
1661380000	HDC 24B TOBU 1PG29G	E.36
1661440000	HDC 64D TOBU 1PG21G	E.36
1661460000	HDC 64D TOBU 1PG29G	E.36
1661510000	HDC 24B SBU 1PG21G	E.37
1661520000	HDC 24B SBU 2PG21G	E.37
1661590000	HDC 64D SBU 2PG21G	E.37
1661630000	HDC 64D SBU 2PG29G	E.37
1661720000	HDC 24B KBU 1PG21G	E.37
1661730000	HDC 24B KBU 1PG29G	E.37
1661810000	HDC 64D KBU 1PG29G	E.37
1661860000	HDC 24B TSBO 1PG21G	E.40
1661880000	HDC 24B TSBO 1PG29G	E.40
1661940000	HDC 64D TSBO 1PG21G	E.40
1661960000	HDC 64D TSBO 1PG29G	E.40
1662020000	HDC 24B TOBO 1PG29G	E.40
1662080000	HDC 64D TOBO 1PG21G	E.40
1662100000	HDC 64D TOBO 1PG29G	E.40
1662180000	HDC 24B SDBO 2PG21G	E.40
1662280000	HDC 64D SDBO 1PG29G	E.40
1662390000	HDC 24B TSLU 1PG21G	E.38
1662410000	HDC 24B TSLU 1PG29G	E.38
1662470000	HDC 64D TSLU 1PG21G	E.38
1662490000	HDC 64D TSLU 1PG29G	E.38
1662540000	HDC 24B TOLU 1PG21G	E.38
1662550000	HDC 24B TOLU 1PG29G	E.38
1662610000	HDC 64D TOLU 1PG21G	E.38
1662630000	HDC 64D TOLU 1PG29G	E.38
1662720000	HDC 24B SLU 2PG21G	E.39
1663040000	HDC 64D SDLU 2PG29G	E.39
1663370000	HDC 64D TSZO 1PG21G	E.41
1663390000	HDC 64D TSZO 1PG29G	E.41
1663810000	HDC 10A TSLU 1PG16G	E.12
1663850000	HDC 15A TSLU 1PG16G	E.12
1663870000	HDC 15A TSLU 1PG21G	E.12
1663930000	HDC 10A TOLU 1PG16G	E.12
1663990000	HDC 15A TOLU 1PG21G	E.12
1664040000	HDC 10A ALU	E.13
1664040000	HDC 10A ALU	B.51
1664040000	HDC 10A ALU	B.11
1664060000	HDC 10A ADLU	E.13
1664060000	HDC 10A ADLU	B.51
1664060000	HDC 10A ADLU	B.11
1664170000	HDC 10A SLU 1PG16G	E.13
1664190000	HDC 10A SLU 2PG16G	E.13
1664210000	HDC 10A SLU 1PG21G	E.13
1664330000	ABD-2-GR	J.24
1664350000	ABD-3-GR	J.24
1664360000	ABD-4-GR	J.24
1664370000	ABD-5-GR	J.24
1664390000	ABD-6-GR	J.24
1664410000	HDC 10A SDLU 1PG16G	E.13
1664420000	HDC 10A SDLU 2PG16G	E.13
1664560000	HDC 10A KLU 1PG16G	E.13
1664630000	HDC 15A KLU 1PG21G	E.13
1664690000	HDC 16A TSLU 1PG16G	E.24
1664730000	HDC 25A TSLU 1PG16G	E.24
1664750000	HDC 25A TSLU 1PG21G	E.24
1664810000	HDC 16A TOLU 1PG16G	E.24
1664870000	HDC 25A TOLU 1PG21G	E.24
1664920000	HDC 16A ALU	E.25
1664920000	HDC 16A ALU	B.57
1664920000	HDC 16A ALU	B.13
1664940000	HDC 16A ADLU	E.25
1664940000	HDC 16A ADLU	B.57
1664940000	HDC 16A ADLU	B.13
1664960000	ABD-8-OR	J.24
1664970000	ABD-8-GR	J.24
1664980000	ADP-8/3-OR	J.24
1664990000	ADP-8/3-GR	J.24
1665000000	ADP-8/4-OR	J.24
1665010000	ADP-8/4-GR	J.24
1665020000	ADP-8/6-OR	J.24
1665030000	ADP-8/6-GR	J.24
1665070000	HDC 16A SLU 2PG16G	E.25
1665090000	HDC 16A SLU 1PG21G	E.25
1665200000	HDC 06B DODL 2BO	E.15
1665200000	HDC 06B DODL 2BO	D.25
1665200000	HDC 06B DODL 2BO	B.115
1665200000	HDC 06B DODL 2BO	B.71
1665200000	HDC 06B DODL 2BO	B.53
1665200000	HDC 06B DODL 2BO	B.35
1665200000	HDC 06B DODL 2BO	B.21
1665210000	HDC 06B DMDL 1LB	E.14
1665210000	HDC 06B DMDL 1LB	D.27
1665210000	HDC 06B DMDL 1LB	D.25
1665210000	HDC 06B DMDL 1LB	B.115
1665210000	HDC 06B DMDL 1LB	B.71
1665210000	HDC 06B DMDL 1LB	B.53
1665210000	HDC 06B DMDL 1LB	B.35
1665210000	HDC 06B DMDL 1LB	B.21
1665230000	HDC 10B DODQ 4BO	E.17
1665230000	HDC 10B DODQ 4BO	D.31
1665230000	HDC 10B DODQ 4BO	D.29
1665230000	HDC 10B DODQ 4BO	B.117
1665230000	HDC 10B DODQ 4BO	B.85
1665230000	HDC 10B DODQ 4BO	B.73
1665230000	HDC 10B DODQ 4BO	B.55
1665230000	HDC 10B DODQ 4BO	B.37
1665230000	HDC 10B DODQ 4BO	B.23
1665240000	HDC 10B DMDQ 2QB	E.16
1665240000	HDC 10B DMDQ 2QB	D.31
1665240000	HDC 10B DMDQ 2QB	D.29
1665240000	HDC 10B DMDQ 2QB	B.117
1665240000	HDC 10B DMDQ 2QB	B.85
1665240000	HDC 10B DMDQ 2QB	B.73
1665240000	HDC 10B DMDQ 2QB	B.55
1665240000	HDC 10B DMDQ 2QB	B.37
1665240000	HDC 10B DMDQ 2QB	B.23
1665250000	HDC 10B DMDQ 4BO	E.21
1665260000	HDC 16B DODQ 4BO	E.27
1665260000	HDC 16B DODQ 4BO	D.35
1665260000	HDC 16B DODQ 4BO	D.33
1665260000	HDC 16B DODQ 4BO	B.129
1665260000	HDC 16B DODQ 4BO	B.127
1665260000	HDC 16B DODQ 4BO	B.125
1665260000	HDC 16B DODQ 4BO	B.123
1665260000	HDC 16B DODQ 4BO	B.121
1665260000	HDC 16B DODQ 4BO	B.119
1665260000	HDC 16B DODQ 4BO	B.93
1665260000	HDC 16B DODQ 4BO	B.87
1665260000	HDC 16B DODQ 4BO	B.75
1665260000	HDC 16B DODQ 4BO	B.59
1665260000	HDC 16B DODQ 4BO	B.39
1665260000	HDC 16B DODQ 4BO	B.25
1665270000	HDC 16B DMDQ 2QB	E.26
1665270000	HDC 16B DMDQ 2QB	D.35
1665270000	HDC 16B DMDQ 2QB	D.33
1665270000	HDC 16B DMDQ 2QB	B.129
1665270000	HDC 16B DMDQ 2QB	B.127
1665270000	HDC 16B DMDQ 2QB	B.125
1665270000	HDC 16B DMDQ 2QB	B.123
1665270000	HDC 16B DMDQ 2QB	B.121
1665270000	HDC 16B DMDQ 2QB	B.119
1665270000	HDC 16B DMDQ 2QB	B.93
1665270000	HDC 16B DMDQ 2QB	B.87
1665270000	HDC 16B DMDQ 2QB	B.75
1665270000	HDC 16B DMDQ 2QB	B.59
1665270000	HDC 16B DMDQ 2QB	B.39
1665270000	HDC 16B DMDQ 2QB	B.25
1665300000	HDC 16A SDLU 2PG16G	E.25
1665450000	HDC 16A KLU 1PG16G	E.25
1665620000	HDC 16B DMDQ 4BO	E.30
1665630000	HDC 24B DODQ 4BO	E.37
1665630000	HDC 24B DODQ 4BO	D.39
1665630000	HDC 24B DODQ 4BO	D.37
1665630000	HDC 24B DODQ 4BO	B.135
1665630000	HDC 24B DODQ 4BO	B.133
1665630000	HDC 24B DODQ 4BO	B.131
1665630000	HDC 24B DODQ 4BO	B.89
1665630000	HDC 24B DODQ 4BO	B.77
1665630000	HDC 24B DODQ 4BO	B.63
1665630000	HDC 24B DODQ 4BO	B.41
1665630000	HDC 24B DODQ 4BO	B.27
1665640000	HDC 24B DMDQ 2QB	E.36
1665640000	HDC 24B DMDQ 2QB	D.39
1665640000	HDC 24B DMDQ 2QB	D.37
1665640000	HDC 24B DMDQ 2QB	B.135
1665640000	HDC 24B DMDQ 2QB	B.133
1665640000	HDC 24B DMDQ 2QB	B.131
1665640000	HDC 24B DMDQ 2QB	B.89
1665640000	HDC 24B DMDQ 2QB	B.77
1665640000	HDC 24B DMDQ 2QB	B.63
1665640000	HDC 24B DMDQ 2QB	B.41
1665640000	HDC 24B DMDQ 2QB	B.27
1665650000	HDC 24B DMDQ 4BO	E.40
1665670000	HDC 32A TSBU 1PG21G	E.32
1665690000	HDC 32A TSBU 1PG29G	E.32
1665740000	HDC 04A DODL 2BO	H.7
1665740000	HDC 04A DODL 2BO	E.7
1665740000	HDC 04A DODL 2BO	B.101
1665740000	HDC 04A DODL 2BO	B.99
1665740000	HDC 04A DODL 2BO	B.9
1665740000	HDC 04A DODL 2BO	B.7
1665750000	HDC 04A DMDL 2BO	H.7
1665750000	HDC 04A DMDL 2BO	E.7
1665750000	HDC 04A DMDL 2BO	B.101
1665750000	HDC 04A DMDL 2BO	B.99
1665750000	HDC 04A DMDL 2BO	B.9
1665750000	HDC 04A DMDL 2BO	B.7
1665760000	HDC 07A DODL 2BO	E.5
1665760000	HDC 07A DODL 2BO	B.49
1665760000	HDC 07A DODL 2BO	B.47
1665770000	HDC 07A DMDL 2BO	E.5
1665770000	HDC 07A DMDL 2BO	B.49
1665770000	HDC 07A DMDL 2BO	B.47
1665790000	HDC 32A TOBU 1PG21G	E.32
1665810000	HDC 32A TOBU 1PG29G	E.32
1665860000	HDC 32A ABU	E.33
1665860000	HDC 32A ABU	B.61
1665860000	HDC 32A ABU	B.15
1665880000	HDC 10A DMDL 2BO	E.13
1665880000	HDC 10A DMDL 2BO	B.51
1665880000	HDC 10A DMDL 2BO	B.11
1665890000	HDC 10A DODL 1LB	E.12
1665890000	HDC 10A DODL 1LB	B.51
1665890000	HDC 10A DODL 1LB	B.11
1665900000	HDC 16A DODL 1LB	E.24
1665900000	HDC 16A DODL 1LB	B.57
1665900000	HDC 16A DODL 1LB	B.13
1665910000	HDC 16A DMDL 2BO	E.25
1665910000	HDC 16A DMDL 2BO	B.57
1665910000	HDC 16A DMDL 2BO	B.13
1665920000	HDC 32A DODQ 4BO	E.33
1665930000	HDC 32A DMDQ 2QB	E.32
1665940000	ADS/6-1/9	J.24
1665950000	ADS/6-2/9	J.24
1665980000	HDC 32A SBU 2PG21G	E.33
1666010000	HDC 32A SBU 1PG29G	E.33
1666200000	ADS/6-1/15	J.24
1666210000	ADS/6-2/15	J.24
1666220000	ADS/10-1/25	J.24
1666230000	ADS/10-2/25	J.24
1666270000	HDC 32A TSBO 1PG29G	E.34
1666320000	ADS/16-1/25	J.24
1666330000	ADS/16-2/25	J.24
1666340000	ADS/16-1/37	J.24
1666350000	ADS/16-2/37	J.24
1666440000	HDC 32A ADBO	E.34
1666460000	ADS/16-1/50	J.24
1666550000	HDC 32A SDBO 1PG21G	E.34
1666590000	HDC 32A SDBO 1PG29G	E.34
1666710000	HDC 48A TSLU 1PG29G	E.42
1666730000	HDC 48A TOLU 1PG29G	E.42
1666740000	HDC 48A ALU	E.43
1666740000	HDC 48A ALU	B.17
1666750000	HDC 48A ADLU	E.43
1666750000	HDC 48A ADLU	B.17
1666770000	HDC 48A SLU 1PG29G	E.43
1666810000	HDC 48A SDLU 1PG29G	E.43
1666840000	HDC 32B TSBU 1PG29G	I.25
1666840000	HDC 32B TSBU 1PG29G	E.44
1666870000	HDC 32B TOBU 1PG29G	E.44
1666920000	HDC 32B SBU 2PG29G	E.45
1667120000	HDC 32B TSLU 1PG29G	E.46
1667560000	HDC 48B SDLU 2PG29G	E.49

1670000000

Order No.	Type	Page
1670470000	HDC 48B TSLU 1PG42G	E.49
1670500000	HDC 06B TOLU 1PG13G	E.14
1670530000	HDC 06B TSLU 1PG13G	E.14
1674760000	ESG 9/17 K NEUTRAL/WS	M.4
1674770000	ESG 9/17 K SONDERDRUCK	M.4

1680000000

Order No.	Type	Page
1682260000	HDC-C-M3-SM4.0AG	J.8
1682260000	HDC-C-M3-SM4.0AG	D.9
1682260000	HDC-C-M3-SM4.0AG	D.4
1682270000	HDC-C-M3-BM4.0AG	J.8
1682270000	HDC-C-M3-BM4.0AG	D.9
1682270000	HDC-C-M3-BM4.0AG	D.4
1682280000	HDC-C-M3-SM6.0AG	J.8
1682280000	HDC-C-M3-SM6.0AG	D.9
1682280000	HDC-C-M3-SM6.0AG	D.4
1682290000	HDC-C-M3-BM6.0AG	J.8
1682290000	HDC-C-M3-BM6.0AG	D.9
1682290000	HDC-C-M3-BM6.0AG	D.4
1682300000	HDC-C-M3-SM10.0AG	J.8
1682300000	HDC-C-M3-SM10.0AG	D.9
1682300000	HDC-C-M3-SM10.0AG	D.4
1682310000	HDC-C-M3-BM10.0AG	J.8
1682310000	HDC-C-M3-BM10.0AG	D.9
1682310000	HDC-C-M3-BM10.0AG	D.4
1682320000	HDC-C-M5-SM0.5AG	J.8
1682320000	HDC-C-M5-SM0.5AG	D.7
1682330000	HDC-C-M5-BM0.5AG	J.8
1682330000	HDC-C-M5-BM0.5AG	D.7
1682340000	HDC-C-M5-SM0.75-1.0AG	J.8
1682340000	HDC-C-M5-SM0.75-1.0AG	D.7
1682350000	HDC-C-M5-BM0.75-1.0AG	J.8
1682350000	HDC-C-M5-BM0.75-1.0AG	D.7
1682360000	HDC-C-M5-SM1.5AG	J.8
1682360000	HDC-C-M5-SM1.5AG	D.7
1682370000	HDC-C-M5-BM1.5AG	J.8
1682370000	HDC-C-M5-BM1.5AG	D.7
1682380000	HDC-C-M5-SM2.5AG	J.8
1682380000	HDC-C-M5-SM2.5AG	D.7
1682390000	HDC-C-M5-BM2.5AG	J.8
1682390000	HDC-C-M5-BM2.5AG	D.7
1682400000	HDC-C-M5-SM4.0AG	J.8
1682400000	HDC-C-M5-SM4.0AG	D.7
1682410000	HDC-C-M5-BM4.0AG	J.8
1682410000	HDC-C-M5-BM4.0AG	D.7
1686360001	LM MT300 15X6 SI I	M.7
1686361044	LM MT300 15X6 WS	M.7
1686361687	LM MT300 15X6 GE	M.7
1686380001	LM MT300 20X8 SI	M.7
1686381044	LM MT300 20X8 WS	M.7
1686381687	LM MT300 20X8 GE	M.7
1686390001	LM MT300 25,4X12,7 SI	M.7
1686391044	LM MT300 25,4X12,7 WS	M.7
1686391687	LM MT300 25,4X12,7 GE	M.7
1686400001	LM MT300 26X10 SI	M.7
1686401044	LM MT300 26X10 WS	M.7
1686401687	LM MT300 26X10 GE	M.7
1686420001	LM MT300 56X22 SI	M.7
1686421044	LM MT300 56X22 WS	M.7
1686421687	LM MT300 56X22 GE	M.7
1686430001	LM MT300 60X36 SI	M.7
1686431044	LM MT300 60X36 WS	M.7
1686431687	LM MT300 60X36 GE	M.7
1686440001	LM MT300 210X297 SI	M.7
1686441044	LM MT300 210X297 WS	M.7
1686441687	LM MT300 210X297 GE	M.7
1688200000	HDC-DW-M0D	K.25

1690000000

Order No.	Type	Page
1698120000	HDC-C-M3-SM1.5AG	J.8
1698120000	HDC-C-M3-SM1.5AG	D.9
1698120000	HDC-C-M3-SM1.5AG	D.4
1698130000	HDC-C-M3-BM1.5AG	J.8
1698130000	HDC-C-M3-BM1.5AG	D.9
1698130000	HDC-C-M3-BM1.5AG	D.4
1698140000	HDC-C-M3-SM2.5AG	J.8
1698140000	HDC-C-M3-SM2.5AG	D.9
1698140000	HDC-C-M3-SM2.5AG	D.4
1698150000	HDC-C-M3-BM2.5AG	J.8
1698150000	HDC-C-M3-BM2.5AG	D.9
1698150000	HDC-C-M3-BM2.5AG	D.4
1699880000	SM 27/12.5 K WS NEUTR.	M.5
1699890000	SM 27/12.5 K SONDERDRUCK	M.5

1700000000

Order No.	Type	Page
1706860000	VG EMV PG 9/11	L.14

«ЭЛЕКТРО-ПРОФИ» - http://www.ep.ru

Order No.	Type	Page
1706870000	VG EMV PG 11	L.14
1706880000	VG EMV PG 13,5	L.14
1706890000	VG EMV PG 16 K14	L.14
1706900000	VG EMV PG 21 K18	L.14
1706910000	VG EMV PG 29 K26	L.14
1706940000	VG EMV M20X1,5	L.14
1706950000	VG EMV M25X1,5	L.14
1707270000	SM 27/18 K MC NE WS	M.5
1707280000	SM 27/18 K SONDERDRUCK	M.5

1710000000

1712460000	HDC-KIT-HE 06.100	I.9
1712510000	HDC-KIT-HE 10.110	I.13
1712520000	HDC-KIT-HE 16.120	I.17
1712530000	HDC-KIT-HE 24.130	I.21
1712540000	HDC-KIT-HE 32.140	I.25
1712550000	HDC-KIT-HE 48.150	I.27
1712560000	HDC-KIT-HA 03.300	I.5
1712570000	HDC-KIT-HA 03.301	I.5
1712580000	HDC-KIT-HA 03.302	I.5
1712590000	HDC-KIT-HA 04.400	I.7
1712600000	HDC-KIT-HA 04.401	I.7
1712610000	HDC-KIT-HA 04.402	I.7
1712630000	HDC-KIT-HA 03.404	I.5
1712650000	HDC-KIT-HA 04.406	I.7
1712660000	HDC-KIT-HE 06.101	I.9
1712670000	HDC-KIT-HE 10.111	I.13
1712680000	HDC-KIT-HE 16.121	I.17
1712690000	HDC-KIT-HE 24.131	I.21
1713690000	SM 27/8 K SONDERDRUCK	M.5
1713720000	SM 27/12.5 K SI NEUTRAL	M.5
1713760000	SM 27/18 K NEUTRAL SI	M.5
1713880000	VG EMV PG 16 K18	L.14
1713890000	VG EMV PG K28	L.14
1713900000	VG EMV PG 29 K29	L.14
1718770000	VG 48-K68	L.5
1718780000	VG 48-MS54	L.7
1718790000	VG 48-MS68	L.13
1718810000	VG 9-MS54-ZE	L.9
1718820000	VG 11-MS54-ZE	L.9
1718830000	VG 13,5-MS54-ZE	L.9
1718840000	VG 16-MS54-ZE	L.9
1718850000	VG 21-MS54-ZE	L.9
1718860000	VG 29-MS54-ZE	L.9
1718870000	VG 36-MS54-ZE	L.9
1718880000	VG 42-MS54-ZE	L.9
1718890000	VG 48-MS54-ZE	L.9
1719250000	VP 7-K54	L.21
1719260000	VP 48-K54	L.21
1719270000	VP 48-MS65	L.22
1719440000	GWDR PG7-PO	L.19
1719450000	GWDR PG9-PO	L.19
1719460000	GWDR PG11-PO	L.19
1719470000	GWDR PG13,5-PO	L.19
1719480000	GWDR PG16-PO	L.19
1719490000	GWDR PG21-PO	L.19
1719500000	GWDR PG29-PO	L.19
1719510000	GWDR PG36-PO	L.19
1719520000	GWDR PG42-PO	L.19
1719530000	GWDR PG48-PO	L.19
1719540000	GWDR PG7-NP	L.20
1719550000	GWDR PG9-NP	L.20
1719560000	GWDR PG11-NP	L.20
1719570000	GWDR PG13,5-NP	L.20
1719580000	GWDR PG16-NP	L.20
1719590000	GWDR PG21-NP	L.20
1719600000	GWDR PG29-NP	L.20
1719610000	GWDR PG36-NP	L.20
1719620000	GWDR PG42-NP	L.20
1719630000	GWDR PG48-NP	L.20

1720000000

1720480000	VG 9-K68 SKS	L.6
1720490000	VG 11-K68 SKS	L.6
1720500000	VG 13,5-K68 SKS	L.6
1720510000	VG 16-K68 SKS	L.6
1720520000	VG 21-K68 SKS	L.6
1720570000	ETO SM 27/8	M.5
1720580000	ETO SM 27/12,5	M.5
1720590002	ETO SM 27/18 TRANSPAR.	M.5
1724000000	HDC-KIT-HSB 06.500	I.28
1724140001	LM MT300 15X4,63 SI	M.7
1724141044	LM MT300 15X4,63 WS	M.7
1724141687	LM MT300 15X4,63 GE	M.7
1724150001	LM MT300 17X9 SI	M.7
1724151044	LM MT300 17X9 WS	M.7
1724151687	LM MT300 17X9 GE	M.7
1724160001	LM MT300 30X20 SI	M.7
1724161044	LM MT300 30X20 WS	M.7
1724161687	LM MT300 30X20 GE	M.7
1724170001	LM MT300 105X148 SI	M.7
1724171044	LM MT300 105X148 WS	M.7
1724171687	LM MT300 105X148 GE	M.7
1724180001	LM MT300 210X148 SI	M.7
1724181044	LM MT300 210X148 WS	M.7
1724181687	LM MT300 210X148 GE	M.7

Order No.	Type	Page

1730000000

1730120000	HDC-CM-4SZF AG	D.6
1730130000	HDC-CM-4BZF AG	D.6
1736230000	GWDR M16-NP	L.20
1736240000	GWDR M20-NP	L.20
1736250000	GWDR M25-NP	L.20
1736260000	GWDR M32-NP	L.20
1736270000	GWDR M40-NP	L.20
1736280000	GWDR M50-NP	L.20
1736290000	GWDR M63-NP	L.20
1737220000	VG M20-EXE MS	L.17
1737230000	VG M25-EXE MS	L.17
1737240000	VG M32-EXE MS	L.17
1737640000	ADAP EX 3/4NPT-M20	L.18
1737800000	ADAP EX 3/4NPT-M25	L.18
1737950000	ADAP EX 3/4NPT-M32	L.18
1738400000	ADAP EX 3/4NPT-1/2NPT	L.18
1738560000	ADAP EX 3/4NPT-3/4NPT	L.18

1740000000

1745760000	HDC HE 6 FT	B.20
1745770000	HDC HE 10 FT	B.22
1745780000	HDC HE 16 FT	B.28
1745780000	HDC HE 16 FT	B.24
1745790000	HDC HE 24 FT	B.30
1745790000	HDC HE 24 FT	B.26
1745800000	HDC HE 16 FT 17-32	B.28
1745810000	HDC HE 24 FT 25-48	B.30
1745820000	HDC HE 6 MT	B.20
1745830000	HDC HE 10 MT	B.22
1745840000	HDC HE 16 MT	B.28
1745840000	HDC HE 16 MT	B.24
1745850000	HDC HE 24 MT	B.30
1745850000	HDC HE 24 MT	B.26
1745860000	HDC HE 16 MT 17-32	B.28
1745870000	HDC HE 24 MT 25-48	B.30
1746060000	MODUFLEX C-CR	D.45
1746070000	MODUFLEX C-MW	D.45
1746170000	HDC 10A TOLU 2PG11G	E.12
1749320001	LM MT300 18X6,5 SI	M.7
1749321044	LM MT300 18X6,5 WS	M.7
1749321687	LM MT300 18X6,5 GE	M.7

1750000000

1751750001	THM MT30X 25/12 SI/M	M.8
1751751044	THM MT30X 25/12 WS/M	M.8
1751751687	THM MT30X 25/12 GE/M	M.8
1751760001	THM MT30X 26/10 SI/M	M.8
1751761044	THM MT30X 26/10 WS/M	M.8
1751761687	THM MT30X 26/10 GE/M	M.8
1751770001	THM MT30X 32/9 SI/M	M.8
1751771044	THM MT30X 32/9 WS/M	M.8
1751800001	THM MT30X 38/19 SI/M	M.8
1751801044	THM MT30X 38/19 WS/M	M.8
1751801687	THM MT30X 38/19 GE/M	M.8
1751810001	THM MT30X 45/23 SI/M	M.8
1751811044	THM MT30X 45/23 WS/M	M.8
1751811687	THM MT30X 45/23 GE/M	M.8
1751820001	THM MT30X 101/48 SI/M	M.8
1751821044	THM MT30X 101/48 WS/M	M.8
1751821687	THM MT30X 101/48 GE/M	M.8
1751830001	THM MT30X 65/35 SI/M	M.8
1751831044	THM MT30X 65/35 WS/M	M.8
1751831687	THM MT30X 65/35 GE/M	M.8
1752970000	MODUFLEX C-MH/ZE	D.46
1753230001	THM MT30X 15/6 SI/M	M.8
1753231044	THM MT30X 15/6 WS/M	M.8
1753231687	THM MT30X 15/6 GE/M	M.8
1753240001	THM MT30X 20/8 SI/M	M.8
1753241044	THM MT30X 20/8 WS/M	M.8
1753241687	THM MT30X 20/8 GE/M	M.8
1753250001	THM MT30X 18/9 SI/M	M.8
1753251044	THM MT30X 18/9 WS/M	M.8
1753251687	THM MT30X 18/9 GE/M	M.8
1753260001	THM MT30X 30/20 SI/M	M.8
1753261044	THM MT30X 30/20 WS/M	M.8
1753261687	THM MT30X 30/20 GE/M	M.8
1753270001	THM MT30X 18/6 SI/M	M.8
1753271044	THM MT30X 18/6 WS/M	M.8
1753271687	THM MT30X 18/6 GE/M	M.8
1753500000	ESG 9/17 K NEUTRAL/GE	M.4
1758360000	HDC CM 3 MC	D.4
1758370000	HDC CM 3 FC	D.4
1758380000	HDC CM 5 MC	D.7
1758390000	HDC CM 5 FC	D.7
1758400000	HDC CM 10 MC	D.8
1758410000	HDC CM 10 FC	D.8
1758440000	HDC-CR6-2S GR	D.24
1758450000	HDC-CR6-2B GR	D.24
1758460000	HDC-CR10-3S GR	D.28
1758470000	HDC-CR10-3B GR	D.28
1758480000	HDC-CR16-5S GR	D.40
1758480000	HDC-CR16-5S GR	D.32
1758490000	HDC-CR16-5B GR	D.40
1758490000	HDC-CR16-5B GR	D.32
1758500000	HDC-CR24-7S GR	D.42
1758500000	HDC-CR24-7S GR	D.36

Order No.	Type	Page

1758510000	HDC-CR24-7B GR	D.42
1758510000	HDC-CR24-7B GR	D.36
1758520000	HDC-CR16-5S-2 GR	D.40
1758530000	HDC-CR16-5B-2 GR	D.40
1758540000	HDC-CR24-7S-2 GR	D.42
1758550000	HDC-CR24-7B-2 GR	D.42

1760000000

1760461044	LM MT300 40X6 WS	M.7
1762440000	ADAPTER ALU STI-S	M.13
1762960001	THM MT30x 101/74 si	M.8
1765570000	MODUFLEX C-KITO.M.MW-1F	D.46
1765580000	MODUFLEX C-KITO.M.MW-2F	D.46
1765590000	MODUFLEX C-KITO.M.MW-3F	D.46
1765600000	MODUFLEX C-KITO.M.MW-4F	D.46
1765610000	MODUFLEX C-KITO.M.MW-5F	D.46
1766120000	PTSC KB 3.0X6 WN1412	D.46
1766120000	PTSC KB 3.0X6 WN1412	D.45
1766130000	ABST.BOLZ.M3X27+KLSC-KI	D.46
1766130000	ABST.BOLZ.M3X27+KLSC-KI	D.45
1768540000	Plotterpen 0,25	M.13
1768550000	Plotterpen 0,35	M.13
1768560000	Plotterpen 0,5	M.13
1768570000	Plotterpen 0,18	M.13

1770000000

1770090000	THM MT30x 26,5/17,5 SI/M	M.8
1770410000	VG EMV PG36 K32-27	L.14
1771930000	SM 27/8 K SI NEUTRAL	M.5
1772120000	Tinte 2000 25ml	M.13
1772130000	Reiniger 2000 25ml	M.13
1772210000	VG M16 - MS 68	L.13
1772220000	VG M20 - MS 68	L.13
1772220000	VG M20 - MS 68	I.10
1772220000	VG M20 - MS 68	I.8
1772220000	VG M20 - MS 68	I.6
1772220000	VG M20 - MS 68	I.4
1772230000	VG M25 - MS 68	L.13
1772230000	VG M25 - MS 68	I.18
1772230000	VG M25 - MS 68	I.16
1772230000	VG M25 - MS 68	I.14
1772230000	VG M25 - MS 68	I.12
1772240000	VG M32 - MS 68	L.13
1772240000	VG M32 - MS 68	I.24
1772240000	VG M32 - MS 68	I.22
1772240000	VG M32 - MS 68	I.20
1772250000	VG M40 - MS 68	L.13
1772250000	VG M40 - MS 68	I.26
1772270000	VG M63 - MS 68	L.13
1772290000	VG M16 - K 68	L.5
1772300000	VG M20-1/K68	L.5
1772300000	VG M20-1/K68	I.6
1772300000	VG M20-1/K68	I.4
1772310000	VG M25 - K 68	L.5
1772320000	VG M32 - K 68	L.5
1772330000	VG M40 - K 68	L.5
1772340000	VG M50 - K 68	L.5
1772350000	VG M63-1/K68	L.5
1773630000	HDC-C-HD-S-LWL1.0POF	J.10
1773640000	HDC-C-HD-B-LWL1.0POF	J.10
1776710000	VGM16-K68 SKS	L.6
1776720000	VGM20-K68 SKS 10,0-14,0	L.6
1776730000	VGM25-K68 SKS	L.6
1776900000	VP M25 K54	L.21
1776910000	VP M20 K54	L.21
1776920000	VP M16 K54	L.21
1776930000	VP M12 K54	L.21
1776940000	VP M32 K54	L.21
1776950000	VP M40 K54	L.21
1776960000	VP M50 K54	L.21
1776970000	VP M63 K54	L.21
1777720000	VP M12-MS65	L.22
1777730000	VP M16-MS65	L.22
1777740000	VP M20-MS65	L.22
1777750000	VP M25-MS65	L.22
1777760000	VP M32-MS65	L.22
1777770000	VP M40-MS65	L.22
1777780000	VP M50-MS65	L.22
1777790000	VP M63-MS65	L.22
1777920000	GWDR M12-PO	L.19
1777930000	GWDR M16-PO	L.19
1777940000	GWDR M20-PO	L.19
1777950000	GWDR M25-PO	L.19
1777960000	GWDR M32-PO	L.19
1777970000	GWDR M40-PO	L.19
1777980000	GWDR M50-PO	L.19
1777990000	GWDR M63-PO	L.19
1778150000	VG NPT 3/4" Eex-e MS	L.17
1778150000	VG NPT 3/4" Eex-e MS	G.4
1778170000	THM MT30x 101/150 SI/G	M.8
1778300000	VGM63-MS54	L.7
1778310000	VGM50-MS54 KB 39,0-41,0	L.7
1778320000	VGM50-MS54 KB 31,0-33,0	L.7
1778330000	VGM40-MS54	L.7
1778340000	VGM32-MS54	L.7
1778350000	VGM25-MS54 KB 15,0-17,0	L.7
1778360000	VGM25-MS54 KB 12,0-14,0	L.7
1778370000	VGM20-MS54 KB 10,0-12,0	L.7

Order No.	Type	Page

1778380000	VGM20-MS54 KB 8,0-10,0	L.7
1778390000	VGM16-MS54	L.7
1778440000	VGM16-MS54 ZE	L.9
1778450000	VGM20-MS54 ZE	L.9
1778460000	VGM20-MS54 ZE 6,0-13,5	L.9
1778480000	VGM25-MS54 ZE	L.9
1778490000	VGM32-MS54 ZE	L.9
1778500000	VGM40-MS54 ZE	L.9
1778520000	VGM50-MS54 ZE	L.9
1778530000	VGM63-MS54 ZE	L.9
1778860000	VGM20-K68 SKS 6,0-12,0	L.6

1780000000

1782990000	SM 27/27 K SI NEUTRAL	M.5
1783000000	SM 27/27 K WS NEUTRAL	M.5
1783010000	SM 27/27 K SONDERDRUCK	M.5
1783250000	HDC 10A KLU 2PG09G	E.13
1784340000	LM MT300 26,5/17,5 SI	M.7
1786770000	HDC 64D TSBU 1M32G	E.36
1786770000	HDC 64D TSBU 1M32G	D.39
1786770000	HDC 64D TSBU 1M32G	D.37
1786770000	HDC 64D TSBU 1M32G	B.135
1786770000	HDC 64D TSBU 1M32G	B.133
1786770000	HDC 64D TSBU 1M32G	B.131
1786770000	HDC 64D TSBU 1M32G	B.89
1786770000	HDC 64D TSBU 1M32G	B.77
1786770000	HDC 64D TSBU 1M32G	B.63
1786770000	HDC 64D TSBU 1M32G	B.41
1786770000	HDC 64D TSBU 1M32G	B.27
1786780000	HDC 64D TSBU 1M25G	E.36
1786780000	HDC 64D TSBU 1M25G	D.39
1786780000	HDC 64D TSBU 1M25G	D.37
1786780000	HDC 64D TSBU 1M25G	B.135
1786780000	HDC 64D TSBU 1M25G	B.133
1786780000	HDC 64D TSBU 1M25G	B.131
1786780000	HDC 64D TSBU 1M25G	B.89
1786780000	HDC 64D TSBU 1M25G	B.77
1786780000	HDC 64D TSBU 1M25G	B.63
1786780000	HDC 64D TSBU 1M25G	B.41
1786780000	HDC 64D TSBU 1M25G	B.27
1786790000	HDC 64D TSBO 1M32G	E.40
1786800000	HDC 64D TSBO 1M25G	E.40
1786810000	HDC 64D TSLU 1M32G	E.38
1786830000	HDC 64D TOBU 1M32G	E.36
1786830000	HDC 64D TOBU 1M32G	D.39
1786830000	HDC 64D TOBU 1M32G	D.37
1786830000	HDC 64D TOBU 1M32G	B.135
1786830000	HDC 64D TOBU 1M32G	B.133
1786830000	HDC 64D TOBU 1M32G	B.131
1786830000	HDC 64D TOBU 1M32G	B.89
1786830000	HDC 64D TOBU 1M32G	B.77
1786830000	HDC 64D TOBU 1M32G	B.63
1786830000	HDC 64D TOBU 1M32G	B.41
1786830000	HDC 64D TOBU 1M32G	B.27
1786860000	HDC 64D TOLU 1M32G	E.38
1786870000	HDC 64D TOLU 1M25G	E.38
1786880000	HDC 64D SBU 2M32G	E.37
1786880000	HDC 64D SBU 2M32G	D.39
1786880000	HDC 64D SBU 2M32G	D.37
1786880000	HDC 64D SBU 2M32G	B.135
1786880000	HDC 64D SBU 2M32G	B.133
1786880000	HDC 64D SBU 2M32G	B.131
1786880000	HDC 64D SBU 2M32G	B.89
1786880000	HDC 64D SBU 2M32G	B.77
1786880000	HDC 64D SBU 2M32G	B.63
1786880000	HDC 64D SBU 2M32G	B.41
1786880000	HDC 64D SBU 2M32G	B.27
1786890000	HDC 64D SBU 2M25G	E.37
1786890000	HDC 64D SBU 2M25G	D.39
1786890000	HDC 64D SBU 2M25G	D.37
1786890000	HDC 64D SBU 2M25G	B.135
1786890000	HDC 64D SBU 2M25G	B.133
1786890000	HDC 64D SBU 2M25G	B.131
1786890000	HDC 64D SBU 2M25G	B.89
1786890000	HDC 64D SBU 2M25G	B.77
1786890000	HDC 64D SBU 2M25G	B.63
1786890000	HDC 64D SBU 2M25G	B.41
1786890000	HDC 64D SBU 2M25G	B.27
1786900000	HDC 64D SLU 2M32G	E.39
1786910000	HDC 64D SLU 2M25G	E.39
1786920000	HDC 64D SDBO 2M32G	E.40
1786940000	HDC 64D SDLU 2M32G	E.39
1786950000	HDC 64D SDLU 2M25G	E.39
1786960000	HDC 64D KBU 1M32G	E.37
1786960000	HDC 64D KBU 1M32G	D.39
1786960000	HDC 64D KBU 1M32G	D.37
1786960000	HDC 64D KBU 1M32G	B.135
1786960000	HDC 64D KBU 1M32G	B.133
1786960000	HDC 64D KBU 1M32G	B.131
1786960000	HDC 64D KBU 1M32G	B.89
1786960000	HDC 64D KBU 1M32G	B.77
1786960000	HDC 64D KBU 1M32G	B.63
1786960000	HDC 64D KBU 1M32G	B.41
1786960000	HDC 64D KBU 1M32G	B.27
1787000000	HDC 40D TSBU 1M32G	E.26
1787000000	HDC 40D TSBU 1M32G	D.35
1787000000	HDC 40D TSBU 1M32G	D.33
1787000000	HDC 40D TSBU 1M32G	B.129
1787000000	HDC 40D TSBU 1M32G	B.127

«ЭЛЕКТРО-ПРОФИ» - http://www.ep.ru

Order No.	Type	Page
1787000000	HDC 40D TSBU 1M32G	B.125
1787000000	HDC 40D TSBU 1M32G	B.123
1787000000	HDC 40D TSBU 1M32G	B.121
1787000000	HDC 40D TSBU 1M32G	B.119
1787000000	HDC 40D TSBU 1M32G	B.93
1787000000	HDC 40D TSBU 1M32G	B.87
1787000000	HDC 40D TSBU 1M32G	B.75
1787000000	HDC 40D TSBU 1M32G	B.59
1787000000	HDC 40D TSBU 1M32G	B.39
1787000000	HDC 40D TSBU 1M32G	B.25
1787010000	HDC 40D TSBU 1M25G	E.26
1787010000	HDC 40D TSBU 1M25G	D.35
1787010000	HDC 40D TSBU 1M25G	D.33
1787010000	HDC 40D TSBU 1M25G	B.129
1787010000	HDC 40D TSBU 1M25G	B.127
1787010000	HDC 40D TSBU 1M25G	B.125
1787010000	HDC 40D TSBU 1M25G	B.123
1787010000	HDC 40D TSBU 1M25G	B.121
1787010000	HDC 40D TSBU 1M25G	B.119
1787010000	HDC 40D TSBU 1M25G	B.93
1787010000	HDC 40D TSBU 1M25G	B.87
1787010000	HDC 40D TSBU 1M25G	B.75
1787010000	HDC 40D TSBU 1M25G	B.59
1787010000	HDC 40D TSBU 1M25G	B.39
1787010000	HDC 40D TSBU 1M25G	B.25
1787020000	HDC 40D TSBO 1M32G	E.30
1787030000	HDC 40D TSBO 1M25G	E.30
1787040000	HDC 40D TSLU 1M32G	E.28
1787050000	HDC 40D TSLU 1M25G	E.28
1787060000	HDC 40D TOBU 1M32G	E.26
1787060000	HDC 40D TOBU 1M32G	D.35
1787060000	HDC 40D TOBU 1M32G	D.33
1787060000	HDC 40D TOBU 1M32G	B.129
1787060000	HDC 40D TOBU 1M32G	B.127
1787060000	HDC 40D TOBU 1M32G	B.125
1787060000	HDC 40D TOBU 1M32G	B.123
1787060000	HDC 40D TOBU 1M32G	B.121
1787060000	HDC 40D TOBU 1M32G	B.119
1787060000	HDC 40D TOBU 1M32G	B.93
1787060000	HDC 40D TOBU 1M32G	B.87
1787060000	HDC 40D TOBU 1M32G	B.75
1787060000	HDC 40D TOBU 1M32G	B.59
1787060000	HDC 40D TOBU 1M32G	B.39
1787060000	HDC 40D TOBU 1M32G	B.25
1787070000	HDC 40D TOBU 1M25G	E.26
1787070000	HDC 40D TOBU 1M25G	D.35
1787070000	HDC 40D TOBU 1M25G	D.33
1787070000	HDC 40D TOBU 1M25G	B.129
1787070000	HDC 40D TOBU 1M25G	B.127
1787070000	HDC 40D TOBU 1M25G	B.125
1787070000	HDC 40D TOBU 1M25G	B.123
1787070000	HDC 40D TOBU 1M25G	B.121
1787070000	HDC 40D TOBU 1M25G	B.119
1787070000	HDC 40D TOBU 1M25G	B.93
1787070000	HDC 40D TOBU 1M25G	B.87
1787070000	HDC 40D TOBU 1M25G	B.75
1787070000	HDC 40D TOBU 1M25G	B.59
1787070000	HDC 40D TOBU 1M25G	B.39
1787070000	HDC 40D TOBU 1M25G	B.25
1787100000	HDC 40D TOLU 1M32G	E.28
1787110000	HDC 40D SBU 2M32G	E.27
1787110000	HDC 40D SBU 2M32G	D.35
1787110000	HDC 40D SBU 2M32G	D.33
1787110000	HDC 40D SBU 2M32G	B.129
1787110000	HDC 40D SBU 2M32G	B.127
1787110000	HDC 40D SBU 2M32G	B.125
1787110000	HDC 40D SBU 2M32G	B.123
1787110000	HDC 40D SBU 2M32G	B.121
1787110000	HDC 40D SBU 2M32G	B.119
1787110000	HDC 40D SBU 2M32G	B.93
1787110000	HDC 40D SBU 2M32G	B.87
1787110000	HDC 40D SBU 2M32G	B.75
1787110000	HDC 40D SBU 2M32G	B.59
1787110000	HDC 40D SBU 2M32G	B.39
1787110000	HDC 40D SBU 2M32G	B.25
1787120000	HDC 40D SBU 2M25G	E.27
1787120000	HDC 40D SBU 2M25G	D.35
1787120000	HDC 40D SBU 2M25G	D.33
1787120000	HDC 40D SBU 2M25G	B.129
1787120000	HDC 40D SBU 2M25G	B.127
1787120000	HDC 40D SBU 2M25G	B.125
1787120000	HDC 40D SBU 2M25G	B.123
1787120000	HDC 40D SBU 2M25G	B.121
1787120000	HDC 40D SBU 2M25G	B.119
1787120000	HDC 40D SBU 2M25G	B.93
1787120000	HDC 40D SBU 2M25G	B.87
1787120000	HDC 40D SBU 2M25G	B.75
1787120000	HDC 40D SBU 2M25G	B.59
1787120000	HDC 40D SBU 2M25G	B.39
1787120000	HDC 40D SBU 2M25G	B.25
1787170000	HDC 40D SDLU 2M32G	E.29
1787180000	HDC 40D SDLU 2M25G	E.29
1787190000	HDC 40D KBU 1M32G	E.27
1787190000	HDC 40D KBU 1M32G	D.35
1787190000	HDC 40D KBU 1M32G	D.33
1787190000	HDC 40D KBU 1M32G	B.129
1787190000	HDC 40D KBU 1M32G	B.127
1787190000	HDC 40D KBU 1M32G	B.125
1787190000	HDC 40D KBU 1M32G	B.123
1787190000	HDC 40D KBU 1M32G	B.121
1787190000	HDC 40D KBU 1M32G	B.119
1787190000	HDC 40D KBU 1M32G	B.93
1787190000	HDC 40D KBU 1M32G	B.87
1787190000	HDC 40D KBU 1M32G	B.75
1787190000	HDC 40D KBU 1M32G	B.59
1787190000	HDC 40D KBU 1M32G	B.39
1787190000	HDC 40D KBU 1M32G	B.25
1787200000	HDC 40D KBU 1M25G	E.27
1787200000	HDC 40D KBU 1M25G	D.35
1787200000	HDC 40D KBU 1M25G	D.33
1787200000	HDC 40D KBU 1M25G	B.129
1787200000	HDC 40D KBU 1M25G	B.127
1787200000	HDC 40D KBU 1M25G	B.125
1787200000	HDC 40D KBU 1M25G	B.123
1787200000	HDC 40D KBU 1M25G	B.121
1787200000	HDC 40D KBU 1M25G	B.119
1787200000	HDC 40D KBU 1M25G	B.93
1787200000	HDC 40D KBU 1M25G	B.87
1787200000	HDC 40D KBU 1M25G	B.75
1787200000	HDC 40D KBU 1M25G	B.59
1787200000	HDC 40D KBU 1M25G	B.39
1787200000	HDC 40D KBU 1M25G	B.25
1787220000	HDC 40D KLU 1M25G	E.29
1787230000	HDC 24D TSBU 1M32G	E.16
1787230000	HDC 24D TSBU 1M32G	D.31
1787230000	HDC 24D TSBU 1M32G	D.29
1787230000	HDC 24D TSBU 1M32G	B.117
1787230000	HDC 24D TSBU 1M32G	B.85
1787230000	HDC 24D TSBU 1M32G	B.73
1787230000	HDC 24D TSBU 1M32G	B.55
1787230000	HDC 24D TSBU 1M32G	B.37
1787230000	HDC 24D TSBU 1M32G	B.23
1787240000	HDC 24D TSBU 1M25G	E.16
1787240000	HDC 24D TSBU 1M25G	D.31
1787240000	HDC 24D TSBU 1M25G	D.29
1787240000	HDC 24D TSBU 1M25G	B.117
1787240000	HDC 24D TSBU 1M25G	B.85
1787240000	HDC 24D TSBU 1M25G	B.73
1787240000	HDC 24D TSBU 1M25G	B.55
1787240000	HDC 24D TSBU 1M25G	B.37
1787240000	HDC 24D TSBU 1M25G	B.23
1787250000	HDC 24D TSBO 1M32G	E.21
1787260000	HDC 24D TSBO 1M25G	E.21
1787270000	HDC 24D TSLU 1M32G	E.18
1787280000	HDC 24D TSLU 1M25G	E.18
1787290000	HDC 24D TOBU 1M32G	E.16
1787290000	HDC 24D TOBU 1M32G	D.31
1787290000	HDC 24D TOBU 1M32G	D.29
1787290000	HDC 24D TOBU 1M32G	B.117
1787290000	HDC 24D TOBU 1M32G	B.85
1787290000	HDC 24D TOBU 1M32G	B.73
1787290000	HDC 24D TOBU 1M32G	B.55
1787290000	HDC 24D TOBU 1M32G	B.37
1787290000	HDC 24D TOBU 1M32G	B.23
1787300000	HDC 24D TOBU 1M25G	E.16
1787300000	HDC 24D TOBU 1M25G	D.31
1787300000	HDC 24D TOBU 1M25G	D.29
1787300000	HDC 24D TOBU 1M25G	B.117
1787300000	HDC 24D TOBU 1M25G	B.85
1787300000	HDC 24D TOBU 1M25G	B.73
1787300000	HDC 24D TOBU 1M25G	B.55
1787300000	HDC 24D TOBU 1M25G	B.37
1787300000	HDC 24D TOBU 1M25G	B.23
1787330000	HDC 24D TOLU 1M32G	E.18
1787340000	HDC 24D TOLU 1M25G	E.18
1787350000	HDC 24D SBU 2M25G	E.17
1787360000	HDC 24D SBU 2M32G	E.17
1787370000	HDC 24D SLU 2M32G	E.19
1787400000	HDC 24D SDBO 2M25G	E.21
1787410000	HDC 24D SDLU 2M32G	E.19
1787420000	HDC 24D SDLU 2M25G	E.19
1787450000	HDC 24D KLU 1M32G	E.19
1787460000	HDC 24D KLU 1M25G	E.19
1787470000	HDC 16D TSLU 1M32G	E.14
1787470000	HDC 16D TSLU 1M32G	B.115
1787480000	HDC 16D TSLU 1M25G	E.14
1787480000	HDC 16D TSLU 1M25G	D.27
1787480000	HDC 16D TSLU 1M25G	D.25
1787480000	HDC 16D TSLU 1M25G	B.115
1787480000	HDC 16D TSLU 1M25G	B.71
1787480000	HDC 16D TSLU 1M25G	B.53
1787480000	HDC 16D TSLU 1M25G	B.35
1787480000	HDC 16D TSLU 1M25G	B.21
1787490000	HDC 16D TOLU 1M32G	E.14
1787490000	HDC 16D TOLU 1M32G	D.27
1787490000	HDC 16D TOLU 1M32G	D.25
1787490000	HDC 16D TOLU 1M32G	B.115
1787490000	HDC 16D TOLU 1M32G	B.71
1787490000	HDC 16D TOLU 1M32G	B.53
1787490000	HDC 16D TOLU 1M32G	B.35
1787490000	HDC 16D TOLU 1M32G	B.21
1787500000	HDC 16D TOLU 1M25G	E.14
1787500000	HDC 16D TOLU 1M25G	D.27
1787500000	HDC 16D TOLU 1M25G	D.25
1787500000	HDC 16D TOLU 1M25G	B.115
1787500000	HDC 16D TOLU 1M25G	B.71
1787500000	HDC 16D TOLU 1M25G	B.53
1787500000	HDC 16D TOLU 1M25G	B.35
1787500000	HDC 16D TOLU 1M25G	B.21
1787510000	HDC 16D SLU 2M32G	E.15
1787510000	HDC 16D SLU 2M32G	B.115
1787520000	HDC 16D SLU 2M25G	E.15
1787520000	HDC 16D SLU 2M25G	B.115
1787540000	HDC 16D SDLU 2M25G	E.15
1787540000	HDC 16D SDLU 2M25G	B.115
1787550000	HDC 10B TSBU 1M25G	I.14
1787550000	HDC 10B TSBU 1M25G	I.12
1787550000	HDC 10B TSBU 1M25G	E.16
1787550000	HDC 10B TSBU 1M25G	D.31
1787550000	HDC 10B TSBU 1M25G	D.29
1787550000	HDC 10B TSBU 1M25G	B.117
1787550000	HDC 10B TSBU 1M25G	B.85
1787550000	HDC 10B TSBU 1M25G	B.73
1787550000	HDC 10B TSBU 1M25G	B.55
1787550000	HDC 10B TSBU 1M25G	B.37
1787550000	HDC 10B TSBU 1M25G	B.23
1787560000	HDC 10B TSBU 1M20G	E.16
1787560000	HDC 10B TSBU 1M20G	D.31
1787560000	HDC 10B TSBU 1M20G	D.29
1787560000	HDC 10B TSBU 1M20G	B.117
1787560000	HDC 10B TSBU 1M20G	B.85
1787560000	HDC 10B TSBU 1M20G	B.73
1787560000	HDC 10B TSBU 1M20G	B.55
1787560000	HDC 10B TSBU 1M20G	B.37
1787560000	HDC 10B TSBU 1M20G	B.23
1787570000	HDC 10B TSBO 1M25G	E.21
1787580000	HDC 10B TSLU 1M25G	E.18
1787590000	HDC 10B TOBU 1M25G	I.14
1787590000	HDC 10B TOBU 1M25G	I.12
1787590000	HDC 10B TOBU 1M25G	E.16
1787590000	HDC 10B TOBU 1M25G	D.31
1787590000	HDC 10B TOBU 1M25G	D.29
1787590000	HDC 10B TOBU 1M25G	B.117
1787590000	HDC 10B TOBU 1M25G	B.85
1787590000	HDC 10B TOBU 1M25G	B.73
1787590000	HDC 10B TOBU 1M25G	B.55
1787590000	HDC 10B TOBU 1M25G	B.37
1787590000	HDC 10B TOBU 1M25G	B.23
1787600000	HDC 10B TOBU 1M20G	E.16
1787600000	HDC 10B TOBU 1M20G	D.31
1787600000	HDC 10B TOBU 1M20G	D.29
1787600000	HDC 10B TOBU 1M20G	B.117
1787600000	HDC 10B TOBU 1M20G	B.85
1787600000	HDC 10B TOBU 1M20G	B.73
1787600000	HDC 10B TOBU 1M20G	B.55
1787600000	HDC 10B TOBU 1M20G	B.37
1787600000	HDC 10B TOBU 1M20G	B.23
1787610000	HDC 10B TOBO 1M25G	E.21
1787620000	HDC 10B TOLU 1M25G	E.18
1787630000	HDC 10B SBU 2M25G	E.17
1787630000	HDC 10B SBU 2M25G	D.31
1787630000	HDC 10B SBU 2M25G	D.29
1787630000	HDC 10B SBU 2M25G	B.117
1787630000	HDC 10B SBU 2M25G	B.85
1787630000	HDC 10B SBU 2M25G	B.73
1787630000	HDC 10B SBU 2M25G	B.55
1787630000	HDC 10B SBU 2M25G	B.37
1787630000	HDC 10B SBU 2M25G	B.23
1787640000	HDC 10B SBU 2M20G	E.17
1787640000	HDC 10B SBU 2M20G	D.31
1787640000	HDC 10B SBU 2M20G	D.29
1787640000	HDC 10B SBU 2M20G	B.117
1787640000	HDC 10B SBU 2M20G	B.85
1787640000	HDC 10B SBU 2M20G	B.73
1787640000	HDC 10B SBU 2M20G	B.55
1787640000	HDC 10B SBU 2M20G	B.37
1787640000	HDC 10B SBU 2M20G	B.23
1787650000	HDC 10B SLU 2M25G	E.19
1787660000	HDC 10B SLU 2M20G	E.19
1787670000	HDC 10B SDBO 2M25G	E.21
1787680000	HDC 10B SDBO 2M20G	E.21
1787700000	HDC 10B SDLU 2M20G	E.19
1787720000	HDC 10B KBU 1M20G	E.17
1787720000	HDC 10B KBU 1M20G	D.31
1787720000	HDC 10B KBU 1M20G	D.29
1787720000	HDC 10B KBU 1M20G	B.117
1787720000	HDC 10B KBU 1M20G	B.85
1787720000	HDC 10B KBU 1M20G	B.73
1787720000	HDC 10B KBU 1M20G	B.55
1787720000	HDC 10B KBU 1M20G	B.37
1787720000	HDC 10B KBU 1M20G	B.23
1787730000	HDC 10B KLU 1M25G	E.19
1787740000	HDC 10B KLU 1M20G	E.19
1787750000	HDC 24B TSBU 1M32G	I.22
1787750000	HDC 24B TSBU 1M32G	I.20
1787750000	HDC 24B TSBU 1M32G	E.36
1787750000	HDC 24B TSBU 1M32G	D.39
1787750000	HDC 24B TSBU 1M32G	D.37
1787750000	HDC 24B TSBU 1M32G	B.135
1787750000	HDC 24B TSBU 1M32G	B.133
1787750000	HDC 24B TSBU 1M32G	B.131
1787750000	HDC 24B TSBU 1M32G	B.89
1787750000	HDC 24B TSBU 1M32G	B.77
1787750000	HDC 24B TSBU 1M32G	B.63
1787750000	HDC 24B TSBU 1M32G	B.41
1787750000	HDC 24B TSBU 1M32G	B.27
1787760000	HDC 24B TSBU 1M25G	E.36
1787760000	HDC 24B TSBU 1M25G	D.39
1787760000	HDC 24B TSBU 1M25G	D.37
1787760000	HDC 24B TSBU 1M25G	B.135
1787760000	HDC 24B TSBU 1M25G	B.133
1787760000	HDC 24B TSBU 1M25G	B.131
1787760000	HDC 24B TSBU 1M25G	B.89
1787760000	HDC 24B TSBU 1M25G	B.77
1787760000	HDC 24B TSBU 1M25G	B.63
1787760000	HDC 24B TSBU 1M25G	B.41
1787760000	HDC 24B TSBU 1M25G	B.27
1787770000	HDC 24B TSBO 1M32G	E.40
1787780000	HDC 24B TSBO 1M25G	E.40
1787790000	HDC 24B TSLU 1M32G	E.38
1787800000	HDC 24B TSLU 1M25G	E.38
1787810000	HDC 24B TOBU 1M32G	I.22
1787810000	HDC 24B TOBU 1M32G	I.20
1787810000	HDC 24B TOBU 1M32G	E.36
1787810000	HDC 24B TOBU 1M32G	D.39
1787810000	HDC 24B TOBU 1M32G	D.37
1787810000	HDC 24B TOBU 1M32G	B.135
1787810000	HDC 24B TOBU 1M32G	B.133
1787810000	HDC 24B TOBU 1M32G	B.131
1787810000	HDC 24B TOBU 1M32G	B.89
1787810000	HDC 24B TOBU 1M32G	B.77
1787810000	HDC 24B TOBU 1M32G	B.63
1787810000	HDC 24B TOBU 1M32G	B.41
1787810000	HDC 24B TOBU 1M32G	B.27
1787820000	HDC 24B TOBU 1M25G	E.36
1787820000	HDC 24B TOBU 1M25G	D.39
1787820000	HDC 24B TOBU 1M25G	D.37
1787820000	HDC 24B TOBU 1M25G	B.135
1787820000	HDC 24B TOBU 1M25G	B.133
1787820000	HDC 24B TOBU 1M25G	B.131
1787820000	HDC 24B TOBU 1M25G	B.89
1787820000	HDC 24B TOBU 1M25G	B.77
1787820000	HDC 24B TOBU 1M25G	B.63
1787820000	HDC 24B TOBU 1M25G	B.41
1787820000	HDC 24B TOBU 1M25G	B.27
1787830000	HDC 24B TOBO 1M32G	E.40
1787850000	HDC 24B TOLU 1M32G	E.38
1787860000	HDC 24B TOLU 1M25G	E.38
1787870000	HDC 24B SBU 2M25G	E.37
1787870000	HDC 24B SBU 2M25G	D.39
1787870000	HDC 24B SBU 2M25G	D.37
1787870000	HDC 24B SBU 2M25G	B.135
1787870000	HDC 24B SBU 2M25G	B.133
1787870000	HDC 24B SBU 2M25G	B.131
1787870000	HDC 24B SBU 2M25G	B.89
1787870000	HDC 24B SBU 2M25G	B.77
1787870000	HDC 24B SBU 2M25G	B.63
1787870000	HDC 24B SBU 2M25G	B.41
1787870000	HDC 24B SBU 2M25G	B.27
1787880000	HDC 24B SLU 2M25G	E.39
1787900000	HDC 24B SDLU 2M25G	E.39
1787920000	HDC 24B KBU 1M25G	E.37
1787920000	HDC 24B KBU 1M25G	D.39
1787920000	HDC 24B KBU 1M25G	D.37
1787920000	HDC 24B KBU 1M25G	B.135
1787920000	HDC 24B KBU 1M25G	B.133
1787920000	HDC 24B KBU 1M25G	B.131
1787920000	HDC 24B KBU 1M25G	B.89
1787920000	HDC 24B KBU 1M25G	B.77
1787920000	HDC 24B KBU 1M25G	B.63
1787920000	HDC 24B KBU 1M25G	B.41
1787920000	HDC 24B KBU 1M25G	B.27
1787950000	HDC 32A TSBU 1M32G	E.32
1787950000	HDC 32A TSBU 1M32G	B.61
1787950000	HDC 32A TSBU 1M32G	B.15
1787960000	HDC 32A TSBU 1M25G	E.32
1787960000	HDC 32A TSBU 1M25G	B.61
1787960000	HDC 32A TSBU 1M25G	B.15
1787970000	HDC 32A TSBO 1M32G	E.34
1787980000	HDC 32A TSBO 1M25G	E.34
1787990000	HDC 32A TOBU 1M32G	E.32
1787990000	HDC 32A TOBU 1M32G	B.61
1787990000	HDC 32A TOBU 1M32G	B.15
1788010000	HDC 32A TOBO 1M32G	E.34
1788040000	HDC 32A SBU 2M25G	E.33
1788040000	HDC 32A SBU 2M25G	B.61
1788040000	HDC 32A SBU 2M25G	B.15
1788050000	HDC 32A SDBO 2M32G	E.34
1788060000	HDC 32A SDBO 2M25G	E.34
1788070000	HDC 32A KBU 1M32G	E.33
1788070000	HDC 32A KBU 1M32G	B.61
1788070000	HDC 32A KBU 1M32G	B.15
1788080000	HDC 32A KBU 1M25G	E.33
1788080000	HDC 32A KBU 1M25G	B.61
1788080000	HDC 32A KBU 1M25G	B.15
1788090000	HDC 06B TSLU 1M25G	E.14
1788090000	HDC 06B TSLU 1M25G	D.27
1788090000	HDC 06B TSLU 1M25G	D.25
1788090000	HDC 06B TSLU 1M25G	B.71
1788090000	HDC 06B TSLU 1M25G	B.53
1788090000	HDC 06B TSLU 1M25G	B.35
1788090000	HDC 06B TSLU 1M25G	B.21
1788100000	HDC 06B TSLU 1M20G	I.10
1788100000	HDC 06B TSLU 1M20G	I.8
1788100000	HDC 06B TSLU 1M20G	E.14
1788100000	HDC 06B TSLU 1M20G	D.27
1788100000	HDC 06B TSLU 1M20G	D.25
1788100000	HDC 06B TSLU 1M20G	B.71
1788100000	HDC 06B TSLU 1M20G	B.53
1788100000	HDC 06B TSLU 1M20G	B.35

«ЭЛЕКТРО-ПРОФИ» - http://www.ep.ru

Order No.	Type	Page
1788100000	HDC 06B TSLU 1M20G	B.21
1788110000	HDC 06B TOLU 1M25G	E.14
1788110000	HDC 06B TOLU 1M25G	D.27
1788110000	HDC 06B TOLU 1M25G	D.25
1788110000	HDC 06B TOLU 1M25G	B.71
1788110000	HDC 06B TOLU 1M25G	B.53
1788110000	HDC 06B TOLU 1M25G	B.35
1788110000	HDC 06B TOLU 1M25G	B.21
1788120000	HDC 06B TOLU 1M20G	I.10
1788120000	HDC 06B TOLU 1M20G	I.8
1788120000	HDC 06B TOLU 1M20G	E.14
1788120000	HDC 06B TOLU 1M20G	D.27
1788120000	HDC 06B TOLU 1M20G	D.25
1788120000	HDC 06B TOLU 1M20G	B.71
1788120000	HDC 06B TOLU 1M20G	B.53
1788120000	HDC 06B TOLU 1M20G	B.35
1788120000	HDC 06B TOLU 1M20G	B.21
1788130000	HDC 06B SLU 2M25G	E.15
1788130000	HDC 06B SLU 2M25G	D.27
1788130000	HDC 06B SLU 2M25G	D.25
1788130000	HDC 06B SLU 2M25G	B.71
1788130000	HDC 06B SLU 2M25G	B.53
1788130000	HDC 06B SLU 2M25G	B.35
1788130000	HDC 06B SLU 2M25G	B.21
1788140000	HDC 06B SLU 2M20G	E.15
1788140000	HDC 06B SLU 2M20G	D.27
1788140000	HDC 06B SLU 2M20G	D.25
1788140000	HDC 06B SLU 2M20G	B.71
1788140000	HDC 06B SLU 2M20G	B.53
1788140000	HDC 06B SLU 2M20G	B.35
1788140000	HDC 06B SLU 2M20G	B.21
1788160000	HDC 06B SDLU 2M25G	E.15
1788160000	HDC 06B SDLU 2M25G	D.27
1788160000	HDC 06B SDLU 2M25G	D.25
1788160000	HDC 06B SDLU 2M25G	B.71
1788160000	HDC 06B SDLU 2M25G	B.53
1788160000	HDC 06B SDLU 2M25G	B.35
1788160000	HDC 06B SDLU 2M25G	B.21
1788170000	HDC 06B SDLU 2M20G	E.15
1788170000	HDC 06B SDLU 2M20G	D.27
1788170000	HDC 06B SDLU 2M20G	D.25
1788170000	HDC 06B SDLU 2M20G	B.71
1788170000	HDC 06B SDLU 2M20G	B.53
1788170000	HDC 06B SDLU 2M20G	B.35
1788170000	HDC 06B SDLU 2M20G	B.21
1788180000	HDC 16B TSBU 1M25G	I.18
1788180000	HDC 16B TSBU 1M25G	I.16
1788180000	HDC 16B TSBU 1M25G	E.26
1788180000	HDC 16B TSBU 1M25G	D.35
1788180000	HDC 16B TSBU 1M25G	D.33
1788180000	HDC 16B TSBU 1M25G	B.129
1788180000	HDC 16B TSBU 1M25G	B.127
1788180000	HDC 16B TSBU 1M25G	B.125
1788180000	HDC 16B TSBU 1M25G	B.123
1788180000	HDC 16B TSBU 1M25G	B.121
1788180000	HDC 16B TSBU 1M25G	B.119
1788180000	HDC 16B TSBU 1M25G	B.93
1788180000	HDC 16B TSBU 1M25G	B.87
1788180000	HDC 16B TSBU 1M25G	B.75
1788180000	HDC 16B TSBU 1M25G	B.59
1788180000	HDC 16B TSBU 1M25G	B.39
1788180000	HDC 16B TSBU 1M25G	B.25
1788190000	HDC 16B TSBO 1M25G	E.30
1788200000	HDC 16B TSLU 1M25G	E.28
1788210000	HDC 16B TOBU 1M25G	I.18
1788210000	HDC 16B TOBU 1M25G	I.16
1788210000	HDC 16B TOBU 1M25G	E.26
1788210000	HDC 16B TOBU 1M25G	D.35
1788210000	HDC 16B TOBU 1M25G	D.33
1788210000	HDC 16B TOBU 1M25G	B.129
1788210000	HDC 16B TOBU 1M25G	B.127
1788210000	HDC 16B TOBU 1M25G	B.125
1788210000	HDC 16B TOBU 1M25G	B.123
1788210000	HDC 16B TOBU 1M25G	B.121
1788210000	HDC 16B TOBU 1M25G	B.119
1788210000	HDC 16B TOBU 1M25G	B.93
1788210000	HDC 16B TOBU 1M25G	B.87
1788210000	HDC 16B TOBU 1M25G	B.75
1788210000	HDC 16B TOBU 1M25G	B.59
1788210000	HDC 16B TOBU 1M25G	B.39
1788210000	HDC 16B TOBU 1M25G	B.25
1788220000	HDC 16B TOBO 1M25G	E.30
1788230000	HDC 16B TOLU 1M25G	E.28
1788240000	HDC 16B SBU 2M25G	E.27
1788240000	HDC 16B SBU 2M25G	D.35
1788240000	HDC 16B SBU 2M25G	D.33
1788240000	HDC 16B SBU 2M25G	B.129
1788240000	HDC 16B SBU 2M25G	B.127
1788240000	HDC 16B SBU 2M25G	B.125
1788240000	HDC 16B SBU 2M25G	B.123
1788240000	HDC 16B SBU 2M25G	B.121
1788240000	HDC 16B SBU 2M25G	B.119
1788240000	HDC 16B SBU 2M25G	B.93
1788240000	HDC 16B SBU 2M25G	B.87
1788240000	HDC 16B SBU 2M25G	B.75
1788240000	HDC 16B SBU 2M25G	B.59
1788240000	HDC 16B SBU 2M25G	B.39
1788240000	HDC 16B SBU 2M25G	B.25
1788250000	HDC 16B SLU 2M25G	E.29
1788260000	HDC 16B SDBO 2M25G	E.31

Order No.	Type	Page
1788270000	HDC 16B SDLU 2M25G	E.29
1788290000	HDC 16B KLU 1M25G	E.29
1788300000	HDC 48B TSLU 1M50G	E.49
1788300000	HDC 48B TSLU 1M50G	D.43
1788300000	HDC 48B TSLU 1M50G	B.81
1788300000	HDC 48B TSLU 1M50G	B.67
1788300000	HDC 48B TSLU 1M50G	B.31
1788310000	HDC 48B TSLU 1M40G	I.26
1788310000	HDC 48B TSLU 1M40G	E.49
1788310000	HDC 48B TSLU 1M40G	D.43
1788310000	HDC 48B TSLU 1M40G	B.81
1788310000	HDC 48B TSLU 1M40G	B.67
1788310000	HDC 48B TSLU 1M40G	B.31
1788320000	HDC 48B TSLU 1M32G	E.49
1788320000	HDC 48B TSLU 1M32G	D.43
1788320000	HDC 48B TSLU 1M32G	B.81
1788320000	HDC 48B TSLU 1M32G	B.67
1788320000	HDC 48B TSLU 1M32G	B.31
1788330000	HDC 48B TOLU 1M50G	E.49
1788330000	HDC 48B TOLU 1M50G	D.43
1788330000	HDC 48B TOLU 1M50G	B.81
1788330000	HDC 48B TOLU 1M50G	B.67
1788330000	HDC 48B TOLU 1M50G	B.31
1788340000	HDC 48B TOLU 1M40G	E.49
1788350000	HDC 48B TOLU 1M32G	E.49
1788350000	HDC 48B TOLU 1M32G	D.43
1788350000	HDC 48B TOLU 1M32G	B.81
1788350000	HDC 48B TOLU 1M32G	B.67
1788350000	HDC 48B TOLU 1M32G	B.31
1788360000	HDC 48B SLU 2M40G	E.49
1788360000	HDC 48B SLU 2M40G	D.43
1788360000	HDC 48B SLU 2M40G	B.81
1788360000	HDC 48B SLU 2M40G	B.67
1788360000	HDC 48B SLU 2M40G	B.31
1788370000	HDC 48B SLU 2M32G	E.49
1788370000	HDC 48B SLU 2M32G	D.43
1788370000	HDC 48B SLU 2M32G	B.81
1788370000	HDC 48B SLU 2M32G	B.67
1788370000	HDC 48B SLU 2M32G	B.31
1788390000	HDC 48B SDLU 2M32G	E.49
1788390000	HDC 48B SDLU 2M32G	D.43
1788390000	HDC 48B SDLU 2M32G	B.81
1788390000	HDC 48B SDLU 2M32G	B.67
1788390000	HDC 48B SDLU 2M32G	B.31
1788400000	HDC 32B TSBU 1M32G	I.24
1788400000	HDC 32B TSBU 1M32G	E.44
1788410000	HDC 32B TSBO 1M32G	E.48
1788420000	HDC 32B TSLU 1M32G	E.46
1788420000	HDC 32B TSLU 1M32G	D.41
1788420000	HDC 32B TSLU 1M32G	B.95
1788420000	HDC 32B TSLU 1M32G	B.79
1788420000	HDC 32B TSLU 1M32G	B.65
1788420000	HDC 32B TSLU 1M32G	B.43
1788420000	HDC 32B TSLU 1M32G	B.29
1788430000	HDC 32B TOBU 1M32G	E.44
1788450000	HDC 32B TOLU 1M32G	E.46
1788460000	HDC 32B SBU 2M32G	E.45
1788470000	HDC 32B SLU 2M32G	E.47
1788470000	HDC 32B SLU 2M32G	D.41
1788470000	HDC 32B SLU 2M32G	B.95
1788470000	HDC 32B SLU 2M32G	B.79
1788470000	HDC 32B SLU 2M32G	B.65
1788470000	HDC 32B SLU 2M32G	B.43
1788470000	HDC 32B SLU 2M32G	B.29
1788490000	HDC 32B SDLU 2M32G	E.47
1788490000	HDC 32B SDLU 2M32G	D.41
1788490000	HDC 32B SDLU 2M32G	B.95
1788490000	HDC 32B SDLU 2M32G	B.79
1788490000	HDC 32B SDLU 2M32G	B.65
1788490000	HDC 32B SDLU 2M32G	B.43
1788490000	HDC 32B SDLU 2M32G	B.29
1788500000	HDC 32B KLU 1M32G	E.47
1788500000	HDC 32B KLU 1M32G	D.41
1788500000	HDC 32B KLU 1M32G	B.95
1788500000	HDC 32B KLU 1M32G	B.79
1788500000	HDC 32B KLU 1M32G	B.65
1788500000	HDC 32B KLU 1M32G	B.43
1788500000	HDC 32B KLU 1M32G	B.29
1788510000	HDC 07A TWLU 1M20G	E.4
1788510000	HDC 07A TWLU 1M20G	B.49
1788510000	HDC 07A TWLU 1M20G	B.47
1788520000	HDC 07A TOLU 1M20G	I.6
1788520000	HDC 07A TOLU 1M20G	I.4
1788520000	HDC 07A TOLU 1M20G	E.4
1788520000	HDC 07A TOLU 1M20G	B.49
1788520000	HDC 07A TOLU 1M20G	B.47
1788530000	HDC 07A SLU 1M20G	E.5
1788530000	HDC 07A SLU 1M20G	B.49
1788530000	HDC 07A SLU 1M20G	B.47
1788540000	HDC 07A KOLU 1M20G	E.5
1788540000	HDC 07A KOLU 1M20G	B.49
1788540000	HDC 07A KOLU 1M20G	B.47
1788550000	HDC 48A TSLU 1M32G	E.42
1788550000	HDC 48A TSLU 1M32G	B.17
1788560000	HDC 48A TOLU 1M32G	E.42
1788560000	HDC 48A TOLU 1M32G	B.17
1788570000	HDC 48A SLU 2M32G	E.43
1788570000	HDC 48A SLU 2M32G	B.17
1788610000	HDC 10A TOLU 1M25G	E.12
1788610000	HDC 10A TOLU 1M25G	B.51

Order No.	Type	Page
1788610000	HDC 10A TOLU 1M25G	B.11
1788620000	HDC 10A TOLU 1M20G	E.12
1788620000	HDC 10A TOLU 1M20G	B.51
1788620000	HDC 10A TOLU 1M20G	B.11
1788630000	HDC 10A SLU 2M25G	E.13
1788630000	HDC 10A SLU 2M25G	B.51
1788630000	HDC 10A SLU 2M25G	B.11
1788640000	HDC 10A SLU 2M20G	E.13
1788640000	HDC 10A SLU 2M20G	B.51
1788640000	HDC 10A SLU 2M20G	B.11
1788650000	HDC 10A SDLU 2M25G	E.13
1788650000	HDC 10A SDLU 2M25G	B.51
1788650000	HDC 10A SDLU 2M25G	B.11
1788660000	HDC 10A SDLU 2M20G	E.13
1788660000	HDC 10A SDLU 2M20G	B.51
1788660000	HDC 10A SDLU 2M20G	B.11
1788670000	HDC 10A KLU 1M25G	E.13
1788670000	HDC 10A KLU 1M25G	B.51
1788670000	HDC 10A KLU 1M25G	B.11
1788680000	HDC 25A TSLU 1M20G	E.24
1788680000	HDC 25A TSLU 1M20G	B.57
1788680000	HDC 25A TSLU 1M20G	B.13
1788690000	HDC 25A TSLU 1M25G	E.24
1788690000	HDC 25A TSLU 1M25G	B.57
1788690000	HDC 25A TSLU 1M25G	B.13
1788700000	HDC 25A TOLU 1M25G	E.24
1788700000	HDC 25A TOLU 1M25G	B.57
1788700000	HDC 25A TOLU 1M25G	B.13
1788710000	HDC 25A TOLU 1M20G	E.24
1788710000	HDC 25A TOLU 1M20G	B.57
1788710000	HDC 25A TOLU 1M20G	B.13
1788740000	HDC 16A TSLU 1M25G	E.24
1788740000	HDC 16A TSLU 1M25G	B.57
1788740000	HDC 16A TSLU 1M25G	B.13
1788750000	HDC 16A TOLU 1M25G	E.24
1788750000	HDC 16A TOLU 1M25G	B.57
1788750000	HDC 16A TOLU 1M25G	B.13
1788760000	HDC 16A SLU 2M25G	E.25
1788760000	HDC 16A SLU 2M25G	B.57
1788760000	HDC 16A SLU 2M25G	B.13
1788770000	HDC 16A SLU 2M20G	E.25
1788770000	HDC 16A SLU 2M20G	B.57
1788770000	HDC 16A SLU 2M20G	B.13
1788780000	HDC 16A SDLU 2M25G	E.25
1788780000	HDC 16A SDLU 2M25G	B.57
1788780000	HDC 16A SDLU 2M25G	B.13
1788790000	HDC 16A SDLU 2M20G	E.25
1788790000	HDC 16A SDLU 2M20G	B.57
1788790000	HDC 16A SDLU 2M20G	B.13
1788800000	HDC 16A KLU 1M25G	E.25
1788800000	HDC 16A KLU 1M25G	B.57
1788800000	HDC 16A KLU 1M25G	B.13
1788810000	HDC 04A TWLU 1M20G	H.7
1788810000	HDC 04A TWLU 1M20G	E.6
1788810000	HDC 04A TWLU 1M20G	B.101
1788810000	HDC 04A TWLU 1M20G	B.99
1788810000	HDC 04A TWLU 1M20G	B.9
1788810000	HDC 04A TWLU 1M20G	B.7
1788820000	HDC 04A TOLU 1M20G	I.6
1788820000	HDC 04A TOLU 1M20G	I.4
1788820000	HDC 04A TOLU 1M20G	H.7
1788820000	HDC 04A TOLU 1M20G	E.6
1788820000	HDC 04A TOLU 1M20G	B.101
1788820000	HDC 04A TOLU 1M20G	B.99
1788820000	HDC 04A TOLU 1M20G	B.9
1788820000	HDC 04A TOLU 1M20G	B.7
1788830000	HDC 04A SLU 1M20G	H.7
1788830000	HDC 04A SLU 1M20G	E.7
1788830000	HDC 04A SLU 1M20G	B.101
1788830000	HDC 04A SLU 1M20G	B.99
1788830000	HDC 04A SLU 1M20G	B.9
1788830000	HDC 04A SLU 1M20G	B.7
1788840000	HDC 04A KOLU 1M20G	H.7
1788840000	HDC 04A KOLU 1M20G	E.7
1788840000	HDC 04A KOLU 1M20G	B.101
1788840000	HDC 04A KOLU 1M20G	B.99
1788840000	HDC 04A KOLU 1M20G	B.9
1788840000	HDC 04A KOLU 1M20G	B.7
1788850000	HDC 15A TSLU 1M25G	E.12
1788850000	HDC 15A TSLU 1M25G	B.51
1788850000	HDC 15A TSLU 1M25G	B.11
1788860000	HDC 15A TSLU 1M20G	E.12
1788860000	HDC 15A TSLU 1M20G	B.51
1788860000	HDC 15A TSLU 1M20G	B.11
1789960000	HDC S4 0 SAS	B.118
1789970000	HDC S4 0 BAS	B.118
1789980000	HDC S4 BAS	B.114
1789990000	HDC S4 SAS	B.114

1790000000

1790000000	HDC S6 12 SAS	B.126
1790010000	HDC S6 12 BAS	B.126
1790020000	HDC S6 6 BAS	B.132
1790030000	HDC S6 6 SAS	B.132
1790650000	RIBBON THM HIRES	M.14
1799810000	HDC 48B SDLU 1PG29G	E.49

1800000000

1802360000	HDC-KIT-HE 48.150 M	I.26
1802370000	HDC-KIT-HE 32.140 M	I.24
1802380000	HDC-KIT-HE 24.130 M	I.20
1802390000	HDC-KIT-HE 16.121 M	I.16
1802400000	HDC-KIT-HE 16.120 M	I.16
1802410000	HDC-KIT-HE 10.111 M	I.12
1802420000	HDC-KIT-HE 10.110 M	I.12
1802430000	HDC-KIT-HA 04.401 M	I.6
1802440000	HDC-KIT-HA 04.400 M	I.6
1802450000	HDC-KIT-HA 03.302 M	I.4
1802460000	HDC-KIT-HA 03.301 M	I.4
1802470000	HDC-KIT-HA 03.300 M	I.4
1802480000	HDC-KIT-HE 24.131 M	I.20
1802700000	HDC KIT HA 04.402 M	I.6
1802720000	HDC KIT HA 04.406 M	I.6
1802730000	HDC KIT HE 06.100 M	I.8
1802740000	HDC KIT HE 06.101 M	I.8
1804610000	HDC 64D TSLU 1M40G	E.38
1804630000	HDC 16B TOLU 1M32G	E.28
1804640000	HDC 16B TSLU 1M32G	E.28
1804650000	HDC 40D TSLU 1M40G	E.28
1804660000	HDC 40D SLU 2M32G	E.29
1805840000	ETO SM 27/27	M.5
1806030000	HDC CM BUS 2BS T PBDP	D.15
1806060000	HDC CM BUS 2SS PBDP	D.15
1806630000	IS 2 KG	K.24
1806630000	IS 2 KG	B.111
1806650000	IS 3 KG	K.24
1806650000	IS 3 KG	B.111
1806660000	IS 4 KG	K.24
1806660000	IS 4 KG	B.111
1809620000	HDC 16B TSBU 1M40G	E.26
1809630000	HDC 64D TSBU 1M40G	E.36

1810000000

1812630000	SM 27/8 K WS NEUTRAL	M.5
1814300000	HDC CM BUS 4BS	D.14
1814310000	HDC CM BUS 4SS	D.14

1820000000

1826770000	HDC HEE 46 SCM	B.40
1826780000	HDC HEE 46 BCM	B.40
1826790000	HDC HEE 32 SCM	B.42
1826790000	HDC HEE 32 SCM	B.38
1826800000	HDC HEE 32 BCM	B.42
1826800000	HDC HEE 32 BCM	B.38
1826810000	HDC HEE 18 SCM	B.36
1826820000	HDC HEE 18 BCM	B.36
1826830000	HDC HEE 10 SCM	B.34
1826840000	HDC HEE 10 BCM	B.34
1827160000	HDC HB 24 TEK TSS1xM50G	F.14
1827170000	HDC HB 24 TEK TOS1xM50G	F.14
1827470000	HDC HB 24 TEK AS M4	F.15
1828380000	HDC CM 2 MS	D.10
1828390000	HDC CM 1 MS +PE	D.10
1828400000	HDC CM 2 FS	D.10
1828410000	HDC CM 1 FS +PE	D.10

1830000000

1835820000	LM MT300 17x6 GE	M.7
1835830000	LM MT300 19.05x6.3 GE	M.7

1850000000

1852520000	THM MT30x 16/7 GE	M.8
1852540000	THM MT30x 57/27 SI	M.8
1855680000	HDC-HB10 AWVL FD	J.25
1856650000	THM MT30X 17/9 GE/M	M.8
1857440000	ESG 9/11K MC NEUTRAL	M.4
1857450000	ESG 9/11 K SONDERDRUCK	M.4

1860000000

1861510000	LM MT300 27/8 GE	M.7
1861900000	HDC CM HE 4 FC	D.5
1861920000	HDC CM HE 4 MC	D.5
1862060000	HDC CM HV 3 FC	D.9
1862080000	HDC CM HV 3 MC	D.9
1862350000	THM MT30x 38,1/31,75 SI	M.8
1866710000	Removal Tool CM 3	K.25
1866710000	Removal Tool CM 3	J.8
1866710000	Removal Tool CM 3	D.9
1866710000	Removal Tool CM 3	D.4
1866720000	Removal Tool CM 5	K.25
1866720000	Removal Tool CM 5	J.8
1866720000	Removal Tool CM 5	D.7
1866730000	REMOVAL TOOL HD	K.25
1866750000	Removal Tool HE	K.25
1867360000	HDC SHIELD LEVER 8 SC	J.16
1867370000	HDC SHIELD LEVER 4 SC	J.16
1867380000	HDC SHIELD LEVER 6 SC	J.16
1867390000	HDC SHIELD LEVER 3 SC	J.16

«ЭЛЕКТРО-ПРОФИ» - http://www.ep.ru

Order No.	Type	Page

1870000000

1873520000	HDC HE 6 FP	I.11
1873520000	HDC HE 6 FP	I.10
1873520000	HDC HE 6 FP	B.20
1873530000	HDC HE 6 MP	I.11
1873530000	HDC HE 6 MP	I.10
1873530000	HDC HE 6 MP	B.20
1873540000	HDC HE 10 FP	I.15
1873540000	HDC HE 10 FP	I.14
1873540000	HDC HE 10 FP	B.22
1873550000	HDC HE 10 MP	I.15
1873550000	HDC HE 10 MP	I.14
1873550000	HDC HE 10 MP	B.22
1873560000	HDC HE 16 FP	I.19
1873560000	HDC HE 16 FP	I.18
1873560000	HDC HE 16 FP	B.28
1873560000	HDC HE 16 FP	B.24
1873570000	HDC HE 16 MP	I.19
1873570000	HDC HE 16 MP	I.18
1873570000	HDC HE 16 MP	B.28
1873570000	HDC HE 16 MP	B.24
1873580000	HDC HE 24 FP	I.23
1873580000	HDC HE 24 FP	I.22
1873580000	HDC HE 24 FP	B.30
1873580000	HDC HE 24 FP	B.26
1873590000	HDC HE 24 MP	I.23
1873590000	HDC HE 24 MP	I.22
1873590000	HDC HE 24 MP	B.30
1873590000	HDC HE 24 MP	B.26
1873810000	LM MT300 27x18 SI	M.7
1873860000	HDC HA 10 FC	B.10
1873870000	HDC HA 10 MC	B.10
1873880000	HDC HA 16 FC	B.16
1873880000	HDC HA 16 FC	B.14
1873880000	HDC HA 16 FC	B.12
1873890000	HDC HA 16 MC	B.16
1873890000	HDC HA 16 MC	B.14
1873890000	HDC HA 16 MC	B.12
1874860000	LM MT300 PA 20x8 GE	M.7
1875540000	HDC HA 16 FC 33 - 48	B.16
1875620000	HDC HA 16 MC 17 - 32	B.16
1875620000	HDC HA 16 MC 17 - 32	B.14
1875630000	HDC HA 16 MC 33 - 48	B.16
1875740000	HDC HE 16 FP 17-32	B.28
1875800000	HDC HE 16 MP 17-32	B.28
1875850000	HDC HE 24 FP 25-48	B.30
1875890000	HDC HE 24 MP 25-48	B.30
1876040000	HDC HA 16 FC 17 - 32	B.16
1876040000	HDC HA 16 FC 17 - 32	B.14
1876580000	CC 15/17 K MC NEUTR. SI	M.6
1876590000	CC 15/17 K MC NEUTR. WS	M.6
1876600000	CC 15/17 K MC SONDERD.	M.6
1876640000	CC 15/27 K MC NEUTR. WS	M.6
1876750000	CC 15/27 K MC SONDERD.	M.6
1876780000	CC 15/27 K MC NEUTR. SI	M.6
1877220000	CC 15/49 K MC NEUTR. WS	M.6
1877230000	CC 15/49 K MC SONDERD.	M.6
1877270000	CC 15/49 K MC NEUTR. SI	M.6
1877310000	CC 15/60 K MC NEUTR. WS	M.6
1877320000	CC 15/60 K MC SONDERD.	M.6
1877360000	CC 15/60 K MC NEUTR. SI	M.6
1877570000	SM 22/22 K MC NEUTR. WS	M.5
1877580000	SM 22/22 K MC SONDERD.	M.5
1877590000	SM 22/22 K MC NEUTR. SI	M.5

1880000000

1880080000	ESG 6/17 K SONDERDRUCK	M.4
1880090000	ESG 6/15 K SONDERDRUCK	M.4
1880100000	ESG 6/15 K MC NEUTR. WS	M.4
1880110000	ESG 6/17 K MC NEUTR. GE	M.4
1880120000	ESG 6/17 K MC NEUTR. WS	M.4
1880130000	ESG 6/15 K MC NEUTR. GE	M.4
1880720000	ETO SM 22/22 TRANSPAR.	M.5
1880810000	ETO CC 15/27 TRANSPAR.	M.6
1880830000	ETO CC 15/49 TRANSPAR.	M.6
1880840000	ETO CC 15/60 TRANSPAR.	M.6
1880850000	ETO CC 15/17 TRANSPAR.	M.6
1882890000	LM MT300 15X9 GE	M.7
1882910000	LM MT300 12X6 GE	M.7

1890000000

1891770000	THM MT30X 25,9/7,1 WS	M.8
1894710000	HDC-CM-2SPN4.0	D.23
1894720000	HDC-CM-1BPN4.0	D.23
1894730000	HDC-CM-1SPN2.5	D.23
1894740000	HDC-CM-1SPN4.0	D.23
1894750000	HDC-CM-2BPN2.5	D.23
1894760000	HDC-CM-2BPN4.0	D.23
1894770000	HDC-CM-2SPN2.5	D.23
1894780000	HDC-CM-1BPN2.5	D.23
1896780000	HDC HA 10 FT	B.10
1896790000	HDC HA 10 MT	B.10
1896800000	HDC HA 16 FT	B.16
1896800000	HDC HA 16 FT	B.14
1896800000	HDC HA 16 FT	B.12
1896810000	HDC HA 16 FT 17-32	B.16
1896810000	HDC HA 16 FT 17-32	B.14
1896820000	HDC HA 16 FT 33-48	B.16
1896830000	HDC HA 16 MT	B.16
1896830000	HDC HA 16 MT	B.14
1896830000	HDC HA 16 MT	B.12
1896840000	HDC HA 16 MT 17-32	B.16
1896840000	HDC HA 16 MT 17-32	B.14
1896850000	HDC HA 16 MT 33-48	B.16
1899800000	HDC 04A SLU 1PG11G BL	E.7
1899890000	HDC 04A AWLU BL	E.7
1899920000	HDC 04A KOLU 1PG11S BL	E.7
1899980000	HDC 16B SBU 1M25G	E.27

1900000000

1900080000	HDC 16B SDBO 1M25G	E.31
1900170000	HDC 16B SLU 1M25G	E.29
1900280000	HDC 04A TOLU 1PG11S BL	E.6
1900310000	HDC 04A TWLU 1PG11S BL	E.6
1900320000	HDC 04A ELU 1M20G	H.7
1900320000	HDC 04A ELU 1M20G	E.7
1900320000	HDC 04A ELU 1M20G	B.101
1900320000	HDC 04A ELU 1M20G	B.99
1900320000	HDC 04A ELU 1M20G	B.9
1900320000	HDC 04A ELU 1M20G	B.7
1900330000	HDC 04A ELU 1PG13S	E.7
1900350000	HDC 04A ELU 1PG13S bl	E.7
1900360000	HDC 06B SDLU 1M20G	E.15
1900380000	HDC 06B SDLU 1M25G	E.15
1900460000	HDC 06B SLU 1M20G	E.15
1900480000	HDC 06B SLU 1M25G	E.15
1900820000	HDC 16D SDLU 1M25G	E.15
1900880000	HDC 16D SLU 1M25G	E.15
1900900000	HDC 16D SLU 1M32G	E.15
1900990000	HDC 07A ELU 1PG13G	E.5
1900990000	HDC 07A ELU 1PG13G	B.49
1900990000	HDC 07A ELU 1PG13G	B.47
1901010000	HDC 10A SDLU 1M20G	E.13
1901040000	HDC 10A SDLU 1M25G	E.13
1901100000	HDC 10A SLU 1M20G	E.13
1901150000	HDC 24B SBU 1M25G	E.37
1901160000	HDC 10A SLU 1M25G	E.13
1901360000	HDC 10B SBU 1M20G	E.17
1901370000	HDC 10B SBU 1M25G	E.17
1901480000	HDC 24B SDLU 1M25G	E.39
1901490000	HDC 10B SDBO 1M20G	E.21
1901510000	HDC 10B SDBO 1M25G	E.21
1901560000	HDC 24B SLU 1M25G	E.39
1901570000	HDC 10B SDLU 1M20G	E.19
1901620000	HDC 10B SLU 1M20G	E.19
1901640000	HDC 10B SLU 1M25G	E.19
1901700000	HDC 10B AZO	E.22
1902480000	HDC 24B TSBU 1M40G	E.36
1902600000	HDC 32B SBU 1M32G	E.45
1902610000	HDC 32B SBU 1PG36G	E.45
1902640000	HDC 32B SBU 2PG36G	E.45
1902650000	HDC 32B SDLU 1M32G	E.47
1902670000	HDC 32B SLU 1M32G	E.47
1902730000	HDC 32B KBU 1M40G	E.45
1902740000	HDC 32B KBU 1PG29G	E.45
1902750000	HDC 32B KBU 1PG36G	E.45
1902970000	HDC 40D SBU 1M25G	E.27
1902980000	HDC 24B TOBU 1M40G	E.36
1902990000	HDC 40D SBU 1M32G	E.27
1903070000	HDC 40D SDLU 1M25G	E.29
1903080000	HDC 40D SDLU 1M32G	E.29
1903110000	HDC 40D SLU 1M32G	E.29
1903210000	HDC 24D SBU 1M25G	E.17
1903220000	HDC 24D SBU 1M32G	E.17
1903370000	HDC 24D SDBO 1M25G	E.21
1903410000	HDC 24D SDLU 1M25G	E.19
1903510000	HDC 24D SDLU 1M32G	E.19
1903560000	HDC 24D SLU 1M32G	E.19
1903610000	HDC 24D TSZO 1M25G	E.22
1903870000	HDC 32A SBU 1M25G	E.33
1903900000	HDC 32A SDBO 1M25G	E.34
1903910000	HDC 32A SDBO 1M32G	E.34
1904150000	HDC 48B SDLU 1M32G	E.49
1904190000	HDC 48B SLU 1M32G	E.49
1904340000	HDC 64D SBU 1M25G	E.37
1904350000	HDC 64D SBU 1M32G	E.37
1904400000	HDC 64D SDBO 1M32G	E.40
1904430000	HDC 64D SDLU 1M25G	E.39
1904440000	HDC 64D SDLU 1M32G	E.39
1904480000	HDC 64D SLU 1M25G	E.39
1904490000	HDC 64D SLU 1M32G	E.39
1904690000	HDC 64D TSZO 1M40G	E.41
1904800000	HDC 40D TSBU 1M40G	E.26
1905490000	M-PRINT PRO	M.15
1905500000	M-PRINT PRO ADVANCED	M.15
1906120000	SM 27/18 K NEUTRAL ROT	M.5
1909500000	VG M16 - MS 1/EMV	L.15
1909510000	VG M20 - MS 1/EMV	L.15
1909520000	VG M25 - MS 1/EMV	L.15
1909530000	VG M32 - MS 1/EMV	L.15
1909540000	VG M40 - MS 1/EMV	L.15
1909550000	VG M50 - MS 1/EMV	L.15
1909560000	VG M63 - MS 1/EMV	L.15
1909860000	VG M16-1/K68	L.5
1909870000	VG M25-1/K68	L.5
1909880000	VG M32-1/K68	L.5
1909890000	VG M40-1/K68	L.5
1909900000	VG M50-1/K68	L.5
1909910000	VG M16-1/MS68	L.13
1909920000	VG M25-1/MS68	L.13
1909930000	VG M32-1/MS68	L.13
1909940000	VG M40-1/MS68	L.13
1909950000	VG M50-1/MS68	L.13

1910000000

1912190000	HDC SHIELD CLAMP 4.5	J.20
1912200000	HDC SHIELD CLAMP 5.0	J.20
1912210000	HDC SHIELD CLAMP 6.0	J.20
1912220000	HDC SHIELD CLAMP 7.0	J.20
1912230000	HDC SHIELD CLAMP 8.0	J.20
1912240000	HDC SHIELD CLAMP 9.0	J.20
1912250000	HDC SHIELD CLAMP 10.0	J.20
1912440000	HDC HQ 5 MC	B.98
1912460000	HDC HQ 5 FC	B.98
1913320000	GWDR M12-NP	L.20
1915320000	LM MT300 202x12 GE	M.7
1915340000	SM 27/18 K NEUTRAL GE	M.5
1919970000	HDC HQ 8 MC	B.102
1919980000	HDC HQ 8 FC	B.102

1920000000

1920640000	PLOTTER PEN 0.25 P-INK	M.13
1920650000	PLOTTER PEN 0.35 P-INK	M.13
1921720000	VG H M20 MS	L.11
1921740000	VG H M25 MS	L.11
1921760000	VG H M32 MS	L.11
1921770000	VG H M40 MS	L.11
1924310000	MCP AP SF4-6	M.13
1924320000	MCP KLEBESTREIFEN	M.13
1924330000	P-CLEANER	M.13
1924340000	P-Ink 2.0	M.13
1924350000	MCP COVER	M.13
1924360000	MCP AP PLUS	M.13
1924370000	MCP AP LABLES	M.13
1925000000	MCP PLUS	M.11

1930000000

1934330000	CC 30/60 K MC NEUTRAL SI	M.6
1934370000	CC 30/60 K MC SONDERDRUCK	M.6
1934390000	CC 30/60 K MC NEUTRAL WS	M.6
1934440000	ETO CC 30/60 TRANSPAR.	M.6
1934770000	HDC GRIP PANEL 8 SC	J.21
1935130000	MCP EP	M.13

1950000000

1954070000	THM MT30x 8/8 WS	M.8

1960000000

1962540000	IE-PH-V05M	H.10
1962720000	IE-PI-RJ45-TH	H.12
1962720000	IE-PI-RJ45-TH	D.21
1962730000	IE-PI-RJ45-FH	H.12
1962730000	IE-PI-RJ45-FH	D.21
1962750000	IE-PI-2SC-MM	D.21
1962760000	IE-PI-2SC-SM	D.21
1962770000	IE-PI-2SC-POF	D.21
1962780000	IE-PI-2LC-MM	D.21
1962790000	IE-PI-2LC-SM	D.21
1962840000	IE-BI-RJ45-C	H.13
1962840000	IE-BI-RJ45-C	D.21
1962850000	IE-BI-RJ45-FJ-A	H.13
1962850000	IE-BI-RJ45-FJ-A	D.21
1962870000	IE-BI-SCRJ2SC-SM-C	D.21
1962880000	IE-BI-LCD-SM-C	D.21
1963110000	IE-PS-V05M-RJ45-TH	H.10
1963200000	IE-PS-V05M-RJ45-FH	H.10
1963460000	IE-BS-V05M-RJ45-FJ-A	H.11
1963510000	IE-BS-V05M-RJ45-C	H.11
1963530000	IE-BH-V05M	H.11
1963690000	HDC 04A DODL 1LB	E.6
1963700000	IE-BS-V05M-RJ45-FJ-P	H.11
1963830000	IE-BI-RJ45-FJ-P	H.13
1963830000	IE-BI-RJ45-FJ-P	D.21
1963840000	IE-BI-RJ45-FJ-B	H.13
1963840000	IE-BI-RJ45-FJ-B	D.21
1964130000	THM MT30x 15/5,08 GE	M.8
1964420000	IE-BI-LCD-MM-C	D.21
1964430000	IE-BI-SCRJ2SC-MM-C	D.21
1966810000	IE-KO-HAT	K.6
1967210000	HDC HVE 10+2 MT CtH	B.88
1967220000	HDC HVE 3+2 FT CtH	B.84
1967230000	HDC HVE 3+2 MT CtH	B.84
1967240000	HDC HVE 6+2 FT CtH	B.86
1967250000	HDC HVE 6+2 MT CtH	B.86
1967260000	HDC HVE 10+2 FT CtH	B.88
1967660000	HDC 10A TSLU 1M20G	E.12
1967670000	HDC 40D KBU 1PG29G	E.27
1967910000	HDC 24B ABO	E.40
1968130000	THM MT30x 17/9 WS	M.8
1968340000	HDC 24B KLU 1M25G	E.39
1968350000	HDC 24D SZO 2PG21G	E.22
1968360000	HDC 24D TSZO 1PG21G	E.22
1968370000	HDC 64D SZO 2PG29G	E.41
1968920000	IE-PP-V05M	H.10
1968930000	IE-BP-V05M	H.11

1970000000

1975160000	LM MT300 105X105 SI	M.7

1980000000

1983470000	HDC 64D TOLU 1M40G	E.38
1983500000	HDC 48B SDLU 2M40G	E.49
1983510000	HDC 48B SDLU 2M50G	E.49
1983720000	HDC CM BUS SV F2	D.16
1983750000	HDC CM BUS SV M2	D.16
1983770000	HDC CM BUS SV F4 CT	H.5
1983770000	HDC CM BUS SV F4 CT	D.17
1983790000	HDC CM BUS SV M4 CT	H.5
1983790000	HDC CM BUS SV M4 CT	D.17
1983800000	HDC CM BUS SV F1 CT	H.5
1983800000	HDC CM BUS SV F1 CT	D.17
1983810000	HDC CM BUS SV M1 CT	H.5
1983810000	HDC CM BUS SV M1 CT	D.17
1983820000	HDC CM BUS SV GCA F	D.17
1983830000	HDC CFM 6 2M	D.26
1983840000	HDC CFM 6 2F	D.26
1983850000	HDC CFM 10 3M	D.30
1983860000	HDC CFM 10 3F	D.30
1983870000	HDC CFM 16 5M	D.34
1983880000	HDC CFM 16 5F	D.34
1983890000	HDC CFM 24 7M	D.38
1983900000	HDC CFM 24 7F	D.38
1983910000	SHIELD LEVER 3 MOD	J.18
1983920000	SHIELD LEVER 4 MOD	J.18
1983930000	SHIELD LEVER 6 MOD	J.18
1983940000	SHIELD LEVER 8 MOD	J.18

9000000000

9001080000	AM 35	K.10
9001530000	ERSATZMESSER AM 25/35	K.10
9001540000	AM 25	K.10
9002650000	KT 8	K.4
9002650000	KT 8	J.11
9002650000	KT 8	D.22
9002660000	KT 12	K.4
9003750000	M-D-STRIPAX LWL	K.19
9003750000	M-D-STRIPAX LWL	D.22
9003760000	MEHA KP LWL M-D-SPX	K.19
9005000000	STRIPAX	K.7
9005610000	STRIPAX 16	K.7
9005720000	SCHRAUBENDREHER CST	K.11
9005800000	EINSTELLBLOCK CST	K.11
9008320000	SD 0,5x3,0x80	K.22
9008330000	SD 0,6x3,5x100	K.22
9008340000	SD 0,8x4,0x100	K.22
9008340000	SD 0,8x4,0x100	G.4
9008350000	SD 1,0x5,5x150	K.22
9008470000	SDK PH0	K.22
9008480000	SDK PH1	K.22
9008490000	SDK PH2	K.22
9008500000	SDK PH3	K.22
9008520000	SDK PZ0	K.22
9008530000	SDK PZ1	K.22
9008540000	SDK PZ2	K.22
9008550000	SDK PZ3	K.22
9008860000	SKS 2,0-8,0	K.24
9009010000	SD 1,2x6,5x150	K.22
9009020000	SD 0,8x4,5x125	K.22
9009030000	SD 0,4x2,5x75	K.22
9009070000	SK 10,0x125	K.22
9009160000	SD TH20	K.22
9009170000	SD TH15	K.22
9009180000	SD TH10	K.22
9009190000	SD TH8	K.22
9009740000	SDS 2,5-5,5/PH1/2	K.23
9009750000	SYSTEM 11+1	K.23

9010000000

9010110000	SD 0,6x3,5x200	K.22
9010950000	HTX-HDC/POF	K.19
9010950000	HTX-HDC/POF	J.11
9014350000	PZ 6 Roto	K.13
9017250000	MTR 160	K.16
9017250000	MTR 160	J.7
9017250000	MTR 160	J.6
9017250000	MTR 160	C.13
9017250000	MTR 160	C.8
9017270000	TRAGETASCHE MTR 160	K.16
9018480000	CTX CM 3.6	K.14
9018480000	CTX CM 3.6	J.8
9018480000	CTX CM 3.6	D.9
9018480000	CTX CM 3.6	D.4
9018490000	CTX CM 1.6/2.5	K.14

9020000000

9020000000	STRIPAX PLUS 2.5	K.12

«ЭЛЕКТРО-ПРОФИ» - http://www.ep.ru

Order No.	Type	Page
9020360000	AM LWL/POF	K.19
9020360000	AM LWL/POF	J.11
9020390000	PS LWL/POF	K.19
9020390000	PS LWL/POF	J.11
9020400000	PB LWL/POF	K.19
9020400000	PB LWL/POF	J.11
9020900000	EINSATZ MTR 160 10HEX	K.16
9020910000	EINSATZ MTR 160 16HEX	K.16
9020920000	EINSATZ MTR 160 25HEX	K.16
9020920000	EINSATZ MTR 160 25HEX	J.6
9020920000	EINSATZ MTR 160 25HEX	C.8
9020930000	EINSATZ MTR 160 35HEX	K.16
9020930000	EINSATZ MTR 160 35HEX	J.6
9020930000	EINSATZ MTR 160 35HEX	C.8
9020940000	EINSATZ MTR 160 50HEX	K.16
9020940000	EINSATZ MTR 160 50HEX	J.7
9020940000	EINSATZ MTR 160 50HEX	J.6
9020940000	EINSATZ MTR 160 50HEX	C.13
9020940000	EINSATZ MTR 160 50HEX	C.8
9020950000	EINSATZ MTR 160 70HEX	K.16
9020950000	EINSATZ MTR 160 70HEX	J.6
9020950000	EINSATZ MTR 160 70HEX	C.8
9020960000	EINSATZ MTR 160 95HEX	K.16
9020960000	EINSATZ MTR 160 95HEX	J.7
9020960000	EINSATZ MTR 160 95HEX	J.6
9020960000	EINSATZ MTR 160 95HEX	C.13
9020960000	EINSATZ MTR 160 95HEX	C.8
9020970000	EINSATZ MTR 160 120HEX	K.16
9020970000	EINSATZ MTR 160 120HEX	J.7
9020970000	EINSATZ MTR 160 120HEX	C.13
9020980000	EINSATZ MTR 160 150HEX	K.16
9020980000	EINSATZ MTR 160 150HEX	J.7
9020980000	EINSATZ MTR 160 150HEX	C.13
9020990000	EINSATZ MTR 160 185HEX	K.16
9020990000	EINSATZ MTR 160 185HEX	J.7
9020990000	EINSATZ MTR 160 185HEX	C.13
9021000000	EINSATZ MTR 160 240HEX	K.16
9021000000	EINSATZ MTR 160 240HEX	J.7
9021000000	EINSATZ MTR 160 240HEX	C.13
9021390000	MTR 300	K.16
9021390000	MTR 300	J.7
9021390000	MTR 300	J.6
9021390000	MTR 300	C.13
9021390000	MTR 300	C.8
9021420000	TRAGEKASTEN MTR 300	K.16
9021430000	EINSATZP.HEX10QMM	K.16
9021440000	EINSATZP.HEX16QMM	K.16
9021450000	EINSATZP.HEX25QMM	K.16
9021450000	EINSATZP.HEX25QMM	J.6
9021450000	EINSATZP.HEX25QMM	C.8
9021460000	EINSATZP.HEX35QMM	K.16
9021460000	EINSATZP.HEX35QMM	J.6
9021460000	EINSATZP.HEX35QMM	C.8
9021470000	EINSATZP.HEX50QMM	K.16
9021470000	EINSATZP.HEX50QMM	J.7
9021470000	EINSATZP.HEX50QMM	J.6
9021470000	EINSATZP.HEX50QMM	C.13
9021470000	EINSATZP.HEX50QMM	C.8
9021480000	EINSATZP.HEX70QMM	K.16
9021480000	EINSATZP.HEX70QMM	J.6
9021480000	EINSATZP.HEX70QMM	C.8
9022290000	EINSATZP.HEX95QMM	K.16
9022290000	EINSATZP.HEX95QMM	J.7
9022290000	EINSATZP.HEX95QMM	J.6
9022290000	EINSATZP.HEX95QMM	C.13
9022290000	EINSATZP.HEX95QMM	C.8
9022300000	EINSATZP.HEX120QMM	K.16
9022300000	EINSATZP.HEX120QMM	J.7
9022300000	EINSATZP.HEX120QMM	C.13
9022310000	EINSATZP.HEX150QMM	K.16
9022310000	EINSATZP.HEX150QMM	J.7
9022310000	EINSATZP.HEX150QMM	C.13
9022320000	EINSATZP.HEX185QMM	K.16
9022320000	EINSATZP.HEX185QMM	J.7
9022320000	EINSATZP.HEX185QMM	C.13
9022330000	EINSATZP.HEX240QMM	K.16
9022330000	EINSATZP.HEX240QMM	J.7
9022330000	EINSATZP.HEX240QMM	C.13

9030000000

9030060000	AM 12	D.22
9030500000	CST	K.11
9032000000	CASSETTE CST GRUEN	K.11
9032010000	CASSETTE CST BRAUN	K.11
9032020000	CASSETTE CST BLAU	K.11
9032030000	CASSETTE CST GELB	K.11
9032040000	CASSETTE CST ROT	K.11
9032050000	CASSETTE CST GRAU	K.11
9032060000	SCHRAUBENHALTER CST	K.11
9032200000	CASS OR CST	K.11
9032210000	CASS HG CST	K.11
9032220000	CASS SW CST	K.11
9037160000	SD 0,4x2,0x60	K.22

9050000000

9050340000	ERSATZMESSER STRIPAX PL	K.12

Order No.	Type	Page

9200000000

9202040000	KT 45 R	K.5
9202210000	multi-stripax 6-16	K.9
9202220000	multi-stripax 16 SL	K.9
9202230000	multi-stripax AWG	K.9
9202250000	multi-stripax ASI	K.9
9202260000	AIE multi-stripax 6-16	K.9
9202270000	AIE multi-stripax 16 SL	K.9
9202280000	AIE multi-stripax AWG	K.9
9202300000	AIE multi-stripax ASI	K.9
9202510000	WK 1/4" C6,3 E6,3	K.20
9202800000	TT 8 RS MP 8	K.17
9202800000	TT 8 RS MP 8	H.12
9202800000	TT 8 RS MP 8	D.22
9203070000	ERME MULTI-STRIPAX	K.9
9203100000	ERAN MULTI-STRIPAX	K.9
9203610000	multi-stripax 0.75-4²SL	K.9
9203730000	AIE multi-spx 0.75-4²SL	K.9
9204190000	AM 16	K.10
9204260000	ERME AM 16	K.10
9204270000	ERME KT 45 R	K.5
9204340000	CASS WS CST	K.11
9204350000	IE-CST	K.11
9204350000	IE-CST	D.22
9204540000	Multi-Stripax 0.25-1.5S	K.9
9204550000	AIE M-SPX 0.25-1.5 S	K.9
9204560000	Multi-Stripax 1.5-6.0S	K.9
9204570000	AIE M-SPX 1.5-6.0 S	K.9
9204780000	KOBBS 19X75	K.6
9204820000	KOK-52X36	K.6
9204830000	KOK-65X36	K.6
9204850000	KOK-86X36	K.6
9204870000	KOK-112X36	K.6
9205030000	KOBBS 9.5X50	K.6
9205040000	KOBBS 19X55	K.6
9205280000	IE-CTI-SC-GOF	K.18
9205290000	IE-CTI-LC-GOF	K.18
9205300000	IE-CTI-SC-POF	K.18
9205310000	IE-CTI-SC-GOF-P	K.18
9205320000	IE-CT-SC-GOF	K.18
9205320000	IE-CT-SC-GOF	D.22
9205330000	IE-CT-LC-GOF	K.18
9205330000	IE-CT-LC-GOF	D.22
9205340000	IE-CT-SC-POF	K.18
9205340000	IE-CT-SC-POF	D.22
9205350000	IE-CT-SC-GOF-P	K.18
9205350000	IE-CT-SC-GOF-P	D.22
9205430000	CTIN CM 1.6/2.5	K.14
9205440000	CTIN CM 3.6	K.14
9205560000	SDS 2.0-5.5	K.23
9205760000	multi-stripax® GKW LW	K.9
9205770000	stripping unit M-SPX GKW LW	K.9

9450000000

9457300000	ABD-1-Stahlblech	J.24

9910000000

9918370000	DMS MANUELL 0,5-1,7	K.20
9918380000	DMS MANUELL 2,0-8,0	K.20
9918390000	DMSI MANUELL 0,5-1,7	K.21
9918400000	DMSI MANUELL 2,0-8,0	K.21
9918410000	WK SI 0,4x2,5	K.21
9918420000	WK SI 0,5x3,0	K.21
9918430000	WK SI 0,6x3,5	K.21
9918440000	WK SI 0,8x4,0	K.21
9918450000	WK SI 1,0x5,5	K.21
9918460000	WK IK PH0	K.21
9918470000	WK IK PH1	K.21
9918480000	WK IK PH2	K.21
9918490000	WK IK PZ0	K.21
9918500000	WK IK PZ1	K.21
9918510000	WK IK PZ2	K.21
9918520000	WK S 0,4x2,5	K.20
9918530000	WK S 0,5x3,0	K.20
9918540000	WK S 0,6x3,5	K.20
9918550000	WK S 0,8x4,0	K.20
9918560000	WK S 1,0x5,5	K.20
9918570000	WK K PH0	K.20
9918580000	WK K PH1	K.20
9918590000	WK K PH2	K.20
9918600000	WK K PZ0	K.20
9918610000	WK K PZ1	K.20
9918620000	WK K PZ2	K.20

«ЭЛЕКТРО-ПРОФИ» - http://www.ep.ru

«ЭЛЕКТРО-ПРОФИ» - http://www.ep.ru

«ЭЛЕКТРО-ПРОФИ» - http://www.ep.ru

«ЭЛЕКТРО-ПРОФИ» - http://www.ep.ru

Addresses worldwide

AE United Arab Emirates
Weidmuller Middle East FZE
P.O. Box 8591
SAIF-Zone
Sharjah – U. A. E.
Phone +971 6 5572723
Fax +971 6 5572724
wme.info@weidmueller.com

AR Argentina
CPI SA
Bauness 2660
1431 Buenos Aires
Phone +54 11 45238008
Fax + 54 11 45220546
info@cpi.com.ar
www.cpi.com.ar

AT Austria
Weidmüller GmbH Austria
Straße 2, Industriezentrum Nö
Süd Straße 2b M59
2355 Wiener Neudorf
Phone +43 2236 6708-0
Fax +43 2236 6708-199
office.at@weidmueller.com

AU Australia
Weidmüller Pty. Ltd.
P.O.Box 6944
Huntingwood Drive 43
Huntingwood,
NSW, 2148
Phone +61 2 9671-9999
Fax +61 2 9671-9911
info@weidmuller.com.au
www.weidmuller.com.au

AZ Azerbaijan
West Industries Ltd.
Caspian Plaza, 5-th Floor
44 J. Jabbarly Str., Baku
Phone +99412 499 15 15
Fax +99412 499 14 93
sales@west-i.com

BA Bosnia and Herzegovina
BH ES ELEKTROSISTEM d.o.o.
Bul. Vojvode S.
Stepanovica kod br. 272
78000 BiH - Banja Luka
Phone +387 51 420-340
Fax +387 51 420-341
elsist@inecco.net
www.elektrosistem.ba

BE Belgium
Weidmüller Benelux B.V.
Mechelsesteenweg 519 bus 6 en 7
1930 Nossegem
Phone +32 2 752 4070
Fax +32 2 751 3606
info@weidmueller.be
www.weidmueller.be

BG Bulgaria
Weid-Bul EOOD
1756 Sofia
13, bul. "Kliment Ohridski"
Phone +359 2 9632560
Fax +359 2 9631098
sofia@weidbul.com
www.weidbul.com

BH Bahrain
Khayber Trading Company
P.O. Box 1976 Manama,
Phone +973 720747
Fax +973 720331
khayber@batelco.com.bh

BR Brazil
Weidmüller Conexel do Brasil
Conexões Elétricas Ltda.
Rua Garcia Lorca, 176
09695-900, Sao Paulo SP
Phone +55 11 43669600
Fax +55 11 43621677
vendas@conexel.com.br
www.conexel.com.br

BY Belarus
TECHNIKON Ltd.
Oktyabrskaya Str. 16/5
Apt. 704, Minsk 220801
Phone +375 17 2275830
Fax +375 17 2275830
technikon@belsonet.net

CA Canada
W Interconnections CANADA Ltd.
10 Spy Court, Markham,
Ontario L3 R5 H6
Phone +1 905 475-1507
Fax +1 905 475-2798
info1@weidmuller.ca
www.weidmuller.ca

CH Switzerland
Weidmüller Schweiz AG
Rundbuckstraße 2
8212 Neuhausen am Rheinfall
Phone +41 52 6740707
Fax +41 52 6740708
info@weidmueller.ch
www.weidmueller.ch

CL Chile
Felipe Bahamondes S.A./ATS AGRO
Maria Luisa Santander 0475
Casilla 3425
Santiago
Phone +56 2 341-1271
Fax +56 2 341-1275
felipe@atsintech.com

CN China
Weidmüller Interface International
Trading (Shanghai) Co., Ltd.
25F, BM Intercontinental Business
Center,
100 Yutong Road,Shanghai 200070
P.R. China
Phone +86 21 22195008
Fax +86 21 22195009
www.cnweidmuller.com

CO Colombia
Automatización Avanzada S. A.
Carrera 97 No.24c, 23 B4
4 Bogotá D. C.
Phone +57 1 5478510
Fax +57 1 4223044
comercial@
automatizacionavanzada.com
www.automatizacionavanzada.com

CR Costa Rica
ELVATRON S.A.
la Uruca 400 Norte
Banco Costa Rica
San José Costa Rica
Phone +506 2 961060
Fax +506 5 200609
dirk.haase@elvatron.com
www.elvatron.com

CZ Czech Republic
Weidmüller s. r. o.
Lomnického 5/1705
14000 Praha 4
Phone +420 2 44001400
Fax +420 2 44001499
office@weidmueller.cz
www.weidmueller.cz

DE Germany
Weidmüller GmbH & Co. KG
P.O. Box 3054
32720 Detmold
Ohmstraße 9
32758 Detmold
Phone +49 5231 1428-0
Fax +49 5231 1428-116
weidmueller@weidmueller.de
www.weidmueller.de

DK Denmark
Wexøe A/S
Lejrvej 31
3500 Vaerloese
Phone +45 45465800
Fax +45 45465801
wexoe@wexoe.dk
www.wexoe.dk

EC Ecuador
Elsystec S. A. Electricidad
Sistemas y Tecnología
Vasco de Contreras N35-25
y Mañosca, Quito
Phone +593 2 2456510
Fax+593 2 2456755
Elsystec@uio.satnet.net

EE Estonia
Soots Interface OÜ
Pärnu mnt 142
11317 Tallinn
Phone +372 5296177
Fax +372 6096933
info@sootsinterface.ee
www.sootsinterface.ee

EG Egypt
Standard Electric (OMEGA)
87, Mohamed Farid Street
Heliopolis, Cairo
Phone +20 26422977
Fax +20 26422955
stdelec@rite.com

ES Spain
Weidmüller S. A.
Narcis Monturiol 11-13
Pol. Ind. Sudoeste
08960 Sant Just Desvern
Barcelona
Phone +34 93 4803386
Fax +34 93 3718055
weidmuller@weidmuller.es
www.weidmuller.es

FI Finland
JUHA-ELEKTRO OY
P. O. Box 57, 641 Helsinki
Kylvöpolku 6, 680 Helsinki
Phone +358 10 8328 100
Fax +358 10 8328 109
info@juha-elektro.fi
www.juha-elektro.fi

FR France
Weidmüller E. U. R. L.
12, Chaussée Jules César
B.P. 263 Osny
95523 Cergy Pontoise Cedex
Phone +33 1 34245500
Fax +33 1 34245501
mail@weidmuller.fr

GB Great Britain
Weidmüller Ltd
Klippon House
Centurion Court Office
Meridian East, Meridian Business Park
Leicester, LE19 1TP
Phone +44 1162 823470
Fax +44 1162 893582
marketing@weidmuller.co.uk

GR Greece
Electrorama S.A.
1 An. Martali Str.
41335 Larissa
Phone +30 2410 552533188
Fax +30 2410 283463189
valvizos@electrorama.com.gr

Greece
GA Contact Solutions
11, Ippokratous Str.
14452 Metamorfosi Attika
Phone +30 210 2823233
Fax +30 210 2823233
gasaless@gmail.com

HK Hong Kong
Weidmuller (Hong Kong) Limited
1401 Hutchinson HSE
10 Harcourt RD
Hong Kong

HR Croatia
Elektro Partner d.o.o.
Slavonska Avenija 24/6
10000 Zagreb
Phone +385 1 6184793
Fax +385 1 6184795
elektropartner@zg.t-com.hr

HU Hungary
Weidmüller Kft
Gubacsi út 6
1097 Budapest
Phone +36 1 3827700
Fax +36 1 3827701
info@weidmueller.hu

ID Indonesia
PT. Nego Electrindo
Ruko Mega Grosir Cempaka Mas,
Blok I No 20 – 22
Jl. Let.Jend. Suprato –
Jakarta 10640
Phone +62 21 42882255
Fax +62 21 42882266
sales@negoelectrindo.co.id

IE Ireland
Please contact Weidmüller Ltd. in
Great Britain

IL Israel
A.U.Shay Ltd.
P.O. Box 10049
Embar Street 23/25
49222 Petah-Tikva
Phone +972 3 9233601
Fax +972 3 9234601

Israel
ATEKA Ltd.
23 Hayetzira
St. Kiryat Aryeh
49130 Petah-Tikva
Phone +972 3 9392344
Fax +972 3 9243273
marketing@ateka.co.il
www.ateka.co.il

IN India
Weidmuller Electronics India Pvt. Ltd
Plot # 32, 3rd Floor, North Court
Lane North Avenue, Opp Jogger's Park
Kalyani Nagar, Maharastra
411006 Pune
Phone +91 9049800960
Nitish.Rajan@weidmueller.de

IR Iran
Tamin Ehtiajat Fani Tehran (TAF Co.)
72, Iranshahr Ave.(Unit # 5)
15816 Tehran
Phone +98 21 8831-7851
Fax +98 21 8882-0268
tafco@safineh.net

IS Iceland
Samey Automation Center
Lyngas 13, 210 Garoabaer,
Phone +354 510 5200
Fax +354 510 5201
samey@samey.is

IT Italy
Weidmüller S.R.L.
Via Albert Einstein 4
20092 Cinisello Balsamo
Milano
Phone +39 02 660681
Fax +39 02 6124945
weidmuller@weidmuller.it
www.weidmuller.it

JO Jordan
HORIZONS
P.O.Box: 330607
Amman Jordan 11133
Phone +962 6 4882114
Fax +962 6 4882115
horizons@go.com.jo

JP Japan
Nihon Weidmüller Co. Ltd.
Sphere Tower Tennoz,
2-2-8 Higashi-Shinagawa,
Shinagawa-Ku, Tokyo 140-0002
Phone +81 3 6711-5300
Fax +81 3 6711-5333
www.weidmuller.co.jp

KR Korea
Weidmüller Korea Co., Ltd.
6floor, Sukyoung building, 242-54
Nonhyun-dong, Kangnam-Gu
Seoul, Korea
Zip: 135-830
Phone +82 2 5160003
Fax +82 2 5160090
info@weidmuller.co.kr

KW Kuwait
KANA CONTROLS General
Trading & Cont. CO. W.L.L.
Al Rai Industrial Area,
Plot 28-30, St. 31
P.O.Box: 25593
Safat, 13016
Phone +966-474 1373/4
Fax +966-474 1537
info@kanacontrols.com

«ЭЛЕКТРО-ПРОФИ» - http://www.ep.ru

Group companies DE
Agency abroad DE
Without own Agency DE

LB Lebanon
Progress Engineering & Trading Enterprises
Al Nahr Street
Beirut
Phone +961 1 444664
Fax +961 1 561880
progress@inco.com.lb

LT Lithuania
ELEKTROS IRANGA
Tinklu g.29a, 5319 Panevezys
Phone +370 45582828
Fax +370 45582727
info@eliranga.lt

LU Luxembourg
Please contact Weidmüller Benelux B.V. in the Netherlands

LV Latvia
SIA "ABI4"
Daugavgrivas str. 31b
1007 Riga
Phone +371 67470999
Fax +371 67465637
abi_4@tvnet.lv

MD Moldova
BERHORD A&D srl
44, srt. Sarmizegetusa 37/3
Off 414. b-dul Decebal, 3,
Chisinau, MD 2001
Phone +373 22 507137
Fax +373 22 507134
atiuleanu@berhord.com

ME Montenegro
Please contact
ES-YU Elektrosistem in Serbia

MK Macedonia
ELEKTRO – SMK dooel
UL. III Makedonska brigada b.b.
1000 Skopje
Phone +389 22 460 295
Fax +389 22 460 298
Elektro-smk@telekabel.net.mk

MT Malta
E. S. S., Electrical Supplies & Services Ltd
104 J. Sciberras Str.
Hamrun HMR 08
Phone +356 21 255 777
Fax +356 21 255 999
robert@ess.com.mt

MU Mauritius
MUBELO Electrical Ltd
Office 26, Gateway building,
St Jean Road, Quatre Bornes
Phone +230 467 0989
Fax +230 465 4051
richard.mubelo@orange.mu

MX Mexico
W Interconnections, S.A. DE C.V.
Blvd. Hermanos Serdán No. 698
Col. San Rafael Oriente
Puebla, C.P. 72029
Phone +52 222 22686227
clientes@weidmuller.com.mx

MY Malaysia
Connect Plus Technology Sdn Bhd
No. 43, Jalan PJS 11/22,
Bandar Sunway, 46150 Petaling Jaya
Selangor Darul Ehsan
Phone +60 3 5633 7363
Fax +60 3-5633 6562
paul@cptech.com.my
www.cptech.com.my

NL Netherlands
Weidmüller Benelux B.V.
Franciscusweg 221
1216 SE Hilversum
Postbus 1505
1200 BM Hilversum
Phone +31 35 6261261
Fax +31 35 6232044
info@weidmuller.nl

NO Norway
Siv. Ing. J. F. Knudtzen A/S
Billingstadsletta 97
P.O. Box 160
1378 Nesbru
Phone +47 66 983350
Fax +47 66 980955
firmapost@jfknudtzen.no
www.jfknudtzen.no

NZ New Zealand
Cuthbert S. Steward Limited
27 Te Puni Street
POB 38496
Petone, Wellington
Phone +64 4 5686156
Fax +64 4 5686056
info@weidmueller.de

OM Oman
DAN INTERNATIONAL LLC.
PO.BOX 2901
111 Seeb
Phone +968 503 677
Fax +968 503 755
yedu@danintl.com

PE Peru
IMGEPRO DEL PERU S.A.C.
Jr. Arequipa 3410, Lima 31, Peru
Phone / Fax +51 1 569-7678
dbernardo@imgepro.com.pe
www.imgepro.pe

Peru
J & W CIA. S.A.
Calle 6 Mz. D Lte. 23
Urb. Ind. Grimanesa
Callao 01
Phone +51 1 57 22539
Fax +51 1 57 20152
lespinoza@jwcia.com
www.jwcia.com

PH Philippines
Enclosure Systems Specialists Inc
Room 103 Narra Building
2276 Don Chino Roces Avenue
Makati City 1231
Phone +63 2 813 8580
Fax +63 2 813 8596
sales_encsys@pldtdsl.net

PK Pakistan
Kana Controls (Pak)
Apartment No. 33 C III
Chenab Block,
Allama Iqbal Town
Lahore, Pakistan
Phone +92 42 5419948
+92 42 7845160
Fax +92 42 5422895
nadeem@kanapak.com
www.kanapak.com

PL Poland
Weidmüller Sp. z o.o.
Ul. Goledzinowska 10
03-302 Warszawa
Phone +48 22 5100940
Fax +48 22 5100941
biuro@weidmuller.com.pl
www.weidmuller.pl

PT Portugal
Weidmüller Sistemas de Interface S. A.
Estrada Outeiro Polima, R. Augusto Dias da Silva, Lote B, Esct. 2
2785-515 Abóboda -São Domingos de Rana
Phone +351 21 4459191
Fax +351 21 4455871
www.weidmueller.pt

QA Qatar
Doha Motors Trading Co.
(Technical Division)
Post Box No. 145
Airport Road
Doha - Qatar
Phone +974 465 1441
Fax +974 465 0925
dmtctech@qatar.net.qa

RO Romania
Rominterface Impex SRL
Str. Gh. Dem Teodorescu 30 A
30916 Bucuresti - sector 3
Phone +40 21 3220230
Fax + 40 21 3228857
office@rominterface.ro

RS Serbia
ES-YU Elektrosistem
Pariske komune 41
11070 Novi Beograd, Serbia
Phone +381 11 3018660
Fax +381 11 2693608
esyu@eunet.rs
www.elektrosistem.co.rs

RU Russia
OOO Weidmüller
Warshavskoye highway, 25A, bld. 6
117105 Moscow
Phone +7 4 95 771-6940
Fax +7 4 95 771-6941
info@weidmueller.ru
www.weidmueller.ru

SA Saudi Arabia
Al Abdulkarim Holding Co.
P.O Box. 4
Dammam 31411
Phone +9668337110
Fax +9668338242
salehsk@akh.com.sa
www.akte.com.sa

Saudi Electric Supply Co.
P.O. Box 3298
Al Khobar 31952
Phone +966 3 882 9546227
Fax +966 3 882 9547
Safdar.malik@sesco-ge.com

SE Sweden
Weidmüller AB
Axel Daniessons väg 271
P.O. box 31025
200 49 Malmö
Phone +46 (0) 7 71 43 00 44
Fax +46 (0) 40 37 48 60
info@weidmuller.se
www.weidmuller.se

SG Singapore
Weidmuller Pte. Ltd.
70 Bendemeer Road
#04-03 Luzerne
Singapore 339940
Phone +65 6841 5311
Fax +65 6841 5377
info@weidmuller.com.sg
www.weidmuller.com.sg

SI Slovenia
ELEKTROSPOJI d.o.o.
Stegne 25, 1000 Ljubljana
Phone +386 15113810
Fax +386 15111604
info@elektrospoji.si
www.elektrospoji.si

SK Slovakia
ELEKTRIS s.r.o.
Elektrárenská 1
83104 Bratislava
Phone +421 2 49200113
Fax +421 2 49200119
bratislava@elektris.sk

TH Thailand
Pisanu Engineering Co., Ltd
800/43-45 Soi Trakulsuk
Asoke-dindaeng Road,
Dindaeng, Bangkok 10400
Phone +66 2 245 9113
Fax +66 2 6429220
jayasankar@pisanu.co.th
www.pisanu.co.th

TN Tunisia
Please contact
Weidmüller E.U.R.L. in France

TR Turkey
Weidmüller Elektronik Ticaret Ltd. Sirketi
Kavacik Mah. Orhan Veli Kanik Caddesi 9/1
34810 Beykoz – Istanbul
Phone +90 216 5371070 (Pbx)
Fax +90 216 5371077
info@weidmuller.com.tr
www.weidmuller.com.tr

TW Taiwan
Fittatek Co., Ltd.
12F No. 185 Fu-Kuo Road,
Tso Ying Dist, Kaohsiung
Phone +886 7 556 0858
Fax +886 7 556 3279
stanley@fittatek.com.tw
www.fittatek.com.tw

Taiwan
Eucan Enterprise Ltd.
No. 145 He Ping 2nd Rd
Kaohsiung
Phone +886 7 715 6610
Fax +886 7 715 8748
mark@eucan.com.tw
www.eucan.com.tw

UA Ukraine
TEKO INTERFACE ooo
ul. Lewanewskogo 6
03058 Kiev
Phone +38 044 401 09 90
Fax +38 044 401 08 64
weidmueller@tekointerface.com
www.tekointerface.com.ua

US United States
W-Interconnections Inc.
821 Southlake Boulevard,
Virginia - Richmond 23236
Phone +1 804 7942877
Fax +1 804 3792593
info@weidmuller.com
www.weidmuller.com

UY Uruguay
REWO Uruguay S.A
Av. Bolivia 2001 Esq Rocafuerte
Carrasco Montevideo 11300
Phone / Fax +598 260 48439
clorda@rewouruguay.com.uy

UZ Uzbekistan
OOO "Elektro Potential"
Gani Mavljanova str., 2B
100084 Tashkent
Phone +998 98-3003821
Fax +998 71-1249286
mz1958@yandex.ru

VE Venezuela
Somerinca C.A.
Quinta Sagrado Corazon de Jesus - 3ra Transversal - Los Dos Caminos,
Caracas 1070 - A
Phone +58 212 2352748
Fax +58 212 2399341
klocmoeller@cantv.net
www.kmsomerinca.com.ve

VN Vietnam
AUMI Co., Ltd
E1, La Thanh Hotel,
218 Doi Can Street,
Lieu Giai Ward, Ba Dinh District,
Hanoi City
Phone +84 4762 8601
Fax +84 4266 1391
aumi@aumi.com.vn

Linh Kim Hai Co,. Ltd
78 Hoa Cuc Street Ward 7,
Phu Bhuan District,
Ho Chi Minh City
Phone +84 8517 1717
Fax +84 8517 1818
lkh@linhkimhai.com.vn

ZA South Africa
Phambili Interface (Pty) Ltd
P.O. Box 193, 1609 Johannesburg
5 Bundo Road, Sebenza
1610 Johannesburg, Endenvale
Phone +27 11 452 1930
Fax +27 11 452 6455
sales@weidmuller.co.za
www.radinterface.co.za

DE Other countries
Weidmüller Interface GmbH & Co. KG
Postfach 3030
32720 Detmold
Klingenbergstraße 16
32758 Detmold
Phone +49 5231 14-0
Fax +49 5231 14-292083
info@weidmueller.de
www.weidmueller.com

«ЭЛЕКТРО-ПРОФИ» - http://www.ep.ru

We cannot guarantee that there are no mistakes in the publications or software provided by us to the customer for the purpose of making orders. We try our best to quickly correct errors in our printed media.

All orders are based on our general terms of delivery, which can be reviewed on the websites of our group companies where you place your order. On demand we can also send the general terms of delivery to you.

«ЭЛЕКТРО-ПРОФИ» - http://www.ep.ru

www.weidmueller.com

Argentina
Australia
Austria
Azerbaijan
Bahrain
Belarus
Belgium
Bosnia and Herzegovina
Brazil
Bulgaria
Canada
Chile
China
Colombia
Costa Rica
Croatia
Czech Republic
Denmark
Ecuador
Egypt
Estonia
Finland
France
Germany
Great Britain
Greece
Hong Kong
Hungary
Iceland
India
Indonesia
Iran
Ireland
Israel
Italy
Japan
Jordan
Kazakhstan
Korea
Kuwait
Latvia
Lebanon
Lithuania
Luxembourg
Macedonia
Malaysia
Malta
Mexico
Moldova
Netherlands
New Zealand
Norway
Oman
Pakistan
Peru
Philippines
Poland
Portugal
Qatar
Romania
Russia
Saudi Arabia
Serbia
Singapore
Slovakia
Slovenia
South Africa
Spain
Sweden
Switzerland
Taiwan
Thailand
Tunisia
Turkey
Ukraine
United Arab Emirates
United States
Uruguay
Uzbekistan
Venezuela
Vietnam

Weidmüller – Partner in Industrial Connectivity.

As experienced experts we support our customers and partners around the world with products, solutions and services in the industrial environment of power, signal and data.
We are at home in their industries and markets and know the technological challenges of tomorrow. We are therefore continuously developing innovative, sustainable and useful solutions for their individual needs.
Together we set standards in Industrial Connectivity.

Order number:
1282180000/11/2011/SMDM

«ЭЛЕКТРО-ПРОФИ» - http://www.ep.ru