CATALOGUE 2

2011|2012



# OMNIMATE – Device connectivity and electronics housings

Catalogue

«ЭЛЕКТРО-ПРОФИ» - http://www.ep.ru

Weidmüller

# Product Portfolio

Weidmüller is a leading international provider of solutions for electrical connectivity, transmission and conditioning of power, signal and data in industrial environments. The company with headquarters in Detmold/Germany develops, produces and sells products in the field of electrical connectivity and electronics all over the world.
**www.power-signal-data.com**

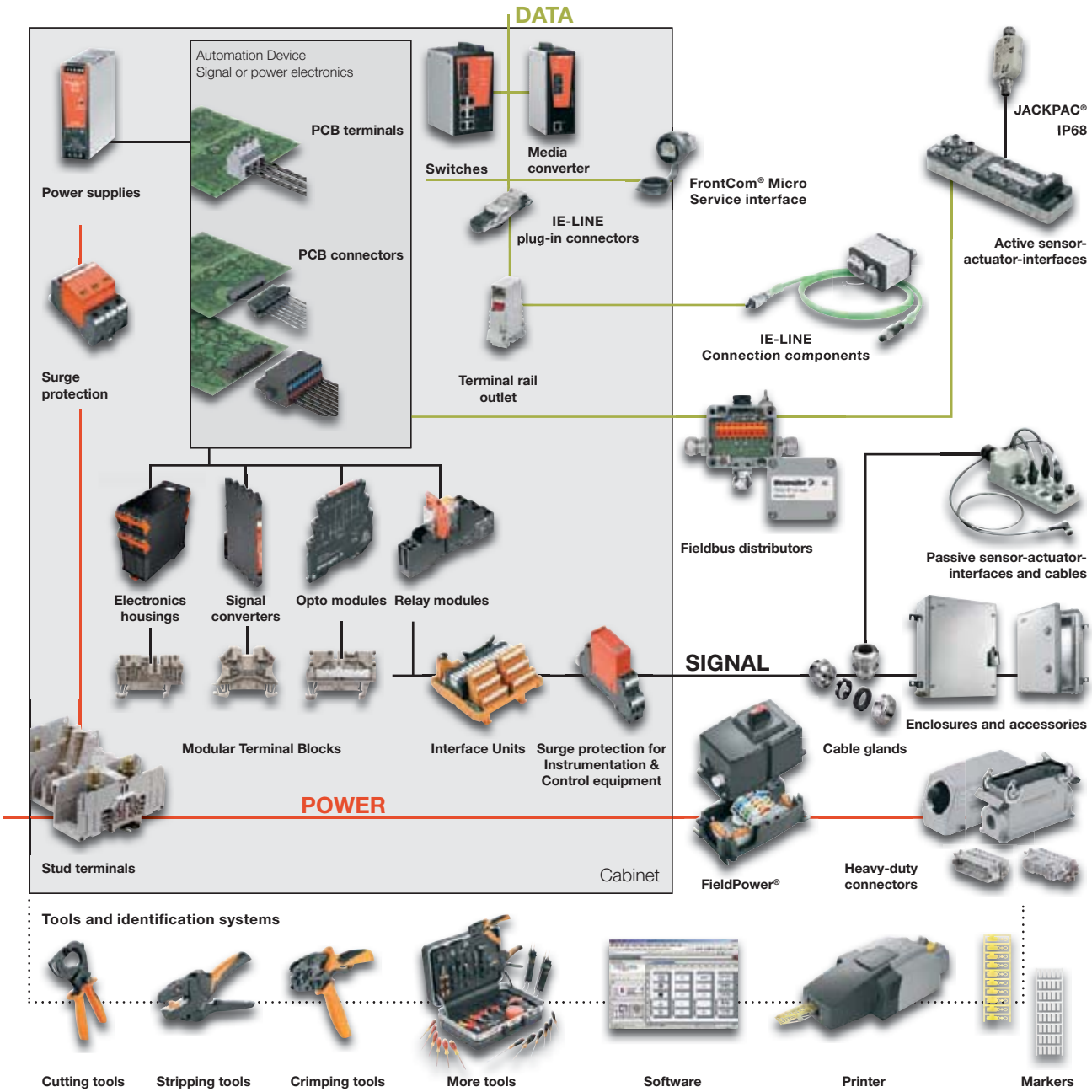


## All the catalogues at a glance

| | | Order No. |
|---|---|---|
| Catalog 1 | Modular Terminal Blocks | **5661400000** |
| Catalog 2 | PCB Terminals, PCB Connectors and Housings for Electronics | **1250030000** |
| Catalog 3 | RockStar® – Heavy Duty Connectors | **5664240000** |
| Catalog 4.1 | Electronics – Analogue Signal Conditioning | **1203510000** |
| Catalog 4.2 | Electronics – Relays and Optos | **1282330000** |
| Catalog 4.3 | Electronics – Power Supplies | **1158070000** |
| Catalog 4.4 | Electronics – Surge protection | **1271290000** |

| | | Order No. |
|---|---|---|
| Catalog 4.5 | Electronics – Interface units and PLC solutions | **1252080000** |
| Catalog 5 | Enclosures and Cable Glands | **5661920000** |
| Catalog 6 | Tools | **1161520000** |
| Catalog 7 | Identification systems | **1125590000** |
| Catalog 8 | Sensor Actuator Interface | **1235620000** |
| Catalog 9 | Industrial Ethernet | **1274570000** |
| Product information | FieldPower® – decentralised power distribution | **1229860000** |

«ЭЛЕКТРО-ПРОФИ» - http://www.ep.ru

CATALOGUE 2

# OMNIMATE – Device connectivity and electronics housings


**OMNIMATE – Device connectivity and electronics housings**

Introduction

OMNIMATE Signal
- PCB Terminals
- PCB Connectors
- Accessories

OMNIMATE Power
- PCB Terminals
- PCB Connectors
- Through Panel Terminals
- Accessories

OMNIMATE Housing
- Housings for Electronics
- Accessories

**Appendix**

Technical appendix

Index
Search according to type or order number, Addresses worldwide







«ЭЛЕКТРО-ПРОФИ» - http://www.ep.ru

# OMNIMATE Signal – Overview

## PCB Terminals

| Chapter B | Clamping yoke screw connection<br>LS, LM, LP and LL | TOP screw connection<br>TOP1.5 and TOP4GS | Leaf spring screw connection<br>PS and PM |
|---|---|---|---|
| |  |  |  |
| Explanation | B.2 | B.2 | B.2 |
| Quick selection | B.6 | B.6 | B.6 |
| Technical data | B.8 | B.44 | B.52 |

## PCB Terminals

| Chapter B | PUSH IN spring connection<br>LSF-SMT | Tension clamp connection<br>LMZF and LMZF multi-level | |
|---|---|---|---|
| |  |  | |
| Explanation | B.2 | B.2 | |
| Quick selection | B.6 | B.6 | |
| Technical data | B.56 | B.90 | |



«ЭЛЕКТРО-ПРОФИ» - http://www.ep.ru

## PCB Connectors

| Chapter C | 2-row, Pitch 3.50 mm<br>Series B2L / S2L 3.50 | Pitch 3.50 mm<br>Series BL / SL 3.50 | Pitch 3.81 mm<br>Series BC / SC 3.81 |
|---|---|---|---|
| |  |  |  |
| Connection | up to 1.00 mm² / AWG 16 | up to 1.50 mm² / AWG 14 | up to 1.50 mm² / AWG 16 |
| Explanation | C.2 | C.20 | C.60 |
| Quick selection | C.4 | C.24 | C.64 |
| Technical data | C.6 | C.26 | C.66 |

## PCB Connectors

| Chapter C | Pitch 5.00 mm<br>Series BL / SL 5.00 | Pitch 5.08 mm<br>Series BL / SL 5.08 | Pitch 5.00 mm<br>Series RSV |
|---|---|---|---|
| |  |  |  |
| Connection | up to 4.00 mm² / AWG 12 | up to 4.00 mm² / AWG 12 | up to 2.50 mm² / AWG 12 |
| Explanation | C.120 | C.120 | C.240 |
| Quick selection | C.132 | C.162 | C.242 |
| Technical data | C.134 | C.166 | C.244 |

## OMNIMATE Signal – Accessories

| Chapter D | Accessories | | |
|---|---|---|---|
| |  |  |  |
| Technical data | from D.2 | | |



«ЭЛЕКТРО-ПРОФИ» - http://www.ep.ru

# OMNIMATE Power – Overview

## PCB Terminals

| | |
|---|---|
| Chapter E | Clamping yoke screw connection<br>LU, LUP, LX and LXXX |
| |  |
| Connection | up to 50 mm² / AWG 1 |
| Explanation | E.2 |
| Quick selection | E.4 |
| Technical data | E.6 |

## PCB Connectors

| | | | |
|---|---|---|---|
| Chapter F | Pitch 7.62 - 10.16 mm<br>Series IT | Pitch 7.62 mm<br>Series BL / SL HP | Pitch 7.62 mm<br>Series BV / SV HP |
| |  |  |  |
| Connection | up to 16.00 mm² / AWG 6 | up to 4.00 mm² / AWG 12 | up to 6.00 mm² / AWG 10 |
| Explanation | F.2 | F.24 | F.44 |
| Quick selection | F.6 | F.26 | F.48 |
| Technical data | F.8 | F.28 | F.50 |

## PCB Connectors

| | |
|---|---|
| Chapter F | Pitch 10.16 mm<br>Series BU /SU HP |
| |  |
| Connection | up to 16.00 mm² / AWG 6 |
| Explanation | F.106 |
| Quick selection | F.108 |
| Technical data | F.110 |



«ЭЛЕКТРО-ПРОФИ» - http://www.ep.ru

## Through Panel Terminals

| | |
|---|---|
| **Chapter G** | **Series WGK** |
| |  |
| **Connection** | **up to 95 mm² / AWG 4/0** |
| **Explanation** | **G.2** |
| **Technical data** | **G.4** |

## OMNIMATE Power – Accessories

| | |
|---|---|
| **Chapter H** | **Accessories** |
| |    |
| **Technical data** | **from H.2** |



«ЭЛЕКТРО-ПРОФИ» - http://www.ep.ru

# OMNIMATE Housing – Overview

## Housings for Electronics

| Chapter I | OMNIMATE Housing | Component housing CH20M | Component housing WAVEBOX |
|---|---|---|---|
| |  |  |  |
| Explanation | I.2 | I.6 | I.34 |
| Orientation guide | I.4 | I.12 | I.36 |
| Technical data | | I.14 | I.38 |

## Housings for Electronics

| Chapter I | Terminal housing MHS, MHZ, MCZ | Profile housing RS |
|---|---|---|
| |  |  |
| Explanation | I.44 | I.48 |
| Orientation guide | | I.50 |
| Technical data | I.46 | I.52 |

## OMNIMATE Housing – Accessories

| Chapter J | Accessories | | |
|---|---|---|---|
| |  |  |  |
| Technical data | from J.2 | | |



«ЭЛЕКТРО-ПРОФИ» - http://www.ep.ru

# Introduction



**Introduction**

OMNIMATE – Device connectivity and electronics housings
Products, service and support A.2



«ЭЛЕКТРО-ПРОФИ» - http://www.ep.ru

# Introduction and overview of our basic portfolio

OMNIMATE – device connectivity and electronics housings from Weidmüller – take advantage of quality, efficiency and expertise for reliability and added value over the entire product lifespan.

Our wide, applications-based product line includes PCB terminals and connectors, feed-through terminals, and electronics housings for industrial applications with emphases on signal processing and power electronics.

As a pioneering and leading provider of device connectivity, Weidmüller supports the entire design-in process with deep-rooted application expertise and proven know-how in finding solutions. Our global design-in support provides the perfect connection between products and services.



**OMNIMATE Signal – PCB terminals**

A simple and direct terminal connection to the circuit board: the terminal provides high-density component assembly with good usability despite the compact dimensions. Typical applications are sensor-actuator interfaces and power supplies for the control and building industries. The main advantages:

- All standard connection systems, from clamping yoke to PUSH-IN
- All-purpose usage with pitches from 3.50 to 10.00 mm
- Wide variety of reflow-compatible products
- Compact, multi-level construction



**OMNIMATE Signal – PCB connectors**

This convenient wire-insert method is the established standard in process and manufacturing automation as well as the measurement and control industry.
The wide OMNIMATE line, with its six product series, provides design flexibility, efficient processing, and safe, intuitive handling. Additional advantages:

- Wire connections to meet market requirements: including a 0.5 mm² IDC bus, 1.5 mm² spring connection, and 4 mm² clamping yoke for two wires.
- A connection to the PCB that complies for SMT and wave soldering process.
- Compact, strong, all-purpose: 36 connections in 3.5 pitch; highest load capacity in 3.81 pitch; widest usage range in 5.08 pitch.



**OMNIMATE Power – PCB terminals**

The sturdy, direct connection for extreme current and voltage requirements in power electronics such as solar inverters, frequency converters and high-performance power supplies.

- High power: 150 A / 1000 V / 50 mm² (IEC) and 600 V / 127 A / AWG 1 (UL)
- Simple UL approval of the device up to 600 V
- Zero-maintenance steel clamp for screw connections that are resistant to vibration



«ЭЛЕКТРО-ПРОФИ» - http://www.ep.ru



## OMNIMATE Power – PCB connectors

The pluggable connection method for modern drive systems and high-power electronics such as motor starters, inverters, servo drives and frequency converters. OMNIMATE Power sets the new standard – with increased safety and innovative solutions such as the pluggable shield, integrated signal contacts and one-handed operation.

- Applications-based scalability: ranging from the compact 4 mm² connection for 29 A, to the sturdy 16 mm² connection for 50 kVA (IEC).
- Unlimited usage up to 600V (UL) or 1000 V (IEC)



## OMNIMATE Power – WGK through panel terminals

The logical expansion of the portfolio to include direct through panel connectors for device panels. Excellent for applications such as EMC filters, discrete-built inverters for drive systems and encapsulated devices. A wide variety of applications made possible with:

- Wide power range for currents from 32 to 232 A and wire cross-sections from 4 to 95 mm² (AWG 4/0)
- Various types of connections: solder connection, cable-lug-stud connection, and clamping yoke screw connection.
- Shapes for accommodating horizontal or vertical wire outlets



## OMNIMATE Housing – Electronics housings

The perfect platform for form and function: Weidmüller‘s electronics housings provide a state-of-the-art platform for applications such as I/O sliced-design terminals, interface units, signal conditioners and power supplies. The portfolio covers all applications in the electrical cabinet, for example

- Component housing like the modular CH20M system for an individual design, efficient SMT processing and innovative use - scalable from 6 to 67 mm
- Profile cases for special designs and small batches with 6 widths in variable or modular configurations.



## Individual services

The services described here are a perfect supplement to the basic portfolio – simple and quick to configure and tailor-made for your individual requirements. You can benefit from our decades of experience and innovative technologies.



«ЭЛЕКТРО-ПРОФИ» - http://www.ep.ru

# In detail: your service portfolio

**Customised colouring**



Colour is a simple yet influential element of design. You can structure, integrate, design or label the connection area. With a wide selection of different colour schemes Customise our components to your application:

- Standard colours: black, orange, grey, green
- Signal and functional colours: blue, yellow, red

**Clear labelling**




Providing for smooth installation and quick repairs:

- A flexible layout for application-specific marking
- Including sharp-contoured special characters and symbols
- 4 methods: pad printing, laser printing, inkjet labels and adhesive systems

**The aim: your tailored solution**

Weidmüller's products and services are designed with one goal in mind: optimisation. No more, and no less than this.

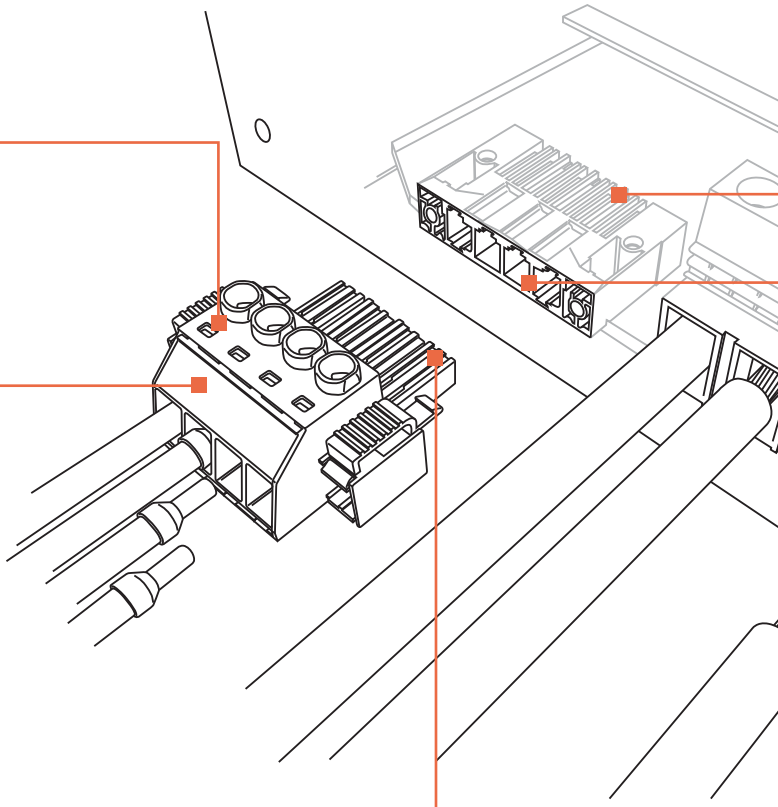

**Process-compatible packaging**



The proper packaging for your manufacturing process raises efficiency. You can choose between:

- Box (standard): space saving and environmentally friendly
- Tape on reel: A specific roll for each feeder from 24 mm
- Tube: can be automatically assembled, even without a feeder
- Tray: even large components can be quickly reached

**Distinctive coding**



So that only those components which belong together fit together: Take advantage of our systematic connector or PCB coding systems:

- Versatile: individual manual coding in the process or on-site
- Practical: pre-assembled coding from the factory, per your requirements
- Efficient: pre-formed coding with large quantities



«ЭЛЕКТРО-ПРОФИ» - http://www.ep.ru

**http://galaxy.weidmueller.com**

**Weidmüller's design-in partnership – more than just contacts.**

- More design freedom, clearer differentiation, greater degree of innovation
- Less overhead, less compromises, a shorter time to market
- Consistently reliable, maintenance-free, secure connections

The result: satisfied customers, greater success.

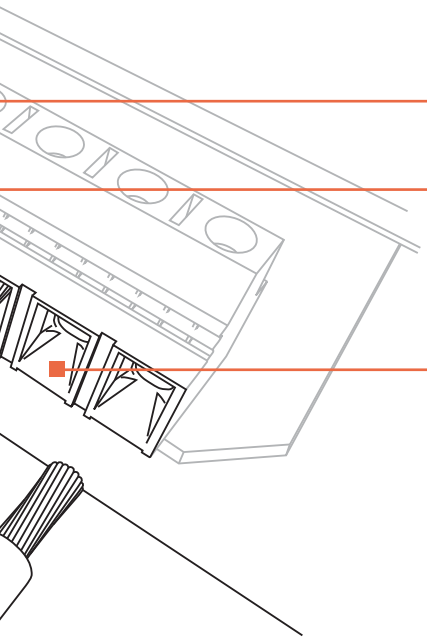

**Pin lengths optimised for the process**



Choose the ideal pin length based on engineering requirements and process parameters, including:

- Circuit board construction: thickness, assembly type
- Assembly process: manual or automatic
- Soldering process: wave or reflow soldering

**Application-oriented contact platings**



Specify the proper contact platings – based on the electrical parameters and dependent on:

- Environmental conditions such as moisture level
- Mechanical factors such as vibration
- Application characteristics such as the number of plugging cycles
- Thermal influences such as temperature values and cycles

**Selective assembly**



Extend the clearance and creepage distances with a check box – partial assembly is simple and:

- Space saving: smaller dimensions than a large pitch
- Efficient: different voltage ranges in one component
- Economical: possible to use lower performance classes

**Application-specific development**



Seamlessly proceeding with your custom configuration: In addition to our technical and production expertise, Weidmüller's principle of "pro-active design-in" ensures that your solution will always be integrated into your project and application.



«ЭЛЕКТРО-ПРОФИ» - http://www.ep.ru

# Six simple steps to reach your goal with twice the efficiency: your customised solution with service plus support.

**Take advantage of our service and support combination for optimising your design-in process – from the specification stage to component integration.**

Product specification → Component selection → Solution configuration

SERVICES



**Your starting point:
our comprehensive standard portfolio**

The market standard for quality, efficiency and innovation – this is our contribution towards your success The result:

- Better planning certainty with our applications-based basic portfolio
- Speedier integration with our custom connection solutions
- Customised modifications



**Your options to upgrade:
the complete accessory portfolio**

Supplement your basic components with additional functions:

- The basis: your requirements
- The advantage: integrated accessories
- The result: applications-based functional assemblies – and also completely pre-assembled sets when needed.

Just about everything else you'll need.




**Freedom of design:
our versatile services portfolio**

Selection with your application in mind. Your choice of:

- Design: housing colour and labelling
- Function: contacts, coding, etc.
- Construction: pin length, assembly
- Process: packaging and processing (solder process, connection method, etc.)

To the point: integration through configuration.

SUPPORT

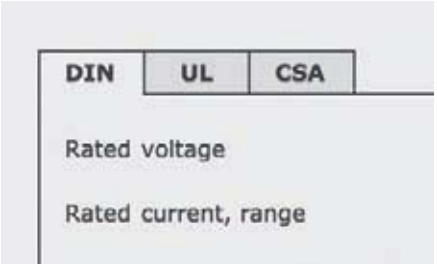


**Support from the start:
the basic selection**

Competent support all the way from selection to certification. This includes:

- on-line internet help
- with complete engineering data
- working with a competent representative

The start is simple – use the product configuration program at http://catalog.weidmueller.com to select from our basic products.




**All just one click away:
the basic configuration**

Rated data: pre-specified.
Basic components: just selected.
Characteristics: will now be configured:

- Pole count: specified with a click
- Solder pin length: easy to modify
- Colour: displayed realistically
- Contact surfaces: completely galvanised
- Packaging: fully automated




**Check it off and go:
detailed configuration**

Select and check it – finely tuned to ensure safe handling in the field:

- Coding: for safe assignments
- Assembly: with doubled pitch spacing
- Labelling: clearly identified

Options: printing method, printing colour and orientation (alignment) of the print/ symbols.



«ЭЛЕКТРО-ПРОФИ» - http://www.ep.ru

http://galaxy.weidmueller.com

Solution verification | Adapting to the application | Solution integration



**The basis for decision:
the TARGET-balance**

From concept, via model to the prototype: supplement our CAD support and verify your design with our prototype service. This includes:
- A reference prototype from stock
- Configurable prototype if needed
- Fast prototyping for individualists

Ensuring that the solutions fits.



**Tailor made:
with individual development**

Do you need more than just the standard plus configuration? Together we develop a solution based on your particular requirements. Our tailor-made solutions benefit from our decades of experience, innovative technologies, and modern processes (such as fast prototyping). It will fit like a glove.



**The result:
an exact solution**

You can use our service for a configuration or a modification, including:
- Innovative solutions
- Shorter project duration
- More efficient manufacturing processes

Take advantage of applications-based functionality and quality – so that your customers, and not your products, return.




**Convenient availability:
the product database**

Your data pool for construction, verification and documentation: with the relevant data sheets, drawings, 3-D models and more – in all standard formats – directly linked to the product during your search or configuration. For viewing, printing, downloading or e-mail.



**Helping with words and deeds:
proactive design-in**

A reliable, helpful staff: on-line resources plus "Human Resources", i.e. a web assistant and your personal contact. You benefit from:
- constructive team work
- excellent application competence
- A consistent solutions-oriented approach



**Open-ended support: a partnership.
Powered by Weidmüller**

We're not satisfied until you are. Our commitment does not stop after the delivery. We support you:
- from the market launch
- to special customer requests and we stay by your side to solve your problems.



«ЭЛЕКТРО-ПРОФИ» - http://www.ep.ru

# Connection system

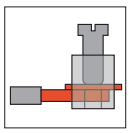

## Clamping yoke screw connection

The clamping-yoke connection is the most used screw connection in the world. Steel clamping-yokes made of using a stamping and bending process guarantee a vibration proof clamp connection. When the screw on the clamp is tightened, there is a counter effect in the clamping yoke‘s threaded area which prevents the connection accidentally loosening. As the screw thread is on an inclined plane, there is a force gain created and a very high clamping force is achieved. Weidmüller uses hardened steel with optimal corrosion protection for stability and security and copper alloys in the contact area for good electrical conductivity.



**Customer benefits:**

- The screw connection guarantees a globally accepted, vibration proof and maintenance free connection.
- A large conductor clamping area is covered.
- The ”Wire Ready“ technology ensures that the terminal points are fully open at delivery, even after being transported world-wide
- The ”Wire Guard“ protection mechanism prevents accidental insertion of the wire underneath the clamping area which can be dangerous, it protects against hidden faulty contacts
- The flat clamping yoke also enables the clamping of very small cross-section wires

**Field of application:**

The standard connection for applications in industrial environments with the highest requirements for reliability even under harsh conditions.

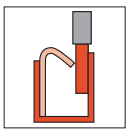

## PUSH IN spring connection

The PUSH IN spring connection with direct plug-in technology allows the fastest wiring process: the stripped or prepared wire is simply pushed into the terminal point as far as it will go and the connection is finished. Operating the release lever is only required with very standard wire or to release the connection. The stainless steel spring ensures a high contact force between wire and the tinned copper busbar. A stainless steel cage enclosure prevents subsidence in the contact area. To prevent any drop in clamping force plastic parts were deliberately not used.



**Customer benefits:**

- Fast, tool-less wire connection with direct insertion technology
- The stainless steel spring results in a vibration-resistant connection
- Higher resistance to wire pull-out than in a tension clamp system
- Constant conductor clamping force independent of the operator
- Operator error is reduced using a colour-coded and intuitive actuator
- Wire feed and the operation are aligned in the same direction which permits a compact equipment design

**Field of application:**

The default choice for operation in the field, it permits speedy wiring and, combined with its small size, its intuitive use is also advantageous even in environments with severe vibration.



«ЭЛЕКТРО-ПРОФИ» - http://www.ep.ru

## TOP screw connection terminal with Pull-Effect

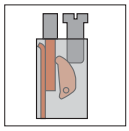

In the traditional case, the screw is always at a right angle to the conductor outlet direction, the TOP connection however, allows wire insertion and the screw orientation in the same direction. The TOP connection produces the greatest possible packing density in the terminal area. The ”pull effect“ ensures that the connected wire is pulled in to the clamping point producing a secure contact.



**Customer benefits:**

- The “pull effect” pulls the wire into the terminal point. Problems with clearance and creepage distances are avoided.
- Wire feed and the operation are aligned in the same direction which permits a compact equipment design
- The minimum installation height results in an extremely high packing density

**Field of application:**

Housing design or installation requirements such as PCB slots, that do not allow a right angled screw operation for reasons of space

## Tension clamp connection

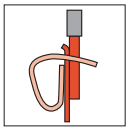

The pre-tensioned tension clamp is made from high quality rust and acid resistant steel, pulls the wire against the galvanised copper busbar, this results in a permanent and vibration resistant connection. The spring can be opened with a screwdriver. The wire is fed through the wire guide into the spring cage. When the screwdriver is removed, the wire is clamped. The surface-treated busbar ensures low contact resistance and a high resistance to corrosion.



**Customer benefits:**

- Constant conductor clamping force independent of the operator
- Wide-spread connection technology
- Simple operation using a screwdriver or the integrated release lever

**Field of application:**

Fast wiring with a constant clamping force, even in environments with severe vibration.



«ЭЛЕКТРО-ПРОФИ» - http://www.ep.ru

# Connection system

## Crimp connection

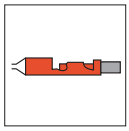

The crimp connection method provides an affordable solution with pre-assembled female plugs that is also appropriate for large batch jobs. The crimp contacts can be attached using hand tools or with a crimping machine when producing large batches. The contacts only then need to be locked into the housing provided. For fully automated processing, taped crimp contacts are available.



**Customer benefits:**

- Rapid, fully automated pre-assembly of connectors is then possible
- Long-lasting, positive connection methods
- Minimal contact resistances
- The conductor connection is extremely thermal shock and vibration resistant

**Field of application:**

Applications that combine fully automatic and factory oriented processing steps with the actual field wiring works even in environments with severe vibration or temperature fluctuations.

## IDC connection (Insulation Displacement Connection)

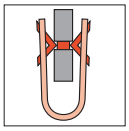

The IDC connection is the fastest way to install a wire, and is one of the most effective solutions for the end user. In the insulation displacement technique, a cable is pressed into the cutting zone of a fork contact. This cuts the insulation and produces a reliable connection between conductor and the cutting metal. The clamping capacity of different wire cross-sections and the choice of insulation material is limited.



**Customer benefits:**

- A particularly easy and time-saving connection method
- Constant conductor clamping force independent of the operator
- No special tools needed to connect the wire

**Field of application:**

All applications where a lot of connections need to be completed in a short period of time and the wire cross-section and insulation material are laid down.



«ЭЛЕКТРО-ПРОФИ» - http://www.ep.ru

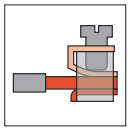

## Leaf spring screw connection

The leaf spring screw connection is the oldest method on the market for connecting a conductor. The leaf spring below the screw reliably prevents damage to the conductor when the clamp screw is tightened. The leaf spring is a simplified connection yet suited for the requirements of building automation connection technology.



**Customer benefits:**

- Cost effective alternative to the clamping-yoke connection
- A particularly simple connection solution suited to less demanding environmental conditions.
- High power density in a small footprint

**Field of application:**

Applications with less demanding environmental conditions and narrow installation space.

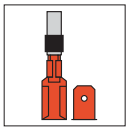

## Flat-blade connection

Flat blade connections are a widespread connection method in accordance with DIN 46247. This technology connects pre-assembled, insulated and non-insulated cable-lug sleeves by simply insertion of the cable-lug connector on a standard terminal block.



**Customer benefits:**

- Fully automated, pre-assembled wire bundles are possible
- Can be used with 2.8 and 6.3mm flat blade receptacles
- Suitable for insulated and uninsulated versions.

**Field of application:**

Suitable for applications where pre-assembled cables need to be fitted quickly to the PCB.



«ЭЛЕКТРО-ПРОФИ» - http://www.ep.ru

# Flange option

= recommended
= possible to a limited extent

| | | | | O | G | B | F / FI | LF/LFI/FLF | RF | MF/MSF |
|---|---|---|---|---|---|---|---|---|---|---|
| | | | | Open | Closed | Dovetail for B-Block | Flange with nut | Flange with nut | Clip-on flange without nut (for release latch) | Middle flange with/ without nut |
| | | | Attachment to the PCB | No | No | using accessories with nut | optional screw | Solder pin | Solder pin | Solder pin (partial) |
| | | | | Male connectors | | | | | | |
| | | | |  |  |  |  |  |  |  |
| | | | | Socket blocks | | | | | | |
| | | | | |  |  |  |  | | |
| OMNIMATE Signal and Power | G | Closed | No |  |  | ● | ● | ● | ○ | ○ | ● | |
| | B | Dovetail for B-Block | about bolt-on accessories |  |  | ● | ● | ● | ○ | ○ | | |
| | F | Flange | Screw |  |  | ○ | ○ | ○ | ● | ● | | |
| | FI | Inverted flange | Nut | |  | ○ | ○ | ○ | ● | ● | | |
| | LH | Release lever | No |  | | ○ | ○ | ○ | ● | ● | | |
| | LR | Release latch | Tack |  |  | ○ | ○ | ○ | ○ | ● | ● | |
| OMNIMATE Power | F | Flange | Locking clasp |  |  | | | | ● | | | |
| | FI/SFI | Inverted flange | Snap hook / with screw | |  | | | | ● | ● | | |
| | MF/MSF | Middle flange | Snap hook / with screw |  | | | | | | | ● | |

Female plug
Male plug



«ЭЛЕКТРО-ПРОФИ» - http://www.ep.ru

# OMNIMATE Signal PCB Terminals

**OMNIMATE Signal PCB Terminals**


| | |
|---|---|
| Explanation | B.2 |
| Quick selection | B.6 |
| Clamping yoke screw connection | B.8 |
| TOP screw connection | B.44 |
| Leaf spring screw connection | B.52 |
| PUSH IN spring connection | B.56 |
| Tension clamp connection | B.92 |




«ЭЛЕКТРО-ПРОФИ» - http://www.ep.ru

# OMNIMATE Signal PCB Terminals
# Flexible and versatile available in pitches from 3.5 to 9.52 mm

A wide variety of application requirements from the industrial automation and control fields are solved globally using the components from the comprehensive OMNIMATE Signal PCB terminal range. You can find a suitable solution for almost any application, whether in terms of the conductor outlet direction, the pitch, the wire cross-section to be clamped, the required contact density through multi-level varieties or the sort of connection you want.



**Standard-compliant integration**

Following relevant international guidelines/standards and Weidmüller's laboratory accreditation ensure highest quality standards for use globally.

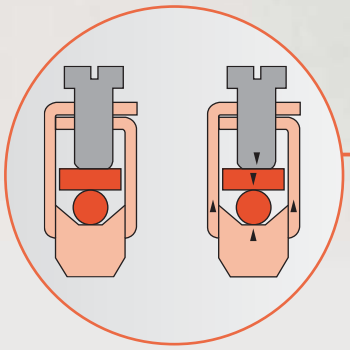

**Screw connection system**

The automatically counter-operating Weidmüller steel clamping yoke uses force generated by tightening the screw to open the upper thread overlap. Settling of the connected wires and vibrations are compensated for and this guarantees maintenance-free operation. Subsequent tightening and maintenance of the screw is not needed.



«ЭЛЕКТРО-ПРОФИ» - http://www.ep.ru

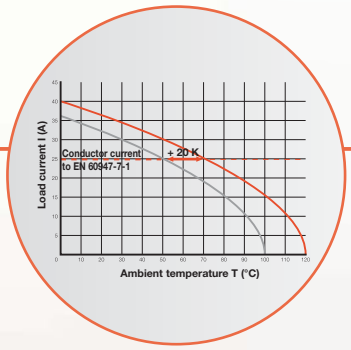


### Power reserve for safety

The high performance insulating material WEMID with a continuous operating temperature of 120 °C for higher load currents and ambient temperatures. OMNIMATE Signal PCB terminals already exceed the standard PA working temperature (100 °C) of many product families by 20 °K, this allows more power reserves and increased safety during temperature fluctuations or overloads.





### Tension clamp connection system

Simple and fast - the universal screw-less connector with a steel spring. Ideal for PCB installation terminals where it is important that the connections are secure. Single row, with or without an operating lever to open the terminal point with a wire cross-section of up to 2.5 mm². Higher connector density with double, or triple level variations with a pitch of 5.08 mm and clamping range of up to 2 mm².

IEC 60335-1

### Fire resistance

The high-quality plastics used in many of the product families in the OMNIMATE Signal product line meet the higher fire safety requirements according to the domestic appliance standard IEC 60335-1.




### PUSH IN connection system

The innovative quick connector – simple, safe and economical. Direct insertion of solid-core wires and stranded wires with ferrules when used with the LSF-SMT series.



«ЭЛЕКТРО-ПРОФИ» - http://www.ep.ru

# OMNIMATE Signal PUSH IN PCB terminals

## Spring connection LSF-SMT is available in pitches from 3.5 to 7.62 mm

The innovative quick connector - simple, safe and economical.
Its compact dimensions and surprising performance of 17.5 A / 800 V (IEC) means that the LSF-SMT meets the market push for miniaturisation. The OMNIMATE Signal PCB terminals LSF-SMT offer you a wide pitch range from 3.5 to 7.62 mm, in various conductor outlet directions (90°/135°/180°) to the PCB for connections of wire cross-sections of up to 1.5 mm². The use of high-quality materials guarantees maximum cost effectiveness in the manufacture of electronic assemblies.



**SMT/THR process compatible**

The compact design and packaging (tape-on-reel) for the automatic pick and place systems of your SMT production lines means that production costs are further reduced for electronic components.





**Form stability for the reflow soldering process**

The high-temperature-resistant insulating material LCP used in the LSF-SMT range, is characterised by its form and dimensional stability. Due to low moisture absorption, the LSF-SMT can be immediately used in the Reflow THR soldering process without an extra drying phase. The uninterrupted production process from automated assembly to soldering is optimally achieved and saves you time and money.



**Flexible processing**

With a pin length of 3.5 mm for hand and wave soldering, or 1.5 mm for reflow soldering (THR) there are standard models available even for double sided assembled PCBs.



«ЭЛЕКТРО-ПРОФИ» - http://www.ep.ru

IEC 60335-1

### Fire resistance

The high-quality plastics used meet the higher fire safety requirements according to the domestic appliance standard IEC 60335-1.



### Design flexibility

With the conductor outlet directions of 90°/135° and 180° over all pitches from 3.5 to 7.62 mm, all design options are possible.





### Marking and mapping

Terminal points can be distinctively marked with coloured push buttons or individual printing.




### Safe and efficient

Solid conductors or wires with ferrules up to 1.5 mm² can be connected with the rapid spring-connection technology PUSH IN, and released using the integrated push buttons. Amazingly simple and simply amazing in practice.



«ЭЛЕКТРО-ПРОФИ» - http://www.ep.ru

# OMNIMATE Signal – PCB Terminals
## Quick selection

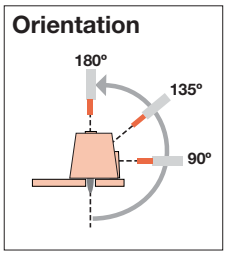


| Type of connection | | Clamping range | | Type / Page | Orientation | Reflow |
|---|---|---|---|---|---|---|
| Screw | Clamping yoke | ≤ 1.5 mm² |  | **LM** Page B.8 | 90° 135° 180° | |
| | | |  | **LS** Page B.12 | 90° | |
| | | ≤ 2.5 mm² |  | **LM** Page B.14 | 90° 135° 180° | |
| | | ≤ 6.0 mm² |  | **LP** Page B.22 | 90° 135° 180° | |
| | | |  | **LL** Page B.36 | 90° | |
| | TOP | ≤ 2.5 mm² |  | **TOP1.5GS** Page B.44 | 90° 180° | |
| | | ≤ 6.0 mm² |  | **TOP4GS** Page B.48 | 90° 180° | |
| | Leaf spring | ≤ 1.5 mm² |  | **PS** Page B.52 | 90° | |
| | | ≤ 2.5 mm² |  | **PM** Page B.54 | 90° | |
| Spring | PUSH IN | ≤ 1.5 mm² |  | **LSF-SMT** Page B.56 | 90° 135° 180° | ● ● ● |
| | Tension clamp | ≤ 2.5 mm² |  | **LMZF** Page B.92 | 135° | |



«ЭЛЕКТРО-ПРОФИ» - http://www.ep.ru

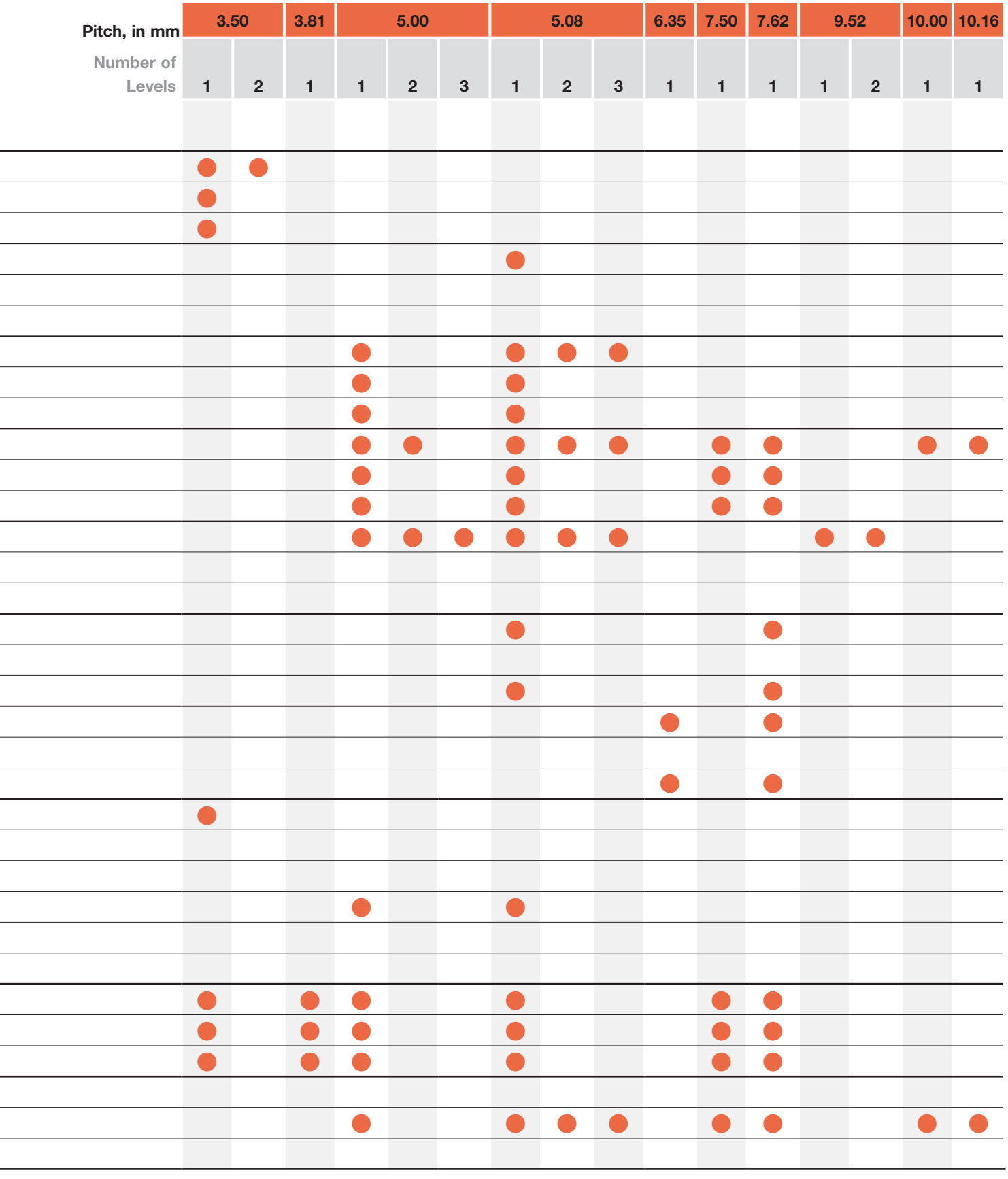




«ЭЛЕКТРО-ПРОФИ» - http://www.ep.ru

# Clamping yoke screw connection

## LM 3.5



Small, compact PCB Terminal with the proven clamping-yoke screw connection in 3.5 mm pitch, suitable for wire cross-sections up to 1.5 mm².

- Wire outlet direction: 90° and 135°.
- 2- and 3-pole block construction can be aligned together for higher pole counts.

## Product data

IEC: 320 V / 16 A / 0.5 - 1.5 mm²
UL: 300 V / 10 A / AWG 28 - 14

**For additional articles and information, refer to catalog.weidmueller.com**

**Note:**

- Additional colours on request
- Rated current related to rated cross-section and min. No. of poles.
- Max. O.D. of conductor: 2.9 mm
- Wire end ferrule with plastic collar to DIN 46228/4
- P on drg. = pitch
- Rated data refer only to the component itself. Clearance and creepage distances to other components are to be designed in accordance with the relevant application standards.

## LM 3.5/../90



**Dimensioned drawing**

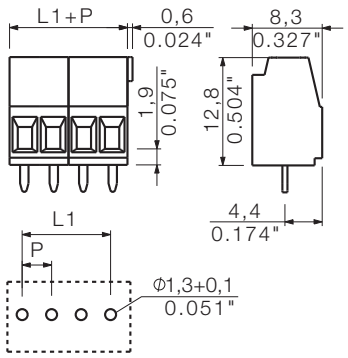


## Technical data

| In compliance with IEC 60664-1 / IEC 61984 | | | | |
|---|---|---|---|---|
| Clamping range, max. | mm² | 0.08...2.08 | | |
| **Solid core H05(07) V-U** | **mm²** | **0.5...1.5** | | |
| Stranded H07 V-R | | | | |
| Flexible H05(07) V-K | mm² | 0.5...1.5 | | |
| Flexible with ferrule | mm² | | | |
| Ferrule with plastic collar | mm² | 0.5...0.75 | | |
| Stripping length | mm | 5 | | |
| Screwdriver blade | mm | 0.4 x 2.5 | | |
| According to norm | | DIN 5264 | | |
| Tightening torque range | Nm | 0.2...0.25 | | |
| **Rated current, max.** | **A** | **16** | | **14** |
| At ambient temperature | | 20°C | | 40°C |
| For conductor cross-section | mm² | 1.5 | | |
| Overvoltage category | | III | III | II |
| Pollution severity | | 3 | 2 | 2 |
| **Rated voltage** | **V** | **160** | **160** | **320** |
| Rated impulse voltage | kV | 2.5 | 2.5 | 2.5 |
| **UL / CUL (Use Group)** | | **B** | **C** | **D** |
| **Rated voltage** | **V** | **300** | | **300** |
| **Rated current** | **A** | **10** | | **10** |
| **AWG conductor** | **AWG** | **28-14** | | |
| **CSA (Use Group)** | | **B** | **C** | **D** |
| Rated voltage | V | 300 | | 300 |
| Rated current | A | 10 | | 10 |
| AWG conductor | AWG | 28-14 | | |
| **General data** | | | | |
| Type of insulation material | | PA | | |
| Flammability class UL 94 | | V-2 | | |
| Contact base material | | Copper alloy | | |
| Material of contact surface | | tinned | | |
| Pin dimensions = d | mm | 1.0 x 0.6 | | |
| Solder eyelet Ø = D | mm | 1.3 | | |
| Solder eyelet Ø tolerance | mm | + 0,1 | | |

## Accessories

**Note:** Refer to the Accessories chapter for additional accessories.

| Screwdriver | | Order No. |
|---|---|---|
|  | SD 0,4x2,5x75 | 9009030000 |
| | SDI 0,4x2,5x75 | 9008370000 |

## Ordering data

| Solder pin length | | | | 3.2 mm |
|---|---|---|---|---|
| Colour | | | | orange |
| **Pitch** | **3.50 mm** | | | |
| **Pol.** | L1 | (inch) | **Qty.** | **Order No.** |
| 2 | 3.50 | 0.138 | 100 | **1667750000** |
| 3 | 7.00 | 0.276 | 100 | **1667770000** |
| 4 | 10.50 | 0.413 | 100 | **1845040000** |
| 5 | 14.00 | 0.551 | 100 | **1720250000** |
| 6 | 17.50 | 0.689 | 50 | **1845050000** |
| 7 | 21.00 | 0.827 | 50 | **1845060000** |
| 8 | 24.50 | 0.965 | 50 | **1845070000** |
| 9 | 28.00 | 1.102 | 50 | **1845080000** |
| 10 | 31.50 | 1.240 | 50 | **1845090000** |
| 11 | 35.00 | 1.378 | 50 | **1845100000** |
| 12 | 38.50 | 1.516 | 50 | **1845110000** |

**Representative derating curve**

LM 3.5/../90

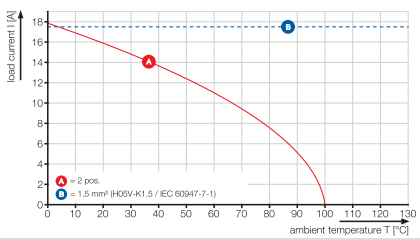




«ЭЛЕКТРО-ПРОФИ» - http://www.ep.ru

## LM 3.5



Small, compact PCB Terminal with the proven clamping-yoke screw connection in 3.5 mm pitch, suitable for wire cross-sections up to 1.5 mm².

- Wire outlet direction: 90° and 135°.
- 2- and 3-pole block construction can be aligned together for higher pole counts.

## Product data

IEC: 320 V / 16 A / 0.5 - 1.5 mm²
UL: 300 V / 10 A / AWG 28 - 14

**For additional articles and information, refer to catalog.weidmueller.com**

**Note:**

- Additional colours on request
- Rated current related to rated cross-section and min. No. of poles.
- Max. O.D. of conductor: 2.9 mm
- Wire end ferrule with plastic collar to DIN 46228/4
- P on drg. = pitch
- Rated data refer only to the component itself. Clearance and creepage distances to other components are to be designed in accordance with the relevant application standards.

## LM 3.5/../135



**Dimensioned drawing**

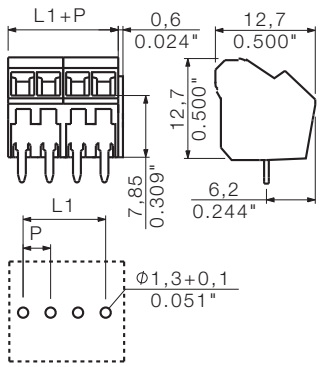


## Technical data

| In compliance with IEC 60664-1 / IEC 61984 | | | | |
|---|---|---|---|---|
| Clamping range, max. | mm² | 0.08...2.08 | | |
| **Solid core H05(07) V-U** | **mm²** | **0.5...1.5** | | |
| Stranded H07 V-R | | | | |
| Flexible H05(07) V-K | mm² | 0.5...1.5 | | |
| Flexible with ferrule | mm² | | | |
| Ferrule with plastic collar | mm² | 0.5...0.75 | | |
| Stripping length | mm | 5 | | |
| Screwdriver blade | mm | 0.4 x 2.5 | | |
| According to norm | | DIN 5264 | | |
| Tightening torque range | Nm | 0.2...0.25 | | |
| **Rated current, max.** | **A** | **16** | | **14** |
| At ambient temperature | | 20°C | | 40°C |
| For conductor cross-section | mm² | 1.5 | | |
| Overvoltage category | | III | III | II |
| Pollution severity | | 3 | 2 | 2 |
| **Rated voltage** | **V** | **160** | **160** | **320** |
| Rated impulse voltage | kV | 2.5 | 2.5 | 2.5 |
| **UL / CUL (Use Group)** | | **B** | **C** | **D** |
| **Rated voltage** | **V** | **300** | | **300** |
| **Rated current** | **A** | **10** | | **10** |
| **AWG conductor** | **AWG** | **28-14** | | |
| **CSA (Use Group)** | | **B** | **C** | **D** |
| Rated voltage | V | 300 | | 300 |
| Rated current | A | 10 | | 10 |
| AWG conductor | AWG | 28-14 | | |
| **General data** | | | | |
| Type of insulation material | | PA | | |
| Flammability class UL 94 | | V-2 | | |
| Contact base material | | Copper alloy | | |
| Material of contact surface | | tinned | | |
| Pin dimensions = d | mm | 1.0 x 0.6 | | |
| Solder eyelet Ø = D | mm | 1.3 | | |
| Solder eyelet Ø tolerance | mm | + 0,1 | | |

## Accessories

**Note:** Refer to the Accessories chapter for additional accessories.

| Screwdriver | Order No. |
|---|---|
| SD 0,4x2,5x75 | 9009030000 |
| SDI 0,4x2,5x75 | 9008370000 |

## Ordering data

| Solder pin length | | | | 3.2 mm |
|---|---|---|---|---|
| Colour | | | | orange |
| **Pitch** | **3.50 mm** | | | |
| **Pol.** | L1 | (inch) | **Qty.** | **Order No.** |
| 2 | 3.50 | 0.138 | 100 | **1714980000** |
| 3 | 7.00 | 0.276 | 100 | **1715020000** |
| 4 | 10.50 | 0.413 | 100 | **1845220000** |
| 5 | 14.00 | 0.551 | 50 | **1845230000** |
| 6 | 17.50 | 0.689 | 50 | **1845240000** |
| 7 | 21.00 | 0.827 | 50 | **1845250000** |
| 8 | 24.50 | 0.965 | 50 | **1845260000** |
| 9 | 28.00 | 1.102 | 50 | **1845270000** |
| 10 | 31.50 | 1.240 | 50 | **1845280000** |
| 11 | 35.00 | 1.378 | 50 | **1845290000** |
| 12 | 38.50 | 1.516 | 50 | **1845300000** |

**Representative derating curve**

LM 3.5/../135

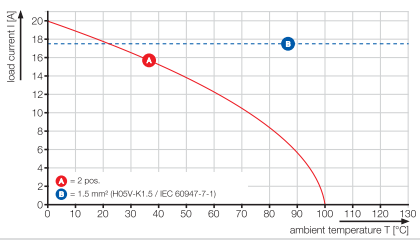




«ЭЛЕКТРО-ПРОФИ» - http://www.ep.ru

# Clamping yoke screw connection

## LM 3.5



Small, compact PCB Terminal with the proven clamping-yoke screw connection in 3.5 mm pitch, suitable for wire cross-sections up to 1.5 mm².

- Wire outlet direction: 90° and 135°.
- 2- and 3-pole block construction can be aligned together for higher pole counts.

## Product data

IEC: 320 V / 13 A / 0.5 - 1.5 mm²
UL: 300 V / 10 A / AWG 28 - 14

**For additional articles and information, refer to catalog.weidmueller.com**

**Note:**

- Additional colours on request
- Rated current related to rated cross-section and min. No. of poles.
- Max. O.D. of conductor: 2.9 mm
- Wire end ferrule with plastic collar to DIN 46228/4
- P on drg. = pitch
- Rated data refer only to the component itself. Clearance and creepage distances to other components are to be designed in accordance with the relevant application standards.

## LM1N 3.5/../90



**Dimensioned drawing**

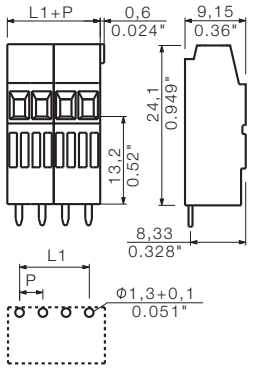


## Technical data

| In compliance with IEC 60664-1 / IEC 61984 | | | | |
|---|---|---|---|---|
| Clamping range, max. | mm² | 0.08...2.08 | | |
| **Solid core H05(07) V-U** | **mm²** | **0.5...1.5** | | |
| Stranded H07 V-R | | | | |
| Flexible H05(07) V-K | mm² | 0.5...1.5 | | |
| Flexible with ferrule | mm² | | | |
| Ferrule with plastic collar | mm² | 0.5...0.75 | | |
| Stripping length | mm | 5 | | |
| Screwdriver blade | mm | 0.4 x 2.5 | | |
| According to norm | | DIN 5264 | | |
| Tightening torque range | Nm | 0.2...0.25 | | |
| **Rated current, max.** | **A** | **13** | | **11** |
| At ambient temperature | | 20°C | | 40°C |
| For conductor cross-section | mm² | 1.5 | | |
| Overvoltage category | | III | III | II |
| Pollution severity | | 3 | 2 | 2 |
| **Rated voltage** | **V** | **160** | **160** | **320** |
| Rated impulse voltage | kV | 2.5 | 2.5 | 2.5 |
| **UL / CUL (Use Group)** | | **B** | **C** | **D** |
| **Rated voltage** | **V** | **300** | | **300** |
| **Rated current** | **A** | **10** | | **10** |
| **AWG conductor** | **AWG** | **28-14** | | |
| **CSA (Use Group)** | | **B** | **C** | **D** |
| Rated voltage | V | 300 | | 300 |
| Rated current | A | 10 | | 10 |
| AWG conductor | AWG | 28-14 | | |
| **General data** | | | | |
| Type of insulation material | | PA | | |
| Flammability class UL 94 | | V-2 | | |
| Contact base material | | Copper alloy | | |
| Material of contact surface | | tinned | | |
| Pin dimensions = d | mm | 1.0 x 0.6 | | |
| Solder eyelet Ø = D | mm | 1.3 | | |
| Solder eyelet Ø tolerance | mm | + 0,1 | | |

## Accessories

**Note:** Refer to the Accessories chapter for additional accessories.

| Screwdriver | | Order No. |
|---|---|---|
|  | SD 0,4x2,5x75 | 9009030000 |
| | SDI 0,4x2,5x75 | 9008370000 |

## Ordering data

| Solder pin length | | | | 3.2 mm |
|---|---|---|---|---|
| Colour | | | | orange |
| **Pitch** | **3.50 mm** | | | |
| **Pol.** | L1 | (inch) | **Qty.** | **Order No.** |
| 2 | 3.50 | 0.138 | 100 | **1716710000** |
| 3 | 7.00 | 0.276 | 100 | **1716720000** |

**Representative derating curve**

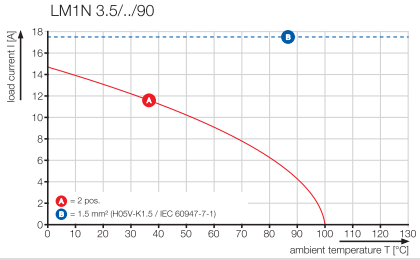




«ЭЛЕКТРО-ПРОФИ» - http://www.ep.ru

## LM 3.5



Small, compact PCB Terminal with the proven clamping-yoke screw connection in 3.5 mm pitch, suitable for wire cross-sections up to 1.5 mm².

- Wire outlet direction: 90° and 135°.
- 2- and 3-pole block construction can be aligned together for higher pole counts.

## Product data

IEC: 320 V / 13 A / 0.5 - 1.5 mm²
UL: 300 V / 10 A / AWG 28 - 14

**For additional articles and information, refer to catalog.weidmueller.com**

**Note:**

- Additional colours on request
- Rated current related to rated cross-section and min. No. of poles.
- Max. O.D. of conductor: 2.9 mm
- Wire end ferrule with plastic collar to DIN 46228/4
- P on drg. = pitch
- Rated data refer only to the component itself. Clearance and creepage distances to other components are to be designed in accordance with the relevant application standards.

## LM2N 3.5/../90

**Multi level**



**Dimensioned drawing**

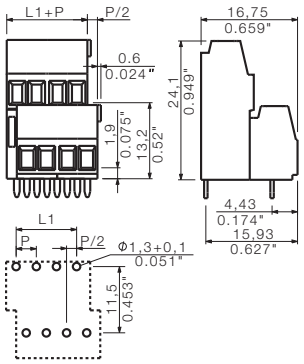


## Technical data

| In compliance with IEC 60664-1 / IEC 61984 | | | | |
|---|---|---|---|---|
| Clamping range, max. | mm² | 0.08...2.08 | | |
| **Solid core H05(07) V-U** | **mm²** | **0.5...1.5** | | |
| Stranded H07 V-R | | | | |
| Flexible H05(07) V-K | mm² | 0.5...1.5 | | |
| Flexible with ferrule | mm² | | | |
| Ferrule with plastic collar | mm² | 0.5...0.75 | | |
| Stripping length | mm | 5 | | |
| Screwdriver blade | mm | 0.4 x 2.5 | | |
| According to norm | | DIN 5264 | | |
| Tightening torque range | Nm | 0.2...0.2 | | |
| **Rated current, max.** | **A** | **13** | | **11** |
| At ambient temperature | | 20°C | | 40°C |
| For conductor cross-section | mm² | 1.5 | | |
| Overvoltage category | | III | III | II |
| Pollution severity | | 3 | 2 | 2 |
| **Rated voltage** | **V** | **160** | **160** | **320** |
| Rated impulse voltage | kV | 2.5 | 2.5 | 2.5 |
| **UL / CUL (Use Group)** | | **B** | **C** | **D** |
| **Rated voltage** | **V** | **300** | | **300** |
| **Rated current** | **A** | **10** | | **10** |
| **AWG conductor** | **AWG** | **28-14** | | |
| **CSA (Use Group)** | | **B** | **C** | **D** |
| Rated voltage | V | 300 | | 300 |
| Rated current | A | 10 | | 10 |
| AWG conductor | AWG | 28-14 | | |
| **General data** | | | | |
| Type of insulation material | | PA | | |
| Flammability class UL 94 | | V-2 | | |
| Contact base material | | Copper alloy | | |
| Material of contact surface | | tinned | | |
| Pin dimensions = d | mm | 1.0 x 0.6 | | |
| Solder eyelet Ø = D | mm | 1.3 | | |
| Solder eyelet Ø tolerance | mm | + 0,1 | | |

## Accessories

**Note:** Refer to the Accessories chapter for additional accessories.

| Screwdriver | | Order No. |
|---|---|---|
|  | SD 0,4x2,5x75 | 9009030000 |
| | SDI 0,4x2,5x75 | 9008370000 |

## Ordering data

| Solder pin length | | | | 3.2 mm |
|---|---|---|---|---|
| Colour | | | | orange |
| **Pitch** | **3.50 mm** | | | |
| **Pol.** | L1 | (inch) | **Qty.** | **Order No.** |
| 4 | 3.50 | 0.138 | 100 | **1703700000** |
| 6 | 7.00 | 0.276 | 100 | **1703710000** |
| 8 | 10.50 | 0.413 | 100 | **1703720000** |
| 10 | 14.00 | 0.551 | 50 | **1703730000** |
| 12 | 17.50 | 0.689 | 50 | **1703740000** |
| 14 | 21.00 | 0.827 | 50 | **1703750000** |
| 16 | 24.50 | 0.965 | 50 | **1703760000** |
| 18 | 28.00 | 1.102 | 50 | **1703770000** |
| 20 | 31.50 | 1.240 | 50 | **1703780000** |
| 22 | 35.00 | 1.378 | 25 | **1703790000** |
| 24 | 38.50 | 1.516 | 25 | **1703800000** |
| 26 | 42.00 | 1.654 | 25 | **1703810000** |
| 28 | 45.50 | 1.791 | 25 | **1703820000** |
| 30 | 49.00 | 1.929 | 25 | **1703830000** |
| 32 | 52.50 | 2.067 | 25 | **1703840000** |
| 34 | 56.00 | 2.205 | 25 | **1703850000** |
| 36 | 59.50 | 2.343 | 25 | **1703860000** |
| 38 | 63.00 | 2.480 | 25 | **1703870000** |
| 40 | 66.50 | 2.618 | 25 | **1703880000** |
| 42 | 70.00 | 2.756 | 20 | **1703890000** |
| 44 | 73.50 | 2.894 | 20 | **1703900000** |
| 46 | 77.00 | 3.031 | 20 | **1703910000** |
| 48 | 80.50 | 3.169 | 20 | **1703920000** |

**Representative derating curve**

LM2N 3.5/../90

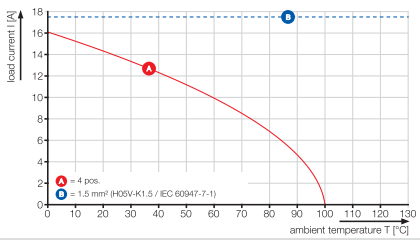




«ЭЛЕКТРО-ПРОФИ» - http://www.ep.ru

# Clamping yoke screw connection

## LS 5.08



Small, compact PCB Terminal with the proven clamping-yoke screw connection in 5.08-mm pitch, suitable for wire cross-sections up to 1.5 mm².

- Increased derating reserves because WEMID insulating material is used.
- Direction of wire outlet: 90°.
- 2- and 3-pole block construction can be aligned together for higher pole counts.

## Product data

IEC: 630 V / 17.5 A / 0.08 - 1.5 mm²
UL: 300 V / 15 A / AWG 28 - 14

**For additional articles and information, refer to catalog.weidmueller.com**

**Note:**

- Rated current related to rated cross-section and min. No. of poles.
- Wire end ferrule without plastic collar to DIN 46228/1
- Wire end ferrule with plastic collar to DIN 46228/4
- P on drg. = pitch
- Rated data refer only to the component itself. Clearance and creepage distances to other components are to be designed in accordance with the relevant application standards.

## LS 5.08/../90



**Dimensioned drawing**

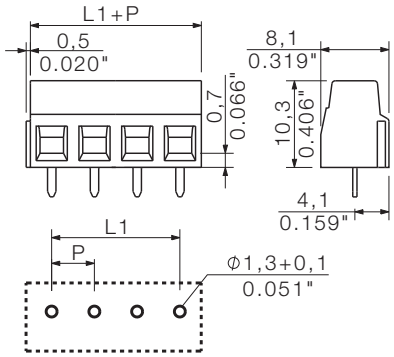


## Technical data

| In compliance with IEC 60664-1 / IEC 61984 | | | | |
|---|---|---|---|---|
| Clamping range, max. | mm² | 0.08...1.5 | | |
| **Solid core H05(07) V-U** | **mm²** | **0.08...1.5** | | |
| Stranded H07 V-R | | | | |
| Flexible H05(07) V-K | mm² | 0.08...1.5 | | |
| Flexible with ferrule | mm² | 0.25...1.5 | | |
| Ferrule with plastic collar | mm² | 0.25...1.5 | | |
| Stripping length | mm | 6 | | |
| Screwdriver blade | mm | 0.6 x 3.5 | | |
| According to norm | | DIN 5264 | | |
| Tightening torque range | Nm | 0.4...0.5 | | |
| **Rated current, max.** | **A** | **17.5** | | **17.5** |
| At ambient temperature | | 20°C | | 40°C |
| For conductor cross-section | mm² | 1.5 | | |
| Overvoltage category | | III | III | II |
| Pollution severity | | 3 | 2 | 2 |
| **Rated voltage** | **V** | **250** | **320** | **630** |
| Rated impulse voltage | kV | 4 | 4 | 4 |
| **UL / CUL (Use Group)** | | **B** | **C** | **D** |
| **Rated voltage** | **V** | **300** | | **300** |
| **Rated current** | **A** | **15** | | **10** |
| **AWG conductor** | **AWG** | **28-14** | | |
| **CSA (Use Group)** | | **B** | **C** | **D** |
| Rated voltage | V | 300 | | 300 |
| Rated current | A | 20 | | 10 |
| AWG conductor | AWG | 28-14 | | |
| **General data** | | | | |
| Type of insulation material | | Wemid (PA) | | |
| Flammability class UL 94 | | V-0 | | |
| Contact base material | | Copper alloy | | |
| Material of contact surface | | tinned | | |
| Pin dimensions = d | mm | 0.5 x 1.0 | | |
| Solder eyelet Ø = D | mm | 1.3 | | |
| Solder eyelet Ø tolerance | mm | + 0,1 | | |

## Accessories

**Note:** Refer to the Accessories chapter for additional accessories.

| Screwdriver | | Order No. |
|---|---|---|
|  | SD 0,6x3,5x100 | 9008330000 |
| | SDI 0,6x3,5x100 | 9008390000 |

## Ordering data

| Solder pin length | | | | 3.5 mm |
|---|---|---|---|---|
| Colour | | | | orange |
| **Pitch** | **5.08 mm** | | | |
| **Pol.** | L1 | (inch) | **Qty.** | **Order No.** |
| 2 | 5.08 | 0.200 | 100 | **1912520000** |
| 3 | 10.16 | 0.400 | 100 | **1912530000** |
| 4 | 15.24 | 0.600 | 100 | **1912540000** |
| 5 | 20.32 | 0.800 | 100 | **1912560000** |
| 6 | 25.40 | 1.000 | 100 | **1912570000** |
| 7 | 30.48 | 1.200 | 100 | **1912850000** |
| 8 | 35.56 | 1.400 | 100 | **1912890000** |
| 9 | 40.64 | 1.600 | 100 | **1912900000** |
| 10 | 45.72 | 1.800 | 100 | **1912910000** |
| 11 | 50.80 | 2.000 | 100 | **1912930000** |
| 12 | 55.88 | 2.200 | 100 | **1912940000** |

**Representative derating curve**

LS 5.08/../90

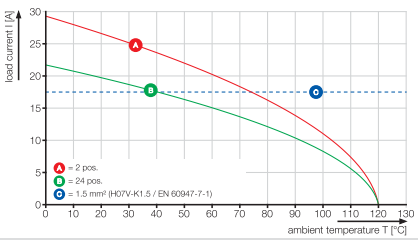




«ЭЛЕКТРО-ПРОФИ» - http://www.ep.ru

«ЭЛЕКТРО-ПРОФИ» - http://www.ep.ru

# Clamping yoke screw connection

## LM 5.00



Single-row PCB Terminal with the proven clamping-yoke screw connection in 5.00-mm pitch, suitable for wire cross-sections up to 2.5 mm².

- Increased derating reserves because WEMID insulating material is used.
- Wire outlet direction: 90°, 135° and 180°.
- 2- and 3-pole block construction can be aligned together for higher pole counts.

## Product data

IEC: 630 V / 17.5 A / 0.2 - 2.5 mm²
UL: 300 V / 20 A / AWG 24 - 14

**For additional articles and information, refer to catalog.weidmueller.com**

**Note:**

- Rated current related to rated cross-section and min. No. of poles.
- Wire end ferrule without plastic collar to DIN 46228/1
- Wire end ferrule with plastic collar to DIN 46228/4
- P on drg. = pitch
- Rated data refer only to the component itself. Clearance and creepage distances to other components are to be designed in accordance with the relevant application standards.

## LM 5.00/../90



**Dimensioned drawing**

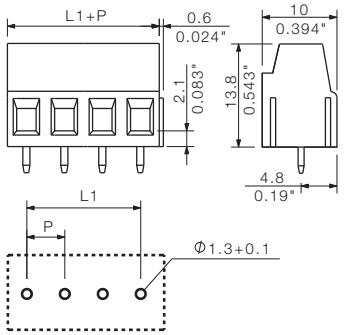


## Technical data

| In compliance with IEC 60664-1 / IEC 61984 | | | | |
|---|---|---|---|---|
| Clamping range, max. | mm² | 0.2...2.5 | | |
| **Solid core H05(07) V-U** | **mm²** | **0.2...2.5** | | |
| Stranded H07 V-R | | | | |
| Flexible H05(07) V-K | mm² | 0.2...1.5 | | |
| Flexible with ferrule | mm² | 0.25...1.5 | | |
| Ferrule with plastic collar | mm² | 0.25...1.5 | | |
| Stripping length | mm | 6 | | |
| Screwdriver blade | mm | 0.6 x 3.5 | | |
| According to norm | | DIN 5264 | | |
| Tightening torque range | Nm | 0.4...0.5 | | |
| **Rated current, max.** | **A** | **17.5** | | **17.5** |
| At ambient temperature | | 20°C | | 40°C |
| For conductor cross-section | mm² | 1.5 | | |
| Overvoltage category | | III | III | II |
| Pollution severity | | 3 | 2 | 2 |
| **Rated voltage** | **V** | **250** | **320** | **630** |
| Rated impulse voltage | kV | 4 | 4 | 4 |
| **UL / CUL (Use Group)** | | **B** | **C** | **D** |
| **Rated voltage** | **V** | **300** | | **300** |
| **Rated current** | **A** | **20** | | **10** |
| **AWG conductor** | **AWG** | **24-14** | | |
| **CSA (Use Group)** | | **B** | **C** | **D** |
| Rated voltage | V | 300 | | 300 |
| Rated current | A | 20 | | 10 |
| AWG conductor | AWG | 24-14 | | |
| **General data** | | | | |
| Type of insulation material | | Wemid (PA) | | |
| Flammability class UL 94 | | V-0 | | |
| Contact base material | | Copper alloy | | |
| Material of contact surface | | tinned | | |
| Pin dimensions = d | mm | 0.95 x 0.8 | | |
| Solder eyelet Ø = D | mm | 1.3 | | |
| Solder eyelet Ø tolerance | mm | + 0,1 | | |

## Accessories

**Note:** Refer to the Accessories chapter for additional accessories.

| Screwdriver | | Order No. |
|---|---|---|
|  | SD 0,6x3,5x100 | 9008330000 |
| | SDI 0,6x3,5x100 | 9008390000 |

## Ordering data

| Solder pin length | | | | 3.5 mm |
|---|---|---|---|---|
| Colour | | | | orange |
| **Pitch** | **5.00 mm** | | | |
| **Pol.** | L1 | (inch) | **Qty.** | **Order No.** |
| 2 | 5.00 | 0.197 | 500 | **1715310000** |
| 3 | 10.00 | 0.394 | 500 | **1715320000** |
| 4 | 15.00 | 0.591 | 50 | **1821490000** |
| 5 | 20.00 | 0.787 | 50 | **1845310000** |
| 6 | 25.00 | 0.984 | 50 | **1845320000** |
| 7 | 30.00 | 1.181 | 50 | **1845330000** |
| 8 | 35.00 | 1.378 | 50 | **1845340000** |
| 9 | 40.00 | 1.575 | 50 | **1845350000** |
| 10 | 45.00 | 1.772 | 50 | **1845360000** |
| 11 | 50.00 | 1.969 | 50 | **1845370000** |
| 12 | 55.00 | 2.165 | 50 | **1845380000** |

**Representative derating curve**

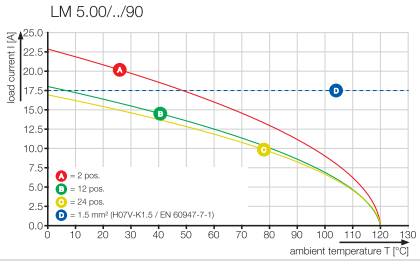




«ЭЛЕКТРО-ПРОФИ» - http://www.ep.ru

## LM 5.00/../135



### Dimensioned drawing

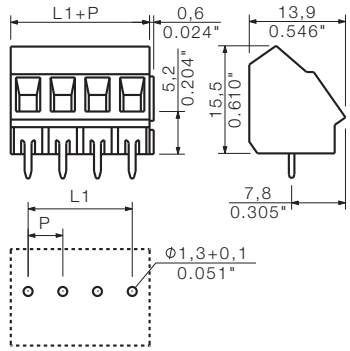


### Ordering data

| Solder pin length | | | | 3.5 mm |
|---|---|---|---|---|
| Colour | | | | orange |
| **Pitch** | **5.00 mm** | | | |
| **Pol.** | L1 | (inch) | **Qty.** | **Order No.** |
| 2 | 5.00 | 0.197 | 500 | **1715350000** |
| 3 | 10.00 | 0.394 | 500 | **1715360000** |
| 4 | 15.00 | 0.591 | 50 | **1845390000** |
| 5 | 20.00 | 0.787 | 50 | **1845400000** |
| 6 | 25.00 | 0.984 | 50 | **1845410000** |
| 7 | 30.00 | 1.181 | 50 | **1845420000** |
| 8 | 35.00 | 1.378 | 50 | **1845430000** |
| 9 | 40.00 | 1.575 | 50 | **1845440000** |
| 10 | 45.00 | 1.772 | 50 | **1845450000** |
| 11 | 50.00 | 1.969 | 50 | **1845460000** |
| 12 | 55.00 | 2.165 | 50 | **1845470000** |

## LM 5.00/../180



### Dimensioned drawing

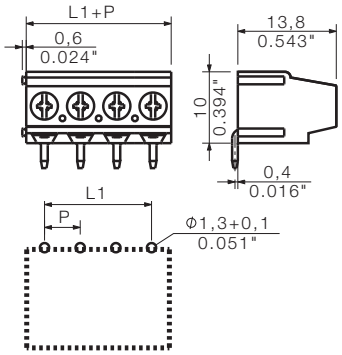


### Ordering data

| Solder pin length | | | | 3.5 mm |
|---|---|---|---|---|
| Colour | | | | orange |
| **Pitch** | **5.00 mm** | | | |
| **Pol.** | L1 | (inch) | **Qty.** | **Order No.** |
| 2 | 5.00 | 0.197 | 500 | **1715330000** |
| 3 | 10.00 | 0.394 | 500 | **1715340000** |

### Additional derating curves

LM 5.00/../135

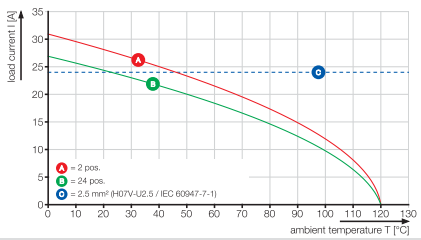


LM 5.00/../180

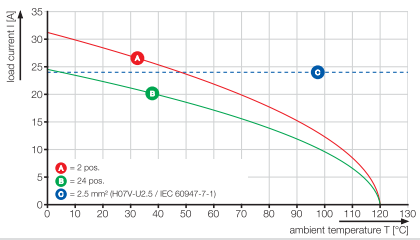




«ЭЛЕКТРО-ПРОФИ» - http://www.ep.ru

# Clamping yoke screw connection

## LM 5.08



Single-row PCB Terminal with the proven clamping-yoke screw connection in 5.08-mm pitch, suitable for wire cross-sections up to 2.5 mm².

- Increased derating reserves because WEMID insulating material is used.
- Wire outlet direction: 90°, 135° and 180°.
- 2- and 3-pole block construction can be aligned together for higher pole counts.

## Product data

IEC: 630 V / 17.5 A / 0.2 - 2.5 mm²
UL: 300 V / 15 A / AWG 24 - 14

**For additional articles and information, refer to catalog.weidmueller.com**

**Note:**

- Rated current related to rated cross-section and min. No. of poles.
- Wire end ferrule without plastic collar to DIN 46228/1
- Wire end ferrule with plastic collar to DIN 46228/4
- P on drg. = pitch
- Rated data refer only to the component itself. Clearance and creepage distances to other components are to be designed in accordance with the relevant application standards.

## LM 5.08/../90



**Dimensioned drawing**

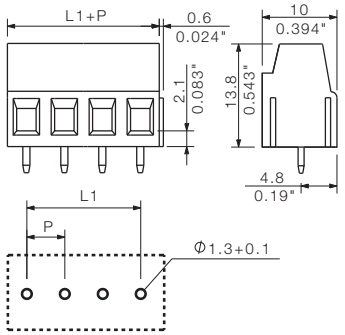


## Technical data

| In compliance with IEC 60664-1 / IEC 61984 | | | | |
|---|---|---|---|---|
| Clamping range, max. | mm² | 0.2...2.5 | | |
| **Solid core H05(07) V-U** | **mm²** | **0.2...2.5** | | |
| Stranded H07 V-R | | | | |
| Flexible H05(07) V-K | mm² | 0.2...1.5 | | |
| Flexible with ferrule | mm² | 0.25...1.5 | | |
| Ferrule with plastic collar | mm² | 0.25...1.5 | | |
| Stripping length | mm | 6 | | |
| Screwdriver blade | mm | 0.6 x 3.5 | | |
| According to norm | | DIN 5264 | | |
| Tightening torque range | Nm | 0.4...0.5 | | |
| **Rated current, max.** | **A** | **17.5** | | **17.5** |
| At ambient temperature | | 20°C | | 40°C |
| For conductor cross-section | mm² | 1.5 | | |
| Overvoltage category | | III | III | II |
| Pollution severity | | 3 | 2 | 2 |
| **Rated voltage** | **V** | **250** | **320** | **630** |
| Rated impulse voltage | kV | 4 | 4 | 4 |
| **UL / CUL (Use Group)** | | **B** | **C** | **D** |
| **Rated voltage** | **V** | **300** | | **300** |
| **Rated current** | **A** | **15** | | **10** |
| **AWG conductor** | **AWG** | **24-14** | | |
| **CSA (Use Group)** | | **B** | **C** | **D** |
| Rated voltage | V | 300 | | 300 |
| Rated current | A | 18 | | 10 |
| AWG conductor | AWG | 24-14 | | |
| **General data** | | | | |
| Type of insulation material | | Wemid (PA) | | |
| Flammability class UL 94 | | V-0 | | |
| Contact base material | | Copper alloy | | |
| Material of contact surface | | tinned | | |
| Pin dimensions = d | mm | 0.95 x 0.8 | | |
| Solder eyelet Ø = D | mm | 1.3 | | |
| Solder eyelet Ø tolerance | mm | + 0,1 | | |

## Accessories

**Note:** Refer to the Accessories chapter for additional accessories.

| Screwdriver | Order No. |
|---|---|
| SD 0,6x3,5x100 | 9008330000 |
| SDI 0,6x3,5x100 | 9008390000 |

## Ordering data

| Solder pin length | | | | 3.5 mm |
|---|---|---|---|---|
| Colour | | | | orange |
| **Pitch** | **5.08 mm** | | | |
| **Pol.** | L1 | (inch) | **Qty.** | **Order No.** |
| 2 | 5.08 | 0.200 | 500 | **1716080000** |
| 3 | 10.16 | 0.400 | 500 | **1716090000** |
| 4 | 15.24 | 0.600 | 50 | **9994130000** |
| 5 | 20.32 | 0.800 | 50 | **9994140000** |
| 6 | 25.40 | 1.000 | 50 | **9994150000** |
| 7 | 30.48 | 1.200 | 50 | **9994160000** |
| 8 | 35.56 | 1.400 | 50 | **9994170000** |
| 9 | 40.64 | 1.600 | 50 | **9994180000** |
| 10 | 45.72 | 1.800 | 50 | **9994190000** |
| 11 | 50.80 | 2.000 | 50 | **9994200000** |
| 12 | 55.88 | 2.200 | 50 | **9994210000** |
| 13 | 60.96 | 2.400 | 50 | **9994220000** |
| 14 | 66.04 | 2.600 | 50 | **9994230000** |
| 15 | 71.12 | 2.800 | 50 | **9994240000** |
| 16 | 76.20 | 3.000 | 50 | **9994250000** |
| 17 | 81.28 | 3.200 | 50 | **9994260000** |
| 18 | 86.36 | 3.400 | 50 | **9994270000** |
| 19 | 91.44 | 3.600 | 50 | **9994280000** |
| 20 | 96.52 | 3.800 | 50 | **9994290000** |
| 21 | 101.60 | 4.000 | 50 | **9994300000** |
| 22 | 106.68 | 4.200 | 50 | **9994310000** |
| 23 | 111.76 | 4.400 | 50 | **9994320000** |
| 24 | 116.84 | 4.600 | 50 | **9994330000** |

**Representative derating curve**

LM 5.08/../90

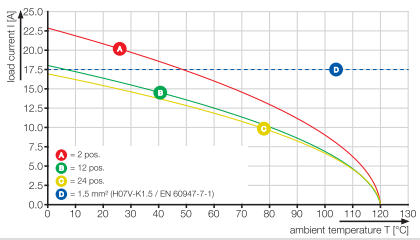




«ЭЛЕКТРО-ПРОФИ» - http://www.ep.ru

## LM 5.08/../135



**Dimensioned drawing**

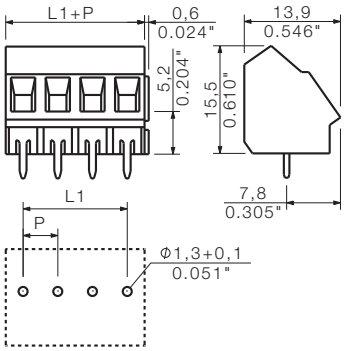


### Ordering data

| Solder pin length | | | | 3.5 mm |
|---|---|---|---|---|
| Colour | | | | orange |
| **Pitch** | **5.08 mm** | | | |
| **Pol.** | L1 | (inch) | **Qty.** | **Order No.** |
| 2 | 5.08 | 0.200 | 500 | **1716120000** |
| 3 | 10.16 | 0.400 | 500 | **1716130000** |
| 4 | 15.24 | 0.600 | 50 | **9994550000** |
| 5 | 20.32 | 0.800 | 50 | **9994560000** |
| 6 | 25.40 | 1.000 | 50 | **9994570000** |
| 7 | 30.48 | 1.200 | 50 | **9994580000** |
| 8 | 35.56 | 1.400 | 50 | **9994590000** |
| 9 | 40.64 | 1.600 | 50 | **9994600000** |
| 10 | 45.72 | 1.800 | 50 | **9994610000** |
| 11 | 50.80 | 2.000 | 50 | **9994620000** |
| 12 | 55.88 | 2.200 | 50 | **9994630000** |
| 13 | 60.96 | 2.400 | 50 | **9994640000** |
| 14 | 66.04 | 2.600 | 50 | **9994650000** |
| 15 | 71.12 | 2.800 | 50 | **9994660000** |
| 16 | 76.20 | 3.000 | 50 | **9994670000** |
| 17 | 81.28 | 3.200 | 50 | **9994680000** |
| 18 | 86.36 | 3.400 | 50 | **9994690000** |
| 19 | 91.44 | 3.600 | 50 | **9994700000** |
| 20 | 96.52 | 3.800 | 50 | **9994710000** |
| 21 | 101.60 | 4.000 | 50 | **9994720000** |
| 22 | 106.68 | 4.200 | 50 | **9994730000** |
| 23 | 111.76 | 4.400 | 50 | **9994740000** |
| 24 | 116.84 | 4.600 | 50 | **9994750000** |

## LM 5.08/../180



**Dimensioned drawing**

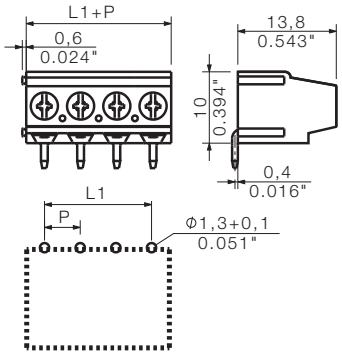


### Ordering data

| Solder pin length | | | | 3.5 mm |
|---|---|---|---|---|
| Colour | | | | orange |
| **Pitch** | **5.08 mm** | | | |
| **Pol.** | L1 | (inch) | **Qty.** | **Order No.** |
| 2 | 5.08 | 0.200 | 500 | **1716100000** |
| 3 | 10.16 | 0.400 | 500 | **1716110000** |
| 4 | 15.24 | 0.600 | 50 | **9994970000** |
| 5 | 20.32 | 0.800 | 50 | **9994980000** |
| 6 | 25.40 | 1.000 | 50 | **9994990000** |
| 7 | 30.48 | 1.200 | 50 | **9995000000** |
| 8 | 35.56 | 1.400 | 50 | **9995010000** |
| 9 | 40.64 | 1.600 | 50 | **9995020000** |
| 10 | 45.72 | 1.800 | 50 | **9995030000** |
| 11 | 50.80 | 2.000 | 50 | **9995040000** |
| 12 | 55.88 | 2.200 | 50 | **9995050000** |
| 13 | 60.96 | 2.400 | 50 | **9995060000** |
| 14 | 66.04 | 2.600 | 50 | **9995070000** |
| 15 | 71.12 | 2.800 | 50 | **9995080000** |
| 16 | 76.20 | 3.000 | 50 | **9995090000** |
| 17 | 81.28 | 3.200 | 50 | **9995100000** |
| 18 | 86.36 | 3.400 | 50 | **9995110000** |
| 19 | 91.44 | 3.600 | 50 | **9995120000** |
| 20 | 96.52 | 3.800 | 50 | **9995130000** |
| 21 | 101.60 | 4.000 | 50 | **9995140000** |
| 22 | 106.68 | 4.200 | 50 | **9995150000** |
| 23 | 111.76 | 4.400 | 50 | **9995210000** |
| 24 | 116.84 | 4.600 | 50 | **9995220000** |

**Additional derating curves**

LM 5.08/../135

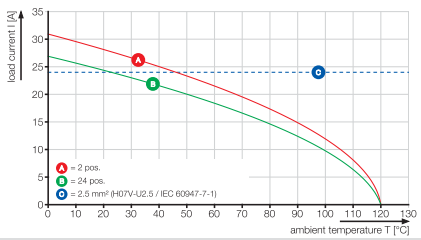


LM 5.08/../180

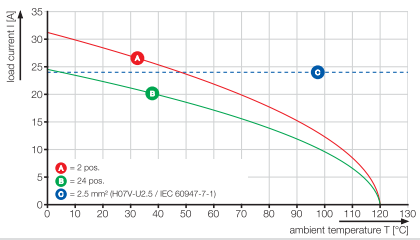




«ЭЛЕКТРО-ПРОФИ» - http://www.ep.ru

# Clamping yoke screw connection

## LM 5.08, multi level



Multi-level PCB Terminal with the proven clamping-yoke screw connection in 5.08-mm pitch, suitable for wire cross-sections up to 2.5 mm².

- Increased derating reserves because WEMID insulating material is used.
- Direction of wire outlet: 90°.
- Block construction can be aligned together for higher pole counts

## Product data

IEC: 630 V / 17.5 A / 0.2 - 2.5 mm²
UL: 300 V / 15 A / AWG 24 - 14

**For additional articles and information, refer to catalog.weidmueller.com**

**Note:**

- Rated current related to rated cross-section and min. No. of poles.
- Wire end ferrule without plastic collar to DIN 46228/1
- Wire end ferrule with plastic collar to DIN 46228/4
- P on drg. = pitch
- Rated data refer only to the component itself. Clearance and creepage distances to other components are to be designed in accordance with the relevant application standards.

## LM1N 5.08/../90

**Single row, middle**



**Dimensioned drawing**

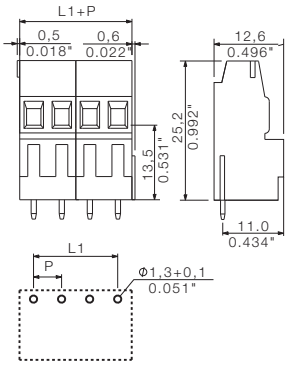


## Technical data

| In compliance with IEC 60664-1 / IEC 61984 | | | | |
|---|---|---|---|---|
| Clamping range, max. | mm² | 0.2...2.5 | | |
| **Solid core H05(07) V-U** | **mm²** | **0.2...2.5** | | |
| Stranded H07 V-R | | | | |
| Flexible H05(07) V-K | mm² | 0.2...1.5 | | |
| Flexible with ferrule | mm² | 0.25...1.5 | | |
| Ferrule with plastic collar | mm² | 0.25...1.5 | | |
| Stripping length | mm | 6 | | |
| Screwdriver blade | mm | 0.6 x 3.5 | | |
| According to norm | | DIN 5264 | | |
| Tightening torque range | Nm | 0.4...0.5 | | |
| **Rated current, max.** | **A** | **17.5** | | **17.5** |
| At ambient temperature | | 20°C | | 40°C |
| For conductor cross-section | mm² | 1.5 | | |
| Overvoltage category | | III | III | II |
| Pollution severity | | 3 | 2 | 2 |
| **Rated voltage** | **V** | **250** | **320** | **630** |
| Rated impulse voltage | kV | 4 | 4 | 4 |
| **UL / CUL (Use Group)** | | **B** | **C** | **D** |
| **Rated voltage** | **V** | **300** | | **300** |
| **Rated current** | **A** | **15** | | **10** |
| **AWG conductor** | **AWG** | **24-14** | | |
| **CSA (Use Group)** | | **B** | **C** | **D** |
| Rated voltage | V | 300 | | 300 |
| Rated current | A | 18 | | 10 |
| AWG conductor | AWG | 24-14 | | |
| **General data** | | | | |
| Type of insulation material | | Wemid (PA) | | |
| Flammability class UL 94 | | V-0 | | |
| Contact base material | | Copper alloy | | |
| Material of contact surface | | tinned | | |
| Pin dimensions = d | mm | 0.95 x 0.8 | | |
| Solder eyelet Ø = D | mm | 1.3 | | |
| Solder eyelet Ø tolerance | mm | + 0,1 | | |

## Accessories

**Note:** Refer to the Accessories chapter for additional accessories.

| Screwdriver | | Order No. |
|---|---|---|
|  | SD 0,6x3,5x100 | 9008330000 |
| | SDI 0,6x3,5x100 | 9008390000 |

## Ordering data

| Solder pin length | | | | 3.5 mm |
|---|---|---|---|---|
| Colour | | | | orange |
| **Pitch** | **5.08 mm** | | | |
| **Pol.** | L1 | (inch) | **Qty.** | **Order No.** |
| 2 | 5.08 | 0.200 | 100 | **1766300000** |
| 3 | 10.16 | 0.400 | 100 | **1766310000** |

**Representative derating curve**

LM1N 5.08/../90

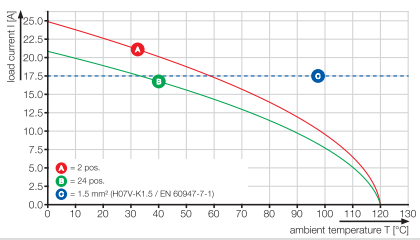




«ЭЛЕКТРО-ПРОФИ» - http://www.ep.ru

## LM1H 5.08/../90

**Single row, high**



**Dimensioned drawing**

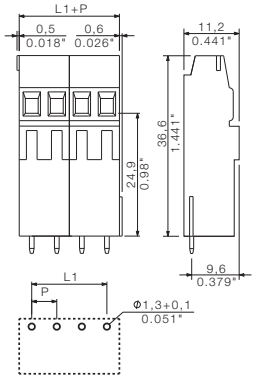


## Ordering data

| | | | | |
|---|---|---|---|---|
| **Solder pin length** | | | | **3.5 mm** |
| **Colour** | | | | **orange** |
| **Pitch** | **5.08 mm** | | | |
| **Pol.** | L1 | (inch) | **Qty.** | **Order No.** |
| 2 | 5.08 | 0.200 | 100 | **1766360000** |
| 3 | 10.16 | 0.400 | 100 | **1766370000** |

**Additional derating curves**

LM1H 5.08/../90

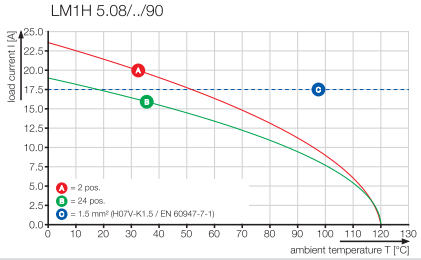




«ЭЛЕКТРО-ПРОФИ» - http://www.ep.ru

# Clamping yoke screw connection

## LM 5.08, multi level



Multi-level PCB Terminal with the proven clamping-yoke screw connection in 5.08-mm pitch, suitable for wire cross-sections up to 2.5 mm².

- Increased derating reserves because WEMID insulating material is used.
- Direction of wire outlet: 90°.
- Block construction can be aligned together for higher pole counts

## Product data

IEC: 630 V / 17.5 A / 0.2 - 2.5 mm²
UL: 300 V / 15 A / AWG 24 - 14

**For additional articles and information, refer to catalog.weidmueller.com**

**Note:**

- Rated current related to rated cross-section and min. No. of poles.
- Wire end ferrule without plastic collar to DIN 46228/1
- Wire end ferrule with plastic collar to DIN 46228/4
- P on drg. = pitch
- Rated data refer only to the component itself. Clearance and creepage distances to other components are to be designed in accordance with the relevant application standards.

## LM2N 5.08/../90

**Double level row**



**Dimensioned drawing**

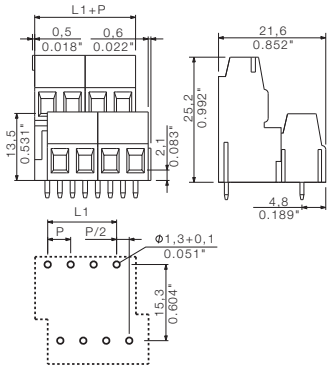


## Technical data

| In compliance with IEC 60664-1 / IEC 61984 | | | | |
|---|---|---|---|---|
| Clamping range, max. | mm² | 0.2...2.5 | | |
| **Solid core H05(07) V-U** | **mm²** | **0.2...2.5** | | |
| Stranded H07 V-R | | | | |
| Flexible H05(07) V-K | mm² | 0.2...1.5 | | |
| Flexible with ferrule | mm² | 0.25...1.5 | | |
| Ferrule with plastic collar | mm² | 0.25...1.5 | | |
| Stripping length | mm | 6 | | |
| Screwdriver blade | mm | 0.6 x 3.5 | | |
| According to norm | | DIN 5264 | | |
| Tightening torque range | Nm | 0.4...0.5 | | |
| **Rated current, max.** | **A** | **17.5** | | **17.5** |
| At ambient temperature | | 20°C | | 40°C |
| For conductor cross-section | mm² | 1.5 | | |
| Overvoltage category | | III | III | II |
| Pollution severity | | 3 | 2 | 2 |
| **Rated voltage** | **V** | **250** | **320** | **630** |
| Rated impulse voltage | kV | 4 | 4 | 4 |
| **UL / CUL (Use Group)** | | **B** | **C** | **D** |
| **Rated voltage** | **V** | **300** | | **300** |
| **Rated current** | **A** | **15** | | **10** |
| **AWG conductor** | **AWG** | **24-14** | | |
| **CSA (Use Group)** | | **B** | **C** | **D** |
| Rated voltage | V | 300 | | 300 |
| Rated current | A | 18 | | 10 |
| AWG conductor | AWG | 24-14 | | |
| **General data** | | | | |
| Type of insulation material | | Wemid (PA) | | |
| Flammability class UL 94 | | V-0 | | |
| Contact base material | | Copper alloy | | |
| Material of contact surface | | tinned | | |
| Pin dimensions = d | mm | 0.95 x 0.8 | | |
| Solder eyelet Ø = D | mm | 1.3 | | |
| Solder eyelet Ø tolerance | mm | + 0,1 | | |

## Accessories

**Note:** Refer to the Accessories chapter for additional accessories.

| Screwdriver | Order No. |
|---|---|
| SD 0,6x3,5x100 | 9008330000 |
| SDI 0,6x3,5x100 | 9008390000 |

## Ordering data

| Solder pin length | 3.5 mm |
|---|---|
| Colour | orange |

**Pitch 5.08 mm**

| Pol. | L1 | (inch) | Qty. | Order No. |
|---|---|---|---|---|
| 4 | 5.08 | 0.200 | 50 | 1768850000 |
| 6 | 10.16 | 0.400 | 50 | 1768860000 |
| 8 | 15.24 | 0.600 | 50 | 1768870000 |
| 10 | 20.32 | 0.800 | 50 | 1768880000 |
| 12 | 25.40 | 1.000 | 20 | 1768890000 |
| 14 | 30.48 | 1.200 | 20 | 1768900000 |
| 16 | 35.56 | 1.400 | 20 | 1768910000 |
| 18 | 40.64 | 1.600 | 20 | 1768920000 |
| 20 | 45.72 | 1.800 | 20 | 1768930000 |
| 22 | 50.80 | 2.000 | 20 | 1768940000 |
| 24 | 55.88 | 2.200 | 10 | 1768950000 |
| 26 | 60.96 | 2.400 | 10 | 1768960000 |
| 28 | 66.04 | 2.600 | 10 | 1768970000 |
| 30 | 71.12 | 2.800 | 10 | 1768980000 |
| 32 | 76.20 | 3.000 | 10 | 1768990000 |
| 34 | 81.28 | 3.200 | 10 | 1769000000 |
| 36 | 86.36 | 3.400 | 10 | 1769010000 |
| 38 | 91.44 | 3.600 | 10 | 1769020000 |
| 40 | 96.52 | 3.800 | 10 | 1769030000 |
| 42 | 101.60 | 4.000 | 10 | 1769040000 |
| 44 | 106.68 | 4.200 | 10 | 1769050000 |
| 46 | 111.76 | 4.400 | 10 | 1769060000 |
| 48 | 116.84 | 4.600 | 10 | 1769070000 |

**Representative derating curve**

LM2N 5.08/../90

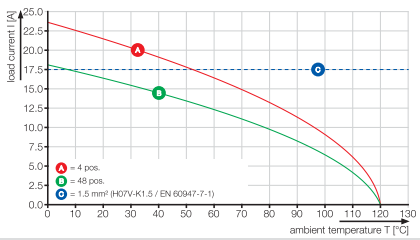




«ЭЛЕКТРО-ПРОФИ» - http://www.ep.ru

## LM2H 5.08/../90

**Double level row high**



**Dimensioned drawing**

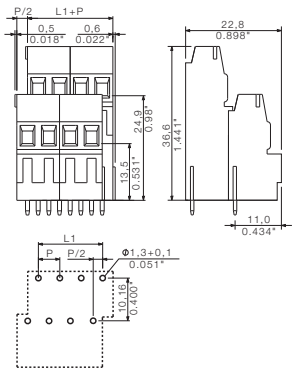


## Ordering data

| Solder pin length | | | | 3.5 mm |
|---|---|---|---|---|
| Colour | | | | orange |
| **Pitch** | **5.08 mm** | | | |
| **Pol.** | L1 | (inch) | **Qty.** | **Order No.** |
| 4 | 5.08 | 0.200 | 50 | **1769240000** |
| 6 | 10.16 | 0.400 | 50 | **1769250000** |
| 8 | 15.24 | 0.600 | 50 | **1769260000** |
| 10 | 20.32 | 0.800 | 50 | **1769270000** |
| 12 | 25.40 | 1.000 | 20 | **1769280000** |
| 14 | 30.48 | 1.200 | 20 | **1769290000** |
| 16 | 35.56 | 1.400 | 20 | **1769300000** |
| 18 | 40.64 | 1.600 | 20 | **1769310000** |
| 20 | 45.72 | 1.800 | 20 | **1769320000** |
| 22 | 50.80 | 2.000 | 20 | **1769330000** |
| 24 | 55.88 | 2.200 | 10 | **1769340000** |
| 26 | 60.96 | 2.400 | 10 | **1769350000** |
| 28 | 66.04 | 2.600 | 10 | **1769360000** |
| 30 | 71.12 | 2.800 | 10 | **1769370000** |
| 32 | 76.20 | 3.000 | 10 | **1769380000** |
| 34 | 81.28 | 3.200 | 10 | **1769390000** |
| 36 | 86.36 | 3.400 | 10 | **1769400000** |
| 38 | 91.44 | 3.600 | 10 | **1769410000** |
| 40 | 96.52 | 3.800 | 10 | **1769420000** |
| 42 | 101.60 | 4.000 | 10 | **1769430000** |
| 44 | 106.68 | 4.200 | 10 | **1769440000** |
| 46 | 111.76 | 4.400 | 10 | **1769450000** |
| 48 | 111.76 | 4.400 | 10 | **1769460000** |

## LM3R 5.08/../90

**Triple level**



**Dimensioned drawing**

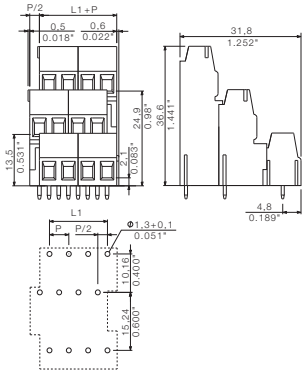


## Ordering data

| Solder pin length | | | | 3.5 mm |
|---|---|---|---|---|
| Colour | | | | orange |
| **Pitch** | **5.08 mm** | | | |
| **Pol.** | L1 | (inch) | **Qty.** | **Order No.** |
| 6 | 5.08 | 0.200 | 50 | **1769620000** |
| 9 | 10.16 | 0.400 | 50 | **1769630000** |
| 12 | 15.24 | 0.600 | 50 | **1769640000** |
| 15 | 20.32 | 0.800 | 25 | **1769650000** |
| 18 | 25.40 | 1.000 | 25 | **1769660000** |
| 21 | 30.48 | 1.200 | 20 | **1769670000** |
| 24 | 35.56 | 1.400 | 20 | **1769680000** |
| 27 | 40.64 | 1.600 | 20 | **1769690000** |
| 30 | 45.72 | 1.800 | 10 | **1769700000** |
| 33 | 50.80 | 2.000 | 10 | **1769710000** |
| 36 | 55.88 | 2.200 | 10 | **1769720000** |
| 39 | 60.96 | 2.400 | 10 | **1769730000** |
| 42 | 66.04 | 2.600 | 10 | **1769740000** |
| 45 | 71.12 | 2.800 | 10 | **1769750000** |
| 48 | 76.20 | 3.000 | 10 | **1769760000** |
| 51 | 81.28 | 3.200 | 10 | **1769770000** |
| 54 | 86.36 | 3.400 | 5 | **1769780000** |
| 57 | 91.44 | 3.600 | 5 | **1769790000** |
| 60 | 96.52 | 3.800 | 5 | **1769800000** |
| 63 | 101.60 | 4.000 | 5 | **1769810000** |
| 66 | 106.68 | 4.200 | 5 | **1769820000** |
| 69 | 111.76 | 4.400 | 5 | **1769830000** |
| 72 | 116.84 | 4.600 | 5 | **1769840000** |

**Additional derating curves**

LM2H 5.08/../90

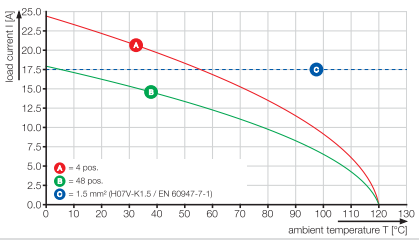


LM3R 5.08/../90

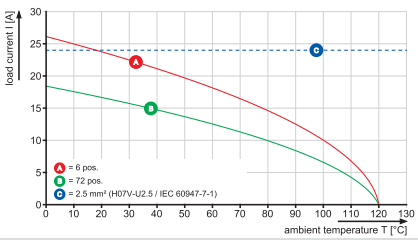




«ЭЛЕКТРО-ПРОФИ» - http://www.ep.ru

# Clamping yoke screw connection

## LP & LPP 5.00



Single-row PCB Terminal with the proven clamping-yoke screw connection in 5.00-mm pitch, suitable for wire cross-sections up to 6.0 mm².

- Wire outlet direction: 90°, 135° and 180°.
- 90° and 135° versions available with test point for the PS 2.0 test plug.
- 2- and 3-pole block construction can be aligned together for higher pole counts.

## Product data

IEC: 500 V / 32 A / 0.5 - 6 mm²
UL: 300 V / 20 A / AWG 26 - 12

**For additional articles and information, refer to catalog.weidmueller.com**

**Note:**

- Additional colours on request
- Rated current related to rated cross-section and min. No. of poles.
- Wire end ferrule without plastic collar to DIN 46228/1
- Wire end ferrule with plastic collar to DIN 46228/4
- P on drg. = pitch
- Rated data refer only to the component itself. Clearance and creepage distances to other components are to be designed in accordance with the relevant application standards.

## LP 5.00/../90



**Dimensioned drawing**

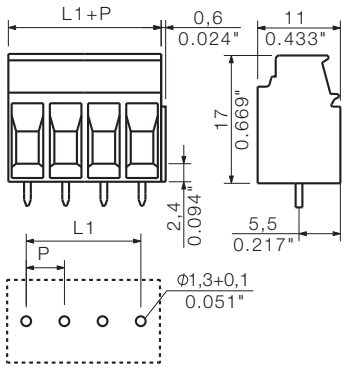


## Technical data

| In compliance with IEC 60664-1 / IEC 61984 | | | | |
|---|---|---|---|---|
| Clamping range, max. | mm² | 0.13...6 | | |
| **Solid core H05(07) V-U** | **mm²** | **0.5...6** | | |
| Stranded H07 V-R | | | | |
| Flexible H05(07) V-K | mm² | 0.5...4 | | |
| Flexible with ferrule | mm² | 0.5...2.5 | | |
| Ferrule with plastic collar | mm² | 0.5...2.5 | | |
| Stripping length | mm | 6 | | |
| Screwdriver blade | mm | 0.6 x 3.5 | | |
| According to norm | | DIN 5264 | | |
| Tightening torque range | Nm | 0.5...0.6 | | |
| **Rated current, max.** | **A** | **32** | | **32** |
| At ambient temperature | | 20°C | | 40°C |
| For conductor cross-section | mm² | 2.5 | | |
| Overvoltage category | | III | III | II |
| Pollution severity | | 3 | 2 | 2 |
| **Rated voltage** | **V** | **250** | **250** | **500** |
| Rated impulse voltage | kV | 4 | 4 | 4 |
| **UL / CUL (Use Group)** | | **B** | **C** | **D** |
| **Rated voltage** | **V** | **300** | | **300** |
| **Rated current** | **A** | **20** | | **10** |
| **AWG conductor** | **AWG** | **26-12** | | |
| **CSA (Use Group)** | | **B** | **C** | **D** |
| Rated voltage | V | 300 | | 300 |
| Rated current | A | 20 | | 10 |
| AWG conductor | AWG | 26-12 | | |
| **General data** | | | | |
| Type of insulation material | | PA | | |
| Flammability class UL 94 | | V-2 | | |
| Contact base material | | Copper alloy | | |
| Material of contact surface | | tinned | | |
| Pin dimensions = d | mm | 0.75 x 0.9 | | |
| Solder eyelet Ø = D | mm | 1.3 | | |
| Solder eyelet Ø tolerance | mm | + 0,1 | | |

## Accessories

**Note:** Refer to the Accessories chapter for additional accessories.

| Marker holder and functional holder | Order No. |
|---|---|
| LPA BZ2 | 1497260000 |
| LPA BZ3 | 1497360000 |
| LPA FA2 | 1495960000 |
| LPA FA2 BZ | 1496160000 |
| LPA FA3 | 1496060000 |
| LPA FA3 BZ | 1496260000 |
| **Fuse and disconnection element** | |
| LPA SI STI3.2 OR | 1495060000 |
| LPA TR STI3.2 OR | 1495460000 |
| **Intermediate plate + mounting block** | |
| LPBB MU OR | 1747530000 |
| LPBB OR | 1747540000 |
| LPHP 7.XX OR | 1753440000 |
| LPZP 1.27/90 OR | 1747490000 |
| LPZP 2.54/135 OR | 1753740000 |
| LPZP 2.54/90 OR | 1747480000 |
| LPZP1N 2.54 OR | 1747470000 |
| **Cross-connection** | |
| LPA QB 10 | 1472500000 |
| LPA QB 17 | 1584770000 |
| LPA QB 2 | 1472200000 |
| LPA QB 24 | 1472600000 |
| LPA QB 3 | 1472300000 |
| LPA QB 4 | 1472400000 |
| **Screwdriver** | |
| SD 0,6x3,5x100 | 9008330000 |
| SDI 0,6x3,5x100 | 9008390000 |

## Ordering data

**Solder pin length** 3.2 mm
**Colour** orange

**Pitch 5.00 mm**

| Pol. | L1 | (inch) | Qty. | Order No. |
|---|---|---|---|---|
| 2 | 5.00 | 0.197 | 100 | 1594320000 |
| 3 | 10.00 | 0.394 | 100 | 1594330000 |
| 4 | 15.00 | 0.591 | 100 | 1608310000 |
| 5 | 20.00 | 0.787 | 50 | 1759100000 |
| 6 | 25.00 | 0.984 | 50 | 1608330000 |
| 7 | 30.00 | 1.181 | 50 | 1844480000 |
| 8 | 35.00 | 1.378 | 50 | 1608350000 |
| 9 | 40.00 | 1.575 | 50 | 1753300000 |
| 10 | 45.00 | 1.772 | 50 | 1608370000 |
| 11 | 50.00 | 1.969 | 50 | 1844490000 |
| 12 | 55.00 | 2.165 | 50 | 1608390000 |
| 13 | 60.00 | 2.364 | 50 | 1233680000 |
| 14 | 65.00 | 2.561 | 50 | 1233690000 |
| 15 | 70.00 | 2.758 | 50 | 1233710000 |
| 16 | 75.00 | 2.953 | 50 | 1608410000 |
| 17 | 80.00 | 3.152 | 25 | 1169210000 |
| 18 | 85.00 | 3.349 | 20 | 1237730000 |
| 19 | 90.00 | 3.546 | 20 | 1233720000 |
| 20 | 95.00 | 3.743 | 20 | 1233730000 |
| 21 | 100.00 | 3.940 | 20 | 1233740000 |
| 22 | 105.00 | 4.137 | 20 | 1233750000 |
| 23 | 110.00 | 4.334 | 20 | 1233770000 |
| 24 | 115.00 | 4.528 | 20 | 1608430000 |

**Representative derating curve**

LP 5.00/../90

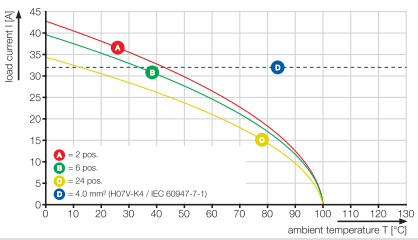




«ЭЛЕКТРО-ПРОФИ» - http://www.ep.ru

## LPP 5.00/../90

**with test point**



**Dimensioned drawing**

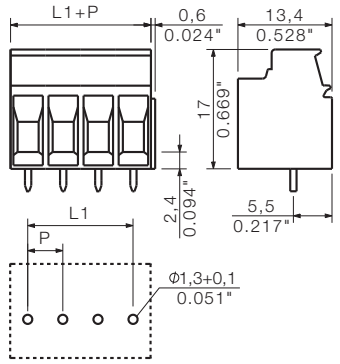


### Ordering data

| Solder pin length | | | | 3.2 mm |
|---|---|---|---|---|
| Colour | | | | orange |
| **Pitch** | **5.00 mm** | | | |
| **Pol.** | L1 | (inch) | **Qty.** | **Order No.** |
| 2 | 5.00 | 0.197 | 100 | **1594340000** |
| 3 | 10.00 | 0.394 | 100 | **1594350000** |

## LP 5.00/../135

**with test point**



**Dimensioned drawing**

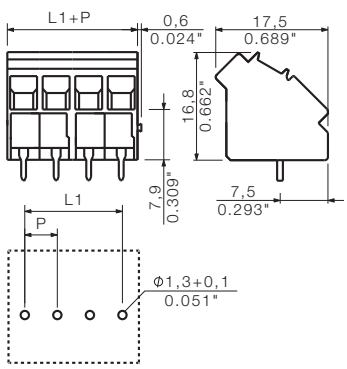


### Ordering data

| Solder pin length | | | | 3.2 mm |
|---|---|---|---|---|
| Colour | | | | orange |
| **Pitch** | **5.00 mm** | | | |
| **Pol.** | L1 | (inch) | **Qty.** | **Order No.** |
| 2 | 5.00 | 0.197 | 100 | **1595750000** |
| 3 | 10.00 | 0.394 | 100 | **1595710000** |
| 4 | 15.00 | 0.591 | 50 | **1791710000** |
| 5 | 20.00 | 0.787 | 50 | **1843210000** |
| 6 | 25.00 | 0.984 | 50 | **1843220000** |
| 7 | 30.00 | 1.181 | 50 | **1843230000** |
| 8 | 35.00 | 1.378 | 50 | **1843240000** |
| 9 | 40.00 | 1.575 | 50 | **1843250000** |
| 10 | 45.00 | 1.772 | 50 | **1843260000** |
| 11 | 50.00 | 1.969 | 50 | **1843270000** |
| 12 | 55.00 | 2.165 | 50 | **1843280000** |

## LP 5.00/../180



**Dimensioned drawing**

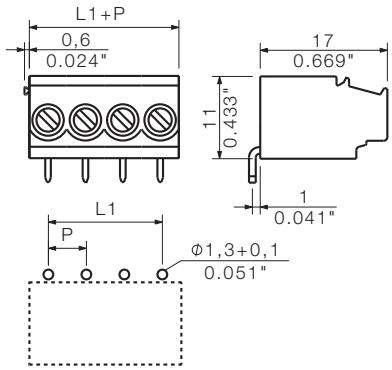


### Ordering data

| Solder pin length | | | | 3.2 mm |
|---|---|---|---|---|
| Colour | | | | orange |
| **Pitch** | **5.00 mm** | | | |
| **Pol.** | L1 | (inch) | **Qty.** | **Order No.** |
| 2 | 5.00 | 0.197 | 100 | **1761330000** |
| 3 | 10.00 | 0.394 | 100 | **1761340000** |

**Additional derating curves**

LPP 5.00/../90

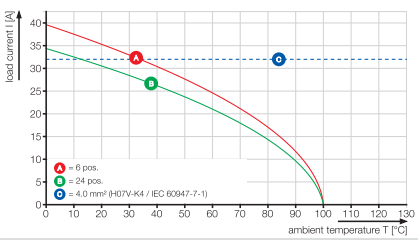


LP 5.00/../135

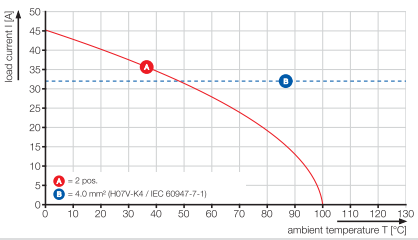


LP 5.00/../180

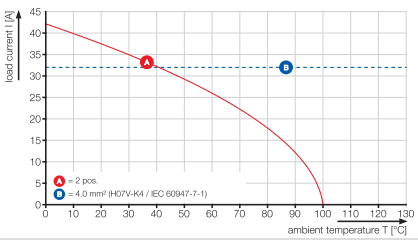




«ЭЛЕКТРО-ПРОФИ» - http://www.ep.ru

# Clamping yoke screw connection

## LP & LPP 5.08



Single-row PCB Terminal with the proven clamping-yoke screw connection in 5.08-mm pitch, suitable for wire cross-sections up to 6.0 mm².

- Wire outlet direction: 90°, 135° and 180°.
- 90° and 135° versions available with test point for the PS 2.0 test plug.
- 2- and 3-pole block construction can be aligned together for higher pole counts.

## Product data

IEC: 500 V / 32 A / 0.5 - 6 mm²
UL: 300 V / 20 A / AWG 26 - 12

**For additional articles and information, refer to catalog.weidmueller.com**

**Note:**

- Additional colours on request
- Rated current related to rated cross-section and min. No. of poles.
- Wire end ferrule without plastic collar to DIN 46228/1
- Wire end ferrule with plastic collar to DIN 46228/4
- P on drg. = pitch
- Rated data refer only to the component itself. Clearance and creepage distances to other components are to be designed in accordance with the relevant application standards.

## LP 5.08/../90



**Dimensioned drawing**

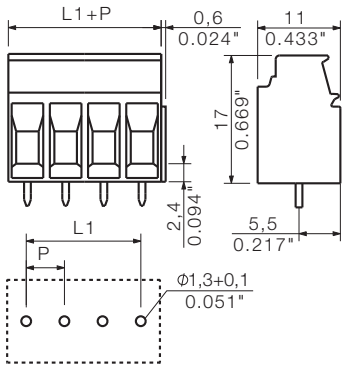


## Technical data

| In compliance with IEC 60664-1 / IEC 61984 | | | | |
|---|---|---|---|---|
| Clamping range, max. | mm² | 0.13...6 | | |
| **Solid core H05(07) V-U** | **mm²** | **0.5...6** | | |
| Stranded H07 V-R | | | | |
| Flexible H05(07) V-K | mm² | 0.5...4 | | |
| Flexible with ferrule | mm² | 0.5...2.5 | | |
| Ferrule with plastic collar | mm² | 0.5...2.5 | | |
| Stripping length | mm | 6 | | |
| Screwdriver blade | mm | 0.6 x 3.5 | | |
| According to norm | | DIN 5264 | | |
| Tightening torque range | Nm | 0.5...0.6 | | |
| **Rated current, max.** | **A** | **32** | | **32** |
| At ambient temperature | | 20°C | | 40°C |
| For conductor cross-section | mm² | | | |
| Overvoltage category | | III | III | II |
| Pollution severity | | 3 | 2 | 2 |
| **Rated voltage** | **V** | **250** | **250** | **500** |
| Rated impulse voltage | kV | 4 | 4 | 4 |
| **UL / CUL (Use Group)** | | **B** | **C** | **D** |
| **Rated voltage** | **V** | **300** | | **300** |
| **Rated current** | **A** | **20** | | **10** |
| **AWG conductor** | **AWG** | **26-12** | | |
| **CSA (Use Group)** | | **B** | **C** | **D** |
| Rated voltage | V | 300 | | 300 |
| Rated current | A | 20 | | 10 |
| AWG conductor | AWG | 26-12 | | |
| **General data** | | | | |
| Type of insulation material | | PA | | |
| Flammability class UL 94 | | V-2 | | |
| Contact base material | | Copper alloy | | |
| Material of contact surface | | tinned | | |
| Pin dimensions = d | mm | 0.75 x 0.9 | | |
| Solder eyelet Ø = D | mm | 1.3 | | |
| Solder eyelet Ø tolerance | mm | + 0,1 | | |

## Accessories

**Note:** Refer to the Accessories chapter for additional accessories.

| Marker holder and functional holder | Order No. |
|---|---|
| LPA BZ2 | 1497260000 |
| LPA BZ3 | 1497360000 |
| LPA FA2 | 1495960000 |
| LPA FA2 BZ | 1496160000 |
| LPA FA3 | 1496060000 |
| LPA FA3 BZ | 1496260000 |
| **Fuse and disconnection element** | |
| LPA SI STI3.2 OR | 1495060000 |
| LPA TR STI3.2 OR | 1495460000 |
| **Intermediate plate + mounting block** | |
| LPBB MU OR | 1747530000 |
| LPBB OR | 1747540000 |
| LPHP 7.XX OR | 1753440000 |
| LPZP 1.27/90 OR | 1747490000 |
| LPZP 2.54/135 OR | 1753740000 |
| LPZP 2.54/90 OR | 1747480000 |
| LPZP1N 2.54 OR | 1747470000 |
| **Cross-connection** | |
| LPA QB 10 | 1472500000 |
| LPA QB 17 | 1584770000 |
| LPA QB 2 | 1472200000 |
| LPA QB 24 | 1472600000 |
| LPA QB 3 | 1472300000 |
| LPA QB 4 | 1472400000 |
| **Screwdriver** | |
| SD 0,6x3,5x100 | 9008330000 |
| SDI 0,6x3,5x100 | 9008390000 |

## Ordering data

| Solder pin length | | | | 3.2 mm |
|---|---|---|---|---|
| Colour | | | | orange |
| **Pitch** | **5.08 mm** | | | |
| **Pol.** | L1 | (inch) | **Qty.** | **Order No.** |
| 2 | 5.08 | 0.200 | 100 | 1592820000 |
| 3 | 10.16 | 0.400 | 100 | 1592830000 |
| 4 | 15.24 | 0.600 | 100 | 1594360000 |
| 5 | 20.32 | 0.800 | 50 | 1724530000 |
| 6 | 25.40 | 1.000 | 50 | 1608250000 |
| 7 | 30.48 | 1.200 | 50 | 1759120000 |
| 8 | 35.56 | 1.400 | 50 | 1594370000 |
| 9 | 40.64 | 1.600 | 50 | 1759130000 |
| 10 | 45.72 | 1.800 | 50 | 1594380000 |
| 11 | 50.80 | 2.000 | 50 | 1760480000 |
| 12 | 55.88 | 2.200 | 50 | 1608270000 |
| 13 | 60.96 | 2.400 | 50 | 1759140000 |
| 14 | 66.04 | 2.600 | 50 | 1759150000 |
| 15 | 71.12 | 2.800 | 50 | 1759160000 |
| 16 | 76.20 | 3.000 | 50 | 1594390000 |
| 17 | 81.28 | 3.200 | 20 | 1759170000 |
| 18 | 86.36 | 3.400 | 20 | 1759180000 |
| 19 | 91.44 | 3.600 | 20 | 1844450000 |
| 20 | 96.52 | 3.800 | 20 | 1759190000 |
| 21 | 101.60 | 4.000 | 20 | 1759200000 |
| 22 | 106.68 | 4.200 | 20 | 1844460000 |
| 23 | 111.76 | 4.400 | 20 | 1844470000 |
| 24 | 116.84 | 4.600 | 20 | 1608290000 |

**Representative derating curve**

LP 5.08/../90

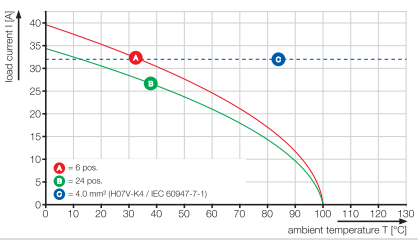




«ЭЛЕКТРО-ПРОФИ» - http://www.ep.ru

## LPP 5.08/../90

**with test point**



**Dimensioned drawing**

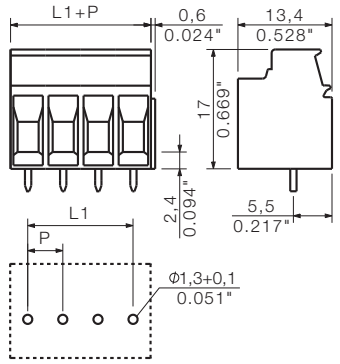


### Ordering data

| Solder pin length | | | | 3.2 mm |
|---|---|---|---|---|
| Colour | | | | orange |
| **Pitch** | **5.08 mm** | | | |
| **Pol.** | L1 | (inch) | **Qty.** | **Order No.** |
| 2 | 5.08 | 0.200 | 100 | **1594400000** |
| 3 | 10.16 | 0.400 | 100 | **1594410000** |

## LP 5.08/../135

**with test point**



**Dimensioned drawing**

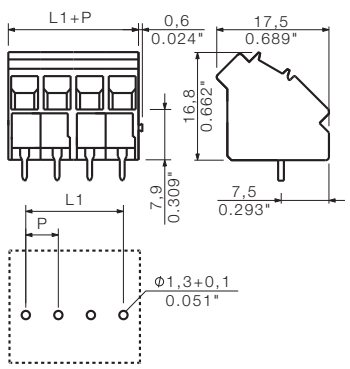


### Ordering data

| Solder pin length | | | | 3.2 mm |
|---|---|---|---|---|
| Colour | | | | orange |
| **Pitch** | **5.08 mm** | | | |
| **Pol.** | L1 | (inch) | **Qty.** | **Order No.** |
| 2 | 5.08 | 0.200 | 100 | **1595730000** |
| 3 | 10.16 | 0.400 | 100 | **1595690000** |
| 5 | 20.32 | 0.800 | 50 | **1843150000** |
| 6 | 25.40 | 1.000 | 50 | **1759360000** |
| 7 | 30.48 | 1.200 | 50 | **1843160000** |
| 8 | 35.56 | 1.400 | 50 | **1752940000** |
| 9 | 40.64 | 1.600 | 50 | **1843170000** |
| 10 | 45.72 | 1.800 | 50 | **1843180000** |
| 11 | 50.80 | 2.000 | 50 | **1843190000** |
| 12 | 55.88 | 2.200 | 50 | **1843200000** |

## LP 5.08/../180



**Dimensioned drawing**

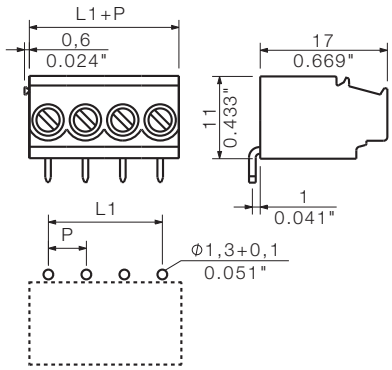


### Ordering data

| Solder pin length | | | | 3.2 mm |
|---|---|---|---|---|
| Colour | | | | orange |
| **Pitch** | **5.08 mm** | | | |
| **Pol.** | L1 | (inch) | **Qty.** | **Order No.** |
| 2 | 5.08 | 0.200 | 100 | **1753810000** |
| 3 | 10.16 | 0.400 | 100 | **1753820000** |

**Additional derating curves**

LPP 5.08/../90

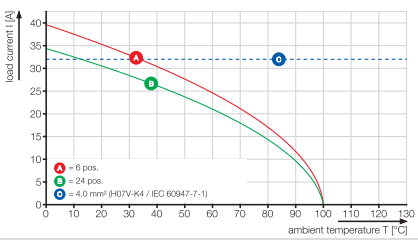


LP 5.08/../135

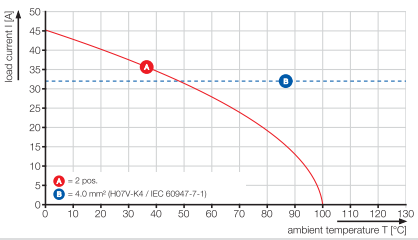


LP 5.08/../180

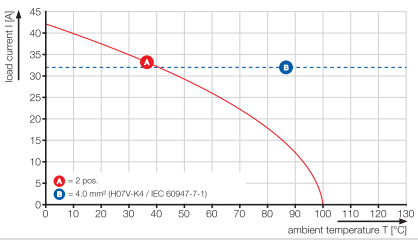




«ЭЛЕКТРО-ПРОФИ» - http://www.ep.ru

# Clamping yoke screw connection

## LP 5.00, multi level



Multi-level PCB Terminal with the proven clamping-yoke screw connection in 5.00-mm pitch, suitable for wire cross-sections up to 6 mm².

- Wire outlet direction: 90°.
- Block construction can be aligned together for higher pole counts

## Product data

IEC: 500 V / 32 A / 0.5 - 6 mm²
UL: 300 V / 20 A / AWG 26 - 12

**For additional articles and information, refer to catalog.weidmueller.com**

**Note:**

- Additional colours on request
- Rated current related to rated cross-section and min. No. of poles.
- Wire end ferrule without plastic collar to DIN 46228/1
- Wire end ferrule with plastic collar to DIN 46228/4
- P on drg. = pitch
- Rated data refer only to the component itself. Clearance and creepage distances to other components are to be designed in accordance with the relevant application standards.

## LP1N 5.00/../90



**Dimensioned drawing**

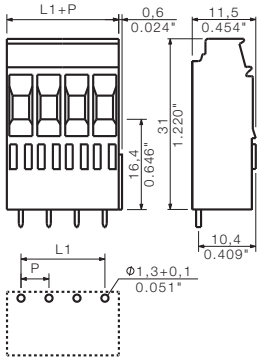


## Technical data

| In compliance with IEC 60664-1 / IEC 61984 | | | | |
|---|---|---|---|---|
| Clamping range, max. | mm² | 0.13...6 | | |
| **Solid core H05(07) V-U** | **mm²** | **0.5...6** | | |
| Stranded H07 V-R | | | | |
| Flexible H05(07) V-K | mm² | 0.5...4 | | |
| Flexible with ferrule | mm² | 0.5...2.5 | | |
| Ferrule with plastic collar | mm² | 0.5...2.5 | | |
| Stripping length | mm | 6 | | |
| Screwdriver blade | mm | 0.6 x 3.5 | | |
| According to norm | | DIN 5264 | | |
| Tightening torque range | Nm | 0.5...0.6 | | |
| **Rated current, max.** | **A** | **32** | | **32** |
| At ambient temperature | | 20°C | | 40°C |
| For conductor cross-section | mm² | 2.5 | | |
| Overvoltage category | | III | III | II |
| Pollution severity | | 3 | 2 | 2 |
| **Rated voltage** | **V** | **250** | **250** | **500** |
| Rated impulse voltage | kV | 4 | 4 | 4 |
| **UL / CUL (Use Group)** | | **B** | **C** | **D** |
| **Rated voltage** | **V** | **300** | | **300** |
| **Rated current** | **A** | **20** | | **10** |
| **AWG conductor** | **AWG** | **26-12** | | |
| **CSA (Use Group)** | | **B** | **C** | **D** |
| Rated voltage | V | 300 | | 300 |
| Rated current | A | 20 | | 10 |
| AWG conductor | AWG | 26-12 | | |
| **General data** | | | | |
| Type of insulation material | | PA | | |
| Flammability class UL 94 | | V-2 | | |
| Contact base material | | Copper alloy | | |
| Material of contact surface | | tinned | | |
| Pin dimensions = d | mm | 0.75 x 0.9 | | |
| Solder eyelet Ø = D | mm | 1.3 | | |
| Solder eyelet Ø tolerance | mm | + 0,1 | | |

## Accessories

**Note:** Refer to the Accessories chapter for additional accessories.

| Marker holder and functional holder | Order No. |
|---|---|
| LPA BZ2 | **1497260000** |
| LPA BZ3 | **1497360000** |
| LPA FA2 | **1495960000** |
| LPA FA2 BZ | **1496160000** |
| LPA FA3 | **1496060000** |
| LPA FA3 BZ | **1496260000** |
| **Cross-connection** | |
| LPA QB 10 | **1472500000** |
| LPA QB 17 | **1584770000** |
| LPA QB 2 | **1472200000** |
| LPA QB 24 | **1472600000** |
| LPA QB 3 | **1472300000** |
| LPA QB 4 | **1472400000** |
| **Screwdriver** | |
| SD 0,6x3,5x100 | **9008330000** |
| SDI 0,6x3,5x100 | **9008390000** |

## Ordering data

| Solder pin length | | | | 3.2 mm |
|---|---|---|---|---|
| Colour | | | | orange |
| **Pitch** | **5.00 mm** | | | |
| **Pol.** | L1 | (inch) | **Qty.** | **Order No.** |
| 2 | 5.00 | 0.197 | 100 | **1640870000** |
| 3 | 10.00 | 0.394 | 100 | **1640880000** |

**Representative derating curve**

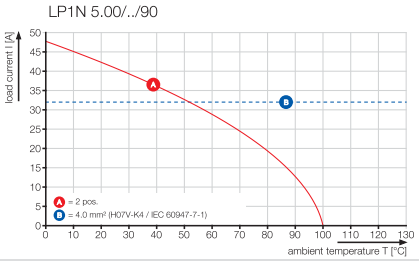




«ЭЛЕКТРО-ПРОФИ» - http://www.ep.ru

## LP2N 5.00/../90



**Dimensioned drawing**

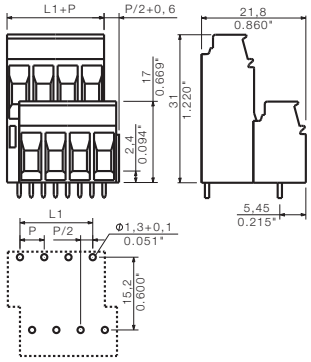


## Ordering data

| | |
|---|---|
| **Solder pin length** | **3.2 mm** |
| **Colour** | **orange** |

**Pitch 5.00 mm**

| Pol. | L1 | (inch) | Qty. | Order No. |
|---|---|---|---|---|
| 4 | 5.00 | 0.197 | 50 | **1635160000** |
| 6 | 10.00 | 0.394 | 50 | **1625560000** |
| 8 | 15.00 | 0.591 | 50 | **1596450000** |
| 10 | 20.00 | 0.787 | 50 | **1596490000** |
| 16 | 35.00 | 1.378 | 20 | **1596550000** |
| 20 | 45.00 | 1.772 | 20 | **1596590000** |
| 24 | 55.00 | 2.165 | 10 | **1596630000** |
| 30 | 70.00 | 2.756 | 10 | **1596670000** |

**Additional derating curves**

LP2N 5.00/../90

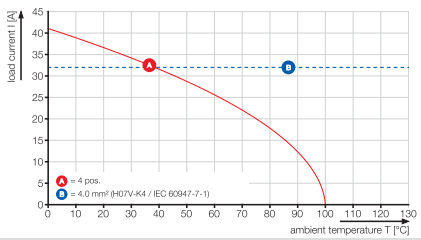




«ЭЛЕКТРО-ПРОФИ» - http://www.ep.ru

# Clamping yoke screw connection

## LP 5.08, multi level



Multi-level PCB Terminal with the proven clamping-yoke screw connection in 5.08-mm pitch, suitable for wire cross-sections up to 6 mm².

- Wire outlet direction: 90°
- Block construction can be aligned together for higher pole counts.

## Product data

IEC: 500 V / 32 A / 0.5 - 6 mm²
UL: 300 V / 20 A / AWG 26 - 12

**For additional articles and information, refer to catalog.weidmueller.com**

**Note:**

- Additional colours on request
- Rated current related to rated cross-section and min. No. of poles.
- Wire end ferrule without plastic collar to DIN 46228/1
- Wire end ferrule with plastic collar to DIN 46228/4
- P on drg. = pitch
- Rated data refer only to the component itself. Clearance and creepage distances to other components are to be designed in accordance with the relevant application standards.

## LP1N 5.08/../90



**Dimensioned drawing**

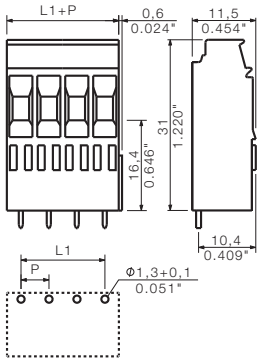


## Technical data

| In compliance with IEC 60664-1 / IEC 61984 | | | | |
|---|---|---|---|---|
| Clamping range, max. | mm² | 0.13...6 | | |
| **Solid core H05(07) V-U** | **mm²** | **0.5...6** | | |
| Stranded H07 V-R | | | | |
| Flexible H05(07) V-K | mm² | 0.5...4 | | |
| Flexible with ferrule | mm² | 0.5...2.5 | | |
| Ferrule with plastic collar | mm² | 0.5...2.5 | | |
| Stripping length | mm | 6 | | |
| Screwdriver blade | mm | 0.6 x 3.5 | | |
| According to norm | | DIN 5264 | | |
| Tightening torque range | Nm | 0.5...0.6 | | |
| **Rated current, max.** | **A** | **32** | | **32** |
| At ambient temperature | | 20°C | | 40°C |
| For conductor cross-section | mm² | 2.5 | | |
| Overvoltage category | | III | III | II |
| Pollution severity | | 3 | 2 | 2 |
| **Rated voltage** | **V** | **250** | **250** | **500** |
| Rated impulse voltage | kV | 4 | 4 | 4 |
| **UL / CUL (Use Group)** | | **B** | **C** | **D** |
| **Rated voltage** | **V** | **300** | | **300** |
| **Rated current** | **A** | **20** | | **10** |
| **AWG conductor** | **AWG** | **26-12** | | |
| **CSA (Use Group)** | | **B** | **C** | **D** |
| Rated voltage | V | 300 | | 300 |
| Rated current | A | 20 | | 10 |
| AWG conductor | AWG | 26-12 | | |
| **General data** | | | | |
| Type of insulation material | | PA | | |
| Flammability class UL 94 | | V-2 | | |
| Contact base material | | Copper alloy | | |
| Material of contact surface | | tinned | | |
| Pin dimensions = d | mm | 0.75 x 0.9 | | |
| Solder eyelet Ø = D | mm | 1.3 | | |
| Solder eyelet Ø tolerance | mm | + 0,1 | | |

## Accessories

**Note:** Refer to the Accessories chapter for additional accessories.

| Marker holder and functional holder | Order No. |
|---|---|
| LPA BZ2 | 1497260000 |
| LPA BZ3 | 1497360000 |
| LPA FA2 | 1495960000 |
| LPA FA2 BZ | 1496160000 |
| LPA FA3 | 1496060000 |
| LPA FA3 BZ | 1496260000 |
| **Cross-connection** | |
| LPA QB 10 | 1472500000 |
| LPA QB 17 | 1584770000 |
| LPA QB 2 | 1472200000 |
| LPA QB 24 | 1472600000 |
| LPA QB 3 | 1472300000 |
| LPA QB 4 | 1472400000 |
| **Screwdriver** | |
| SD 0,6x3,5x100 | 9008330000 |
| SDI 0,6x3,5x100 | 9008390000 |

## Ordering data

| Solder pin length | | | | 3.2 mm |
|---|---|---|---|---|
| Colour | | | | orange |
| **Pitch** | **5.08 mm** | | | |
| **Pol.** | L1 | (inch) | **Qty.** | **Order No.** |
| 2 | 5.08 | 0.200 | 100 | 1640830000 |
| 3 | 10.16 | 0.400 | 100 | 1640840000 |

**Representative derating curve**

LP1N 5.08/../90

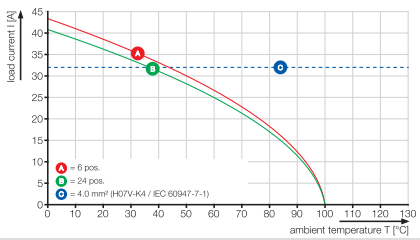




«ЭЛЕКТРО-ПРОФИ» - http://www.ep.ru

## LP2N 5.08/../90



**Dimensioned drawing**

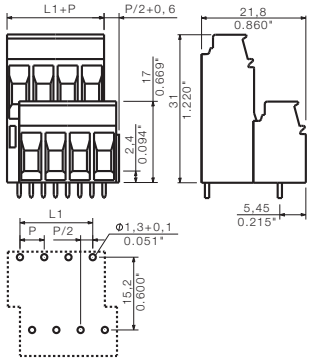


### Ordering data

| Solder pin length | | | | 3.2 mm |
|---|---|---|---|---|
| Colour | | | | orange |
| **Pitch** | **5.08 mm** | | | |
| **Pol.** | L1 | (inch) | **Qty.** | **Order No.** |
| 4 | 5.08 | 0.200 | 50 | **1635140000** |
| 6 | 10.16 | 0.400 | 50 | **1625540000** |
| 8 | 15.24 | 0.600 | 50 | **1596460000** |
| 10 | 20.32 | 0.800 | 50 | **1596510000** |
| 12 | 25.40 | 1.000 | 50 | **1844510000** |
| 14 | 30.48 | 1.200 | 50 | **1844520000** |
| 16 | 35.56 | 1.400 | 20 | **1596530000** |
| 18 | 40.64 | 1.600 | 20 | **1844530000** |
| 20 | 45.72 | 1.800 | 20 | **1596570000** |
| 22 | 50.80 | 2.000 | 20 | **1844540000** |
| 24 | 55.88 | 2.200 | 10 | **1596610000** |
| 26 | 60.96 | 2.400 | 10 | **1844550000** |
| 28 | 66.04 | 2.600 | 10 | **1844560000** |
| 30 | 71.12 | 2.800 | 10 | **1596650000** |
| 32 | 76.20 | 3.000 | 10 | **1844570000** |
| 34 | 81.28 | 3.200 | 10 | **1844580000** |
| 36 | 86.36 | 3.400 | 10 | **1844590000** |
| 38 | 91.44 | 3.600 | 10 | **1844600000** |
| 40 | 96.52 | 3.800 | 10 | **1844610000** |
| 42 | 101.60 | 4.000 | 10 | **1844620000** |
| 44 | 106.68 | 4.200 | 10 | **1844630000** |
| 46 | 111.76 | 4.400 | 10 | **1844640000** |
| 48 | 116.84 | 4.600 | 10 | **1844650000** |

## LP1H 5.08/../90



**Dimensioned drawing**

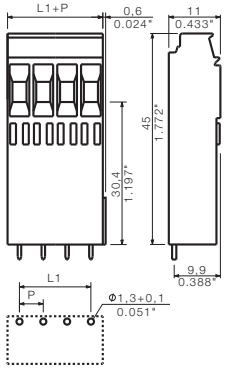


### Ordering data

| Solder pin length | | | | 3.2 mm |
|---|---|---|---|---|
| Colour | | | | orange |
| **Pitch** | **5.08 mm** | | | |
| **Pol.** | L1 | (inch) | **Qty.** | **Order No.** |
| 2 | 5.08 | 0.200 | 100 | **1640910000** |
| 3 | 10.16 | 0.400 | 100 | **1640920000** |

## LP2HR 5.08/../90



**Dimensioned drawing**

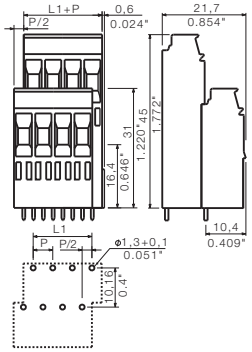


### Ordering data

| Solder pin length | | | | 3.2 mm |
|---|---|---|---|---|
| Colour | | | | orange |
| **Pitch** | **5.08 mm** | | | |
| **Pol.** | L1 | (inch) | **Qty.** | **Order No.** |
| 4 | 5.08 | 0.200 | 50 | **1636210000** |
| 6 | 10.16 | 0.400 | 50 | **1636220000** |
| 8 | 15.24 | 0.600 | 50 | **1636230000** |
| 10 | 20.32 | 0.800 | 50 | **1636240000** |
| 12 | 25.40 | 1.000 | 20 | **1844660000** |
| 14 | 30.48 | 1.200 | 20 | **1844670000** |
| 16 | 35.56 | 1.400 | 20 | **1636250000** |
| 18 | 40.64 | 1.600 | 20 | **1844680000** |
| 20 | 45.72 | 1.800 | 20 | **1636260000** |
| 24 | 55.88 | 2.200 | 10 | **1636270000** |
| 26 | 60.96 | 2.400 | 10 | **1844690000** |
| 28 | 66.04 | 2.600 | 10 | **1844700000** |
| 30 | 71.12 | 2.800 | 10 | **1636280000** |
| 32 | 76.20 | 3.000 | 10 | **1844710000** |
| 34 | 81.28 | 3.200 | 10 | **1844720000** |
| 36 | 86.36 | 3.400 | 10 | **1844730000** |
| 38 | 91.44 | 3.600 | 10 | **1844740000** |
| 40 | 96.52 | 3.800 | 10 | **1844750000** |
| 42 | 101.60 | 4.000 | 10 | **1844760000** |
| 44 | 106.68 | 4.200 | 10 | **1844770000** |
| 46 | 111.76 | 4.400 | 10 | **1844780000** |
| 48 | 116.84 | 4.600 | 10 | **1646480000** |

**Additional derating curves**

LP2N 5.08/../90

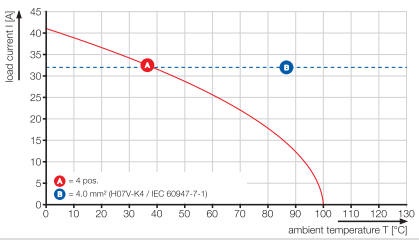


LP1H 5.08/../90

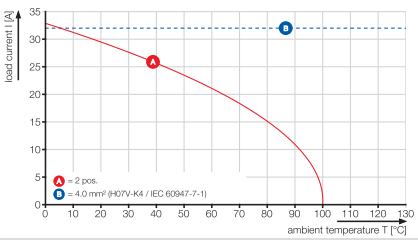


LP2HR 5.08/../90

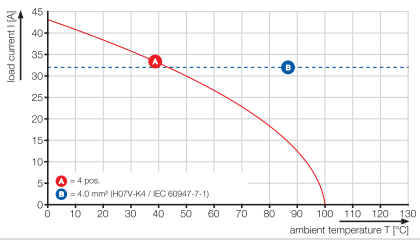




«ЭЛЕКТРО-ПРОФИ» - http://www.ep.ru

# Clamping yoke screw connection

## LP 5.08, multi level



Multi-level PCB Terminal with the proven clamping-yoke screw connection in 5.08-mm pitch, suitable for wire cross-sections up to 6 mm².

- Wire outlet direction: 90°
- Block construction can be aligned together for higher pole counts.

## Product data

IEC: 500 V / 32 A / 0.5 - 6 mm²
UL: 300 V / 20 A / AWG 26 - 12

**For additional articles and information, refer to catalog.weidmueller.com**

**Note:**

- Additional colours on request
- Rated current related to rated cross-section and min. No. of poles.
- Wire end ferrule without plastic collar to DIN 46228/1
- Wire end ferrule with plastic collar to DIN 46228/4
- P on drg. = pitch
- Rated data refer only to the component itself. Clearance and creepage distances to other components are to be designed in accordance with the relevant application standards.

## LP3R 5.08/../90



**Dimensioned drawing**

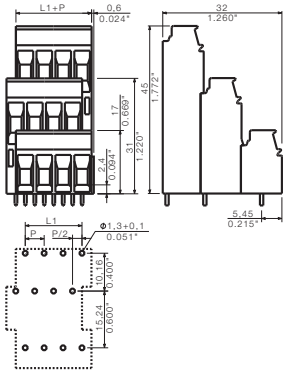


## Technical data

| In compliance with IEC 60664-1 / IEC 61984 | | | | |
|---|---|---|---|---|
| Clamping range, max. | mm² | 0.13...6 | | |
| **Solid core H05(07) V-U** | **mm²** | **0.5...6** | | |
| Stranded H07 V-R | | | | |
| Flexible H05(07) V-K | mm² | 0.5...4 | | |
| Flexible with ferrule | mm² | 0.5...2.5 | | |
| Ferrule with plastic collar | mm² | 0.5...2.5 | | |
| Stripping length | mm | 6 | | |
| Screwdriver blade | mm | 0.6 x 3.5 | | |
| According to norm | | DIN 5264 | | |
| Tightening torque range | Nm | 0.5...0.6 | | |
| **Rated current, max.** | **A** | **32** | | **30** |
| At ambient temperature | | 20°C | | 40°C |
| For conductor cross-section | mm² | 2.5 | | |
| Overvoltage category | | III | III | II |
| Pollution severity | | 3 | 2 | 2 |
| **Rated voltage** | **V** | **250** | **250** | **500** |
| Rated impulse voltage | kV | 4 | 4 | 4 |
| **UL / CUL (Use Group)** | | **B** | **C** | **D** |
| **Rated voltage** | **V** | **300** | | **300** |
| **Rated current** | **A** | **20** | | **10** |
| **AWG conductor** | **AWG** | **26-12** | | |
| **CSA (Use Group)** | | **B** | **C** | **D** |
| Rated voltage | V | 300 | | 300 |
| Rated current | A | 20 | | 10 |
| AWG conductor | AWG | 26-12 | | |
| **General data** | | | | |
| Type of insulation material | | PA | | |
| Flammability class UL 94 | | V-2 | | |
| Contact base material | | Copper alloy | | |
| Material of contact surface | | tinned | | |
| Pin dimensions = d | mm | 0.75 x 0.9 | | |
| Solder eyelet Ø = D | mm | 1.3 | | |
| Solder eyelet Ø tolerance | mm | + 0,1 | | |

## Accessories

**Note:** Refer to the Accessories chapter for additional accessories.

| Marker holder and functional holder | Order No. |
|---|---|
| LPA BZ2 | 1497260000 |
| LPA BZ3 | 1497360000 |
| LPA FA2 | 1495960000 |
| LPA FA2 BZ | 1496160000 |
| LPA FA3 | 1496060000 |
| LPA FA3 BZ | 1496260000 |
| **Cross-connection** | |
| LPA QB 10 | 1472500000 |
| LPA QB 17 | 1584770000 |
| LPA QB 2 | 1472200000 |
| LPA QB 24 | 1472600000 |
| LPA QB 3 | 1472300000 |
| LPA QB 4 | 1472400000 |
| **Screwdriver** | |
| SD 0,6x3,5x100 | 9008330000 |
| SDI 0,6x3,5x100 | 9008390000 |

## Ordering data

| Solder pin length | | | | 3.2 mm |
|---|---|---|---|---|
| Colour | | | | orange |
| **Pitch** | **5.08 mm** | | | |
| **Pol.** | L1 | (inch) | **Qty.** | **Order No.** |
| 6 | 5.08 | 0.200 | 50 | 1653930000 |
| 9 | 10.16 | 0.400 | 50 | 1596320000 |
| 12 | 15.24 | 0.600 | 50 | 1596340000 |
| 15 | 20.32 | 0.800 | 25 | 1596360000 |
| 18 | 25.40 | 1.000 | 25 | 1596380000 |
| 21 | 30.48 | 1.200 | 20 | 1844790000 |
| 24 | 35.56 | 1.400 | 20 | 1596400000 |
| 27 | 40.64 | 1.600 | 10 | 1844800000 |
| 30 | 45.72 | 1.800 | 10 | 1596420000 |
| 33 | 50.80 | 2.000 | 10 | 1844810000 |
| 36 | 55.88 | 2.200 | 10 | 1844820000 |
| 39 | 60.96 | 2.400 | 10 | 1844830000 |
| 42 | 66.04 | 2.600 | 10 | 1844840000 |
| 45 | 71.12 | 2.800 | 10 | 1844850000 |
| 48 | 76.20 | 3.000 | 10 | 1844860000 |
| 51 | 81.28 | 3.200 | 10 | 1844870000 |
| 54 | 86.36 | 3.400 | 10 | 1844880000 |
| 57 | 91.44 | 3.600 | 5 | 1844890000 |
| 60 | 96.52 | 3.800 | 5 | 1844900000 |
| 63 | 101.60 | 4.000 | 5 | 1844910000 |
| 66 | 106.68 | 4.200 | 5 | 1844920000 |
| 69 | 111.76 | 4.400 | 5 | 1844930000 |
| 72 | 116.84 | 4.600 | 5 | 1844940000 |

**Representative derating curve**

LP3R 5.08/../90

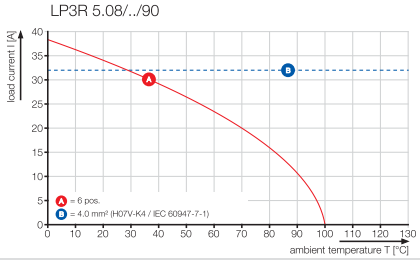




«ЭЛЕКТРО-ПРОФИ» - http://www.ep.ru

## LP 5.08 Disconnection element



Isolating element with the proven clamping-yoke screw connection in 5.08-mm pitch, suitable for wire cross-sections up to 6.0 mm².
- Wire outlet direction: 90°
- integrated test point for the PS 2.0 test plug.

## Product data

IEC: 500 V / 32 A / 0.5 - 6 mm²
UL: 300 V / 15 A / AWG 26 - 12

**For additional articles and information, refer to catalog.weidmueller.com**

**Note:**
- Additional colours on request
- Rated current related to rated cross-section and min. No. of poles.
- Wire end ferrule without plastic collar to DIN 46228/1
- Wire end ferrule with plastic collar to DIN 46228/4
- P on drg. = pitch
- Rated data refer only to the component itself. Clearance and creepage distances to other components are to be designed in accordance with the relevant application standards.

## LPTR 5.08/../90



**Dimensioned drawing**

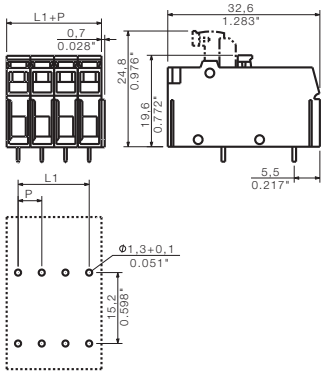


## Technical data

| In compliance with IEC 60664-1 / IEC 61984 | | | | |
|---|---|---|---|---|
| Clamping range, max. | mm² | 0.13...6 | | |
| **Solid core H05(07) V-U** | **mm²** | **0.5...6** | | |
| Stranded H07 V-R | | | | |
| Flexible H05(07) V-K | mm² | 0.5...4 | | |
| Flexible with ferrule | mm² | 0.5...2.5 | | |
| Ferrule with plastic collar | mm² | 0.5...2.5 | | |
| Stripping length | mm | 6 | | |
| Screwdriver blade | mm | 0.6 x 3.5 | | |
| According to norm | | DIN 5264 | | |
| Tightening torque range | Nm | 0.5...0.6 | | |
| **Rated current, max.** | **A** | **32** | | **32** |
| At ambient temperature | | 20°C | | 40°C |
| For conductor cross-section | mm² | 2.5 | | |
| Overvoltage category | | III | III | II |
| Pollution severity | | 3 | 2 | 2 |
| **Rated voltage** | **V** | **250** | **250** | **500** |
| Rated impulse voltage | kV | 4 | 4 | 4 |
| **UL / CUL (Use Group)** | | **B** | **C** | **D** |
| **Rated voltage** | **V** | **300** | | **300** |
| **Rated current** | **A** | **15** | | **10** |
| **AWG conductor** | **AWG** | **26-12** | | |
| **CSA (Use Group)** | | **B** | **C** | **D** |
| Rated voltage | V | 300 | | 300 |
| Rated current | A | 15 | | 10 |
| AWG conductor | AWG | 26-12 | | |
| **General data** | | | | |
| Type of insulation material | | PA | | |
| Flammability class UL 94 | | V-2 | | |
| Contact base material | | Copper alloy | | |
| Material of contact surface | | tinned | | |
| Pin dimensions = d | mm | 0.75 x 0.9 | | |
| Solder eyelet Ø = D | mm | 1.3 | | |
| Solder eyelet Ø tolerance | mm | + 0,1 | | |

## Accessories

**Note:** Refer to the Accessories chapter for additional accessories.

| Screwdriver | | Order No. |
|---|---|---|
|  | SD 0,6x3,5x100 | 9008330000 |
| | SDI 0,6x3,5x100 | 9008390000 |
| **Test plug** | | |
|  | PS 2.0 MC | 0310000000 |

## Ordering data

| Solder pin length | | | | 3.2 mm |
|---|---|---|---|---|
| Colour | | | | orange |
| **Pitch** | **5.08 mm** | | | |
| **Pol.** | L1 | (inch) | **Qty.** | **Order No.** |
| 1 | 0.00 | 0.200 | 100 | **1755180000** |

**Representative derating curve**

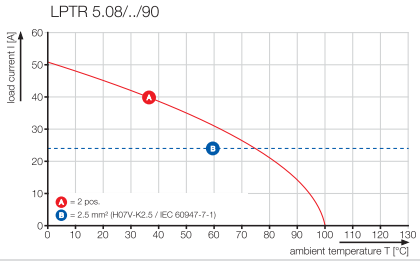




«ЭЛЕКТРО-ПРОФИ» - http://www.ep.ru

# Clamping yoke screw connection

## LP 7.50



Single-row PCB Terminal with the proven clamping-yoke screw connection in 7.50-mm pitch, suitable for wire cross-sections up to 6.0 mm².

- Wire outlet direction: 90°, 135° and 180°
- 90° and 135° versions available with test point for the PS 2.0 test plug.
- 2- and 3-pole block construction can be aligned together for higher pole counts.

## Product data

IEC: 1000 V / 32 A / 0.5 - 6 mm²
UL: 300 V / 20 A / AWG 26 - 12

**For additional articles and information, refer to catalog.weidmueller.com**

**Note:**

- Additional colours on request
- Rated current related to rated cross-section and min. No. of poles.
- Wire end ferrule without plastic collar to DIN 46228/1
- Wire end ferrule with plastic collar to DIN 46228/4
- P on drg. = pitch
- Rated data refer only to the component itself. Clearance and creepage distances to other components are to be designed in accordance with the relevant application standards.

## LP 7.5/../90



**Dimensioned drawing**

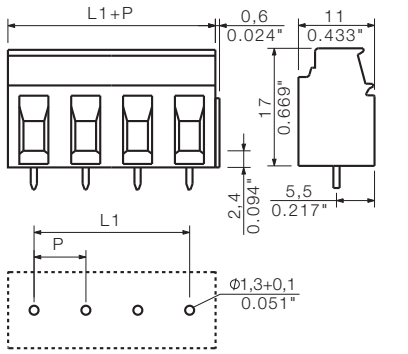


## Technical data

| In compliance with IEC 60664-1 / IEC 61984 | | | | |
|---|---|---|---|---|
| Clamping range, max. | mm² | 0.13...6 | | |
| **Solid core H05(07) V-U** | **mm²** | **0.5...6** | | |
| Stranded H07 V-R | | ...6 | | |
| Flexible H05(07) V-K | mm² | 0.5...4 | | |
| Flexible with ferrule | mm² | 0.5...2.5 | | |
| Ferrule with plastic collar | mm² | 0.5...2.5 | | |
| Stripping length | mm | 6 | | |
| Screwdriver blade | mm | 0.6 x 3.5 | | |
| According to norm | | DIN 5264 | | |
| Tightening torque range | Nm | 0.5...0.6 | | |
| **Rated current, max.** | **A** | **32** | | **32** |
| At ambient temperature | | 20°C | | 40°C |
| For conductor cross-section | mm² | 2.5 | | |
| Overvoltage category | | III | III | II |
| Pollution severity | | 3 | 2 | 2 |
| **Rated voltage** | **V** | **500** | **500** | **1000** |
| Rated impulse voltage | kV | 6 | 6 | 6 |
| **UL / CUL (Use Group)** | | **B** | **C** | **D** |
| **Rated voltage** | **V** | **300** | | **300** |
| **Rated current** | **A** | **20** | | **10** |
| **AWG conductor** | **AWG** | **26-12** | | |
| **CSA (Use Group)** | | **B** | **C** | **D** |
| Rated voltage | V | 300 | | 300 |
| Rated current | A | 20 | | 10 |
| AWG conductor | AWG | 26-12 | | |
| **General data** | | | | |
| Type of insulation material | | PA | | |
| Flammability class UL 94 | | V-2 | | |
| Contact base material | | Copper alloy | | |
| Material of contact surface | | tinned | | |
| Pin dimensions = d | mm | 0.75 x 0.9 | | |
| Solder eyelet Ø = D | mm | 1.3 | | |
| Solder eyelet Ø tolerance | mm | + 0,1 | | |

## Accessories

**Note:** Refer to the Accessories chapter for additional accessories.

| Screwdriver | | Order No. |
|---|---|---|
|  | SD 0,6x3,5x100 | 9008330000 |
| | SDI 0,6x3,5x100 | 9008390000 |

## Ordering data

| Solder pin length | | | | 3.2 mm |
|---|---|---|---|---|
| Colour | | | | orange |
| **Pitch** | **7.50 mm** | | | |
| **Pol.** | L1 | (inch) | **Qty.** | **Order No.** |
| 2 | 7.50 | 0.295 | 100 | **1594420000** |
| 3 | 15.00 | 0.591 | 100 | **1594430000** |

**Representative derating curve**

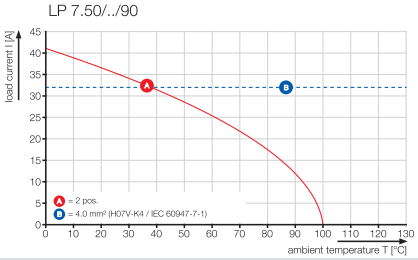




«ЭЛЕКТРО-ПРОФИ» - http://www.ep.ru

## LPP 7.50/../90

**with test point**



**Dimensioned drawing**

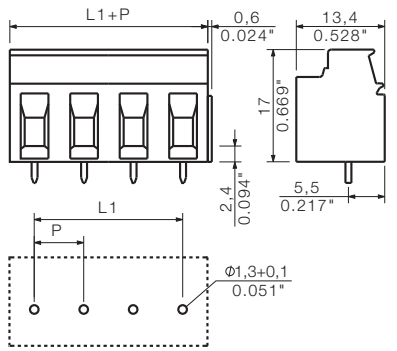


### Ordering data

| Solder pin length | | | | 3.2 mm |
|---|---|---|---|---|
| Colour | | | | orange |
| **Pitch** | **7.50 mm** | | | |
| **Pol.** | L1 | (inch) | **Qty.** | **Order No.** |
| 2 | 7.50 | 0.295 | 100 | **1594440000** |
| 3 | 15.00 | 0.591 | 100 | **1594450000** |

## LP 7.50/../135

**with test point**



**Dimensioned drawing**

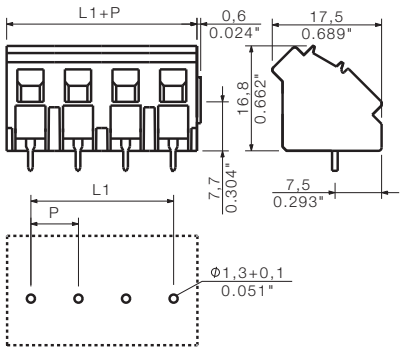


### Ordering data

| Solder pin length | | | | 3.2 mm |
|---|---|---|---|---|
| Colour | | | | orange |
| **Pitch** | **7.50 mm** | | | |
| **Pol.** | L1 | (inch) | **Qty.** | **Order No.** |
| 2 | 7.50 | 0.295 | 100 | **1595770000** |
| 3 | 15.00 | 0.591 | 100 | **1595810000** |

## LP 7.50/../180



**Dimensioned drawing**

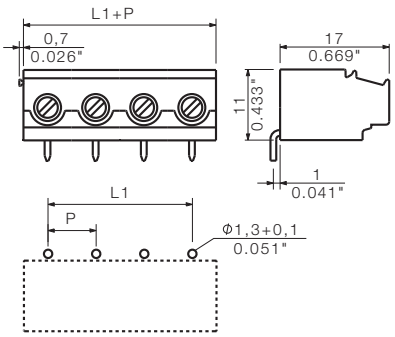


### Ordering data

| Solder pin length | | | | 3.2 mm |
|---|---|---|---|---|
| Colour | | | | orange |
| **Pitch** | **7.50 mm** | | | |
| **Pol.** | L1 | (inch) | **Qty.** | **Order No.** |
| 2 | 7.50 | 0.295 | 100 | **1761370000** |
| 3 | 15.00 | 0.591 | 100 | **1761380000** |

**Additional derating curves**

LPP 7.50/../90

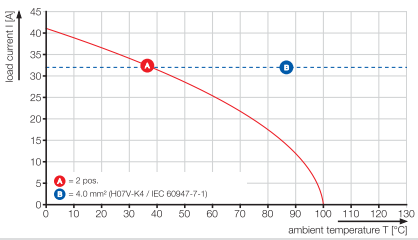


LP 7.50/../135

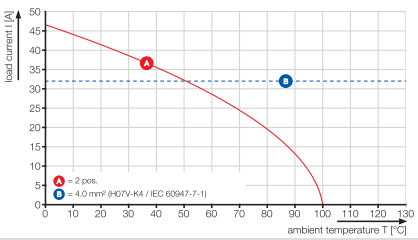


LP 7.50/../180

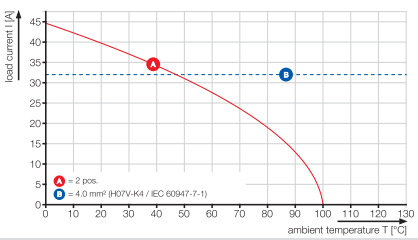




«ЭЛЕКТРО-ПРОФИ» - http://www.ep.ru

# Clamping yoke screw connection

## LP 7.62



Single-row PCB Terminal with the proven clamping-yoke screw connection in 7.62-mm pitch, suitable for wire cross-sections up to 6.0 mm².

- Wire outlet direction: 90°, 135° and 180°
- 90° and 135° versions available with test point for the PS 2.0 test plug.
- 2- and 3-pole block construction can be aligned together for higher pole counts.

## Product data

IEC: 1000 V / 32 A / 0.5 - 6 mm²
UL: 300 V / 20 A / AWG 26 - 12

**For additional articles and information, refer to catalog.weidmueller.com**

**Note:**

- Additional colours on request
- Rated current related to rated cross-section and min. No. of poles.
- Wire end ferrule without plastic collar to DIN 46228/1
- Wire end ferrule with plastic collar to DIN 46228/4
- P on drg. = pitch
- Rated data refer only to the component itself. Clearance and creepage distances to other components are to be designed in accordance with the relevant application standards.

## LP 7.62/../90



**Dimensioned drawing**

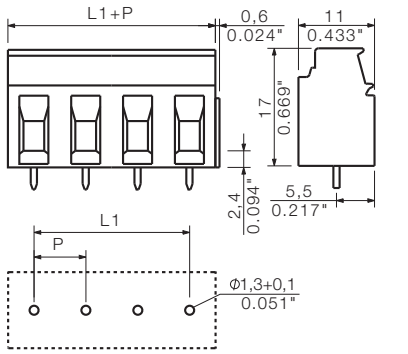


## Technical data

| In compliance with IEC 60664-1 / IEC 61984 | | | | |
|---|---|---|---|---|
| Clamping range, max. | mm² | 0.13...6 | | |
| **Solid core H05(07) V-U** | **mm²** | **0.5...6** | | |
| Stranded H07 V-R | | ...6 | | |
| Flexible H05(07) V-K | mm² | 0.5...4 | | |
| Flexible with ferrule | mm² | 0.5...2.5 | | |
| Ferrule with plastic collar | mm² | 0.5...2.5 | | |
| Stripping length | mm | 6 | | |
| Screwdriver blade | mm | 0.6 x 3.5 | | |
| According to norm | | DIN 5264 | | |
| Tightening torque range | Nm | 0.5...0.6 | | |
| **Rated current, max.** | **A** | **32** | | **32** |
| At ambient temperature | | 20°C | | 40°C |
| For conductor cross-section | mm² | 2.5 | | |
| Overvoltage category | | III | III | II |
| Pollution severity | | 3 | 2 | 2 |
| **Rated voltage** | **V** | **500** | **500** | **1000** |
| Rated impulse voltage | kV | 6 | 6 | 6 |
| **UL / CUL (Use Group)** | | **B** | **C** | **D** |
| **Rated voltage** | **V** | **300** | | **300** |
| **Rated current** | **A** | **20** | | **10** |
| **AWG conductor** | **AWG** | **26-12** | | |
| **CSA (Use Group)** | | **B** | **C** | **D** |
| Rated voltage | V | 300 | | 300 |
| Rated current | A | 20 | | 10 |
| AWG conductor | AWG | 26-12 | | |
| **General data** | | | | |
| Type of insulation material | | PA | | |
| Flammability class UL 94 | | V-2 | | |
| Contact base material | | Copper alloy | | |
| Material of contact surface | | tinned | | |
| Pin dimensions = d | mm | 0.75 x 0.9 | | |
| Solder eyelet Ø = D | mm | 1.3 | | |
| Solder eyelet Ø tolerance | mm | + 0,1 | | |

## Accessories

**Note:** Refer to the Accessories chapter for additional accessories.

| Screwdriver | | Order No. |
|---|---|---|
|  | SD 0,6x3,5x100 | 9008330000 |
| | SDI 0,6x3,5x100 | 9008390000 |

## Ordering data

| Solder pin length | | | | 3.2 mm |
|---|---|---|---|---|
| Colour | | | | orange |
| **Pitch** | **7.62 mm** | | | |
| **Pol.** | L1 | (inch) | **Qty.** | **Order No.** |
| 2 | 7.62 | 0.300 | 100 | **1594460000** |
| 3 | 15.24 | 0.600 | 100 | **1594470000** |

**Representative derating curve**

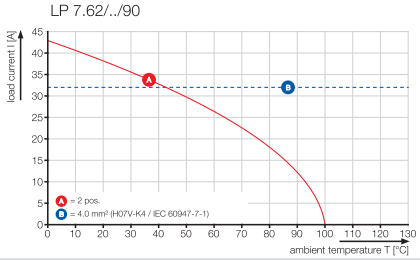




«ЭЛЕКТРО-ПРОФИ» - http://www.ep.ru

## LPP 7.62/../90

**with test point**



**Dimensioned drawing**

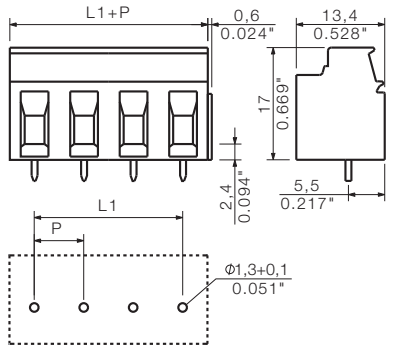


### Ordering data

| Solder pin length | | | | 3.2 mm |
|---|---|---|---|---|
| Colour | | | | orange |
| **Pitch** | **7.62 mm** | | | |
| **Pol.** | L1 | (inch) | **Qty.** | **Order No.** |
| 2 | 7.62 | 0.300 | 100 | **1594480000** |
| 3 | 15.24 | 0.600 | 100 | **1594490000** |

## LP 7.62/../135

**with test point**



**Dimensioned drawing**

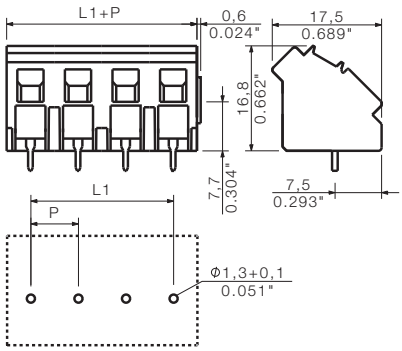


### Ordering data

| Solder pin length | | | | 3.2 mm |
|---|---|---|---|---|
| Colour | | | | orange |
| **Pitch** | **7.62 mm** | | | |
| **Pol.** | L1 | (inch) | **Qty.** | **Order No.** |
| 2 | 7.62 | 0.300 | 100 | **1595790000** |
| 3 | 15.24 | 0.600 | 100 | **1595830000** |

## LP 7.62/../180



**Dimensioned drawing**

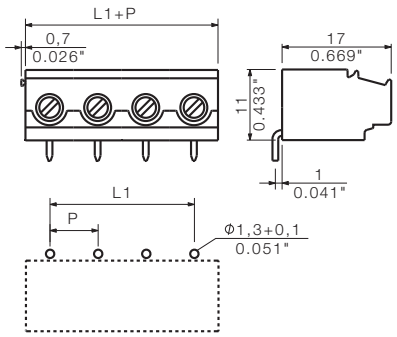


### Ordering data

| Solder pin length | | | | 3.2 mm |
|---|---|---|---|---|
| Colour | | | | orange |
| **Pitch** | **7.62 mm** | | | |
| **Pol.** | L1 | (inch) | **Qty.** | **Order No.** |
| 2 | 7.62 | 0.300 | 100 | **1753890000** |
| 3 | 15.24 | 0.600 | 100 | **1753900000** |

**Additional derating curves**

LPP 7.62/../90

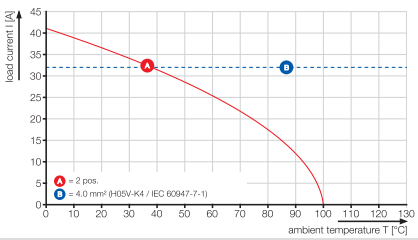


LP 7.62/../135

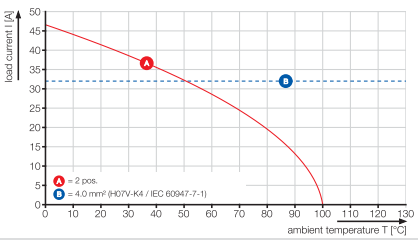


LP 7.62/../180

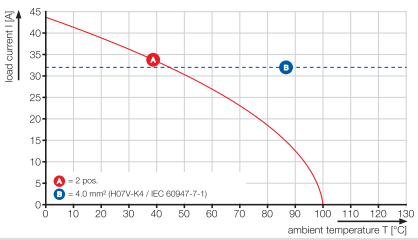




«ЭЛЕКТРО-ПРОФИ» - http://www.ep.ru

# Clamping yoke screw connection

## LL 5.00 & LL 5.08



Single-row PCB Terminal with the proven clamping-yoke screw connection in 5.00 and 5.08-mm pitches, suitable for wire cross-sections up to 6.0 mm².

- Increased derating reserves because WEMID insulating material is used.
- Wire outlet direction: 90°
- 2- and 3-pole block construction can be aligned together for higher pole counts.

## Product data

IEC: 500 V / 32.5 A / 0.5 - 6 mm²
UL: 300 V / 20 A / AWG 28 - 12

**For additional articles and information, refer to catalog.weidmueller.com**

**Note:**

- Rated current related to rated cross-section and min. No. of poles.
- Wire end ferrule without plastic collar to DIN 46228/1
- Wire end ferrule with plastic collar to DIN 46228/4
- P on drg. = pitch
- Rated data refer only to the component itself. Clearance and creepage distances to other components are to be designed in accordance with the relevant application standards.

## LL 5.00/../90



**Dimensioned drawing**

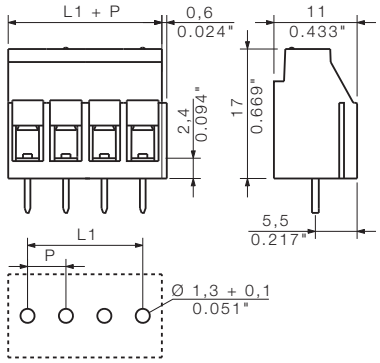


## Technical data

| In compliance with IEC 60664-1 / IEC 61984 | | | | |
|---|---|---|---|---|
| Clamping range, max. | mm² | 0.08...6 | | |
| **Solid core H05(07) V-U** | **mm²** | **0.5...6** | | |
| Stranded H07 V-R | | | | |
| Flexible H05(07) V-K | mm² | 0.5...4 | | |
| Flexible with ferrule | mm² | 0.5...2.5 | | |
| Ferrule with plastic collar | mm² | 0.5...2.5 | | |
| Stripping length | mm | 6 | | |
| Screwdriver blade | mm | 0.6 x 3.5 | | |
| According to norm | | DIN 5264 | | |
| Tightening torque range | Nm | 0.5...0.6 | | |
| **Rated current, max.** | **A** | **32.5** | | **27.5** |
| At ambient temperature | | 20°C | | 40°C |
| For conductor cross-section | mm² | 2.5 | | |
| Overvoltage category | | III | III | II |
| Pollution severity | | 3 | 2 | 2 |
| **Rated voltage** | **V** | **250** | **320** | **500** |
| Rated impulse voltage | kV | 4 | 4 | 4 |
| **UL / CUL (Use Group)** | | **B** | **C** | **D** |
| **Rated voltage** | **V** | **300** | | **300** |
| **Rated current** | **A** | **20** | | **10** |
| **AWG conductor** | **AWG** | **28-12** | | |
| **CSA (Use Group)** | | **B** | **C** | **D** |
| Rated voltage | V | 300 | | 300 |
| Rated current | A | 20 | | 10 |
| AWG conductor | AWG | 28-12 | | |
| **General data** | | | | |
| Type of insulation material | | Wemid (PA) | | |
| Flammability class UL 94 | | V-0 | | |
| Contact base material | | Copper alloy | | |
| Material of contact surface | | tinned | | |
| Pin dimensions = d | mm | 0.75 x 0.9 | | |
| Solder eyelet Ø = D | mm | 1.3 | | |
| Solder eyelet Ø tolerance | mm | + 0,1 | | |

## Accessories

**Note:** Refer to the Accessories chapter for additional accessories.

| Screwdriver | | Order No. |
|---|---|---|
|  | SD 0,6x3,5x100 | 9008330000 |
| | SDI 0,6x3,5x100 | 9008390000 |

## Ordering data

| Solder pin length | | | | 3.2 mm |
|---|---|---|---|---|
| Colour | | | | orange |
| **Pitch** | **5.00 mm** | | | |
| **Pol.** | L1 | (inch) | **Qty.** | **Order No.** |
| 2 | 5.00 | 0.197 | 100 | **1934270000** |
| 3 | 10.00 | 0.394 | 100 | **1934280000** |
| 4 | 15.00 | 0.591 | 100 | **1001720000** |
| 5 | 20.00 | 0.788 | 50 | **1001730000** |
| 6 | 25.00 | 0.985 | 50 | **1001740000** |
| 7 | 30.00 | 1.182 | 50 | **1001750000** |
| 8 | 35.00 | 1.379 | 50 | **1001760000** |
| 9 | 40.00 | 1.576 | 50 | **1001770000** |
| 10 | 45.00 | 1.773 | 50 | **1001780000** |
| 11 | 50.00 | 1.970 | 50 | **1001790000** |
| 12 | 55.00 | 2.167 | 50 | **1001800000** |
| 13 | 60.00 | 2.364 | 50 | **1251330000** |
| 14 | 65.00 | 2.561 | 50 | **1001810000** |
| 15 | 70.00 | 2.758 | 50 | **1251340000** |
| 16 | 75.00 | 2.955 | 50 | **1001820000** |
| 17 | 80.00 | 3.152 | 20 | **1251350000** |
| 18 | 85.00 | 3.349 | 20 | **1251360000** |
| 19 | 90.00 | 3.546 | 20 | **1251370000** |
| 20 | 95.00 | 3.743 | 20 | **1251380000** |
| 21 | 100.00 | 3.940 | 20 | **1251390000** |
| 22 | 105.00 | 4.137 | 20 | **1251410000** |
| 23 | 110.00 | 4.334 | 20 | **1251420000** |
| 24 | 115.00 | 4.531 | 20 | **1001830000** |

**Representative derating curve**

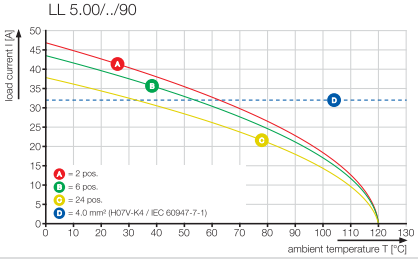




«ЭЛЕКТРО-ПРОФИ» - http://www.ep.ru

## LL 5.08/../90



### Dimensioned drawing

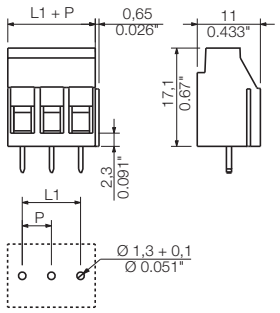


## Ordering data

| Solder pin length | | | | 3.2 mm |
|---|---|---|---|---|
| Colour | | | | orange |
| **Pitch 5.08 mm** | | | | |
| **Pol.** | L1 | (inch) | **Qty.** | **Order No.** |
| 2 | 5.08 | 0.200 | 100 | **1934250000** |
| 3 | 10.16 | 0.400 | 100 | **1934260000** |
| 4 | 15.24 | 0.600 | 100 | **1001850000** |
| 5 | 20.32 | 0.800 | 50 | **1001860000** |
| 6 | 25.40 | 1.000 | 50 | **1001870000** |
| 7 | 30.48 | 1.200 | 50 | **1001880000** |
| 8 | 35.56 | 1.400 | 50 | **1001890000** |
| 9 | 40.64 | 1.600 | 50 | **1001900000** |
| 10 | 45.72 | 1.800 | 50 | **1001910000** |
| 11 | 50.80 | 2.000 | 50 | **1001920000** |
| 12 | 55.88 | 2.200 | 50 | **1001930000** |
| 13 | 60.96 | 2.400 | 50 | **1001940000** |
| 14 | 66.04 | 2.600 | 50 | **1001950000** |
| 15 | 71.12 | 2.800 | 50 | **1001960000** |
| 16 | 76.20 | 3.000 | 50 | **1001970000** |
| 17 | 81.28 | 3.200 | 20 | **1001980000** |
| 18 | 86.36 | 3.400 | 20 | **1001990000** |
| 19 | 91.44 | 3.600 | 20 | **1002000000** |
| 20 | 96.52 | 3.800 | 20 | **1002010000** |
| 21 | 101.60 | 4.000 | 20 | **1002020000** |
| 22 | 106.68 | 4.200 | 20 | **1002030000** |
| 23 | 111.76 | 4.400 | 20 | **1002040000** |
| 24 | 116.84 | 4.600 | 20 | **1002050000** |

### Additional derating curves

LL 5.08/../90

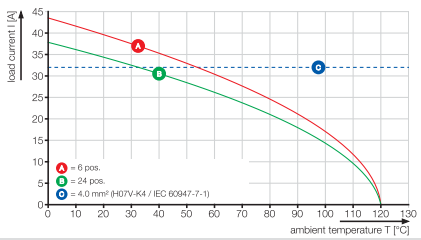




«ЭЛЕКТРО-ПРОФИ» - http://www.ep.ru

# Clamping yoke screw connection

## LL 5.00, multi level



Multi-level PCB Terminal with the proven clamping-yoke screw connection in 5.00-mm pitch, suitable for wire cross-sections up to 6.0 mm².

- Increased derating reserves because WEMID insulating material is used.
- Wire outlet direction: 90°
- Block construction can be aligned together for higher pole counts

## Product data

IEC: 500 V / 32.5 A / 0.5 - 6 mm²
UL: 300 V / 20 A / AWG 28 - 12

**For additional articles and information, refer to catalog.weidmueller.com**

**Note:**

- Rated current related to rated cross-section and min. No. of poles.
- Wire end ferrule without plastic collar to DIN 46228/1
- Wire end ferrule with plastic collar to DIN 46228/4
- P on drg. = pitch
- Rated data refer only to the component itself. Clearance and creepage distances to other components are to be designed in accordance with the relevant application standards.

## LL1N 5.00/../90



**Dimensioned drawing**

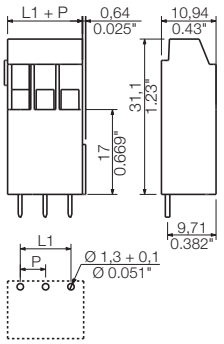


## Technical data

| In compliance with IEC 60664-1 / IEC 61984 | | | | |
|---|---|---|---|---|
| Clamping range, max. | mm² | 0.08...6 | | |
| **Solid core H05(07) V-U** | **mm²** | **0.5...6** | | |
| Stranded H07 V-R | | | | |
| Flexible H05(07) V-K | mm² | 0.5...4 | | |
| Flexible with ferrule | mm² | 0.5...2.5 | | |
| Ferrule with plastic collar | mm² | 0.5...2.5 | | |
| Stripping length | mm | 6 | | |
| Screwdriver blade | mm | 0.6 x 3.5 | | |
| According to norm | | DIN 5264 | | |
| Tightening torque range | Nm | 0.5...0.6 | | |
| **Rated current, max.** | **A** | **32.5** | | **27.5** |
| At ambient temperature | | 20°C | | 40°C |
| For conductor cross-section | mm² | 2.5 | | |
| Overvoltage category | | III | III | II |
| Pollution severity | | 3 | 2 | 2 |
| **Rated voltage** | **V** | **250** | **320** | **500** |
| Rated impulse voltage | kV | 4 | 4 | 4 |
| **UL / CUL (Use Group)** | | **B** | **C** | **D** |
| **Rated voltage** | **V** | **300** | | **300** |
| **Rated current** | **A** | **20** | | **10** |
| **AWG conductor** | **AWG** | **28-12** | | |
| **CSA (Use Group)** | | **B** | **C** | **D** |
| Rated voltage | V | 300 | | 300 |
| Rated current | A | 20 | | 10 |
| AWG conductor | AWG | 28-12 | | |
| **General data** | | | | |
| Type of insulation material | | Wemid (PA) | | |
| Flammability class UL 94 | | V-0 | | |
| Contact base material | | Copper alloy | | |
| Material of contact surface | | tinned | | |
| Pin dimensions = d | mm | 0.75 x 0.9 | | |
| Solder eyelet Ø = D | mm | 1.3 | | |
| Solder eyelet Ø tolerance | mm | + 0,1 | | |

## Accessories

**Note:** Refer to the Accessories chapter for additional accessories.

| Screwdriver | | Order No. |
|---|---|---|
|  | SD 0,6x3,5x100 | 9008330000 |
| | SDI 0,6x3,5x100 | 9008390000 |

## Ordering data

| Solder pin length | | | | 3.2 mm |
|---|---|---|---|---|
| Colour | | | | orange |
| **Pitch** | **5.00 mm** | | | |
| **Pol.** | L1 | (inch) | **Qty.** | **Order No.** |
| 2 | 5.00 | 0.197 | 100 | **1975250000** |
| 3 | 10.00 | 0.394 | 100 | **1975260000** |
| 4 | 15.00 | 0.591 | 100 | **1975270000** |
| 5 | 20.00 | 0.788 | 50 | **1975280000** |
| 6 | 25.00 | 0.985 | 50 | **1975290000** |
| 7 | 30.00 | 1.182 | 50 | **1975300000** |
| 8 | 35.00 | 1.379 | 50 | **1975310000** |
| 9 | 40.00 | 1.576 | 50 | **1975320000** |
| 10 | 45.00 | 1.773 | 50 | **1975330000** |
| 11 | 50.00 | 1.970 | 50 | **1975340000** |
| 12 | 55.00 | 2.167 | 50 | **1975350000** |

**Representative derating curve**

LL1N 5.00/../90

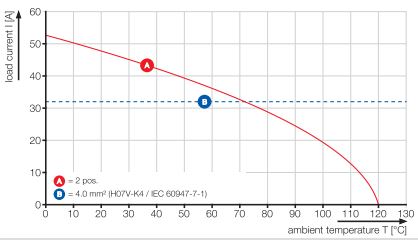




«ЭЛЕКТРО-ПРОФИ» - http://www.ep.ru

## LL2N 5.00/../90



**Dimensioned drawing**

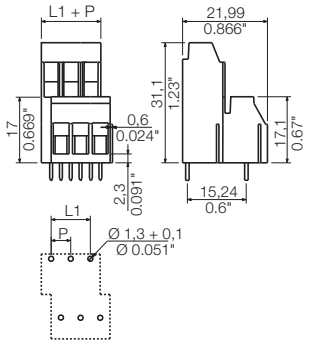


## Ordering data

| Solder pin length | | | | 3.2 mm |
|---|---|---|---|---|
| Colour | | | | orange |
| **Pitch** | **5.00 mm** | | | |
| **Pol.** | L1 | (inch) | **Qty.** | **Order No.** |
| 4 | 10.00 | 0.197 | 50 | **1934310000** |
| 8 | 15.00 | 0.591 | 50 | **1977260000** |
| 12 | 25.00 | 0.985 | 50 | **1977280000** |
| 16 | 35.00 | 1.379 | 20 | **1977310000** |
| 20 | 45.00 | 1.773 | 20 | **1977330000** |
| 24 | 55.00 | 2.167 | 10 | **1977350000** |
| 28 | 65.00 | 2.561 | 10 | **1977370000** |
| 32 | 75.00 | 2.955 | 10 | **1977390000** |
| 36 | 85.00 | 3.349 | 10 | **1977410000** |
| 40 | 95.00 | 3.743 | 10 | **1977430000** |
| 44 | 105.00 | 4.137 | 10 | **1977450000** |
| 48 | 115.00 | 4.531 | 10 | **1977470000** |

## LL3R 5.00/../90



**Dimensioned drawing**

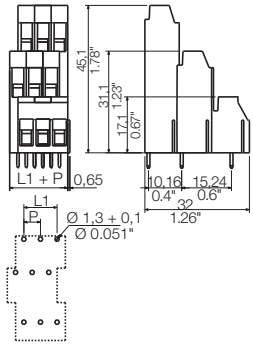


## Ordering data

| Solder pin length | | | | 3.2 mm |
|---|---|---|---|---|
| Colour | | | | orange |
| **Pitch** | **5.00 mm** | | | |
| **Pol.** | L1 | (inch) | **Qty.** | **Order No.** |
| 6 | 5.00 | 0.197 | 50 | **1934360000** |
| 12 | 15.00 | 0.591 | 50 | **1978850000** |
| 18 | 25.00 | 0.985 | 25 | **1978870000** |
| 24 | 35.00 | 1.379 | 20 | **1978890000** |
| 30 | 45.00 | 1.773 | 10 | **1978910000** |
| 36 | 55.00 | 2.167 | 10 | **1978930000** |
| 42 | 65.00 | 2.561 | 10 | **1978950000** |
| 48 | 75.00 | 2.955 | 10 | **1978970000** |
| 54 | 85.00 | 3.349 | 10 | **1978990000** |
| 60 | 95.00 | 3.743 | 5 | **1979010000** |
| 66 | 105.00 | 4.137 | 5 | **1979030000** |
| 72 | 115.00 | 4.531 | 5 | **1979050000** |

**Additional derating curves**

LL2N 5.00/../90

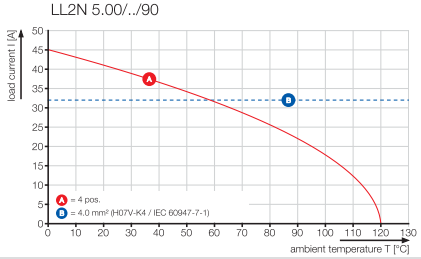


LL3R 5.00/../90

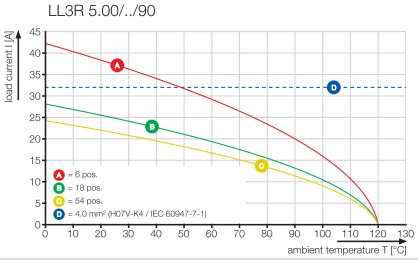




«ЭЛЕКТРО-ПРОФИ» - http://www.ep.ru

# Clamping yoke screw connection

## LL 5.08, multi level



Multi-level PCB Terminal with the proven clamping-yoke screw connection in 5.08-mm pitch, suitable for wire cross-sections up to 6.0 mm².

- Increased derating reserves because WEMID insulating material is used.
- Wire outlet direction: 90°
- Block construction can be aligned together for higher pole counts

## Product data

IEC: 500 V / 32.5 A / 0.5 - 6 mm²
UL: 300 V / 20 A / AWG 28 - 12

**For additional articles and information, refer to catalog.weidmueller.com**

**Note:**

- Rated current related to rated cross-section and min. No. of poles.
- Wire end ferrule without plastic collar to DIN 46228/1
- Wire end ferrule with plastic collar to DIN 46228/4
- P on drg. = pitch
- Rated data refer only to the component itself. Clearance and creepage distances to other components are to be designed in accordance with the relevant application standards.

## LL1N 5.08/../90



**Dimensioned drawing**

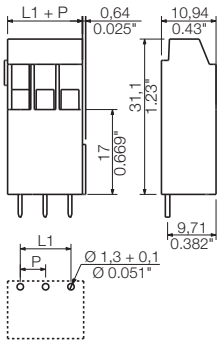


## Technical data

| In compliance with IEC 60664-1 / IEC 61984 | | | | |
|---|---|---|---|---|
| Clamping range, max. | mm² | 0.08...6 | | |
| **Solid core H05(07) V-U** | **mm²** | **0.5...6** | | |
| Stranded H07 V-R | | | | |
| Flexible H05(07) V-K | mm² | 0.5...4 | | |
| Flexible with ferrule | mm² | 0.5...2.5 | | |
| Ferrule with plastic collar | mm² | 0.5...2.5 | | |
| Stripping length | mm | 6 | | |
| Screwdriver blade | mm | 0.6 x 3.5 | | |
| According to norm | | DIN 5264 | | |
| Tightening torque range | Nm | 0.5...0.6 | | |
| **Rated current, max.** | **A** | **32.5** | | **27.5** |
| At ambient temperature | | 20°C | | 40°C |
| For conductor cross-section | mm² | 2.5 | | |
| Overvoltage category | | III | III | II |
| Pollution severity | | 3 | 2 | 2 |
| **Rated voltage** | **V** | **250** | **320** | **500** |
| Rated impulse voltage | kV | 4 | 4 | 4 |
| **UL / CUL (Use Group)** | | **B** | **C** | **D** |
| **Rated voltage** | **V** | **300** | | **300** |
| **Rated current** | **A** | **20** | | **10** |
| **AWG conductor** | **AWG** | **28-12** | | |
| **CSA (Use Group)** | | **B** | **C** | **D** |
| Rated voltage | V | 300 | | 300 |
| Rated current | A | 20 | | 10 |
| AWG conductor | AWG | 28-12 | | |
| **General data** | | | | |
| Type of insulation material | | Wemid (PA) | | |
| Flammability class UL 94 | | V-0 | | |
| Contact base material | | Copper alloy | | |
| Material of contact surface | | tinned | | |
| Pin dimensions = d | mm | 0.75 x 0.9 | | |
| Solder eyelet Ø = D | mm | 1.3 | | |
| Solder eyelet Ø tolerance | mm | + 0,1 | | |

## Accessories

**Note:** Refer to the Accessories chapter for additional accessories.

| Screwdriver | Order No. |
|---|---|
| SD 0,6x3,5x100 | 9008330000 |
| SDI 0,6x3,5x100 | 9008390000 |

## Ordering data

**Solder pin length** 3.2 mm
**Colour** orange

**Pitch 5.08 mm**

| Pol. | L1 | (inch) | Qty. | Order No. |
|---|---|---|---|---|
| 2 | 5.08 | 0.200 | 100 | 1975360000 |
| 3 | 10.16 | 0.400 | 100 | 1975370000 |
| 4 | 15.24 | 0.600 | 100 | 1975380000 |
| 5 | 20.32 | 0.800 | 50 | 1975390000 |
| 6 | 25.40 | 1.000 | 50 | 1975400000 |
| 7 | 30.48 | 1.200 | 50 | 1975410000 |
| 8 | 35.56 | 1.400 | 50 | 1975420000 |
| 9 | 40.64 | 1.600 | 50 | 1975430000 |
| 10 | 45.72 | 1.800 | 50 | 1975440000 |
| 11 | 50.80 | 2.000 | 50 | 1975460000 |
| 12 | 55.88 | 2.200 | 50 | 1975470000 |

**Representative derating curve**

LL1N 5.08/../90

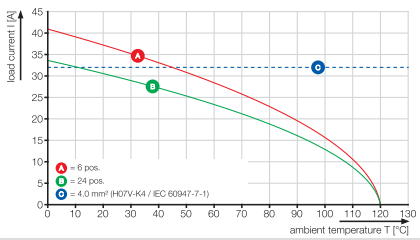




«ЭЛЕКТРО-ПРОФИ» - http://www.ep.ru

## LL2N 5.08/../90



**Dimensioned drawing**

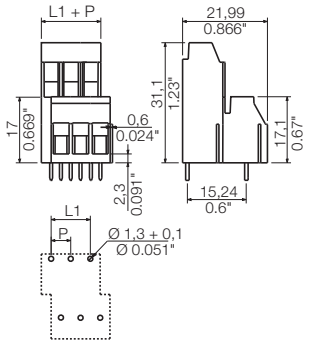


### Ordering data

| Solder pin length | | | | 3.2 mm |
|---|---|---|---|---|
| Colour | | | | orange |
| **Pitch** | **5.08 mm** | | | |
| **Pol.** | L1 | (inch) | **Qty.** | **Order No.** |
| 8 | 15.24 | 0.600 | 50 | **1977480000** |
| 12 | 25.40 | 1.000 | 50 | **1977500000** |
| 16 | 35.56 | 1.400 | 20 | **1977520000** |
| 20 | 45.72 | 1.800 | 20 | **1977540000** |
| 24 | 55.88 | 2.200 | 10 | **1977560000** |
| 28 | 66.04 | 2.600 | 10 | **1977580000** |
| 32 | 76.20 | 3.000 | 10 | **1977600000** |
| 36 | 86.36 | 3.400 | 10 | **1977620000** |
| 40 | 96.52 | 3.800 | 10 | **1977640000** |
| 44 | 106.68 | 4.200 | 10 | **1977660000** |
| 48 | 116.84 | 4.600 | 10 | **1977680000** |

## LL3R 5.08/../90



**Dimensioned drawing**

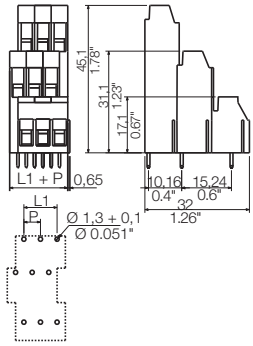


### Ordering data

| Solder pin length | | | | 3.2 mm |
|---|---|---|---|---|
| Colour | | | | orange |
| **Pitch** | **5.08 mm** | | | |
| **Pol.** | L1 | (inch) | **Qty.** | **Order No.** |
| 6 | 5.08 | 0.200 | 50 | **1934340000** |
| 12 | 15.24 | 0.600 | 50 | **1979060000** |
| 18 | 25.40 | 1.000 | 25 | **1979080000** |
| 24 | 35.56 | 1.400 | 20 | **1979100000** |
| 30 | 45.72 | 1.800 | 10 | **1979120000** |
| 36 | 55.88 | 2.200 | 10 | **1979140000** |
| 42 | 66.04 | 2.600 | 10 | **1979160000** |
| 48 | 76.20 | 3.000 | 10 | **1979180000** |
| 54 | 86.36 | 3.400 | 10 | **1979200000** |
| 60 | 96.52 | 3.800 | 5 | **1979220000** |
| 66 | 106.68 | 4.200 | 5 | **1979240000** |
| 72 | 116.84 | 4.600 | 5 | **1979260000** |

**Additional derating curves**

LL2N 5.08/../90

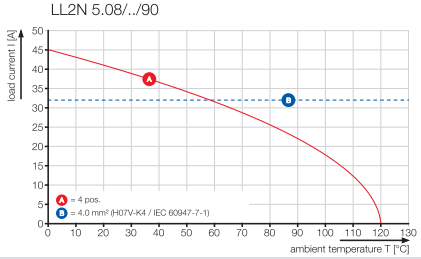


LL3R 5.08/../90

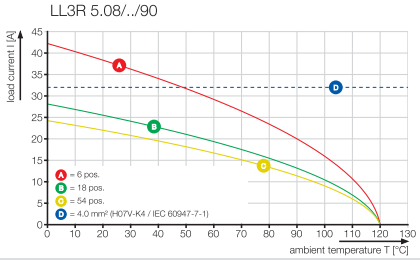




«ЭЛЕКТРО-ПРОФИ» - http://www.ep.ru

# Clamping yoke screw connection

## LL 9.52



Single-row PCB Terminal with the proven clamping-yoke screw connection in 9.52-mm pitch, suitable for wire cross-sections up to 6.0 mm².

- Increased derating reserves because WEMID insulating material is used.
- Wire outlet direction: 90°
- 2- and 3-pole block construction can be aligned together for higher pole counts.

## Product data

IEC: 1000 V / 32 A / 0.18 - 6 mm²
UL: 300 V / 30 A / AWG 26 - 10

**For additional articles and information, refer to catalog.weidmueller.com**

**Note:**

- Rated current related to rated cross-section and min. No. of poles.
- Wire end ferrule without plastic collar to DIN 46228/1
- Wire end ferrule with plastic collar to DIN 46228/4
- P on drg. = pitch
- Rated data refer only to the component itself. Clearance and creepage distances to other components are to be designed in accordance with the relevant application standards.

## LL 9.52/../90



**Dimensioned drawing**

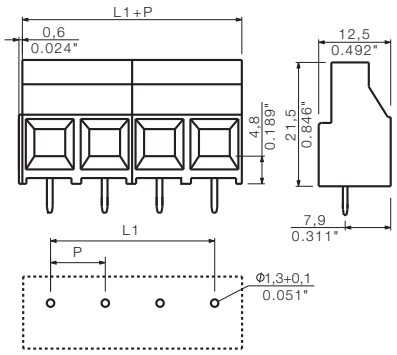


## Technical data

| In compliance with IEC 60664-1 / IEC 61984 | | | | |
|---|---|---|---|---|
| Clamping range, max. | mm² | 0.18...6 | | |
| **Solid core H05(07) V-U** | **mm²** | **0.18...6** | | |
| Stranded H07 V-R | | | | |
| Flexible H05(07) V-K | mm² | 0.22...4 | | |
| Flexible with ferrule | mm² | 0.5...2.5 | | |
| Ferrule with plastic collar | mm² | 0.5...2.5 | | |
| Stripping length | mm | 7 | | |
| Screwdriver blade | mm | 0.8 x 4.0 | | |
| According to norm | | DIN 5264 | | |
| Tightening torque range | Nm | 0.5...0.6 | | |
| **Rated current, max.** | **A** | **32** | | **32** |
| At ambient temperature | | 20°C | | 40°C |
| For conductor cross-section | mm² | 4 | | |
| Overvoltage category | | III | III | II |
| Pollution severity | | 3 | 2 | 2 |
| **Rated voltage** | **V** | **690** | **1000** | **1000** |
| Rated impulse voltage | kV | 8 | 8 | 6 |
| **UL / CUL (Use Group)** | | **B** | **C** | **D** |
| **Rated voltage** | **V** | **300** | **300** | |
| **Rated current** | **A** | **30** | **30** | |
| **AWG conductor** | **AWG** | **26-10** | | |
| **CSA (Use Group)** | | **B** | **C** | **D** |
| Rated voltage | V | 300 | 300 | |
| Rated current | A | 30 | 35 | |
| AWG conductor | AWG | 26-10 | | |
| **General data** | | | | |
| Type of insulation material | | Wemid (PA) | | |
| Flammability class UL 94 | | V-0 | | |
| Contact base material | | Copper alloy | | |
| Material of contact surface | | tinned | | |
| Pin dimensions = d | mm | 0.5 x 1.0 | | |
| Solder eyelet Ø = D | mm | 1.3 | | |
| Solder eyelet Ø tolerance | mm | + 0,1 | | |

## Accessories

**Note:** Refer to the Accessories chapter for additional accessories.

| Screwdriver | | Order No. |
|---|---|---|
|  | SD 0,8x4,0x100 | 9008340000 |
| | SDI 0,8x4,0x100 | 9008400000 |
| **Crosshead screwdriver** | | |
|  | SDK PZ1 | 9008530000 |

## Ordering data

| Solder pin length | | | | 5 mm |
|---|---|---|---|---|
| Colour | | | | orange |
| **Pitch** | **9.52 mm** | | | |
| **Pol.** | L1 | (inch) | **Qty.** | **Order No.** |
| 2 | 9.52 | 0.375 | 100 | **1724680000** |
| 3 | 19.04 | 0.750 | 100 | **1724690000** |

**Representative derating curve**

LL 9.52/../90

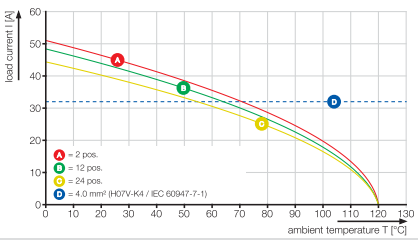




«ЭЛЕКТРО-ПРОФИ» - http://www.ep.ru

## LL 9.52, multi level



Double-level PCB Terminal with the proven clamping-yoke screw connection in 9.52-mm pitch, suitable for wire cross-sections up to 6 mm².

- Increased derating reserves because WEMID insulating material is used.
- Wire outlet direction: 90°
- Block construction can be aligned together for higher pole counts

## Product data

IEC: 1000 V / 32 A / 0.18 - 6 mm²
UL: 300 V / 30 A / AWG 26 - 10

**For additional articles and information, refer to catalog.weidmueller.com**

**Note:**

- Rated current related to rated cross-section and min. No. of poles.
- Wire end ferrule without plastic collar to DIN 46228/1
- Wire end ferrule with plastic collar to DIN 46228/4
- P on drg. = pitch
- Rated data refer only to the component itself. Clearance and creepage distances to other components are to be designed in accordance with the relevant application standards.

## LL2N 9.52/../90



**Dimensioned drawing**

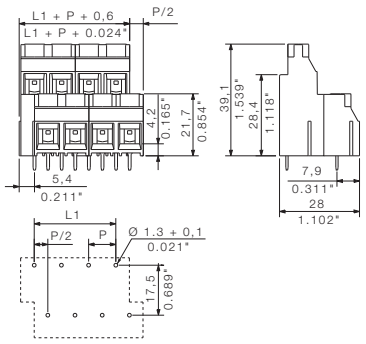


## Technical data

| In compliance with IEC 60664-1 / IEC 61984 | | | | |
|---|---|---|---|---|
| Clamping range, max. | mm² | 0.18...6 | | |
| **Solid core H05(07) V-U** | **mm²** | **0.18...6** | | |
| Stranded H07 V-R | | | | |
| Flexible H05(07) V-K | mm² | 0.22...4 | | |
| Flexible with ferrule | mm² | 0.5...2.5 | | |
| Ferrule with plastic collar | mm² | 0.5...2.5 | | |
| Stripping length | mm | 7 | | |
| Screwdriver blade | mm | 0.8 x 4.0 | | |
| According to norm | | DIN 5264 | | |
| Tightening torque range | Nm | 0.5...0.6 | | |
| **Rated current, max.** | **A** | **32** | | **32** |
| At ambient temperature | | 20°C | | 40°C |
| For conductor cross-section | mm² | 4 | | |
| Overvoltage category | | III | III | II |
| Pollution severity | | 3 | 2 | 2 |
| **Rated voltage** | **V** | **690** | **690** | **1000** |
| Rated impulse voltage | kV | 6 | 6 | 6 |
| **UL / CUL (Use Group)** | | **B** | **C** | **D** |
| **Rated voltage** | **V** | **300** | **300** | |
| **Rated current** | **A** | **30** | **30** | |
| **AWG conductor** | **AWG** | **26-10** | | |
| **CSA (Use Group)** | | **B** | **C** | **D** |
| Rated voltage | V | 300 | 300 | |
| Rated current | A | 30 | 30 | |
| AWG conductor | AWG | 26-10 | | |
| **General data** | | | | |
| Type of insulation material | | Wemid (PA) | | |
| Flammability class UL 94 | | V-0 | | |
| Contact base material | | Copper alloy | | |
| Material of contact surface | | tinned | | |
| Pin dimensions = d | mm | 0.5 x 1.0 | | |
| Solder eyelet Ø = D | mm | 1.3 | | |
| Solder eyelet Ø tolerance | mm | + 0,1 | | |

## Accessories

**Note:** Refer to the Accessories chapter for additional accessories.

| Screwdriver | | Order No. |
|---|---|---|
| | SD 0,8x4,0x100 | 9008340000 |
| | SDI 0,8x4,0x100 | 9008400000 |
| **Crosshead screwdriver** | | |
| | SDK PZ1 | 9008530000 |

## Ordering data

| Solder pin length | | | | 5 mm |
|---|---|---|---|---|
| Colour | | | | orange |
| **Pitch** | **9.52 mm** | | | |
| **Pol.** | L1 | (inch) | **Qty.** | **Order No.** |
| 4 | 9.52 | 3.750 | 10 | **1926350000** |
| 8 | 28.56 | 11.250 | 10 | **1926360000** |
| 12 | 47.60 | 18.750 | 10 | **1926370000** |
| 16 | 66.64 | 26.250 | 5 | **1926380000** |
| 20 | 85.68 | 33.750 | 5 | **1926390000** |
| 24 | 104.72 | 41.250 | 5 | **1926400000** |

**Representative derating curve**

LL2N 9.52/../90

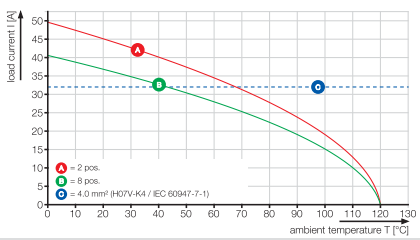




«ЭЛЕКТРО-ПРОФИ» - http://www.ep.ru

## TOP 1.5GS/../ -5.08



PCB Terminal with TOP screw connection, in 5.08-mm pitch, for wire cross-sections up to 2.5 mm².

- Wire entry and screw connection in the same direction.
- Wire outlet direction: 90° and 180°

## Product data

IEC: 630 V / 24 A / 0.5 - 2.5 mm²
UL: 300 V / 10 A / AWG 26 - 14

**For additional articles and information, refer to catalog.weidmueller.com**

**Note:**

- Additional colours on request
- Rated current related to rated cross-section and min. No. of poles.
- Wire end ferrule without plastic collar to DIN 46228/1
- Wire end ferrule with plastic collar to DIN 46228/4
- Crimp form A for wire end ferrules with PZ 6/5 crimping tool are recommended for the largest cable sizes.
- P on drg. = pitch
- Rated data refer only to the component itself. Clearance and creepage distances to other components are to be designed in accordance with the relevant application standards.

## TOP 1.5GS/../90-5.08



**Dimensioned drawing**

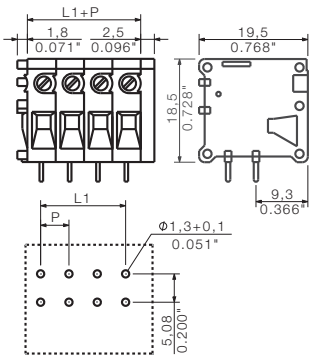


## Technical data

| In compliance with IEC 60664-1 / IEC 61984 | | | | |
|---|---|---|---|---|
| Clamping range, max. | mm² | 0.13...2.5 | | |
| **Solid core H05(07) V-U** | **mm²** | **0.5...2.5** | | |
| Stranded H07 V-R | | | | |
| Flexible H05(07) V-K | mm² | 0.5...2.5 | | |
| Flexible with ferrule | mm² | 0.5...2.5 | | |
| Ferrule with plastic collar | mm² | 0.5...2.5 | | |
| Stripping length | mm | 10 | | |
| Screwdriver blade | mm | 0.6 x 3.5 | | |
| According to norm | | DIN 5264 | | |
| Tightening torque range | Nm | 0.4...0.5 | | |
| **Rated current, max.** | **A** | **24** | | **21** |
| At ambient temperature | | 20°C | | 40°C |
| For conductor cross-section | mm² | 2.5 | | |
| Overvoltage category | | III | III | II |
| Pollution severity | | 3 | 2 | 2 |
| **Rated voltage** | **V** | **250** | **320** | **630** |
| Rated impulse voltage | kV | 2.5 | 2.5 | 2.5 |
| **UL / CUL (Use Group)** | | **B** | **C** | **D** |
| **Rated voltage** | **V** | **300** | | **300** |
| **Rated current** | **A** | **10** | | **10** |
| **AWG conductor** | **AWG** | **26-14** | | |
| **CSA (Use Group)** | | **B** | **C** | **D** |
| Rated voltage | V | 300 | | 300 |
| Rated current | A | 10 | | 10 |
| AWG conductor | AWG | 26-14 | | |
| **General data** | | | | |
| Type of insulation material | | PA | | |
| Flammability class UL 94 | | V-2 | | |
| Contact base material | | CuZn | | |
| Material of contact surface | | tinned | | |
| Pin dimensions = d | mm | 0.8 x 1.0 | | |
| Solder eyelet Ø = D | mm | 1.3 | | |
| Solder eyelet Ø tolerance | mm | + 0,1 | | |

## Accessories

**Note:** Refer to the Accessories chapter for additional accessories.

| Mounting block | | Order No. |
|---|---|---|
|  | TOP1.5GS BB OR | **1539860000** |
| **Screwdriver** | | |
|  | SD 0,6x3,5x100 | **9008330000** |
| | SDI 0,6x3,5x100 | **9008390000** |

## Ordering data

| Solder pin length | | | | 3.5 mm |
|---|---|---|---|---|
| Colour | | | | orange |
| **Pitch** | **5.08 mm** | | | |
| **Pol.** | L1 | (inch) | **Qty.** | **Order No.** |
| 2 | 5.08 | 0.200 | 100 | **0641960000** |
| 3 | 10.16 | 0.400 | 100 | **0642060000** |
| 4 | 15.24 | 0.600 | 50 | **0642160000** |
| 5 | 20.32 | 0.800 | 50 | **1578820000** |
| 6 | 25.40 | 1.000 | 50 | **0593860000** |
| 7 | 30.48 | 1.200 | 50 | **0593960000** |
| 8 | 35.56 | 1.400 | 50 | **0594060000** |
| 9 | 40.64 | 1.600 | 50 | **0594160000** |
| 10 | 45.72 | 1.800 | 50 | **0642260000** |
| 11 | 50.80 | 2.000 | 50 | **0594260000** |
| 12 | 55.88 | 2.200 | 50 | **0594360000** |
| 13 | 60.96 | 2.400 | 50 | **0594460000** |
| 14 | 66.04 | 2.600 | 50 | **0594560000** |
| 15 | 71.12 | 2.800 | 50 | **0594660000** |
| 16 | 76.20 | 3.000 | 20 | **0642360000** |
| 17 | 81.28 | 3.200 | 20 | **0594760000** |
| 18 | 86.36 | 3.400 | 20 | **1707040000** |
| 19 | 91.44 | 3.600 | 10 | **0594960000** |
| 20 | 96.52 | 3.800 | 10 | **0595060000** |
| 21 | 101.60 | 4.000 | 10 | **0595160000** |
| 22 | 106.68 | 4.200 | 10 | **0595260000** |
| 23 | 111.76 | 4.400 | 10 | **0595360000** |
| 24 | 116.84 | 4.600 | 10 | **0595460000** |

**Representative derating curve**

TOP 1.5GS/../90-5.08

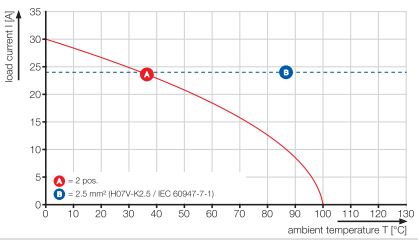




«ЭЛЕКТРО-ПРОФИ» - http://www.ep.ru

## TOP 1.5GS/../180-5.08



**Dimensioned drawing**

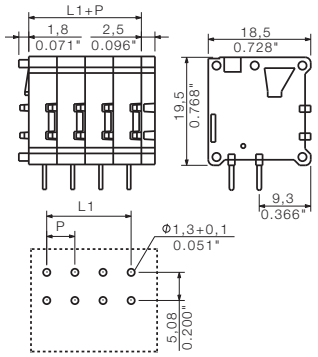


## Ordering data

| | |
|---|---|
| **Solder pin length** | **4.5 mm** |
| **Colour** | **orange** |

**Pitch 5.08 mm**

| Pol. | L1 | (inch) | Qty. | Order No. |
|---|---|---|---|---|
| 2 | 5.08 | 0.200 | 100 | **0569960000** |
| 3 | 10.16 | 0.400 | 100 | **0570160000** |
| 4 | 15.24 | 0.600 | 50 | **0570360000** |
| 5 | 20.32 | 0.800 | 50 | **0597360000** |
| 6 | 25.40 | 1.000 | 50 | **0597460000** |
| 7 | 30.48 | 1.200 | 50 | **1695700000** |
| 8 | 35.56 | 1.400 | 25 | **0597660000** |
| 9 | 40.64 | 1.600 | 20 | **1474660000** |
| 10 | 45.72 | 1.800 | 20 | **0570560000** |
| 11 | 50.80 | 2.000 | 20 | **1474760000** |
| 12 | 55.88 | 2.200 | 20 | **0597960000** |
| 13 | 60.96 | 2.400 | 20 | **1724740000** |
| 14 | 66.04 | 2.600 | 20 | **0598160000** |
| 15 | 71.12 | 2.800 | 20 | **1782490000** |
| 16 | 76.20 | 3.000 | 20 | **0570760000** |
| 17 | 81.28 | 3.200 | 20 | **0598360000** |
| 18 | 86.36 | 3.400 | 20 | **0598460000** |
| 19 | 91.44 | 3.600 | 20 | **0598560000** |
| 20 | 96.52 | 3.800 | 20 | **0598660000** |
| 21 | 101.60 | 4.000 | 10 | **0598760000** |
| 22 | 106.68 | 4.200 | 10 | **0598860000** |
| 23 | 111.76 | 4.400 | 10 | **0598960000** |
| 24 | 116.84 | 4.600 | 10 | **0599060000** |

**Additional derating curves**

TOP 1.5GS/../180-5.08

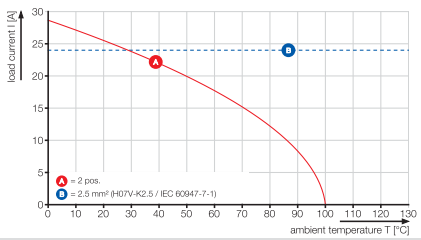




«ЭЛЕКТРО-ПРОФИ» - http://www.ep.ru

## TOP 1.5GS/../ -7.62



PCB Terminal with TOP screw connection, in 7.62-mm pitch, for wire cross-sections up to 2.5 mm².

- Wire entry and screw connection in the same direction.
- Wire outlet direction: 90° and 180°

## Product data

IEC: 1000 V / 24 A / 0.5 - 2.5 mm²
UL: 300 V / 10 A / AWG 26 - 14

**For additional articles and information, refer to catalog.weidmueller.com**

**Note:**

- Additional colours on request
- Rated current related to rated cross-section and min. No. of poles.
- Wire end ferrule without plastic collar to DIN 46228/1
- Wire end ferrule with plastic collar to DIN 46228/4
- Crimp form A for wire end ferrules with PZ 6/5 crimping tool are recommended for the largest cable sizes.
- P on drg. = pitch
- Rated data refer only to the component itself. Clearance and creepage distances to other components are to be designed in accordance with the relevant application standards.

## TOP 1.5GS/../90-7.62



**Dimensioned drawing**

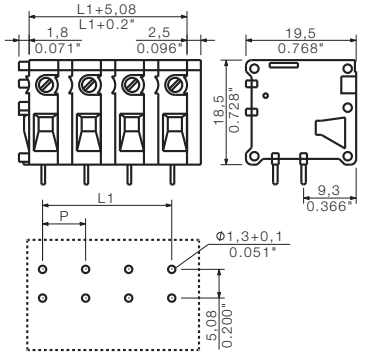


## Technical data

| In compliance with IEC 60664-1 / IEC 61984 | | | | |
|---|---|---|---|---|
| Clamping range, max. | mm² | 0.13...2.5 | | |
| **Solid core H05(07) V-U** | **mm²** | **0.5...2.5** | | |
| Stranded H07 V-R | | | | |
| Flexible H05(07) V-K | mm² | 0.5...2.5 | | |
| Flexible with ferrule | mm² | 0.5...2.5 | | |
| Ferrule with plastic collar | mm² | 0.5...2.5 | | |
| Stripping length | mm | 10 | | |
| Screwdriver blade | mm | 0.6 x 3.5 | | |
| According to norm | | DIN 5264 | | |
| Tightening torque range | Nm | 0.4...0.5 | | |
| **Rated current, max.** | **A** | **24** | | **21** |
| At ambient temperature | | 20°C | | 40°C |
| For conductor cross-section | mm² | 2.5 | | |
| Overvoltage category | | III | III | II |
| Pollution severity | | 3 | 2 | 2 |
| **Rated voltage** | **V** | **400** | **630** | **1000** |
| Rated impulse voltage | kV | 4 | 4 | 4 |
| **UL / CUL (Use Group)** | | **B** | **C** | **D** |
| **Rated voltage** | **V** | **300** | | **300** |
| **Rated current** | **A** | **10** | | **10** |
| **AWG conductor** | **AWG** | **26-14** | | |
| **CSA (Use Group)** | | **B** | **C** | **D** |
| Rated voltage | V | 300 | | 300 |
| Rated current | A | 10 | | 10 |
| AWG conductor | AWG | 26-14 | | |
| **General data** | | | | |
| Type of insulation material | | PA | | |
| Flammability class UL 94 | | V-2 | | |
| Contact base material | | CuZn | | |
| Material of contact surface | | tinned | | |
| Pin dimensions = d | mm | 0.8 x 1.0 | | |
| Solder eyelet Ø = D | mm | 1.3 | | |
| Solder eyelet Ø tolerance | mm | + 0,1 | | |

## Accessories

**Note:** Refer to the Accessories chapter for additional accessories.

| Mounting block | | Order No. |
|---|---|---|
|  | TOP1.5GS BB OR | **1539860000** |
| **Screwdriver** | | |
|  | SD 0,6x3,5x100 | **9008330000** |
| | SDI 0,6x3,5x100 | **9008390000** |

## Ordering data

| Solder pin length | | | | 3.5 mm |
|---|---|---|---|---|
| Colour | | | | orange |
| **Pitch** | **7.62 mm** | | | |
| **Pol.** | L1 | (inch) | **Qty.** | **Order No.** |
| 2 | 7.62 | 0.300 | 100 | **0393360000** |
| 3 | 15.24 | 0.600 | 100 | **0393460000** |
| 4 | 22.86 | 0.900 | 50 | **0393560000** |
| 5 | 30.48 | 1.200 | 25 | **0393660000** |
| 6 | 38.10 | 1.500 | 20 | **1683990000** |
| 7 | 45.72 | 1.800 | 20 | **1647310000** |
| 8 | 53.34 | 2.100 | 20 | **0642460000** |
| 9 | 60.96 | 2.400 | 20 | **0393960000** |
| 10 | 68.58 | 2.700 | 20 | **0642560000** |
| 11 | 76.20 | 3.000 | 20 | **0394060000** |
| 12 | 83.82 | 3.300 | 20 | **0394160000** |

**Representative derating curve**

TOP 1.5GS/../90-7.62

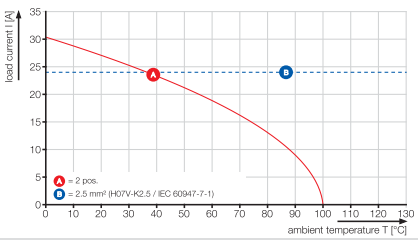




«ЭЛЕКТРО-ПРОФИ» - http://www.ep.ru

## TOP 1.5GS/../180-7.62



**Dimensioned drawing**

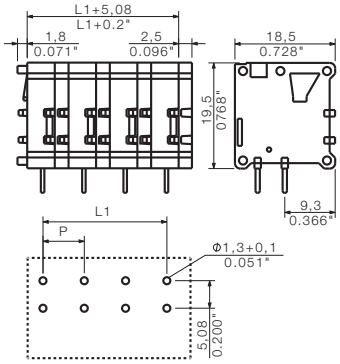


## Ordering data

| | |
|---|---|
| **Solder pin length** | **4.5 mm** |
| **Colour** | **orange** |

**Pitch 7.62 mm**

| Pol. | L1 | (inch) | Qty. | Order No. |
|---|---|---|---|---|
| 2 | 7.62 | 0.300 | 100 | **0391360000** |
| 3 | 15.24 | 0.600 | 50 | **0391460000** |
| 4 | 22.86 | 0.900 | 50 | **0391560000** |
| 5 | 30.48 | 1.200 | 25 | **1490460000** |
| 6 | 38.10 | 1.500 | 25 | **1597060000** |
| 7 | 45.72 | 1.800 | 25 | **1597070000** |
| 8 | 53.34 | 2.100 | 20 | **0570960000** |
| 9 | 60.96 | 2.400 | 20 | **1597080000** |
| 10 | 68.58 | 2.700 | 20 | **0571160000** |
| 11 | 76.20 | 3.000 | 20 | **1597090000** |
| 12 | 83.82 | 3.300 | 20 | **0392160000** |

**Additional derating curves**

TOP 1.5GS/../180-7.62

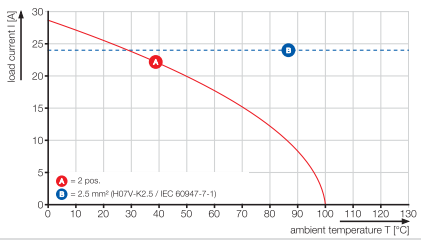




«ЭЛЕКТРО-ПРОФИ» - http://www.ep.ru

## TOP 4GS/../ -6.35



PCB Terminal with TOP screw connection, in 6.35-mm pitch, for wire cross-sections up to 6.0 mm².

- Wire entry and screw connection in the same direction.
- Wire outlet direction: 90° and 180°

## Product data

IEC: 320 V / 32 / 0.5 - 6 mm²
UL: 300 V / 30 A / AWG 26 - 10

**For additional articles and information, refer to catalog.weidmueller.com**

**Note:**

- Additional colours on request
- Rated current related to rated cross-section and min. No. of poles.
- Wire end ferrule without plastic collar to DIN 46228/1
- Wire end ferrule with plastic collar to DIN 46228/4
- Crimp form A for wire end ferrules with PZ 6/5 crimping tool are recommended for the largest cable sizes.
- P on drg. = pitch
- Rated data refer only to the component itself. Clearance and creepage distances to other components are to be designed in accordance with the relevant application standards.

## TOP 4GS/../90-6.35



**Dimensioned drawing**

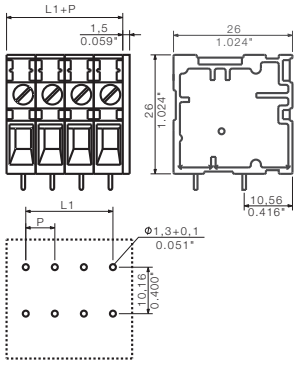


## Technical data

| In compliance with IEC 60664-1 / IEC 61984 | | | | |
|---|---|---|---|---|
| Clamping range, max. | mm² | 0.13...6 | | |
| **Solid core H05(07) V-U** | **mm²** | **0.5...6** | | |
| Stranded H07 V-R | | | | |
| Flexible H05(07) V-K | mm² | 0.5...4 | | |
| Flexible with ferrule | mm² | 0.5...4 | | |
| Ferrule with plastic collar | mm² | 0.5...4 | | |
| Stripping length | mm | 13 | | |
| Screwdriver blade | mm | 0.6 x 3.5 | | |
| According to norm | | DIN 5264 | | |
| Tightening torque range | Nm | 0.5...0.6 | | |
| **Rated current, max.** | **A** | **32** | | **32** |
| At ambient temperature | | 20°C | | 40°C |
| For conductor cross-section | mm² | 4 | | |
| Overvoltage category | | III | III | II |
| Pollution severity | | 3 | 2 | 2 |
| **Rated voltage** | **V** | **320** | **320** | **320** |
| Rated impulse voltage | kV | 2.5 | 2.5 | 2.5 |
| **UL / CUL (Use Group)** | | **B** | **C** | **D** |
| **Rated voltage** | **V** | **300** | | **300** |
| **Rated current** | **A** | **30** | | **10** |
| **AWG conductor** | **AWG** | | **26-10** | |
| **CSA (Use Group)** | | **B** | **C** | **D** |
| Rated voltage | V | 300 | | 300 |
| Rated current | A | 30 | | 10 |
| AWG conductor | AWG | | 26-10 | |
| **General data** | | | | |
| Type of insulation material | | PA | | |
| Flammability class UL 94 | | V-2 | | |
| Contact base material | | E-Cu | | |
| Material of contact surface | | tinned | | |
| Pin dimensions = d | mm | 0.8 x 0.8 | | |
| Solder eyelet Ø = D | mm | 1.3 | | |
| Solder eyelet Ø tolerance | mm | + 0,1 | | |

## Accessories

**Note:** Refer to the Accessories chapter for additional accessories.

| Screwdriver | | Order No. |
|---|---|---|
|  | SD 0,6x3,5x100 | 9008330000 |
| | SDI 0,6x3,5x100 | 9008390000 |

## Ordering data

| Solder pin length | | | | 3.5 mm |
|---|---|---|---|---|
| Colour | | | | orange |
| **Pitch** | **6.35 mm** | | | |
| **Pol.** | L1 | (inch) | **Qty.** | **Order No.** |
| 2 | 6.35 | 0.250 | 100 | **1401760000** |
| 3 | 12.70 | 0.500 | 100 | **1650300000** |
| 4 | 19.05 | 0.750 | 50 | **1786030000** |
| 5 | 25.40 | 1.000 | 50 | **1786040000** |
| 6 | 31.75 | 1.250 | 50 | **1786050000** |
| 7 | 38.10 | 1.500 | 50 | **1786060000** |
| 8 | 44.45 | 1.750 | 50 | **1667910000** |
| 9 | 50.80 | 2.000 | 50 | **1786070000** |
| 10 | 57.15 | 2.250 | 50 | **1786080000** |
| 11 | 63.50 | 2.500 | 50 | **1786090000** |
| 12 | 69.85 | 2.750 | 50 | **1786100000** |

**Representative derating curve**

TOP 4GS/../90-6.35

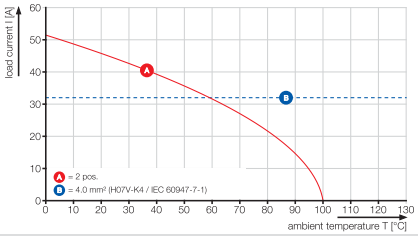




«ЭЛЕКТРО-ПРОФИ» - http://www.ep.ru

## TOP 4GS/../180-6.35



**Dimensioned drawing**

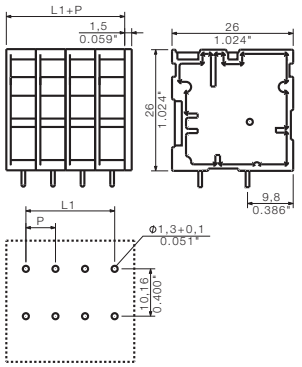


## Ordering data

| | | | | |
|---|---|---|---|---|
| **Solder pin length** | | | | **3.5 mm** |
| **Colour** | | | | **orange** |
| **Pitch** | **6.35 mm** | | | |
| **Pol.** | L1 | (inch) | **Qty.** | **Order No.** |
| 2 | 6.35 | 0.250 | 100 | **1786190000** |
| 3 | 12.70 | 0.500 | 100 | **1786200000** |
| 4 | 19.05 | 0.750 | 50 | **1786210000** |
| 5 | 25.40 | 1.000 | 50 | **1786220000** |
| 6 | 31.75 | 1.250 | 50 | **1786230000** |
| 7 | 38.10 | 1.500 | 50 | **1786240000** |
| 8 | 44.45 | 1.750 | 50 | **1786250000** |
| 9 | 50.80 | 2.000 | 50 | **1786260000** |
| 10 | 57.15 | 2.250 | 50 | **1786270000** |
| 11 | 63.50 | 2.500 | 50 | **1786280000** |
| 12 | 69.85 | 2.750 | 50 | **1786290000** |

**Additional derating curves**

TOP 4GS/../180-6.35

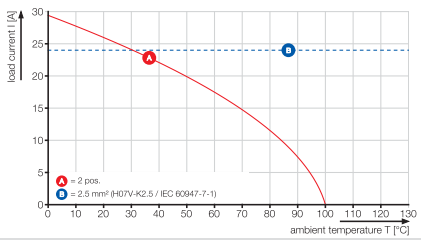




«ЭЛЕКТРО-ПРОФИ» - http://www.ep.ru

## TOP 4GS/../ -7.62



PCB Terminal with TOP screw connection, in 7.62-mm pitch, for wire cross-sections up to 6.0 mm².

- Wire entry and screw connection in the same direction.
- Wire outlet direction: 90° and 180°

## Product data

IEC: 1000 V / 32 / 0.5 - 6 mm²
UL: 300 V / 30 A / AWG 26 - 10

**For additional articles and information, refer to catalog.weidmueller.com**

**Note:**

- Additional colours on request
- Rated current related to rated cross-section and min. No. of poles.
- Wire end ferrule without plastic collar to DIN 46228/1
- Wire end ferrule with plastic collar to DIN 46228/4
- Crimp form A for wire end ferrules with PZ 6/5 crimping tool are recommended for the largest cable sizes.
- P on drg. = pitch
- Rated data refer only to the component itself. Clearance and creepage distances to other components are to be designed in accordance with the relevant application standards.

## TOP 4GS/../90-7.62



**Dimensioned drawing**

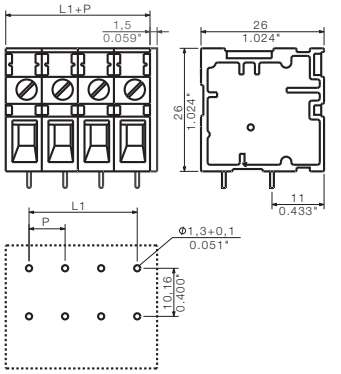


## Technical data

| In compliance with IEC 60664-1 / IEC 61984 | | | | |
|---|---|---|---|---|
| Clamping range, max. | mm² | 0.13...6 | | |
| **Solid core H05(07) V-U** | **mm²** | **0.5...6** | | |
| Stranded H07 V-R | | | | |
| Flexible H05(07) V-K | mm² | 0.5...4 | | |
| Flexible with ferrule | mm² | 0.5...4 | | |
| Ferrule with plastic collar | mm² | 0.5...4 | | |
| Stripping length | mm | 13 | | |
| Screwdriver blade | mm | 0.6 x 3.5 | | |
| According to norm | | DIN 5264 | | |
| Tightening torque range | Nm | 0.5...0.6 | | |
| **Rated current, max.** | **A** | **32** | | **32** |
| At ambient temperature | | 20°C | | 40°C |
| For conductor cross-section | mm² | 4 | | |
| Overvoltage category | | III | III | II |
| Pollution severity | | 3 | 2 | 2 |
| **Rated voltage** | **V** | **500** | **630** | **1000** |
| Rated impulse voltage | kV | 4 | 4 | 4 |
| **UL / CUL (Use Group)** | | **B** | **C** | **D** |
| **Rated voltage** | **V** | **300** | | **300** |
| **Rated current** | **A** | **30** | | **10** |
| **AWG conductor** | **AWG** | | **26-10** | |
| **CSA (Use Group)** | | **B** | **C** | **D** |
| Rated voltage | V | 300 | | 300 |
| Rated current | A | 30 | | 10 |
| AWG conductor | AWG | | 26-10 | |
| **General data** | | | | |
| Type of insulation material | | PA | | |
| Flammability class UL 94 | | V-2 | | |
| Contact base material | | E-Cu | | |
| Material of contact surface | | tinned | | |
| Pin dimensions = d | mm | 0.8 x 0.8 | | |
| Solder eyelet Ø = D | mm | 1.3 | | |
| Solder eyelet Ø tolerance | mm | + 0,1 | | |

## Accessories

**Note:** Refer to the Accessories chapter for additional accessories.

| Screwdriver | | Order No. |
|---|---|---|
|  | SD 0,6x3,5x100 | 9008330000 |
| | SDI 0,6x3,5x100 | 9008390000 |

## Ordering data

| Solder pin length | | | | 3.5 mm |
|---|---|---|---|---|
| Colour | | | | orange |
| **Pitch** | **7.62 mm** | | | |
| **Pol.** | L1 | (inch) | **Qty.** | **Order No.** |
| 2 | 7.62 | 0.300 | 50 | **0289660000** |
| 3 | 15.24 | 0.600 | 50 | **0289760000** |
| 4 | 22.86 | 0.900 | 50 | **0290160000** |
| 5 | 30.48 | 1.200 | 50 | **1698740000** |
| 6 | 38.10 | 1.500 | 50 | **1786410000** |
| 7 | 45.72 | 1.800 | 50 | **1647300000** |
| 8 | 53.34 | 2.100 | 50 | **1786420000** |
| 9 | 60.96 | 2.400 | 50 | **1786430000** |
| 10 | 68.58 | 2.700 | 50 | **1786440000** |
| 11 | 76.20 | 3.000 | 50 | **1759860000** |
| 12 | 83.82 | 3.300 | 50 | **1786450000** |

**Representative derating curve**

TOP 4GS/../90-7.62

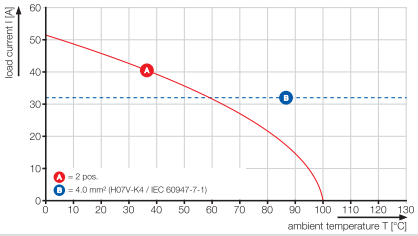




«ЭЛЕКТРО-ПРОФИ» - http://www.ep.ru

## TOP 4GS/../180-7.62



**Dimensioned drawing**

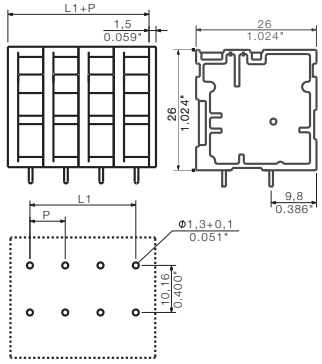


## Ordering data

| | |
|---|---|
| **Solder pin length** | **3.5 mm** |
| **Colour** | **orange** |

**Pitch 7.62 mm**

| Pol. | L1 | (inch) | Qty. | Order No. |
|---|---|---|---|---|
| 2 | 7.62 | 0.300 | 50 | **0298360000** |
| 3 | 15.24 | 0.600 | 50 | **0298460000** |
| 4 | 22.86 | 0.900 | 50 | **0298560000** |
| 5 | 30.48 | 1.200 | 50 | **1786540000** |
| 6 | 38.10 | 1.500 | 50 | **1494560000** |
| 7 | 45.72 | 1.800 | 50 | **1786550000** |
| 8 | 53.34 | 2.100 | 50 | **1786560000** |
| 9 | 60.96 | 2.400 | 50 | **1571700000** |
| 10 | 68.58 | 2.700 | 50 | **1786570000** |
| 11 | 76.20 | 3.000 | 50 | **1786580000** |
| 12 | 83.82 | 3.300 | 50 | **1749170000** |

**Additional derating curves**

TOP 4GS/../180-7.62

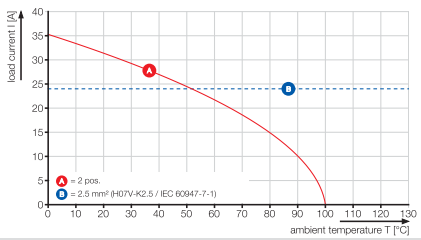




«ЭЛЕКТРО-ПРОФИ» - http://www.ep.ru

# Leaf spring screw connection

## PS 3.5/../90



Very compact PCB Terminal with leaf spring screw connection, in 3.5 mm pitch for wire cross-sections up to 1.5 mm².

- Increased derating reserves because WEMID insulating material is used.
- Wire outlet direction 90°
- 2- and 3-pole block construction can be aligned together for higher pole counts.

## Product data

IEC: 320 V / 17.5 A / 0.2 - 1.5 mm²
UL: 300 V / 10 A / AWG 28 - 16

**For additional articles and information, refer to catalog.weidmueller.com**

**Note:**

- Rated current related to rated cross-section and min. No. of poles.
- Wire end ferrule without plastic collar to DIN 46228/1
- Wire end ferrule with plastic collar to DIN 46228/4
- The data given under CSA relates to a cUL approval - E60693
- P on drg. = pitch
- Rated data refer only to the component itself. Clearance and creepage distances to other components are to be designed in accordance with the relevant application standards.

## PS 3.5/../90



**Dimensioned drawing**

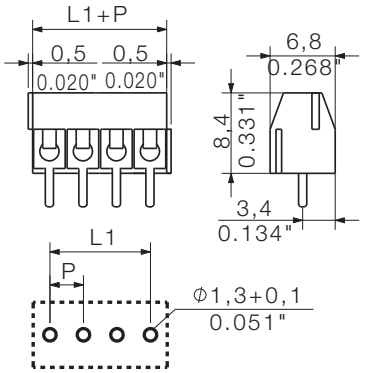


## Technical data

| In compliance with IEC 60664-1 / IEC 61984 | | | | |
|---|---|---|---|---|
| Clamping range, max. | mm² | 0.08...1.5 | | |
| **Solid core H05(07) V-U** | **mm²** | **0.2...1.5** | | |
| Stranded H07 V-R | | | | |
| Flexible H05(07) V-K | mm² | 0.2...1.5 | | |
| Flexible with ferrule | mm² | 0.25...0.75 | | |
| Ferrule with plastic collar | mm² | 0.25...0.75 | | |
| Stripping length | mm | 4 | | |
| Screwdriver blade | mm | 0.4 x 2.5 | | |
| According to norm | | DIN 5264 | | |
| Tightening torque range | Nm | 0.2...0.25 | | |
| **Rated current, max.** | **A** | **17.5** | | **17.5** |
| At ambient temperature | | 20°C | | 40°C |
| For conductor cross-section | mm² | 0.75 | | |
| Overvoltage category | | III | III | II |
| Pollution severity | | 3 | 2 | 2 |
| **Rated voltage** | **V** | **160** | **160** | **320** |
| Rated impulse voltage | kV | 2.5 | 2.5 | 2.5 |
| **UL / CUL (Use Group)** | | **B** | **C** | **D** |
| **Rated voltage** | **V** | **300** | | **300** |
| **Rated current** | **A** | **10** | | **10** |
| **AWG conductor** | **AWG** | **28-16** | | |
| **CSA (Use Group)** | | **B** | **C** | **D** |
| Rated voltage | V | 300 | | |
| Rated current | A | 10 | | |
| AWG conductor | AWG | 28-16 | | |
| **General data** | | | | |
| Type of insulation material | | Wemid (PA) | | |
| Flammability class UL 94 | | V-0 | | |
| Contact base material | | Copper alloy | | |
| Material of contact surface | | tinned | | |
| Pin dimensions = d | mm | 0.8 | | |
| Solder eyelet Ø = D | mm | 1.3 | | |
| Solder eyelet Ø tolerance | mm | + 0,1 | | |

## Accessories

**Note:** Refer to the Accessories chapter for additional accessories.

| Screwdriver | | Order No. |
|---|---|---|
|  | SDI 0,6x3,5x100 | 9008390000 |

## Ordering data

| Solder pin length | | | | 3.5 mm |
|---|---|---|---|---|
| Colour | | | | orange |
| **Pitch** | **3.50 mm** | | | |
| **Pol.** | L1 | (inch) | **Qty.** | **Order No.** |
| 2 | 3.50 | 0.138 | 100 | **1912320000** |
| 3 | 7.00 | 0.276 | 100 | **1912330000** |
| 4 | 10.50 | 0.413 | 100 | **1912340000** |
| 5 | 14.00 | 0.551 | 100 | **1912350000** |
| 6 | 17.50 | 0.689 | 100 | **1912360000** |
| 7 | 21.00 | 0.827 | 100 | **1912370000** |
| 8 | 24.50 | 0.965 | 100 | **1912380000** |
| 9 | 28.00 | 1.102 | 100 | **1912390000** |
| 10 | 31.50 | 1.240 | 100 | **1912400000** |
| 11 | 35.00 | 1.378 | 100 | **1912410000** |
| 12 | 38.50 | 1.516 | 100 | **1912420000** |

**Representative derating curve**

PS 3.5/../90

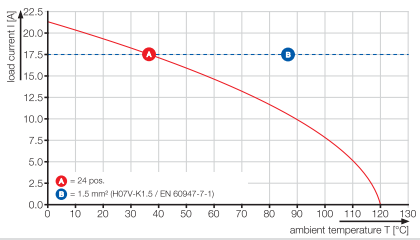




«ЭЛЕКТРО-ПРОФИ» - http://www.ep.ru

«ЭЛЕКТРО-ПРОФИ» - http://www.ep.ru

# Leaf spring screw connection

## PM 5.0x/../90



PCB Terminal with leaf spring screw connection in 5.00 and 5.08-mm pitches for wire cross-sections up to 2.5 mm².

- Increased derating reserves because WEMID insulating material is used.
- Wire outlet direction 90°.
- 2- and 3-pole block construction can be aligned together for higher pole counts.

## Product data

IEC: 600 V / 24 A / 0.13 - 2.5 mm²
UL: 300 V / 15 A / AWG 26 - 14

**For additional articles and information, refer to catalog.weidmueller.com**

**Note:**

- Rated current related to rated cross-section and min. No. of poles.
- Wire end ferrule without plastic collar to DIN 46228/1
- Wire end ferrule with plastic collar to DIN 46228/4
- The data given under CSA relates to a cUL approval - E60693
- P on drg. = pitch
- Rated data refer only to the component itself. Clearance and creepage distances to other components are to be designed in accordance with the relevant application standards.

## PM 5.00/../90



**Dimensioned drawing**

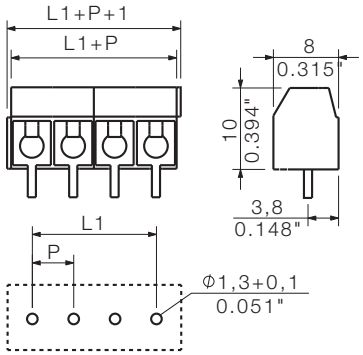


## Technical data

| In compliance with IEC 60664-1 / IEC 61984 | | | | |
|---|---|---|---|---|
| Clamping range, max. | mm² | 0.13...2.5 | | |
| **Solid core H05(07) V-U** | **mm²** | **0.13...2.5** | | |
| Stranded H07 V-R | | | | |
| Flexible H05(07) V-K | mm² | 0.13...2.5 | | |
| Flexible with ferrule | mm² | 0.25...1.5 | | |
| Ferrule with plastic collar | mm² | 0.25...1.5 | | |
| Stripping length | mm | 6 | | |
| Screwdriver blade | mm | 0.6 x 3.5 | | |
| According to norm | | DIN 5264 | | |
| Tightening torque range | Nm | 0.4...0.5 | | |
| **Rated current, max.** | **A** | **24** | | **24** |
| At ambient temperature | | 20°C | | 40°C |
| For conductor cross-section | mm² | 1.5 | | |
| Overvoltage category | | III | III | II |
| Pollution severity | | 3 | 2 | 2 |
| **Rated voltage** | **V** | **250** | **250** | **600** |
| Rated impulse voltage | kV | 4 | 4 | 4 |
| **UL / CUL (Use Group)** | | **B** | **C** | **D** |
| **Rated voltage** | **V** | **300** | | **300** |
| **Rated current** | **A** | **15** | | **10** |
| **AWG conductor** | **AWG** | **26-14** | | |
| **CSA (Use Group)** | | **B** | **C** | **D** |
| Rated voltage | V | 300 | | 300 |
| Rated current | A | 15 | | 10 |
| AWG conductor | AWG | 26-14 | | |
| **General data** | | | | |
| Type of insulation material | | Wemid (PA) | | |
| Flammability class UL 94 | | V-0 | | |
| Contact base material | | Copper alloy | | |
| Material of contact surface | | tinned | | |
| Pin dimensions = d | mm | 1.0 | | |
| Solder eyelet Ø = D | mm | 1.3 | | |
| Solder eyelet Ø tolerance | mm | + 0,1 | | |

## Accessories

**Note:** Refer to the Accessories chapter for additional accessories.

| Screwdriver | | Order No. |
|---|---|---|
|  | SDI 0,6x3,5x100 | 9008390000 |

## Ordering data

| Solder pin length | | | | 3.5 mm |
|---|---|---|---|---|
| Colour | | | | orange |
| **Pitch** | **5.00 mm** | | | |
| **Pol.** | L1 | (inch) | **Qty.** | **Order No.** |
| 2 | 5.00 | 0.197 | 500 | **1791610000** |
| 3 | 10.00 | 0.394 | 500 | **1791620000** |
| 4 | 15.00 | 0.591 | 100 | **1234650000** |
| 5 | 20.00 | 0.787 | 100 | **1234670000** |
| 6 | 25.00 | 0.984 | 100 | **1234680000** |
| 7 | 30.00 | 1.181 | 100 | **1234690000** |
| 8 | 35.00 | 1.378 | 100 | **1234700000** |
| 9 | 40.00 | 1.575 | 100 | **1234710000** |
| 10 | 45.00 | 1.772 | 100 | **1234720000** |
| 11 | 50.00 | 1.969 | 100 | **1234730000** |
| 12 | 55.00 | 2.165 | 100 | **1234740000** |

**Representative derating curve**

PM 5.00/../90 & PM 5.08/../90

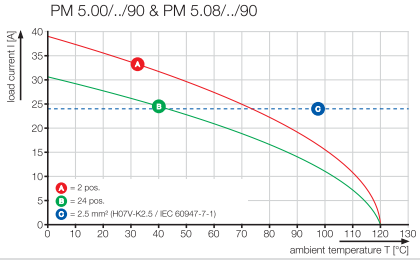




«ЭЛЕКТРО-ПРОФИ» - http://www.ep.ru

## PM 5.0x/../90



PCB Terminal with leaf spring screw connection in 5.00 and 5.08-mm pitches for wire cross-sections up to 2.5 mm².

- Increased derating reserves because WEMID insulating material is used.
- Wire outlet direction 90°.
- 2- and 3-pole block construction can be aligned together for higher pole counts.

## Product data

IEC: 600 V / 24 A / 0.13 - 2.5 mm²
UL: 300 V / 15 A / AWG 26 - 14

**For additional articles and information, refer to catalog.weidmueller.com**

**Note:**

- Rated current related to rated cross-section and min. No. of poles.
- Wire end ferrule without plastic collar to DIN 46228/1
- Wire end ferrule with plastic collar to DIN 46228/4
- The data given under CSA relates to a cUL approval - E60693
- P on drg. = pitch
- Rated data refer only to the component itself. Clearance and creepage distances to other components are to be designed in accordance with the relevant application standards.

## PM 5.08/../90



**Dimensioned drawing**

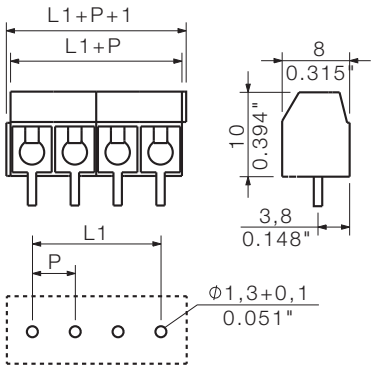


## Technical data

| In compliance with IEC 60664-1 / IEC 61984 | | | | |
|---|---|---|---|---|
| Clamping range, max. | mm² | 0.13...2.5 | | |
| **Solid core H05(07) V-U** | **mm²** | **0.13...2.5** | | |
| Stranded H07 V-R | | | | |
| Flexible H05(07) V-K | mm² | 0.13...2.5 | | |
| Flexible with ferrule | mm² | 0.25...1.5 | | |
| Ferrule with plastic collar | mm² | 0.25...1.5 | | |
| Stripping length | mm | 6 | | |
| Screwdriver blade | mm | 0.6 x 3.5 | | |
| According to norm | | DIN 5264 | | |
| Tightening torque range | Nm | 0.4...0.5 | | |
| **Rated current, max.** | **A** | **24** | | **24** |
| At ambient temperature | | 20°C | | 40°C |
| For conductor cross-section | mm² | 1.5 | | |
| Overvoltage category | | III | III | II |
| Pollution severity | | 3 | 2 | 2 |
| **Rated voltage** | **V** | **250** | **250** | **600** |
| Rated impulse voltage | kV | 4 | 4 | 4 |
| **UL / CUL (Use Group)** | | **B** | **C** | **D** |
| **Rated voltage** | **V** | **300** | | **300** |
| **Rated current** | **A** | **15** | | **10** |
| **AWG conductor** | **AWG** | **26-14** | | |
| **CSA (Use Group)** | | **B** | **C** | **D** |
| Rated voltage | V | 300 | | 300 |
| Rated current | A | 15 | | 10 |
| AWG conductor | AWG | 26-14 | | |
| **General data** | | | | |
| Type of insulation material | | Wemid (PA) | | |
| Flammability class UL 94 | | V-0 | | |
| Contact base material | | Copper alloy | | |
| Material of contact surface | | tinned | | |
| Pin dimensions = d | mm | 1.0 | | |
| Solder eyelet Ø = D | mm | 1.3 | | |
| Solder eyelet Ø tolerance | mm | + 0,1 | | |

## Accessories

**Note:** Refer to the Accessories chapter for additional accessories.

| Screwdriver | | Order No. |
|---|---|---|
|  | SDI 0,6x3,5x100 | 9008390000 |

## Ordering data

| Solder pin length | | | | 3.5 mm |
|---|---|---|---|---|
| Colour | | | | orange |
| **Pitch** | **5.08 mm** | | | |
| **Pol.** | L1 | (inch) | **Qty.** | **Order No.** |
| 2 | 5.08 | 0.200 | 500 | **1760490000** |
| 3 | 10.16 | 0.400 | 500 | **1760500000** |
| 4 | 15.24 | 0.600 | 100 | **1234550000** |
| 5 | 20.32 | 0.800 | 100 | **1234570000** |
| 6 | 25.40 | 1.000 | 100 | **1234580000** |
| 7 | 30.48 | 1.200 | 100 | **1234590000** |
| 8 | 35.56 | 1.400 | 100 | **1234600000** |
| 9 | 40.64 | 1.600 | 100 | **1234610000** |
| 10 | 45.72 | 1.800 | 100 | **1234620000** |
| 11 | 50.80 | 2.000 | 100 | **1234630000** |
| 12 | 55.88 | 2.200 | 100 | **1234640000** |

**Representative derating curve**

PM 5.00/../90 & PM 5.08/../90

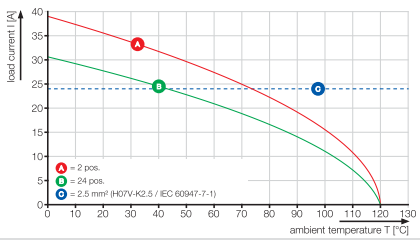




«ЭЛЕКТРО-ПРОФИ» - http://www.ep.ru

## LSF-SMT 3.5/../90




PCB Terminal for fully automatic assembly, in 3.5 mm pitch, for THR reflow soldering (SMT) and wave soldering.

- PUSH IN wire connection, for wire cross-sections up to 1.5 mm².
- Form and dimensional stability provided by the LCP insulating material.
- Conductor inserted and slider operated in same direction (TOP).
- Packaged in tube (TU) or on anti-static roll (tape-on-reel), RL.
- Pin lengths optimised to 1.5 mm or 3.5 mm.
- Wire outlet direction: 90°

## Product data

IEC: 320 V / 17.5 A / 0.2 - 1.5 mm²
UL: 300 V / 12 A / AWG 24 - 16

**For additional articles and information, refer to catalog.weidmueller.com**

**Note:**

- Rated current related to rated cross-section and min. No. of poles.
- Wire end ferrule without plastic collar to DIN 46228/1
- P on drg. = pitch
- Operating force of slider max. 40 N
- Rated data refer only to the component itself. Clearance and creepage distances to other components are to be designed in accordance with the relevant application standards.
- Crimping shape „A" for wire end ferrules with PZ 6/5 crimping tool are recommended for the largest cable sizes.

## LSF-SMT 3.5/../90

**Reflow-compatible PCB Terminal**




**Dimensioned drawing**

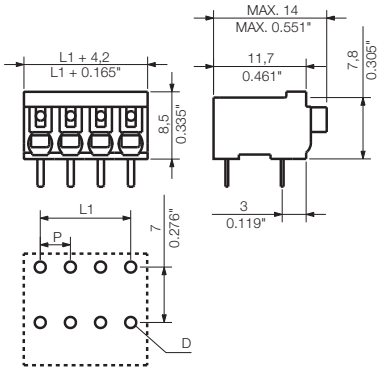


## Technical data

| In compliance with IEC 60664-1 / IEC 61984 | | | | |
|---|---|---|---|---|
| Clamping range, max. | mm² | 0.13...1.5 | | |
| **Solid core H05(07) V-U** | **mm²** | **0.2...1.5** | | |
| Stranded H07 V-R | | | | |
| Flexible H05(07) V-K | mm² | 0.2...1.5 | | |
| Flexible with ferrule | mm² | 0.25...1.5 | | |
| Ferrule with plastic collar | mm² | 0.25...0.75 | | |
| Stripping length | mm | 8 | | |
| Screwdriver blade | mm | | | |
| According to norm | | | | |
| Tightening torque range | Nm | | | |
| **Rated current, max.** | **A** | **17.5** | | **17.5** |
| At ambient temperature | | 20°C | | 40°C |
| For conductor cross-section | mm² | 1.5 | | |
| Overvoltage category | | III | III | II |
| Pollution severity | | 3 | 2 | 2 |
| **Rated voltage** | **V** | **160** | **160** | **320** |
| Rated impulse voltage | kV | 2.5 | 2.5 | 2.5 |
| **UL / CUL (Use Group)** | | **B** | **C** | **D** |
| **Rated voltage** | **V** | **300** | | **300** |
| **Rated current** | **A** | **12** | | **10** |
| **AWG conductor** | **AWG** | **24-16** | | |
| **CSA (Use Group)** | | **B** | **C** | **D** |
| Rated voltage | V | 300 | | 300 |
| Rated current | A | 10 | | 10 |
| AWG conductor | AWG | 24-16 | | |
| **General data** | | | | |
| Type of insulation material | | LCP GF | | |
| Flammability class UL 94 | | V-0 | | |
| Contact base material | | Copper alloy | | |
| Material of contact surface | | tinned | | |
| Pin dimensions = d | mm | 0.35 x 0.8 | | |
| Solder eyelet Ø = D | mm | 1.1 | | |
| Solder eyelet Ø tolerance | mm | + 0,1 | | |

## Accessories

**Note:** Refer to the Accessories chapter for additional accessories.

| Screwdriver | Order No. |
|---|---|
| SD 0,4x2,5x75 | 9009030000 |
| SDI 0,4x2,5x75 | 9008370000 |

## Ordering data

| Solder pin length | | | | 1.5 mm | 3.5 mm |
|---|---|---|---|---|---|
| Colour | | | | black | black |
| **Pitch** | **3.50 mm** | | | | |
| **Pol.** | L1 | (inch) | **Qty.** | **Order No.** | **Order No.** |
| 2 | 3.50 | 0.138 | 71 | **1870500000** | **1824420000** |
| 3 | 7.00 | 0.276 | 49 | **1870530000** | **1824430000** |
| 4 | 10.50 | 0.413 | 37 | **1870550000** | **1824440000** |
| 5 | 14.00 | 0.551 | 30 | **1870580000** | **1824450000** |
| 6 | 17.50 | 0.689 | 25 | **1870590000** | **1824460000** |
| 7 | 21.00 | 0.827 | 21 | **1871020000** | **1824470000** |
| 8 | 24.50 | 0.965 | 19 | **1871030000** | **1824480000** |
| 9 | 28.00 | 1.102 | 17 | **1871040000** | **1824490000** |
| 10 | 31.50 | 1.240 | 15 | **1871050000** | **1824500000** |
| 11 | 35.00 | 1.378 | 14 | **1871060000** | **1824510000** |
| 12 | 38.50 | 1.516 | 12 | **1871070000** | **1824520000** |
| 13 | 42.00 | 1.654 | 11 | **1871080000** | **1870380000** |
| 14 | 45.50 | 1.791 | 11 | **1871090000** | **1870390000** |
| 15 | 49.00 | 1.929 | 10 | **1871100000** | **1870400000** |
| 16 | 52.50 | 2.067 | 9 | **1871110000** | **1870410000** |
| 17 | 56.00 | 2.205 | 9 | **1871120000** | **1870420000** |
| 18 | 59.50 | 2.343 | 8 | **1871130000** | **1870430000** |
| 19 | 63.00 | 2.480 | 8 | **1871140000** | **1870440000** |
| 20 | 66.50 | 2.618 | 7 | **1871150000** | **1870450000** |
| 21 | 70.00 | 2.756 | 7 | **1871160000** | **1870460000** |
| 22 | 73.50 | 2.894 | 7 | **1871170000** | **1870470000** |
| 23 | 77.00 | 3.031 | 6 | **1871180000** | **1870480000** |
| 24 | 80.50 | 3.169 | 6 | **1871190000** | **1870490000** |

**Representative derating curve**

LSF-SMT 3.5/../90 3.5

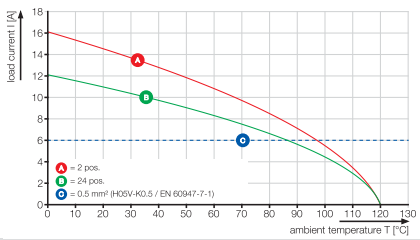




«ЭЛЕКТРО-ПРОФИ» - http://www.ep.ru

## LSF-SMT 3.5/../90 Tape

**Reflow-compatible PCB Terminal**




**Dimensioned drawing**

### Ordering data

| Solder pin length | | | | 1.5 mm | 3.5 mm |
|---|---|---|---|---|---|
| Colour | | | | black | black |
| **Pitch** | **3.50 mm** | | | | |
| **Pol.** | L1 | (inch) | **Qty.** | **Order No.** | **Order No.** |
| 2 | 3.50 | 0.138 | 265 | **1874690000** | **1874990000** |
| 3 | 7.00 | 0.276 | 265 | **1874710000** | **1875030000** |
| 4 | 10.50 | 0.413 | 265 | **1874730000** | **1875050000** |
| 5 | 14.00 | 0.551 | 265 | **1874740000** | **1875070000** |
| 6 | 17.50 | 0.689 | 265 | **1874810000** | **1875080000** |
| 7 | 21.00 | 0.827 | 265 | **1874840000** | **1875100000** |
| 8 | 24.50 | 0.965 | 265 | **1874890000** | **1875110000** |
| 9 | 28.00 | 1.102 | 265 | **1874900000** | **1875120000** |
| 10 | 31.50 | 1.240 | 265 | **1874930000** | **1875130000** |
| 11 | 35.00 | 1.378 | 265 | **1874940000** | **1875140000** |
| 12 | 38.50 | 1.516 | 265 | **1874970000** | **1875160000** |

Tape widths: 32, 44, 56, 72, 88

**Additional derating curves**

LSF-SMT 3.5/../90 3.5

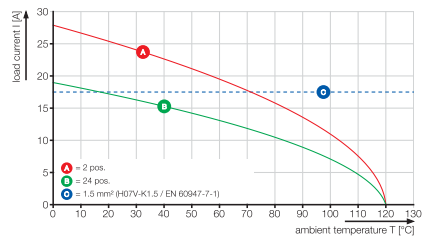




«ЭЛЕКТРО-ПРОФИ» - http://www.ep.ru

## LSF-SMT 3.5/../135




PCB Terminal for fully automatic assembly, in 3.5 mm pitch, for THR reflow soldering (SMT) and wave soldering.

- PUSH IN wire connection, for wire cross-sections up to 1.5 mm².
- Form and dimensional stability provided by the LCP insulating material.
- Conductor inserted and slider operated in same direction (TOP).
- Packaged in tube (TU) or on anti-static roll (tape-on-reel), RL.
- Pin lengths optimised to 1.5 mm or 3.5 mm.
- Wire outlet direction: 135°

## Product data

IEC: 320 V / 17.5 A / 0.2 - 1.5 mm²
UL: 300 V / 12 A / AWG 24 - 16

**For additional articles and information, refer to catalog.weidmueller.com**

**Note:**

- Rated current related to rated cross-section and min. No. of poles.
- Wire end ferrule without plastic collar to DIN 46228/1
- P on drg. = pitch
- Operating force of slider max. 40 N
- Rated data refer only to the component itself. Clearance and creepage distances to other components are to be designed in accordance with the relevant application standards.
- Crimping shape „A" for wire end ferrules with PZ 6/5 crimping tool are recommended for the largest cable sizes.

## LSF-SMT 3.5/../135

**Reflow-compatible PCB Terminal**




**Dimensioned drawing**

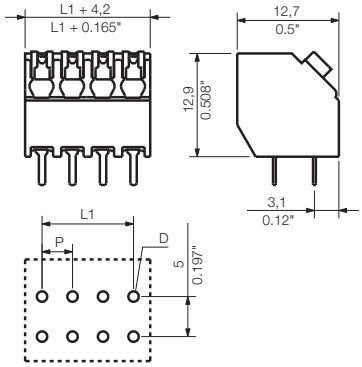


## Technical data

| In compliance with IEC 60664-1 / IEC 61984 | | | | |
|---|---|---|---|---|
| Clamping range, max. | mm² | 0.13...1.5 | | |
| **Solid core H05(07) V-U** | **mm²** | **0.2...1.5** | | |
| Stranded H07 V-R | | | | |
| Flexible H05(07) V-K | mm² | 0.2...1.5 | | |
| Flexible with ferrule | mm² | 0.25...1.5 | | |
| Ferrule with plastic collar | mm² | 0.25...0.75 | | |
| Stripping length | mm | 8 | | |
| Screwdriver blade | mm | | | |
| According to norm | | | | |
| Tightening torque range | Nm | | | |
| **Rated current, max.** | **A** | **17.5** | | **17.5** |
| At ambient temperature | | 20°C | | 40°C |
| For conductor cross-section | mm² | 1.5 | | |
| Overvoltage category | | III | III | II |
| Pollution severity | | 3 | 2 | 2 |
| **Rated voltage** | **V** | **160** | **160** | **320** |
| Rated impulse voltage | kV | 2.5 | 2.5 | 2.5 |
| **UL / CUL (Use Group)** | | **B** | **C** | **D** |
| **Rated voltage** | **V** | **300** | | **300** |
| **Rated current** | **A** | **12** | | **10** |
| **AWG conductor** | **AWG** | **24-16** | | |
| **CSA (Use Group)** | | **B** | **C** | **D** |
| Rated voltage | V | 300 | | 300 |
| Rated current | A | 10 | | 10 |
| AWG conductor | AWG | 24-16 | | |
| **General data** | | | | |
| Type of insulation material | | LCP GF | | |
| Flammability class UL 94 | | V-0 | | |
| Contact base material | | Copper alloy | | |
| Material of contact surface | | tinned | | |
| Pin dimensions = d | mm | 0.35 x 0.8 | | |
| Solder eyelet Ø = D | mm | 1.1 | | |
| Solder eyelet Ø tolerance | mm | + 0,1 | | |

## Accessories

**Note:** Refer to the Accessories chapter for additional accessories.

| Screwdriver | | Order No. |
|---|---|---|
|  | SD 0,4x2,5x75 | 9009030000 |
| | SDI 0,4x2,5x75 | 9008370000 |

## Ordering data

| Solder pin length | | | | 1.5 mm | 3.5 mm |
|---|---|---|---|---|---|
| Colour | | | | black | black |
| **Pitch** | **3.50 mm** | | | | |
| **Pol.** | L1 | (inch) | **Qty.** | **Order No.** | **Order No.** |
| 2 | 3.50 | 0.138 | 71 | **1885180000** | **1885650000** |
| 3 | 7.00 | 0.276 | 49 | **1885190000** | **1885660000** |
| 4 | 10.50 | 0.413 | 37 | **1885200000** | **1885670000** |
| 5 | 14.00 | 0.551 | 30 | **1885210000** | **1885680000** |
| 6 | 17.50 | 0.689 | 25 | **1885220000** | **1885690000** |
| 7 | 21.00 | 0.827 | 21 | **1885230000** | **1885700000** |
| 8 | 24.50 | 0.965 | 19 | **1885240000** | **1885710000** |
| 9 | 28.00 | 1.102 | 17 | **1885250000** | **1885720000** |
| 10 | 31.50 | 1.240 | 15 | **1885260000** | **1885730000** |
| 11 | 35.00 | 1.378 | 14 | **1885270000** | **1885740000** |
| 12 | 38.50 | 1.516 | 12 | **1885280000** | **1885750000** |
| 13 | 42.00 | 1.654 | 11 | **1885290000** | **1885760000** |
| 14 | 45.50 | 1.791 | 11 | **1885300000** | **1885770000** |
| 15 | 49.00 | 1.929 | 10 | **1885310000** | **1885780000** |
| 16 | 52.50 | 2.067 | 9 | **1885320000** | **1885790000** |
| 17 | 56.00 | 2.205 | 9 | **1885330000** | **1885800000** |
| 18 | 59.50 | 2.343 | 8 | **1885340000** | **1885810000** |
| 19 | 63.00 | 2.480 | 8 | **1885350000** | **1885820000** |
| 20 | 66.50 | 2.618 | 7 | **1885360000** | **1885830000** |
| 21 | 70.00 | 2.756 | 7 | **1885370000** | **1885840000** |
| 22 | 73.50 | 2.894 | 7 | **1885380000** | **1885850000** |
| 23 | 77.00 | 3.031 | 6 | **1885390000** | **1885860000** |
| 24 | 80.50 | 3.169 | 6 | **1885400000** | **1885870000** |

**Representative derating curve**

LSF-SMT 3.5/../135 1.5

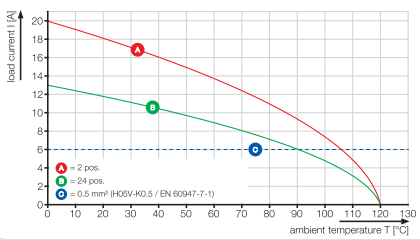




«ЭЛЕКТРО-ПРОФИ» - http://www.ep.ru

## LSF-SMT 3.5/../135 Tape

**Reflow-compatible PCB Terminal**




**Dimensioned drawing**

## Ordering data

| Solder pin length | | | | 1.5 mm | 3.5 mm |
|---|---|---|---|---|---|
| Colour | | | | black | black |
| **Pitch** | **3.50 mm** | | | | |
| **Pol.** | L1 | (inch) | **Qty.** | **Order No.** | **Order No.** |
| 2 | 3.50 | 0.138 | 190 | **1887550000** | **1887340000** |
| 3 | 7.00 | 0.276 | 190 | **1887560000** | **1887350000** |
| 4 | 10.50 | 0.413 | 190 | **1887580000** | **1887360000** |
| 5 | 14.00 | 0.551 | 190 | **1887630000** | **1887460000** |
| 6 | 17.50 | 0.689 | 190 | **1887640000** | **1887470000** |
| 7 | 21.00 | 0.827 | 190 | **1887650000** | **1887480000** |
| 8 | 24.50 | 0.965 | 190 | **1887660000** | **1887490000** |
| 9 | 28.00 | 1.102 | 190 | **1887670000** | **1887500000** |
| 10 | 31.50 | 1.240 | 190 | **1887680000** | **1887510000** |
| 11 | 35.00 | 1.378 | 190 | **1887690000** | **1887520000** |
| 12 | 38.50 | 1.516 | 190 | **1887700000** | **1887530000** |

Tape widths: 32, 44, 56, 72, 88

**Additional derating curves**

LSF-SMT 3.5/../135 1.5

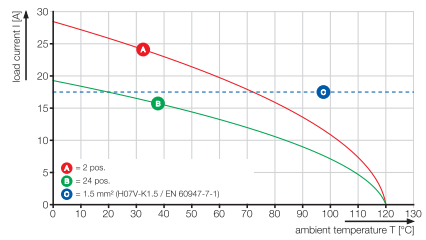




«ЭЛЕКТРО-ПРОФИ» - http://www.ep.ru

## LSF-SMT 3.5/../180




PCB Terminal for fully automatic assembly, in 3.5 mm pitch, for THR reflow soldering (SMT) and wave soldering.

- PUSH IN wire connection, for wire cross-sections up to 1.5 mm².
- Form and dimensional stability provided by the LCP insulating material.
- Conductor inserted and slider operated in same direction (TOP).
- Packaged in tube (TU) or on anti-static roll (tape-on-reel), RL.
- Pin lengths optimised to 1.5 mm or 3.5 mm.
- Wire outlet direction: 180°

## Product data

IEC: 320 V / 17.5 A / 0.2 - 1.5 mm²
UL: 300 V / 12 A / AWG 24 - 16

**For additional articles and information, refer to catalog.weidmueller.com**

**Note:**

- Rated current related to rated cross-section and min. No. of poles.
- Wire end ferrule without plastic collar to DIN 46228/1
- P on drg. = pitch
- Operating force of slider max. 40 N
- Rated data refer only to the component itself. Clearance and creepage distances to other components are to be designed in accordance with the relevant application standards.
- Crimping shape „A" for wire end ferrules with PZ 6/5 crimping tool are recommended for the largest cable sizes.

## LSF-SMT 3.5/../180

**Reflow-compatible PCB Terminal**




**Dimensioned drawing**

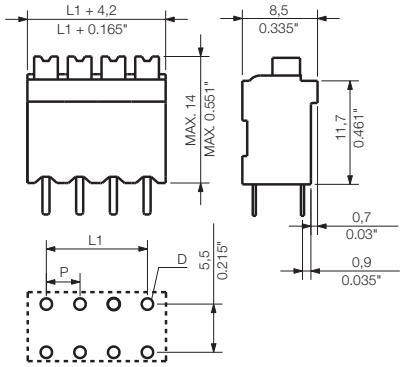


## Technical data

| In compliance with IEC 60664-1 / IEC 61984 | | | | |
|---|---|---|---|---|
| Clamping range, max. | mm² | 0.13...1.5 | | |
| **Solid core H05(07) V-U** | **mm²** | **0.2...1.5** | | |
| Stranded H07 V-R | | | | |
| Flexible H05(07) V-K | mm² | 0.2...1.5 | | |
| Flexible with ferrule | mm² | 0.25...1.5 | | |
| Ferrule with plastic collar | mm² | 0.25...0.75 | | |
| Stripping length | mm | 8 | | |
| Screwdriver blade | mm | | | |
| According to norm | | | | |
| Tightening torque range | Nm | | | |
| **Rated current, max.** | **A** | **17.5** | | **17.5** |
| At ambient temperature | | 20°C | | 40°C |
| For conductor cross-section | mm² | 1.5 | | |
| Overvoltage category | | III | III | II |
| Pollution severity | | 3 | 2 | 2 |
| **Rated voltage** | **V** | **160** | **160** | **320** |
| Rated impulse voltage | kV | 2.5 | 2.5 | 2.5 |
| **UL / CUL (Use Group)** | | **B** | **C** | **D** |
| **Rated voltage** | **V** | **300** | | **300** |
| **Rated current** | **A** | **12** | | **10** |
| **AWG conductor** | **AWG** | **24-16** | | |
| **CSA (Use Group)** | | **B** | **C** | **D** |
| Rated voltage | V | 300 | | 300 |
| Rated current | A | 10 | | 10 |
| AWG conductor | AWG | 24-16 | | |
| **General data** | | | | |
| Type of insulation material | | LCP GF | | |
| Flammability class UL 94 | | V-0 | | |
| Contact base material | | Copper alloy | | |
| Material of contact surface | | tinned | | |
| Pin dimensions = d | mm | 0.35 x 0.8 | | |
| Solder eyelet Ø = D | mm | 1.1 | | |
| Solder eyelet Ø tolerance | mm | + 0,1 | | |

## Accessories

**Note:** Refer to the Accessories chapter for additional accessories.

| Screwdriver | | Order No. |
|---|---|---|
|  | SD 0,4x2,5x75 | 9009030000 |
| | SDI 0,4x2,5x75 | 9008370000 |

## Ordering data

| Solder pin length | | | | 1.5 mm | 3.5 mm |
|---|---|---|---|---|---|
| Colour | | | | black | black |
| **Pitch** | **3.50 mm** | | | | |
| **Pol.** | L1 | (inch) | **Qty.** | **Order No.** | **Order No.** |
| 2 | 3.50 | 0.138 | 71 | **1870640000** | **1825640000** |
| 3 | 7.00 | 0.276 | 49 | **1870650000** | **1825650000** |
| 4 | 10.50 | 0.413 | 37 | **1870660000** | **1825660000** |
| 5 | 14.00 | 0.551 | 30 | **1870670000** | **1825670000** |
| 6 | 17.50 | 0.689 | 25 | **1870680000** | **1825680000** |
| 7 | 21.00 | 0.827 | 21 | **1870690000** | **1825690000** |
| 8 | 24.50 | 0.965 | 19 | **1870700000** | **1825700000** |
| 9 | 28.00 | 1.102 | 17 | **1870710000** | **1825710000** |
| 10 | 31.50 | 1.240 | 15 | **1870720000** | **1825720000** |
| 11 | 35.00 | 1.378 | 14 | **1870730000** | **1825730000** |
| 12 | 38.50 | 1.516 | 12 | **1870740000** | **1825740000** |
| 13 | 42.00 | 1.654 | 11 | **1870750000** | **1870350000** |
| 14 | 45.50 | 1.791 | 11 | **1870760000** | **1870360000** |
| 15 | 49.00 | 1.929 | 10 | **1870770000** | **1870370000** |
| 16 | 52.50 | 2.067 | 9 | **1870790000** | **1870510000** |
| 17 | 56.00 | 2.205 | 9 | **1870800000** | **1870520000** |
| 18 | 59.50 | 2.343 | 8 | **1870830000** | **1870540000** |
| 19 | 63.00 | 2.480 | 8 | **1870840000** | **1870560000** |
| 20 | 66.50 | 2.618 | 7 | **1870850000** | **1870570000** |
| 21 | 70.00 | 2.756 | 7 | **1870860000** | **1870600000** |
| 22 | 73.50 | 2.894 | 7 | **1870870000** | **1870610000** |
| 23 | 77.00 | 3.031 | 6 | **1870880000** | **1870620000** |
| 24 | 80.50 | 3.169 | 6 | **1870890000** | **1870630000** |

**Representative derating curve**

LSF-SMT 3.5/../180 3.5

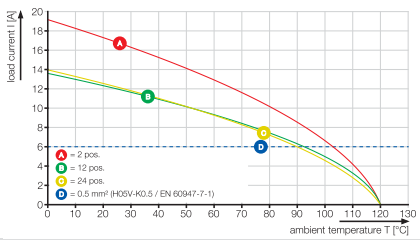




«ЭЛЕКТРО-ПРОФИ» - http://www.ep.ru

## LSF-SMT 3.5/../180 Tape

**Reflow-compatible PCB Terminal**




**Dimensioned drawing**

## Ordering data

| Solder pin length | | | | 1.5 mm | 3.5 mm |
|---|---|---|---|---|---|
| Colour | | | | black | black |
| **Pitch** | **3.50 mm** | | | | |
| **Pol.** | L1 | (inch) | **Qty.** | **Order No.** | **Order No.** |
| 2 | 3.50 | 0.138 | 175 | **1874490000** | **1874510000** |
| 3 | 7.00 | 0.276 | 175 | **1874300000** | **1874520000** |
| 4 | 10.50 | 0.413 | 175 | **1874280000** | **1874540000** |
| 5 | 14.00 | 0.551 | 175 | **1874310000** | **1874560000** |
| 6 | 17.50 | 0.689 | 175 | **1874320000** | **1874590000** |
| 7 | 21.00 | 0.827 | 175 | **1874340000** | **1874600000** |
| 8 | 24.50 | 0.965 | 175 | **1874350000** | **1874610000** |
| 9 | 28.00 | 1.102 | 175 | **1874370000** | **1874620000** |
| 10 | 31.50 | 1.240 | 175 | **1874380000** | **1874640000** |
| 11 | 35.00 | 1.378 | 175 | **1874400000** | **1874660000** |
| 12 | 38.50 | 1.516 | 175 | **1874420000** | **1874680000** |

Tape widths: 32, 44, 56, 72, 88

**Additional derating curves**

LSF-SMT 3.5/../180 3.5

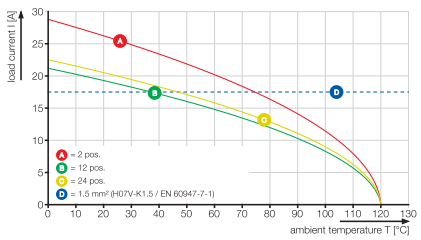




«ЭЛЕКТРО-ПРОФИ» - http://www.ep.ru

## LSF-SMT 3.81/../90




PCB Terminal for fully automatic assembly, in 3.81 mm pitch, for THR reflow soldering (SMT) and wave soldering.

- PUSH IN wire connection, for wire cross-sections up to 1.5 mm².
- Form and dimensional stability provided by the LCP insulating material.
- Conductor inserted and slider operated in same direction (TOP).
- Packaged in tube (TU) or on anti-static roll (tape-on-reel), RL.
- Pin lengths optimised to 1.5 mm or 3.5 mm.
- Wire outlet direction: 90°

## Product data

IEC: 320 V / 17.5 A / 0.2 - 1.5 mm²
UL: 300 V / 12 A / AWG 24 - 16

**For additional articles and information, refer to catalog.weidmueller.com**

**Note:**

- Rated current related to rated cross-section and min. No. of poles.
- Wire end ferrule without plastic collar to DIN 46228/1
- P on drg. = pitch
- Operating force of slider max. 40 N
- Rated data refer only to the component itself. Clearance and creepage distances to other components are to be designed in accordance with the relevant application standards.
- Crimping shape „A" for wire end ferrules with PZ 6/5 crimping tool are recommended for the largest cable sizes.

## LSF-SMT 3.81/../90

**Reflow-compatible PCB Terminal**




**Dimensioned drawing**

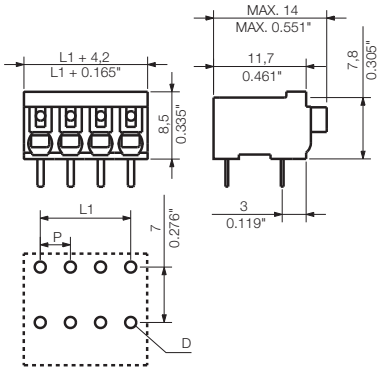


## Technical data

| In compliance with IEC 60664-1 / IEC 61984 | | | | |
|---|---|---|---|---|
| Clamping range, max. | mm² | 0.13...1.5 | | |
| **Solid core H05(07) V-U** | **mm²** | **0.2...1.5** | | |
| Stranded H07 V-R | | | | |
| Flexible H05(07) V-K | mm² | 0.2...1.5 | | |
| Flexible with ferrule | mm² | 0.25...1.5 | | |
| Ferrule with plastic collar | mm² | 0.25...0.75 | | |
| Stripping length | mm | 8 | | |
| Screwdriver blade | mm | | | |
| According to norm | | | | |
| Tightening torque range | Nm | | | |
| **Rated current, max.** | **A** | **17.5** | | **17.5** |
| At ambient temperature | | 20°C | | 40°C |
| For conductor cross-section | mm² | 1.5 | | |
| Overvoltage category | | III | III | II |
| Pollution severity | | 3 | 2 | 2 |
| **Rated voltage** | **V** | **160** | **160** | **320** |
| Rated impulse voltage | kV | 2.5 | 2.5 | 2.5 |
| **UL / CUL (Use Group)** | | **B** | **C** | **D** |
| **Rated voltage** | **V** | **300** | | **300** |
| **Rated current** | **A** | **12** | | **10** |
| **AWG conductor** | **AWG** | **24-16** | | |
| **CSA (Use Group)** | | **B** | **C** | **D** |
| Rated voltage | V | 300 | | 300 |
| Rated current | A | 10 | | 10 |
| AWG conductor | AWG | 24-16 | | |
| **General data** | | | | |
| Type of insulation material | | LCP GF | | |
| Flammability class UL 94 | | V-0 | | |
| Contact base material | | Copper alloy | | |
| Material of contact surface | | tinned | | |
| Pin dimensions = d | mm | 0.35 x 0.8 | | |
| Solder eyelet Ø = D | mm | 1.1 | | |
| Solder eyelet Ø tolerance | mm | + 0,1 | | |

## Accessories

**Note:** Refer to the Accessories chapter for additional accessories.

| Screwdriver | Order No. |
|---|---|
| SD 0,4x2,5x75 | 9009030000 |
| SDI 0,4x2,5x75 | 9008370000 |

## Ordering data

| Solder pin length | | | | 1.5 mm | 3.5 mm |
|---|---|---|---|---|---|
| Colour | | | | black | black |
| **Pitch** | **3.81 mm** | | | | |
| **Pol.** | L1 | (inch) | **Qty.** | **Order No.** | **Order No.** |
| 2 | 3.81 | 0.150 | 69 | **1869360000** | **1824620000** |
| 3 | 7.62 | 0.300 | 46 | **1869370000** | **1824630000** |
| 4 | 11.43 | 0.450 | 35 | **1869380000** | **1824640000** |
| 5 | 15.24 | 0.600 | 28 | **1869390000** | **1824650000** |
| 6 | 19.05 | 0.750 | 23 | **1869400000** | **1824660000** |
| 7 | 22.86 | 0.900 | 20 | **1869410000** | **1824690000** |
| 8 | 26.67 | 1.050 | 17 | **1869420000** | **1824700000** |
| 9 | 30.48 | 1.200 | 15 | **1869430000** | **1824710000** |
| 10 | 34.29 | 1.350 | 14 | **1869440000** | **1824720000** |
| 11 | 38.10 | 1.500 | 13 | **1869450000** | **1824730000** |
| 12 | 41.91 | 1.650 | 12 | **1869460000** | **1825300000** |
| 13 | 45.72 | 1.800 | 11 | **1869470000** | **1871200000** |
| 14 | 49.53 | 1.950 | 10 | **1869480000** | **1871210000** |
| 15 | 53.34 | 2.100 | 9 | **1869500000** | **1871220000** |
| 16 | 57.15 | 2.250 | 9 | **1869510000** | **1871230000** |
| 17 | 60.96 | 2.400 | 8 | **1869520000** | **1871240000** |
| 18 | 64.77 | 2.550 | 8 | **1869530000** | **1871250000** |
| 19 | 68.58 | 2.700 | 7 | **1869540000** | **1871260000** |
| 20 | 72.39 | 2.850 | 7 | **1869550000** | **1871270000** |
| 21 | 76.20 | 3.000 | 6 | **1869560000** | **1871280000** |
| 22 | 80.01 | 3.150 | 6 | **1869570000** | **1871290000** |
| 23 | 83.82 | 3.300 | 6 | **1869580000** | **1871300000** |
| 24 | 87.63 | 3.450 | 6 | **1869590000** | **1871310000** |

**Representative derating curve**

LSF-SMT 3.81/../90 3.5

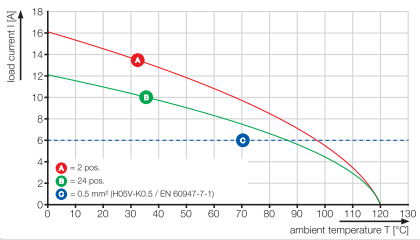




«ЭЛЕКТРО-ПРОФИ» - http://www.ep.ru

## LSF-SMT 3.81../90 Tape

**Reflow-compatible PCB Terminal**




**Dimensioned drawing**

## Ordering data

| Solder pin length | | | | 1.5 mm | 3.5 mm |
|---|---|---|---|---|---|
| Colour | | | | black | black |
| **Pitch** | **3.81 mm** | | | | |
| **Pol.** | L1 | (inch) | **Qty.** | **Order No.** | **Order No.** |
| 2 | 3.81 | 0.150 | 265 | **1875170000** | **1875920000** |
| 3 | 7.62 | 0.300 | 265 | **1875230000** | **1875930000** |
| 4 | 11.43 | 0.450 | 265 | **1875240000** | **1875940000** |
| 5 | 15.24 | 0.600 | 265 | **1875250000** | **1875950000** |
| 6 | 19.05 | 0.750 | 265 | **1875260000** | **1875960000** |
| 7 | 22.86 | 0.900 | 265 | **1875270000** | **1875970000** |
| 8 | 26.67 | 1.050 | 265 | **1875280000** | **1875980000** |
| 9 | 30.48 | 1.200 | 265 | **1875290000** | **1875990000** |
| 10 | 34.29 | 1.350 | 265 | **1875300000** | **1876000000** |
| 11 | 38.10 | 1.500 | 265 | **1875310000** | **1876010000** |

Tape widths: 32, 44, 56, 72, 88

**Additional derating curves**

LSF-SMT 3.81../90 3.5

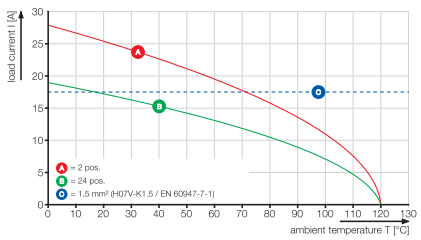




«ЭЛЕКТРО-ПРОФИ» - http://www.ep.ru

## LSF-SMT 3.81/../135




PCB Terminal for fully automatic assembly, in 3.81 mm pitch, for THR reflow soldering (SMT) and wave soldering.

- PUSH IN wire connection, for wire cross-sections up to 1.5 mm².
- Form and dimensional stability provided by the LCP insulating material.
- Conductor inserted and slider operated in same direction (TOP).
- Packaged in tube (TU) or on anti-static roll (tape-on-reel), RL.
- Pin lengths optimised to 1.5 mm or 3.5 mm.
- Wire outlet direction: 135°

## Product data

IEC: 320 V / 17.5 A / 0.2 - 1.5 mm²
UL: 300 V / 12 A / AWG 24 - 16

**For additional articles and information, refer to catalog.weidmueller.com**

**Note:**

- Rated current related to rated cross-section and min. No. of poles.
- Wire end ferrule without plastic collar to DIN 46228/1
- P on drg. = pitch
- Operating force of slider max. 40 N
- Rated data refer only to the component itself. Clearance and creepage distances to other components are to be designed in accordance with the relevant application standards.
- Crimping shape „A" for wire end ferrules with PZ 6/5 crimping tool are recommended for the largest cable sizes.

## LSF-SMT 3.81/../135

**Reflow-compatible PCB Terminal**




**Dimensioned drawing**

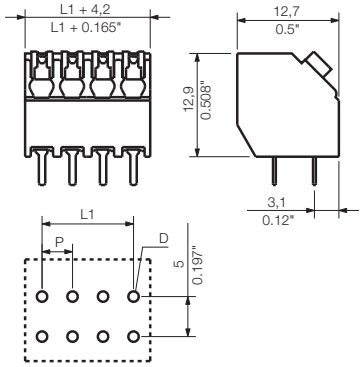


## Technical data

| In compliance with IEC 60664-1 / IEC 61984 | | | | |
|---|---|---|---|---|
| Clamping range, max. | mm² | 0.13...1.5 | | |
| **Solid core H05(07) V-U** | **mm²** | **0.2...1.5** | | |
| Stranded H07 V-R | | | | |
| Flexible H05(07) V-K | mm² | 0.2...1.5 | | |
| Flexible with ferrule | mm² | 0.25...1.5 | | |
| Ferrule with plastic collar | mm² | 0.25...0.75 | | |
| Stripping length | mm | 8 | | |
| Screwdriver blade | mm | | | |
| According to norm | | | | |
| Tightening torque range | Nm | | | |
| **Rated current, max.** | **A** | **17.5** | | **17.5** |
| At ambient temperature | | 20°C | | 40°C |
| For conductor cross-section | mm² | | 1.5 | |
| Overvoltage category | | III | III | II |
| Pollution severity | | 3 | 2 | 2 |
| **Rated voltage** | **V** | **160** | **160** | **320** |
| Rated impulse voltage | kV | 2.5 | 2.5 | 2.5 |
| **UL / CUL (Use Group)** | | **B** | **C** | **D** |
| **Rated voltage** | **V** | **300** | | **300** |
| **Rated current** | **A** | **12** | | **10** |
| **AWG conductor** | **AWG** | | **24-16** | |
| **CSA (Use Group)** | | **B** | **C** | **D** |
| Rated voltage | V | 300 | | 300 |
| Rated current | A | 10 | | 10 |
| AWG conductor | AWG | | 24-16 | |
| **General data** | | | | |
| Type of insulation material | | | LCP GF | |
| Flammability class UL 94 | | | V-0 | |
| Contact base material | | | Copper alloy | |
| Material of contact surface | | | tinned | |
| Pin dimensions = d | mm | | 0.35 x 0.8 | |
| Solder eyelet Ø = D | mm | | 1.1 | |
| Solder eyelet Ø tolerance | mm | | + 0,1 | |

## Accessories

**Note:** Refer to the Accessories chapter for additional accessories.

| Screwdriver | | Order No. |
|---|---|---|
|  | SD 0,4x2,5x75 | 9009030000 |
| | SDI 0,4x2,5x75 | 9008370000 |

## Ordering data

| Solder pin length | | | | 1.5 mm | 3.5 mm |
|---|---|---|---|---|---|
| Colour | | | | black | black |
| **Pitch** | **3.81 mm** | | | | |
| **Pol.** | L1 | (inch) | **Qty.** | **Order No.** | **Order No.** |
| 2 | 3.81 | 0.150 | 69 | 1885410000 | 1885880000 |
| 3 | 7.62 | 0.300 | 46 | 1885420000 | 1885890000 |
| 4 | 11.43 | 0.450 | 35 | 1885430000 | 1885900000 |
| 5 | 15.24 | 0.600 | 28 | 1885440000 | 1885910000 |
| 6 | 19.05 | 0.750 | 23 | 1885450000 | 1885920000 |
| 7 | 22.86 | 0.900 | 20 | 1885460000 | 1885930000 |
| 8 | 26.67 | 1.050 | 17 | 1885470000 | 1885940000 |
| 9 | 30.48 | 1.200 | 15 | 1885480000 | 1885950000 |
| 10 | 34.29 | 1.350 | 14 | 1885490000 | 1885960000 |
| 11 | 38.10 | 1.500 | 13 | 1885510000 | 1885970000 |
| 12 | 41.91 | 1.650 | 12 | 1885520000 | 1885980000 |
| 13 | 45.72 | 1.800 | 11 | 1885530000 | 1885990000 |
| 14 | 49.53 | 1.950 | 10 | 1885540000 | 1886000000 |
| 15 | 53.34 | 2.100 | 9 | 1885550000 | 1886010000 |
| 16 | 57.15 | 2.250 | 9 | 1885560000 | 1886020000 |
| 17 | 60.96 | 2.400 | 8 | 1885570000 | 1886030000 |
| 18 | 64.77 | 2.550 | 8 | 1885580000 | 1886040000 |
| 19 | 68.58 | 2.700 | 7 | 1885590000 | 1886050000 |
| 20 | 72.39 | 2.850 | 7 | 1885600000 | 1886060000 |
| 21 | 76.20 | 3.000 | 6 | 1885610000 | 1886070000 |
| 22 | 80.01 | 3.150 | 6 | 1885620000 | 1886080000 |
| 23 | 83.82 | 3.300 | 6 | 1885630000 | 1886090000 |
| 24 | 87.63 | 3.450 | 6 | 1885640000 | 1886100000 |

**Representative derating curve**

LSF-SMT 3.81/../135 1.5

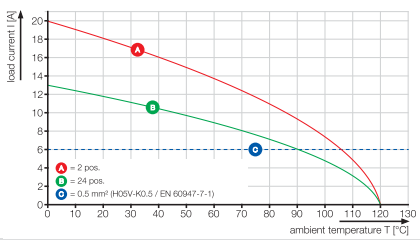




«ЭЛЕКТРО-ПРОФИ» - http://www.ep.ru

## LSF-SMT 3.81../135 Tape

**Reflow-compatible PCB Terminal**




**Dimensioned drawing**

### Ordering data

| Solder pin length | | | | 1.5 mm | 3.5 mm |
|---|---|---|---|---|---|
| Colour | | | | black | black |
| **Pitch** | **3.81 mm** | | | | |
| **Pol.** | L1 | (inch) | **Qty.** | **Order No.** | **Order No.** |
| 2 | 3.81 | 0.150 | 190 | **1888450000** | **1888320000** |
| 3 | 7.62 | 0.300 | 190 | **1888460000** | **1888330000** |
| 4 | 11.43 | 0.450 | 190 | **1888470000** | **1888340000** |
| 5 | 15.24 | 0.600 | 190 | **1888480000** | **1888380000** |
| 6 | 19.05 | 0.750 | 190 | **1888490000** | **1888390000** |
| 7 | 22.86 | 0.900 | 190 | **1888500000** | **1888400000** |
| 8 | 26.67 | 1.050 | 190 | **1888510000** | **1888410000** |
| 9 | 30.48 | 1.200 | 190 | **1888520000** | **1888420000** |
| 10 | 34.29 | 1.350 | 190 | **1888530000** | **1888430000** |
| 11 | 38.10 | 1.500 | 190 | **1888540000** | **1888440000** |

Tape widths: 32, 44, 56, 72, 88

**Additional derating curves**

LSF-SMT 3.81../135 1.5

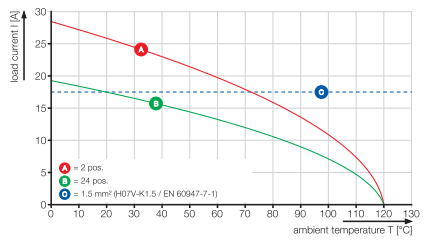




«ЭЛЕКТРО-ПРОФИ» - http://www.ep.ru

## LSF-SMT 3.81/../180




PCB Terminal for fully automatic assembly, in 3.81 mm pitch, for THR reflow soldering (SMT) and wave soldering.

- PUSH IN wire connection, for wire cross-sections up to 1.5 mm².
- Form and dimensional stability provided by the LCP insulating material.
- Conductor inserted and slider operated in same direction (TOP).
- Packaged in tube (TU) or on anti-static roll (tape-on-reel), RL.
- Pin lengths optimised to 1.5 mm or 3.5 mm.
- Wire outlet direction: 180°

## Product data

IEC: 320 V / 17.5 A / 0.2 - 1.5 mm²
UL: 300 V / 12 A / AWG 24 - 16

**For additional articles and information, refer to catalog.weidmueller.com**

**Note:**

- Rated current related to rated cross-section and min. No. of poles.
- Wire end ferrule without plastic collar to DIN 46228/1
- P on drg. = pitch
- Operating force of slider max. 40 N
- Rated data refer only to the component itself. Clearance and creepage distances to other components are to be designed in accordance with the relevant application standards.
- Crimping shape „A" for wire end ferrules with PZ 6/5 crimping tool are recommended for the largest cable sizes.

## LSF-SMT 3.81/../180

**Reflow-compatible PCB Terminal**




**Dimensioned drawing**

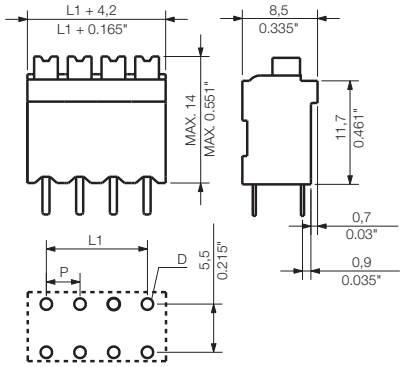


## Technical data

| In compliance with IEC 60664-1 / IEC 61984 | | | | |
|---|---|---|---|---|
| Clamping range, max. | mm² | 0.13...1.5 | | |
| **Solid core H05(07) V-U** | **mm²** | **0.2...1.5** | | |
| Stranded H07 V-R | | | | |
| Flexible H05(07) V-K | mm² | 0.2...1.5 | | |
| Flexible with ferrule | mm² | 0.25...1.5 | | |
| Ferrule with plastic collar | mm² | 0.25...0.75 | | |
| Stripping length | mm | 8 | | |
| Screwdriver blade | mm | | | |
| According to norm | | | | |
| Tightening torque range | Nm | | | |
| **Rated current, max.** | **A** | **17.5** | | **17.5** |
| At ambient temperature | | 20°C | | 40°C |
| For conductor cross-section | mm² | 1.5 | | |
| Overvoltage category | | III | III | II |
| Pollution severity | | 3 | 2 | 2 |
| **Rated voltage** | **V** | **160** | **160** | **320** |
| Rated impulse voltage | kV | 2.5 | 2.5 | 2.5 |
| **UL / CUL (Use Group)** | | **B** | **C** | **D** |
| **Rated voltage** | **V** | **300** | | **300** |
| **Rated current** | **A** | **12** | | **10** |
| **AWG conductor** | **AWG** | **24-16** | | |
| **CSA (Use Group)** | | **B** | **C** | **D** |
| Rated voltage | V | 300 | | 300 |
| Rated current | A | 10 | | 10 |
| AWG conductor | AWG | 24-16 | | |
| **General data** | | | | |
| Type of insulation material | | LCP GF | | |
| Flammability class UL 94 | | V-0 | | |
| Contact base material | | Copper alloy | | |
| Material of contact surface | | tinned | | |
| Pin dimensions = d | mm | 0.35 x 0.8 | | |
| Solder eyelet Ø = D | mm | 1.1 | | |
| Solder eyelet Ø tolerance | mm | + 0,1 | | |

## Accessories

**Note:** Refer to the Accessories chapter for additional accessories.

| Screwdriver | | Order No. |
|---|---|---|
|  | SD 0,4x2,5x75 | 9009030000 |
| | SDI 0,4x2,5x75 | 9008370000 |

## Ordering data

| Solder pin length | | | | 1.5 mm | 3.5 mm |
|---|---|---|---|---|---|
| Colour | | | | black | black |
| **Pitch** | **3.81 mm** | | | | |
| **Pol.** | L1 | (inch) | **Qty.** | **Order No.** | **Order No.** |
| 2 | 3.81 | 0.150 | 69 | **1869890000** | **1825790000** |
| 3 | 7.62 | 0.300 | 46 | **1869900000** | **1825800000** |
| 4 | 11.43 | 0.450 | 35 | **1869910000** | **1825810000** |
| 5 | 15.24 | 0.600 | 28 | **1869920000** | **1825820000** |
| 6 | 19.05 | 0.750 | 23 | **1869930000** | **1825830000** |
| 7 | 22.86 | 0.900 | 20 | **1869940000** | **1825840000** |
| 8 | 26.67 | 1.050 | 17 | **1869950000** | **1825850000** |
| 9 | 30.48 | 1.200 | 15 | **1869960000** | **1825870000** |
| 10 | 34.29 | 1.350 | 14 | **1869970000** | **1825880000** |
| 11 | 38.10 | 1.500 | 13 | **1870000000** | **1825890000** |
| 12 | 41.91 | 1.650 | 12 | **1870010000** | **1825920000** |
| 13 | 45.72 | 1.800 | 11 | **1870020000** | **1870900000** |
| 14 | 49.53 | 1.950 | 10 | **1870030000** | **1870910000** |
| 15 | 53.34 | 2.100 | 9 | **1870040000** | **1870920000** |
| 16 | 57.15 | 2.250 | 9 | **1870050000** | **1870930000** |
| 17 | 60.96 | 2.400 | 8 | **1870060000** | **1870940000** |
| 18 | 64.77 | 2.550 | 8 | **1870070000** | **1870950000** |
| 19 | 68.58 | 2.700 | 7 | **1870080000** | **1870960000** |
| 20 | 72.39 | 2.850 | 7 | **1870090000** | **1870970000** |
| 21 | 76.20 | 3.000 | 6 | **1870100000** | **1870980000** |
| 22 | 80.01 | 3.150 | 6 | **1870110000** | **1870990000** |
| 23 | 83.82 | 3.300 | 6 | **1870120000** | **1871000000** |
| 24 | 87.63 | 3.450 | 6 | **1870130000** | **1871010000** |

**Representative derating curve**

LSF-SMT 3.81/../180 3.5

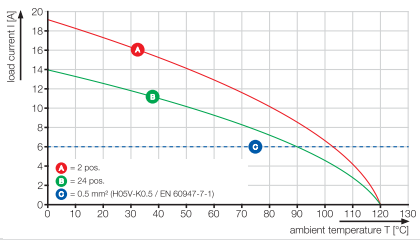




«ЭЛЕКТРО-ПРОФИ» - http://www.ep.ru

## LSF-SMT 3.81../180 Tape

**Reflow-compatible PCB Terminal**




**Dimensioned drawing**

## Ordering data

| Solder pin length | | | | 1.5 mm | 3.5 mm |
|---|---|---|---|---|---|
| Colour | | | | black | black |
| **Pitch** | **3.81 mm** | | | | |
| **Pol.** | L1 | (inch) | **Qty.** | **Order No.** | **Order No.** |
| 2 | 3.81 | 0.150 | 175 | **1875320000** | **1875550000** |
| 3 | 7.62 | 0.300 | 175 | **1875330000** | **1875570000** |
| 4 | 11.43 | 0.450 | 175 | **1875340000** | **1875590000** |
| 5 | 15.24 | 0.600 | 175 | **1875350000** | **1875650000** |
| 6 | 19.05 | 0.750 | 175 | **1875360000** | **1875670000** |
| 7 | 22.86 | 0.900 | 175 | **1875370000** | **1875680000** |
| 8 | 26.67 | 1.050 | 175 | **1875380000** | **1875710000** |
| 9 | 30.48 | 1.200 | 175 | **1875390000** | **1875730000** |
| 10 | 34.29 | 1.350 | 175 | **1875400000** | **1875760000** |
| 11 | 38.10 | 1.500 | 175 | **1875410000** | **1875810000** |

Tape widths: 32, 44, 56, 72, 88

**Additional derating curves**

LSF-SMT 3.81../180 3.5

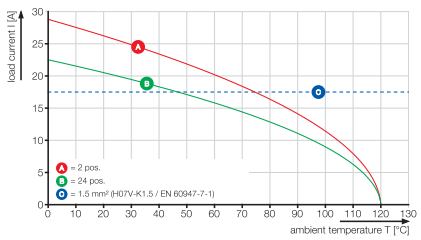




«ЭЛЕКТРО-ПРОФИ» - http://www.ep.ru

## LSF-SMT 5.00/../90




PCB Terminal for fully automatic assembly, in 5.00 mm pitch, for THR reflow soldering (SMT) and wave soldering.

- PUSH IN wire connection, for wire cross-sections up to 1.5 mm².
- Form and dimensional stability provided by the LCP insulating material.
- Conductor inserted and slider operated in same direction (TOP).
- Packaged in tube (TU) or on anti-static roll (tape-on-reel), RL.
- Pin lengths optimised to 1.5 mm or 3.5 mm.
- Wire outlet direction: 90°

## Product data

IEC: 500 V / 17.5 A / 0.2 - 1.5 mm²
UL: 300 V / 12 A / AWG 24 - 16

**For additional articles and information, refer to catalog.weidmueller.com**

**Note:**

- Rated current related to rated cross-section and min. No. of poles.
- Wire end ferrule without plastic collar to DIN 46228/1
- P on drg. = pitch
- Operating force of slider max. 40 N
- Rated data refer only to the component itself. Clearance and creepage distances to other components are to be designed in accordance with the relevant application standards.
- Crimping shape „A" for wire end ferrules with PZ 6/5 crimping tool are recommended for the largest cable sizes.

## LSF-SMT 5.00/../90

**Reflow-compatible PCB Terminal**




**Dimensioned drawing**

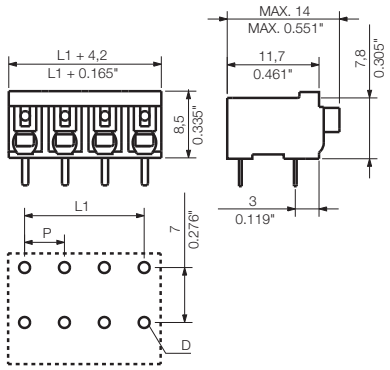


## Technical data

| In compliance with IEC 60664-1 / IEC 61984 | | | | |
|---|---|---|---|---|
| Clamping range, max. | mm² | 0.13...1.5 | | |
| **Solid core H05(07) V-U** | **mm²** | **0.2...1.5** | | |
| Stranded H07 V-R | | | | |
| Flexible H05(07) V-K | mm² | 0.2...1.5 | | |
| Flexible with ferrule | mm² | 0.25...1.5 | | |
| Ferrule with plastic collar | mm² | 0.25...0.75 | | |
| Stripping length | mm | 8 | | |
| Screwdriver blade | mm | | | |
| According to norm | | | | |
| Tightening torque range | Nm | | | |
| **Rated current, max.** | **A** | **17.5** | | **17.5** |
| At ambient temperature | | 20°C | | 40°C |
| For conductor cross-section | mm² | 1.5 | | |
| Overvoltage category | | III | III | II |
| Pollution severity | | 3 | 2 | 2 |
| **Rated voltage** | **V** | **250** | **320** | **500** |
| Rated impulse voltage | kV | 4 | 4 | 4 |
| **UL / CUL (Use Group)** | | **B** | **C** | **D** |
| **Rated voltage** | **V** | **300** | | **300** |
| **Rated current** | **A** | **12** | | **10** |
| **AWG conductor** | **AWG** | **24-16** | | |
| **CSA (Use Group)** | | **B** | **C** | **D** |
| Rated voltage | V | 300 | | 300 |
| Rated current | A | 10 | | 10 |
| AWG conductor | AWG | 24-16 | | |
| **General data** | | | | |
| Type of insulation material | | LCP GF | | |
| Flammability class UL 94 | | V-0 | | |
| Contact base material | | Copper alloy | | |
| Material of contact surface | | tinned | | |
| Pin dimensions = d | mm | 0.35 x 0.8 | | |
| Solder eyelet Ø = D | mm | 1.1 | | |
| Solder eyelet Ø tolerance | mm | + 0,1 | | |

## Accessories

**Note:** Refer to the Accessories chapter for additional accessories.

| Screwdriver | | Order No. |
|---|---|---|
|  | SD 0,4x2,5x75 | 9009030000 |
| | SDI 0,4x2,5x75 | 9008370000 |

## Ordering data

| Solder pin length | | | | 1.5 mm | 3.5 mm |
|---|---|---|---|---|---|
| Colour | | | | black | black |
| **Pitch** | **5.00 mm** | | | | |
| **Pol.** | L1 | (inch) | **Qty.** | **Order No.** | **Order No.** |
| 2 | 5.00 | 0.197 | 60 | **1869600000** | **1824740000** |
| 3 | 10.00 | 0.394 | 39 | **1869610000** | **1824750000** |
| 4 | 15.00 | 0.591 | 28 | **1869620000** | **1824760000** |
| 5 | 20.00 | 0.787 | 22 | **1869630000** | **1824770000** |
| 6 | 25.00 | 0.984 | 18 | **1869640000** | **1824780000** |
| 7 | 30.00 | 1.181 | 16 | **1869650000** | **1824790000** |
| 8 | 35.00 | 1.378 | 14 | **1869660000** | **1824800000** |

**Representative derating curve**

LSF-SMT 5.00/../90 3.5

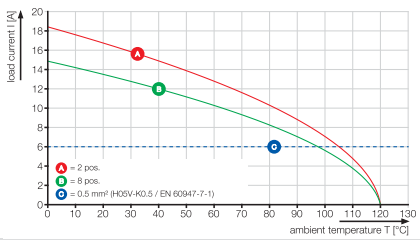




«ЭЛЕКТРО-ПРОФИ» - http://www.ep.ru

## LSF-SMT 5.00/../90 Tape

**Reflow-compatible PCB Terminal**




**Dimensioned drawing**

## Ordering data

| Solder pin length | | | | 1.5 mm | 3.5 mm |
|---|---|---|---|---|---|
| Colour | | | | black | black |
| **Pitch** | **5.00 mm** | | | | |
| **Pol.** | L1 | (inch) | **Qty.** | **Order No.** | **Order No.** |
| 2 | 5.00 | 0.197 | 265 | **1876240000** | **1876430000** |
| 3 | 10.00 | 0.394 | 265 | **1876260000** | **1876510000** |
| 4 | 15.00 | 0.591 | 265 | **1876270000** | **1876530000** |
| 5 | 20.00 | 0.787 | 265 | **1876280000** | **1876550000** |
| 6 | 25.00 | 0.984 | 265 | **1876300000** | **1876560000** |
| 7 | 30.00 | 1.181 | 265 | **1876330000** | **1876540000** |
| 8 | 35.00 | 1.378 | 265 | **1876350000** | **1876520000** |

Tape widths: 32, 44, 56, 72, 88

**Additional derating curves**

LSF-SMT 5.00/../90 3.5

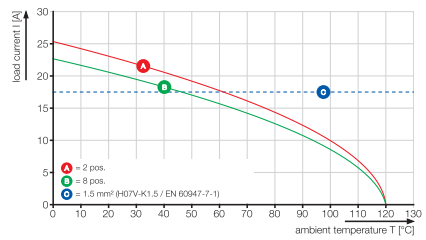




«ЭЛЕКТРО-ПРОФИ» - http://www.ep.ru

## LSF-SMT 5.00/../135




PCB Terminal for fully automatic assembly, in 5.00 mm pitch, for THR reflow soldering (SMT) and wave soldering.

- PUSH IN wire connection, for wire cross-sections up to 1.5 mm².
- Form and dimensional stability provided by the LCP insulating material.
- Conductor inserted and slider operated in same direction (TOP).
- Packaged in tube (TU) or on anti-static roll (tape-on-reel), RL.
- Pin lengths optimised to 1.5 mm or 3.5 mm.
- Wire outlet direction: 135°

## Product data

IEC: 500 V / 17.5 A / 0.2 - 1.5 mm²
UL: 300 V / 12 A / AWG 24 - 16

**For additional articles and information, refer to catalog.weidmueller.com**

**Note:**

- Rated current related to rated cross-section and min. No. of poles.
- Wire end ferrule without plastic collar to DIN 46228/1
- P on drg. = pitch
- Operating force of slider max. 40 N
- Rated data refer only to the component itself. Clearance and creepage distances to other components are to be designed in accordance with the relevant application standards.
- Crimping shape „A" for wire end ferrules with PZ 6/5 crimping tool are recommended for the largest cable sizes.

## LSF-SMT 5.00/../135

**Reflow-compatible PCB Terminal**




**Dimensioned drawing**

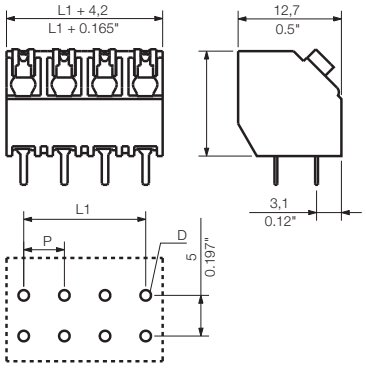


## Technical data

| In compliance with IEC 60664-1 / IEC 61984 | | | | |
|---|---|---|---|---|
| Clamping range, max. | mm² | 0.13...1.5 | | |
| **Solid core H05(07) V-U** | **mm²** | **0.2...1.5** | | |
| Stranded H07 V-R | | | | |
| Flexible H05(07) V-K | mm² | 0.2...1.5 | | |
| Flexible with ferrule | mm² | 0.25...1.5 | | |
| Ferrule with plastic collar | mm² | 0.25...0.75 | | |
| Stripping length | mm | 8 | | |
| Screwdriver blade | mm | | | |
| According to norm | | | | |
| Tightening torque range | Nm | | | |
| **Rated current, max.** | **A** | **17.5** | | **17.5** |
| At ambient temperature | | 20°C | | 40°C |
| For conductor cross-section | mm² | 1.5 | | |
| Overvoltage category | | III | III | II |
| Pollution severity | | 3 | 2 | 2 |
| **Rated voltage** | **V** | **250** | **320** | **500** |
| Rated impulse voltage | kV | 4 | 4 | 4 |
| **UL / CUL (Use Group)** | | **B** | **C** | **D** |
| **Rated voltage** | **V** | **300** | | **300** |
| **Rated current** | **A** | **12** | | **10** |
| **AWG conductor** | **AWG** | **24-16** | | |
| **CSA (Use Group)** | | **B** | **C** | **D** |
| Rated voltage | V | 300 | | 300 |
| Rated current | A | 10 | | 10 |
| AWG conductor | AWG | 24-16 | | |
| **General data** | | | | |
| Type of insulation material | | LCP GF | | |
| Flammability class UL 94 | | V-0 | | |
| Contact base material | | Copper alloy | | |
| Material of contact surface | | tinned | | |
| Pin dimensions = d | mm | 0.35 x 0.8 | | |
| Solder eyelet Ø = D | mm | 1.1 | | |
| Solder eyelet Ø tolerance | mm | + 0,1 | | |

## Accessories

**Note:** Refer to the Accessories chapter for additional accessories.

| Screwdriver | | Order No. |
|---|---|---|
|  | SD 0,4x2,5x75 | 9009030000 |
| | SDI 0,4x2,5x75 | 9008370000 |

## Ordering data

| Solder pin length | | | | 1.5 mm | 3.5 mm |
|---|---|---|---|---|---|
| Colour | | | | black | black |
| **Pitch** | **5.00 mm** | | | | |
| **Pol.** | L1 | (inch) | **Qty.** | **Order No.** | **Order No.** |
| 2 | 5.00 | 0.197 | 60 | **1884530000** | **1884340000** |
| 3 | 10.00 | 0.394 | 39 | **1884540000** | **1884370000** |
| 4 | 15.00 | 0.591 | 28 | **1884550000** | **1884380000** |
| 5 | 20.00 | 0.787 | 22 | **1884560000** | **1884390000** |
| 6 | 25.00 | 0.984 | 18 | **1884570000** | **1884400000** |
| 7 | 30.00 | 1.181 | 16 | **1884580000** | **1884410000** |
| 8 | 35.00 | 1.378 | 14 | **1884590000** | **1884420000** |
| 9 | 40.00 | 1.575 | 12 | **1884600000** | **1884430000** |
| 10 | 45.00 | 1.772 | 11 | **1884660000** | **1884440000** |
| 11 | 50.00 | 1.969 | 10 | **1884670000** | **1884450000** |
| 12 | 55.00 | 2.165 | 9 | **1884680000** | **1884460000** |
| 13 | 60.00 | 2.362 | 8 | **1884690000** | **1884470000** |
| 14 | 65.00 | 2.559 | 8 | **1884700000** | **1884500000** |
| 15 | 70.00 | 2.756 | 7 | **1884710000** | **1884510000** |
| 16 | 75.00 | 2.953 | 6 | **1884720000** | **1884520000** |

**Representative derating curve**

LSF-SMT 5.00/../135 1.5

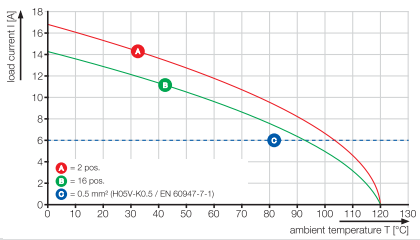




«ЭЛЕКТРО-ПРОФИ» - http://www.ep.ru

## LSF-SMT 5.00/../135 Tape

**Reflow-compatible PCB Terminal**




**Dimensioned drawing**

## Ordering data

| Solder pin length | | | | 1.5 mm | 3.5 mm |
|---|---|---|---|---|---|
| Colour | | | | black | black |
| **Pitch** | **5.00 mm** | | | | |
| **Pol.** | L1 | (inch) | **Qty.** | **Order No.** | **Order No.** |
| 2 | 5.00 | 0.197 | 190 | **1888570000** | **1888640000** |
| 3 | 10.00 | 0.394 | 190 | **1888580000** | **1888650000** |
| 4 | 15.00 | 0.591 | 190 | **1888590000** | **1888660000** |
| 5 | 20.00 | 0.787 | 190 | **1888600000** | **1888670000** |
| 6 | 25.00 | 0.984 | 190 | **1888610000** | **1888680000** |
| 7 | 30.00 | 1.181 | 190 | **1888620000** | **1888690000** |
| 8 | 35.00 | 1.378 | 190 | **1888630000** | **1888700000** |

Tape widths: 32, 44, 56, 72, 88

**Additional derating curves**

LSF-SMT 5.00/../135 1.5

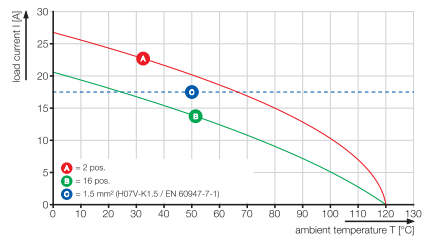




«ЭЛЕКТРО-ПРОФИ» - http://www.ep.ru

## LSF-SMT 5.00/../180




PCB Terminal for fully automatic assembly, in 5.00 mm pitch, for THR reflow soldering (SMT) and wave soldering.

- PUSH IN wire connection, for wire cross-sections up to 1.5 mm².
- Form and dimensional stability provided by the LCP insulating material.
- Conductor inserted and slider operated in same direction (TOP).
- Packaged in tube (TU) or on anti-static roll (tape-on-reel), RL.
- Pin lengths optimised to 1.5 mm or 3.5 mm.
- Wire outlet direction: 180°

## Product data

IEC: 500 V / 17.5 A / 0.2 - 1.5 mm²
UL: 300 V / 12 A / AWG 24 - 16

**For additional articles and information, refer to catalog.weidmueller.com**

**Note:**

- Rated current related to rated cross-section and min. No. of poles.
- Wire end ferrule without plastic collar to DIN 46228/1
- P on drg. = pitch
- Operating force of slider max. 40 N
- Rated data refer only to the component itself. Clearance and creepage distances to other components are to be designed in accordance with the relevant application standards.
- Crimping shape „A" for wire end ferrules with PZ 6/5 crimping tool are recommended for the largest cable sizes.

## LSF-SMT 5.00/../180

**Reflow-compatible PCB Terminal**




**Dimensioned drawing**

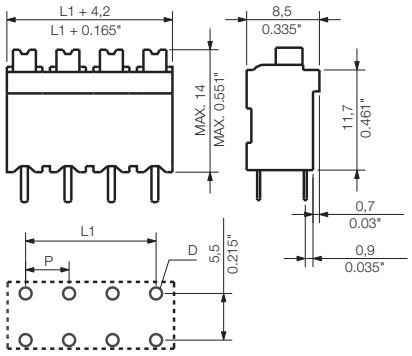


## Technical data

| In compliance with IEC 60664-1 / IEC 61984 | | | | |
|---|---|---|---|---|
| Clamping range, max. | mm² | 0.13...1.5 | | |
| **Solid core H05(07) V-U** | **mm²** | **0.2...1.5** | | |
| Stranded H07 V-R | | | | |
| Flexible H05(07) V-K | mm² | 0.2...1.5 | | |
| Flexible with ferrule | mm² | 0.25...1.5 | | |
| Ferrule with plastic collar | mm² | 0.25...0.75 | | |
| Stripping length | mm | 8 | | |
| Screwdriver blade | mm | | | |
| According to norm | | | | |
| Tightening torque range | Nm | | | |
| **Rated current, max.** | **A** | **17.5** | | **17.5** |
| At ambient temperature | | 20°C | | 40°C |
| For conductor cross-section | mm² | | 1.5 | |
| Overvoltage category | | III | III | II |
| Pollution severity | | 3 | 2 | 2 |
| **Rated voltage** | **V** | **250** | **320** | **500** |
| Rated impulse voltage | kV | 4 | 4 | 4 |
| **UL / CUL (Use Group)** | | **B** | **C** | **D** |
| **Rated voltage** | **V** | **300** | | **300** |
| **Rated current** | **A** | **12** | | **10** |
| **AWG conductor** | **AWG** | | **24-16** | |
| **CSA (Use Group)** | | **B** | **C** | **D** |
| Rated voltage | V | 300 | | 300 |
| Rated current | A | 10 | | 10 |
| AWG conductor | AWG | | 24-16 | |
| **General data** | | | | |
| Type of insulation material | | | LCP GF | |
| Flammability class UL 94 | | | V-0 | |
| Contact base material | | | Copper alloy | |
| Material of contact surface | | | tinned | |
| Pin dimensions = d | mm | | 0.35 x 0.8 | |
| Solder eyelet Ø = D | mm | | 1.1 | |
| Solder eyelet Ø tolerance | mm | | + 0,1 | |

## Accessories

**Note:** Refer to the Accessories chapter for additional accessories.

| Screwdriver | | Order No. |
|---|---|---|
|  | SD 0,4x2,5x75 | 9009030000 |
| | SDI 0,4x2,5x75 | 9008370000 |

## Ordering data

| Solder pin length | | | | 1.5 mm | 3.5 mm |
|---|---|---|---|---|---|
| Colour | | | | black | black |
| **Pitch** | **5.00 mm** | | | | |
| **Pol.** | L1 | (inch) | **Qty.** | **Order No.** | **Order No.** |
| 2 | 5.00 | 0.197 | 60 | **1870140000** | **1825960000** |
| 3 | 10.00 | 0.394 | 39 | **1870150000** | **1825970000** |
| 4 | 15.00 | 0.591 | 28 | **1870160000** | **1825980000** |
| 5 | 20.00 | 0.787 | 22 | **1870170000** | **1825990000** |
| 6 | 25.00 | 0.984 | 18 | **1870180000** | **1826000000** |
| 7 | 30.00 | 1.181 | 16 | **1870190000** | **1826010000** |
| 8 | 35.00 | 1.378 | 14 | **1870200000** | **1826020000** |

**Representative derating curve**

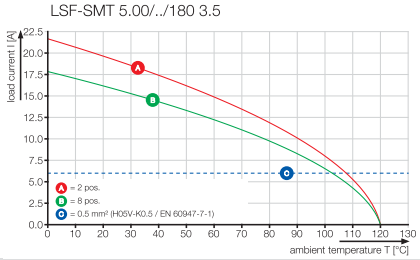




«ЭЛЕКТРО-ПРОФИ» - http://www.ep.ru

## LSF-SMT 5.00/../180 Tape

**Reflow-compatible PCB Terminal**




**Dimensioned drawing**

## Ordering data

| Solder pin length | | | | 1.5 mm | 3.5 mm |
|---|---|---|---|---|---|
| Colour | | | | black | black |
| **Pitch** | **5.00 mm** | | | | |
| **Pol.** | L1 | (inch) | **Qty.** | **Order No.** | **Order No.** |
| 2 | 5.00 | 0.197 | 175 | **1876020000** | **1876110000** |
| 3 | 10.00 | 0.394 | 175 | **1876030000** | **1876130000** |
| 4 | 15.00 | 0.591 | 175 | **1876050000** | **1876140000** |
| 5 | 20.00 | 0.787 | 175 | **1876060000** | **1876160000** |
| 6 | 25.00 | 0.984 | 175 | **1876070000** | **1876200000** |
| 7 | 30.00 | 1.181 | 175 | **1876080000** | **1876220000** |
| 8 | 35.00 | 1.378 | 175 | **1876090000** | **1876230000** |

Tape widths: 32, 44, 56, 72, 88

**Additional derating curves**

LSF-SMT 5.00/../180 3.5

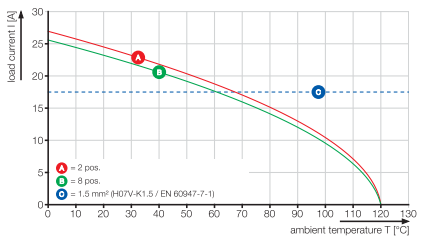




«ЭЛЕКТРО-ПРОФИ» - http://www.ep.ru

## LSF-SMT 5.08/../90




PCB Terminal for fully automatic assembly, in 5.08 mm pitch, for THR reflow soldering (SMT) and wave soldering.

- PUSH IN wire connection, for wire cross-sections up to 1.5 mm².
- Form and dimensional stability provided by the LCP insulating material.
- Conductor inserted and slider operated in same direction (TOP).
- Packaged in tube (TU) or on anti-static roll (tape-on-reel), RL.
- Pin lengths optimised to 1.5 mm or 3.5 mm.
- Wire outlet direction: 90°

## Product data

IEC: 500 V / 17.5 A / 0.2 - 1.5 mm²
UL: 300 V / 12 A / AWG 24 - 16

**For additional articles and information, refer to catalog.weidmueller.com**

**Note:**

- Rated current related to rated cross-section and min. No. of poles.
- Wire end ferrule without plastic collar to DIN 46228/1
- P on drg. = pitch
- Operating force of slider max. 40 N
- Rated data refer only to the component itself. Clearance and creepage distances to other components are to be designed in accordance with the relevant application standards.
- Crimping shape „A" for wire end ferrules with PZ 6/5 crimping tool are recommended for the largest cable sizes.

## LSF-SMT 5.08/../90

**Reflow-compatible PCB Terminal**




**Dimensioned drawing**

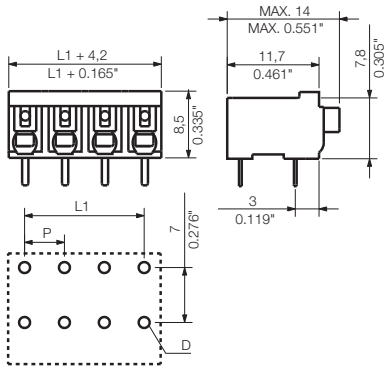


## Technical data

| In compliance with IEC 60664-1 / IEC 61984 | | | | |
|---|---|---|---|---|
| Clamping range, max. | mm² | 0.13...1.5 | | |
| **Solid core H05(07) V-U** | **mm²** | **0.2...1.5** | | |
| Stranded H07 V-R | | | | |
| Flexible H05(07) V-K | mm² | 0.2...1.5 | | |
| Flexible with ferrule | mm² | 0.25...1.5 | | |
| Ferrule with plastic collar | mm² | 0.25...0.75 | | |
| Stripping length | mm | 8 | | |
| Screwdriver blade | mm | | | |
| According to norm | | | | |
| Tightening torque range | Nm | | | |
| **Rated current, max.** | **A** | **17.5** | | **17.5** |
| At ambient temperature | | 20°C | | 40°C |
| For conductor cross-section | mm² | 1.5 | | |
| Overvoltage category | | III | III | II |
| Pollution severity | | 3 | 2 | 2 |
| **Rated voltage** | **V** | **250** | **320** | **500** |
| Rated impulse voltage | kV | 4 | 4 | 4 |
| **UL / CUL (Use Group)** | | **B** | **C** | **D** |
| **Rated voltage** | **V** | **300** | | **300** |
| **Rated current** | **A** | **12** | | **10** |
| **AWG conductor** | **AWG** | **24-16** | | |
| **CSA (Use Group)** | | **B** | **C** | **D** |
| Rated voltage | V | 300 | | 300 |
| Rated current | A | 10 | | 10 |
| AWG conductor | AWG | 24-16 | | |
| **General data** | | | | |
| Type of insulation material | | LCP GF | | |
| Flammability class UL 94 | | V-0 | | |
| Contact base material | | Copper alloy | | |
| Material of contact surface | | tinned | | |
| Pin dimensions = d | mm | 0.35 x 0.8 | | |
| Solder eyelet Ø = D | mm | 1.1 | | |
| Solder eyelet Ø tolerance | mm | + 0,1 | | |

## Accessories

**Note:** Refer to the Accessories chapter for additional accessories.

| Screwdriver | Order No. |
|---|---|
| SD 0,4x2,5x75 | 9009030000 |
| SDI 0,4x2,5x75 | 9008370000 |

## Ordering data

| Solder pin length | | | | 1.5 mm | 3.5 mm |
|---|---|---|---|---|---|
| Colour | | | | black | black |
| **Pitch** | **5.08 mm** | | | | |
| **Pol.** | L1 | (inch) | **Qty.** | **Order No.** | **Order No.** |
| 2 | 5.08 | 0.200 | 59 | **1869670000** | **1824810000** |
| 3 | 10.16 | 0.400 | 38 | **1869680000** | **1824820000** |
| 4 | 15.24 | 0.600 | 28 | **1869690000** | **1824830000** |
| 5 | 20.32 | 0.800 | 22 | **1869700000** | **1824840000** |
| 6 | 25.40 | 1.000 | 18 | **1869710000** | **1824850000** |
| 7 | 30.48 | 1.200 | 15 | **1869720000** | **1824860000** |
| 8 | 35.56 | 1.400 | 13 | **1869730000** | **1824870000** |

**Representative derating curve**

LSF-SMT 5.08/../90 3.5

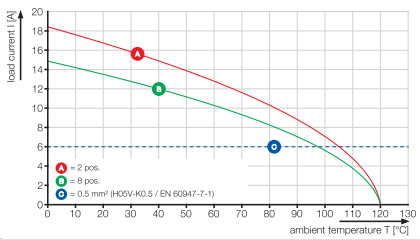




«ЭЛЕКТРО-ПРОФИ» - http://www.ep.ru

## LSF-SMT 5.08/../90 Tape

**Reflow-compatible PCB Terminal**




**Dimensioned drawing**

## Ordering data

| Solder pin length | | | | 1.5 mm | 3.5 mm |
|---|---|---|---|---|---|
| Colour | | | | black | black |
| **Pitch** | **5.08 mm** | | | | |
| **Pol.** | L1 | (inch) | **Qty.** | **Order No.** | **Order No.** |
| 2 | 5.08 | 0.200 | 265 | **1876480000** | **1876470000** |
| 3 | 10.16 | 0.400 | 265 | **1876440000** | **1876420000** |
| 4 | 15.24 | 0.600 | 265 | **1878520000** | **1876310000** |
| 5 | 20.32 | 0.800 | 265 | **1876210000** | **1876190000** |
| 6 | 25.40 | 1.000 | 265 | **1876150000** | **1876120000** |
| 7 | 30.48 | 1.200 | 265 | **1875720000** | **1875690000** |
| 8 | 35.56 | 1.400 | 265 | **1875520000** | **1875510000** |

Tape widths: 32, 44, 56, 72, 88

**Additional derating curves**

LSF-SMT 5.08/../90 3.5

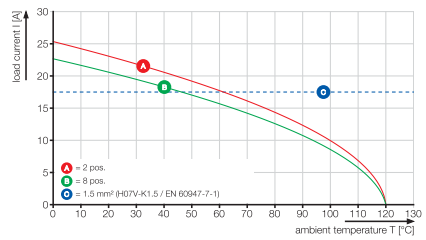




«ЭЛЕКТРО-ПРОФИ» - http://www.ep.ru

## LSF-SMT 5.08/../135




PCB Terminal for fully automatic assembly, in 5.08 mm pitch, for THR reflow soldering (SMT) and wave soldering.

- PUSH IN wire connection, for wire cross-sections up to 1.5 mm².
- Form and dimensional stability provided by the LCP insulating material.
- Conductor inserted and slider operated in same direction (TOP).
- Packaged in tube (TU) or on anti-static roll (tape-on-reel), RL.
- Pin lengths optimised to 1.5 mm or 3.5 mm.
- Wire outlet direction: 135°

## Product data

IEC: 500 V / 17.5 A / 0.2 - 1.5 mm²
UL: 300 V / 12 A / AWG 24 - 16

**For additional articles and information, refer to catalog.weidmueller.com**

**Note:**

- Rated current related to rated cross-section and min. No. of poles.
- Wire end ferrule without plastic collar to DIN 46228/1
- P on drg. = pitch
- Operating force of slider max. 40 N
- Rated data refer only to the component itself. Clearance and creepage distances to other components are to be designed in accordance with the relevant application standards.
- Crimping shape „A" for wire end ferrules with PZ 6/5 crimping tool are recommended for the largest cable sizes.

## LSF-SMT 5.08/../135

**Reflow-compatible PCB Terminal**




**Dimensioned drawing**

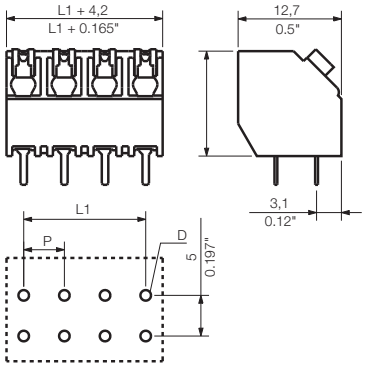


## Technical data

| In compliance with IEC 60664-1 / IEC 61984 | | | | |
|---|---|---|---|---|
| Clamping range, max. | mm² | 0.13...1.5 | | |
| **Solid core H05(07) V-U** | **mm²** | **0.2...1.5** | | |
| Stranded H07 V-R | | | | |
| Flexible H05(07) V-K | mm² | 0.2...1.5 | | |
| Flexible with ferrule | mm² | 0.25...1.5 | | |
| Ferrule with plastic collar | mm² | 0.25...0.75 | | |
| Stripping length | mm | 8 | | |
| Screwdriver blade | mm | | | |
| According to norm | | | | |
| Tightening torque range | Nm | | | |
| **Rated current, max.** | **A** | **17.5** | | **17.5** |
| At ambient temperature | | 20°C | | 40°C |
| For conductor cross-section | mm² | 1.5 | | |
| Overvoltage category | | III | III | II |
| Pollution severity | | 3 | 2 | 2 |
| **Rated voltage** | **V** | **250** | **320** | **500** |
| Rated impulse voltage | kV | 4 | 4 | 4 |
| **UL / CUL (Use Group)** | | **B** | **C** | **D** |
| **Rated voltage** | **V** | **300** | | **300** |
| **Rated current** | **A** | **12** | | **10** |
| **AWG conductor** | **AWG** | **24-16** | | |
| **CSA (Use Group)** | | **B** | **C** | **D** |
| Rated voltage | V | 300 | | 300 |
| Rated current | A | 10 | | 10 |
| AWG conductor | AWG | 24-16 | | |
| **General data** | | | | |
| Type of insulation material | | LCP GF | | |
| Flammability class UL 94 | | V-0 | | |
| Contact base material | | Copper alloy | | |
| Material of contact surface | | tinned | | |
| Pin dimensions = d | mm | 0.35 x 0.8 | | |
| Solder eyelet Ø = D | mm | 1.1 | | |
| Solder eyelet Ø tolerance | mm | + 0,1 | | |

## Accessories

**Note:** Refer to the Accessories chapter for additional accessories.

| Screwdriver | | Order No. |
|---|---|---|
|  | SD 0,4x2,5x75 | 9009030000 |
| | SDI 0,4x2,5x75 | 9008370000 |

## Ordering data

| Solder pin length | | | | 1.5 mm | 3.5 mm |
|---|---|---|---|---|---|
| Colour | | | | black | black |
| **Pitch** | **5.08 mm** | | | | |
| **Pol.** | L1 | (inch) | **Qty.** | **Order No.** | **Order No.** |
| 2 | 5.08 | 0.200 | 59 | **1884730000** | **1885020000** |
| 3 | 10.16 | 0.400 | 38 | **1884740000** | **1885030000** |
| 4 | 15.24 | 0.600 | 28 | **1884750000** | **1885040000** |
| 5 | 20.32 | 0.800 | 22 | **1884760000** | **1885050000** |
| 6 | 25.40 | 1.000 | 18 | **1884770000** | **1885060000** |
| 7 | 30.48 | 1.200 | 15 | **1884780000** | **1885070000** |
| 8 | 35.56 | 1.400 | 13 | **1884790000** | **1885080000** |
| 9 | 40.64 | 1.600 | 12 | **1884800000** | **1885090000** |
| 10 | 45.72 | 1.800 | 11 | **1884810000** | **1885100000** |
| 11 | 50.80 | 2.000 | 10 | **1884820000** | **1885110000** |
| 12 | 55.88 | 2.200 | 9 | **1884830000** | **1885120000** |
| 13 | 60.96 | 2.400 | 8 | **1884840000** | **1885130000** |
| 14 | 66.04 | 2.600 | 7 | **1884850000** | **1885140000** |
| 15 | 71.12 | 2.800 | 7 | **1884860000** | **1885150000** |
| 16 | 76.20 | 3.000 | 6 | **1884870000** | **1885160000** |

**Representative derating curve**

LSF-SMT 5.08/../135 1.5

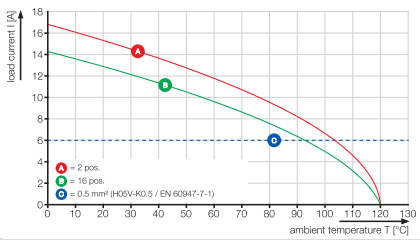




«ЭЛЕКТРО-ПРОФИ» - http://www.ep.ru

## LSF-SMT 5.08/../135 Tape

**Reflow-compatible PCB Terminal**




**Dimensioned drawing**

## Ordering data

| Solder pin length | | | | 1.5 mm | 3.5 mm |
|---|---|---|---|---|---|
| Colour | | | | black | black |
| **Pitch** | **5.08 mm** | | | | |
| **Pol.** | L1 | (inch) | **Qty.** | **Order No.** | **Order No.** |
| 2 | 5.08 | 0.200 | 190 | **1888710000** | **1888780000** |
| 3 | 10.16 | 0.400 | 190 | **1888720000** | **1888790000** |
| 4 | 15.24 | 0.600 | 190 | **1888730000** | **1888810000** |
| 5 | 20.32 | 0.800 | 190 | **1888740000** | **1888830000** |
| 6 | 25.40 | 1.000 | 190 | **1888750000** | **1888840000** |
| 7 | 30.48 | 1.200 | 190 | **1888760000** | **1888870000** |
| 8 | 35.56 | 1.400 | 190 | **1888770000** | **1888880000** |

Tape widths: 32, 44, 56, 72, 88

**Additional derating curves**

LSF-SMT 5.08/../135 1.5

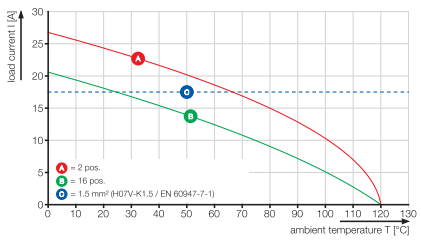




«ЭЛЕКТРО-ПРОФИ» - http://www.ep.ru

## LSF-SMT 5.08/../180




PCB Terminal for fully automatic assembly, in 5.08 mm pitch, for THR reflow soldering (SMT) and wave soldering.

- PUSH IN wire connection, for wire cross-sections up to 1.5 mm².
- Form and dimensional stability provided by the LCP insulating material.
- Conductor inserted and slider operated in same direction (TOP).
- Packaged in tube (TU) or on anti-static roll (tape-on-reel), RL.
- Pin lengths optimised to 1.5 mm or 3.5 mm.
- Wire outlet direction: 180°

## Product data

IEC: 500 V / 17.5 A / 0.2 - 1.5 mm²
UL: 300 V / 12 A / AWG 24 - 16

**For additional articles and information, refer to catalog.weidmueller.com**

**Note:**

- Rated current related to rated cross-section and min. No. of poles.
- Wire end ferrule without plastic collar to DIN 46228/1
- P on drg. = pitch
- Operating force of slider max. 40 N
- Rated data refer only to the component itself. Clearance and creepage distances to other components are to be designed in accordance with the relevant application standards.
- Crimping shape „A" for wire end ferrules with PZ 6/5 crimping tool are recommended for the largest cable sizes.

## LSF-SMT 5.08/../180

**Reflow-compatible PCB Terminal**




**Dimensioned drawing**

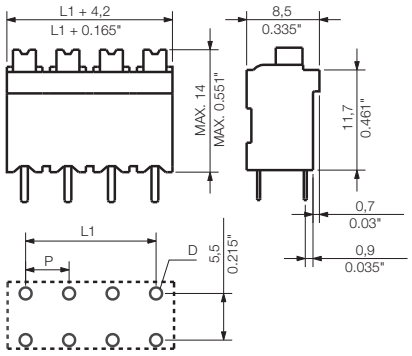


## Technical data

| In compliance with IEC 60664-1 / IEC 61984 | | | | |
|---|---|---|---|---|
| Clamping range, max. | mm² | 0.13...1.5 | | |
| **Solid core H05(07) V-U** | **mm²** | **0.2...1.5** | | |
| Stranded H07 V-R | | | | |
| Flexible H05(07) V-K | mm² | 0.2...1.5 | | |
| Flexible with ferrule | mm² | 0.25...1.5 | | |
| Ferrule with plastic collar | mm² | 0.25...0.75 | | |
| Stripping length | mm | 8 | | |
| Screwdriver blade | mm | | | |
| According to norm | | | | |
| Tightening torque range | Nm | | | |
| **Rated current, max.** | **A** | **17.5** | | **17.5** |
| At ambient temperature | | 20°C | | 40°C |
| For conductor cross-section | mm² | 1.5 | | |
| Overvoltage category | | III | III | II |
| Pollution severity | | 3 | 2 | 2 |
| **Rated voltage** | **V** | **250** | **320** | **500** |
| Rated impulse voltage | kV | 4 | 4 | 4 |
| **UL / CUL (Use Group)** | | **B** | **C** | **D** |
| **Rated voltage** | **V** | **300** | | **300** |
| **Rated current** | **A** | **12** | | **10** |
| **AWG conductor** | **AWG** | **24-16** | | |
| **CSA (Use Group)** | | **B** | **C** | **D** |
| Rated voltage | V | 300 | | 300 |
| Rated current | A | 10 | | 10 |
| AWG conductor | AWG | 24-16 | | |
| **General data** | | | | |
| Type of insulation material | | LCP GF | | |
| Flammability class UL 94 | | V-0 | | |
| Contact base material | | Copper alloy | | |
| Material of contact surface | | tinned | | |
| Pin dimensions = d | mm | 0.35 x 0.8 | | |
| Solder eyelet Ø = D | mm | 1.1 | | |
| Solder eyelet Ø tolerance | mm | + 0,1 | | |

## Accessories

**Note:** Refer to the Accessories chapter for additional accessories.

| Screwdriver | | Order No. |
|---|---|---|
|  | SD 0,4x2,5x75 | 9009030000 |
| | SDI 0,4x2,5x75 | 9008370000 |

## Ordering data

| Solder pin length | | | | 1.5 mm | 3.5 mm |
|---|---|---|---|---|---|
| Colour | | | | black | black |
| **Pitch** | **5.08 mm** | | | | |
| **Pol.** | L1 | (inch) | **Qty.** | **Order No.** | **Order No.** |
| 2 | 5.08 | 0.200 | 59 | **1870210000** | **1826040000** |
| 3 | 10.16 | 0.400 | 38 | **1870220000** | **1826060000** |
| 4 | 15.24 | 0.600 | 28 | **1870230000** | **1826070000** |
| 5 | 20.32 | 0.800 | 22 | **1870240000** | **1826080000** |
| 6 | 25.40 | 1.000 | 18 | **1870250000** | **1826100000** |
| 7 | 30.48 | 1.200 | 15 | **1870260000** | **1826110000** |
| 8 | 35.56 | 1.400 | 13 | **1870270000** | **1826120000** |

**Representative derating curve**

LSF-SMT 5.08/../180 3.5

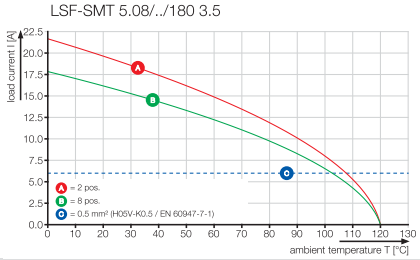




«ЭЛЕКТРО-ПРОФИ» - http://www.ep.ru

## LSF-SMT 5.08/../180 Tape

**Reflow-compatible PCB Terminal**




**Dimensioned drawing**

## Ordering data

| Solder pin length | | | | 1.5 mm | 3.5 mm |
|---|---|---|---|---|---|
| Colour | | | | black | black |
| **Pitch** | **5.08 mm** | | | | |
| **Pol.** | L1 | (inch) | **Qty.** | **Order No.** | **Order No.** |
| 2 | 5.08 | 0.200 | 175 | **1876500000** | **1876490000** |
| 3 | 10.16 | 0.400 | 175 | **1876460000** | **1876450000** |
| 4 | 15.24 | 0.600 | 175 | **1876410000** | **1876360000** |
| 5 | 20.32 | 0.800 | 175 | **1876290000** | **1876250000** |
| 6 | 25.40 | 1.000 | 175 | **1876180000** | **1876170000** |
| 7 | 30.48 | 1.200 | 175 | **1876100000** | **1875750000** |
| 8 | 35.56 | 1.400 | 175 | **1875610000** | **1875580000** |

Tape widths: 32, 44, 56, 72, 88

**Additional derating curves**

LSF-SMT 5.08/../180 3.5

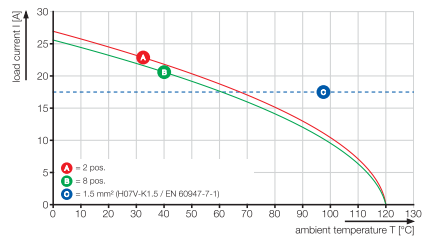




«ЭЛЕКТРО-ПРОФИ» - http://www.ep.ru

## LSF-SMT 7.50/../90




PCB Terminal for fully automatic assembly, in 7.50 mm pitch, for THR reflow soldering (SMT) and wave soldering.

- PUSH IN wire connection, for wire cross-sections up to 1.5 mm².
- Form and dimensional stability provided by the LCP insulating material.
- Conductor inserted and slider operated in same direction (TOP).
- Packaged in tube (TU) or on anti-static roll (tape-on-reel), RL.
- Pin lengths optimised to 1.5 mm or 3.5 mm.
- Wire outlet direction: 90°

## Product data

IEC: 800 V / 17.5 A / 0.2 - 1.5 mm²
UL: 300 V / 12 A / AWG 24 - 16

**For additional articles and information, refer to catalog.weidmueller.com**

**Note:**

- Rated current related to rated cross-section and min. No. of poles.
- Wire end ferrule without plastic collar to DIN 46228/1
- P on drg. = pitch
- Operating force of slider max. 40 N
- Rated data refer only to the component itself. Clearance and creepage distances to other components are to be designed in accordance with the relevant application standards.
- Crimping shape „A" for wire end ferrules with PZ 6/5 crimping tool are recommended for the largest cable sizes.

## LSF-SMT 7.50/../90

**Reflow-compatible PCB Terminal**




**Dimensioned drawing**

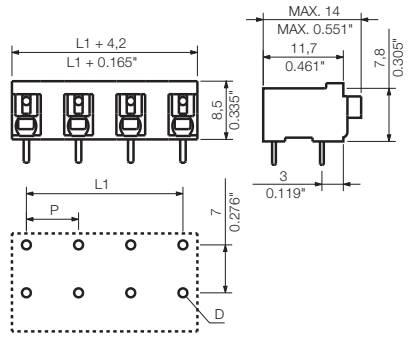


## Technical data

| In compliance with IEC 60664-1 / IEC 61984 | | | | |
|---|---|---|---|---|
| Clamping range, max. | mm² | 0.13...1.5 | | |
| **Solid core H05(07) V-U** | **mm²** | **0.2...1.5** | | |
| Stranded H07 V-R | | | | |
| Flexible H05(07) V-K | mm² | 0.2...1.5 | | |
| Flexible with ferrule | mm² | 0.25...1.5 | | |
| Ferrule with plastic collar | mm² | 0.25...0.75 | | |
| Stripping length | mm | 8 | | |
| Screwdriver blade | mm | | | |
| According to norm | | | | |
| Tightening torque range | Nm | | | |
| **Rated current, max.** | **A** | **17.5** | | **17.5** |
| At ambient temperature | | 20°C | | 40°C |
| For conductor cross-section | mm² | 1.5 | | |
| Overvoltage category | | III | III | II |
| Pollution severity | | 3 | 2 | 2 |
| **Rated voltage** | **V** | **500** | **630** | **800** |
| Rated impulse voltage | kV | 6 | 6 | 6 |
| **UL / CUL (Use Group)** | | **B** | **C** | **D** |
| **Rated voltage** | **V** | **300** | **150** | **300** |
| **Rated current** | **A** | **12** | **10** | **10** |
| **AWG conductor** | **AWG** | **24-16** | | |
| **CSA (Use Group)** | | **B** | **C** | **D** |
| Rated voltage | V | 300 | 150 | 300 |
| Rated current | A | 10 | 10 | 10 |
| AWG conductor | AWG | 24-16 | | |
| **General data** | | | | |
| Type of insulation material | | LCP GF | | |
| Flammability class UL 94 | | V-0 | | |
| Contact base material | | Copper alloy | | |
| Material of contact surface | | tinned | | |
| Pin dimensions = d | mm | 0.35 x 0.8 | | |
| Solder eyelet Ø = D | mm | 1.1 | | |
| Solder eyelet Ø tolerance | mm | + 0,1 | | |

## Accessories

**Note:** Refer to the Accessories chapter for additional accessories.

| Screwdriver | | Order No. |
|---|---|---|
|  | SD 0,4x2,5x75 | 9009030000 |
| | SDI 0,4x2,5x75 | 9008370000 |

## Ordering data

| Solder pin length | | | | 1.5 mm | 3.5 mm |
|---|---|---|---|---|---|
| Colour | | | | black | black |
| **Pitch** | **7.50 mm** | | | | |
| **Pol.** | L1 | (inch) | **Qty.** | **Order No.** | **Order No.** |
| 2 | 7.50 | 0.295 | 47 | **1869740000** | **1824880000** |
| 3 | 15.00 | 0.591 | 28 | **1869750000** | **1824890000** |
| 4 | 22.50 | 0.886 | 20 | **1869760000** | **1824900000** |
| 5 | 30.00 | 1.181 | 16 | **1869770000** | **1824910000** |
| 6 | 37.50 | 1.476 | 13 | **1869780000** | **1824920000** |
| 7 | 45.00 | 1.772 | 11 | **1869790000** | **1824930000** |
| 8 | 52.50 | 2.067 | 9 | **1869800000** | **1824940000** |

**Representative derating curve**

LSF-SMT 7.50/../90 3.5

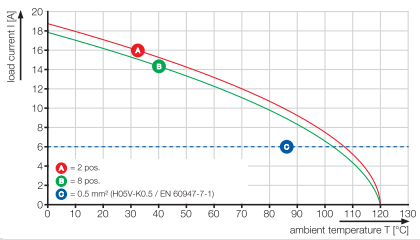




«ЭЛЕКТРО-ПРОФИ» - http://www.ep.ru

## LSF-SMT 7.50/../90 Tape

**Reflow-compatible PCB Terminal**




**Dimensioned drawing**

## Ordering data

| Solder pin length | | | | 1.5 mm | 3.5 mm |
|---|---|---|---|---|---|
| Colour | | | | black | black |
| **Pitch** | **7.50 mm** | | | | |
| **Pol.** | L1 | (inch) | **Qty.** | **Order No.** | **Order No.** |
| 2 | 7.50 | 0.295 | 265 | **1875480000** | **1875470000** |
| 3 | 15.00 | 0.591 | 265 | **1875440000** | **1875430000** |
| 4 | 22.50 | 0.886 | 265 | **1875040000** | **1875020000** |
| 5 | 30.00 | 1.181 | 265 | **1874980000** | **1874960000** |
| 6 | 37.50 | 1.476 | 265 | **1874910000** | **1874880000** |

Tape widths: 32, 44, 56, 72, 88

**Additional derating curves**

LSF-SMT 7.50/../90 3.5

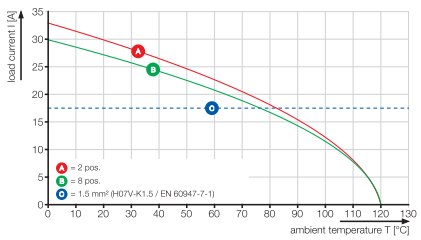




«ЭЛЕКТРО-ПРОФИ» - http://www.ep.ru

## LSF-SMT 7.50/../135




PCB Terminal for fully automatic assembly, in 7.50 mm pitch, for THR reflow soldering (SMT) and wave soldering.

- PUSH IN wire connection, for wire cross-sections up to 1.5 mm².
- Form and dimensional stability provided by the LCP insulating material.
- Conductor inserted and slider operated in same direction (TOP).
- Packaged in tube (TU) or on anti-static roll (tape-on-reel), RL.
- Pin lengths optimised to 1.5 mm or 3.5 mm.
- Wire outlet direction: 135°

## Product data

IEC: 800 V / 17.5 A / 0.2 - 1.5 mm²
UL: 300 V / 12 A / AWG 24 - 16

**For additional articles and information, refer to catalog.weidmueller.com**

**Note:**

- Rated current related to rated cross-section and min. No. of poles.
- Wire end ferrule without plastic collar to DIN 46228/1
- P on drg. = pitch
- Operating force of slider max. 40 N
- Rated data refer only to the component itself. Clearance and creepage distances to other components are to be designed in accordance with the relevant application standards.
- Crimping shape „A" for wire end ferrules with PZ 6/5 crimping tool are recommended for the largest cable sizes.

## LSF-SMT 7.50/../135

**Reflow-compatible PCB Terminal**




**Dimensioned drawing**

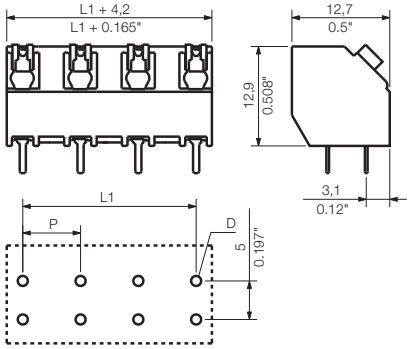


## Technical data

| In compliance with IEC 60664-1 / IEC 61984 | | | | |
|---|---|---|---|---|
| Clamping range, max. | mm² | 0.13...1.5 | | |
| **Solid core H05(07) V-U** | **mm²** | **0.2...1.5** | | |
| Stranded H07 V-R | | | | |
| Flexible H05(07) V-K | mm² | 0.2...1.5 | | |
| Flexible with ferrule | mm² | 0.25...1.5 | | |
| Ferrule with plastic collar | mm² | 0.25...0.75 | | |
| Stripping length | mm | 8 | | |
| Screwdriver blade | mm | | | |
| According to norm | | | | |
| Tightening torque range | Nm | | | |
| **Rated current, max.** | **A** | **17.5** | | **17.5** |
| At ambient temperature | | 20°C | | 40°C |
| For conductor cross-section | mm² | 1.5 | | |
| Overvoltage category | | III | III | II |
| Pollution severity | | 3 | 2 | 2 |
| **Rated voltage** | **V** | **500** | **630** | **800** |
| Rated impulse voltage | kV | 6 | 6 | 6 |
| **UL / CUL (Use Group)** | | **B** | **C** | **D** |
| **Rated voltage** | **V** | **300** | | **300** |
| **Rated current** | **A** | **12** | | **10** |
| **AWG conductor** | **AWG** | **24-16** | | |
| **CSA (Use Group)** | | **B** | **C** | **D** |
| Rated voltage | V | 300 | | 300 |
| Rated current | A | 10 | | 10 |
| AWG conductor | AWG | 24-16 | | |
| **General data** | | | | |
| Type of insulation material | | LCP GF | | |
| Flammability class UL 94 | | V-0 | | |
| Contact base material | | Copper alloy | | |
| Material of contact surface | | tinned | | |
| Pin dimensions = d | mm | 0.35 x 0.8 | | |
| Solder eyelet Ø = D | mm | 1.1 | | |
| Solder eyelet Ø tolerance | mm | + 0,1 | | |

## Accessories

**Note:** Refer to the Accessories chapter for additional accessories.

| Screwdriver | | Order No. |
|---|---|---|
|  | SD 0,4x2,5x75 | 9009030000 |
| | SDI 0,4x2,5x75 | 9008370000 |

## Ordering data

| Solder pin length | | | | 1.5 mm | 3.5 mm |
|---|---|---|---|---|---|
| Colour | | | | black | black |
| **Pitch** | **7.50 mm** | | | | |
| **Pol.** | L1 | (inch) | **Qty.** | **Order No.** | **Order No.** |
| 2 | 7.50 | 0.295 | 47 | **1884880000** | **1886110000** |
| 3 | 15.00 | 0.591 | 28 | **1884890000** | **1886120000** |
| 4 | 22.50 | 0.886 | 20 | **1884900000** | **1886130000** |
| 5 | 30.00 | 1.181 | 16 | **1884910000** | **1886140000** |
| 6 | 37.50 | 1.476 | 13 | **1884920000** | **1886150000** |
| 7 | 45.00 | 1.772 | 11 | **1884930000** | **1886160000** |
| 8 | 52.50 | 2.067 | 9 | **1884940000** | **1886170000** |

**Representative derating curve**

LSF-SMT 7.50/../135 1.5

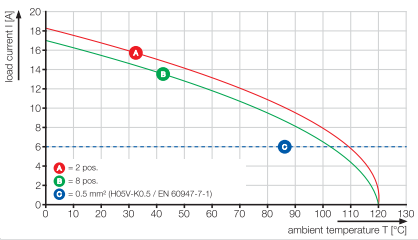




«ЭЛЕКТРО-ПРОФИ» - http://www.ep.ru

## LSF-SMT 7.50/../135 Tape

**Reflow-compatible PCB Terminal**




**Dimensioned drawing**

## Ordering data

| Solder pin length | | | | 1.5 mm | 3.5 mm |
|---|---|---|---|---|---|
| Colour | | | | black | black |
| **Pitch** | **7.50 mm** | | | | |
| **Pol.** | L1 | (inch) | **Qty.** | **Order No.** | **Order No.** |
| 2 | 7.50 | 0.295 | 190 | **1888890000** | **1888970000** |
| 3 | 15.00 | 0.591 | 190 | **1888910000** | **1888990000** |
| 4 | 22.50 | 0.886 | 190 | **1888930000** | **1889000000** |
| 5 | 30.00 | 1.181 | 190 | **1888940000** | **1889020000** |
| 6 | 37.50 | 1.476 | 190 | **1888950000** | **1889030000** |

Tape widths: 32, 44, 56, 72, 88

**Additional derating curves**

LSF-SMT 7.50/../135 1.5

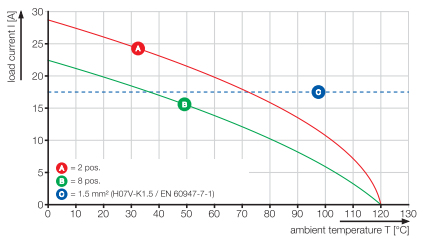




«ЭЛЕКТРО-ПРОФИ» - http://www.ep.ru

## LSF-SMT 7.50/../180




PCB Terminal for fully automatic assembly, in 7.50 mm pitch, for THR reflow soldering (SMT) and wave soldering.

- PUSH IN wire connection, for wire cross-sections up to 1.5 mm².
- Form and dimensional stability provided by the LCP insulating material.
- Conductor inserted and slider operated in same direction (TOP).
- Packaged in tube (TU) or on anti-static roll (tape-on-reel), RL.
- Pin lengths optimised to 1.5 mm or 3.5 mm.
- Wire outlet direction: 180°

## Product data

IEC: 800 V / 17.5 A / 0.2 - 1.5 mm²
UL: 300 V / 12 A / AWG 24 - 16

**For additional articles and information, refer to catalog.weidmueller.com**

**Note:**

- Rated current related to rated cross-section and min. No. of poles.
- Wire end ferrule without plastic collar to DIN 46228/1
- P on drg. = pitch
- Operating force of slider max. 40 N
- Rated data refer only to the component itself. Clearance and creepage distances to other components are to be designed in accordance with the relevant application standards.
- Crimping shape „A" for wire end ferrules with PZ 6/5 crimping tool are recommended for the largest cable sizes.

## LSF-SMT 7.50/../180

**Reflow-compatible PCB Terminal**




**Dimensioned drawing**

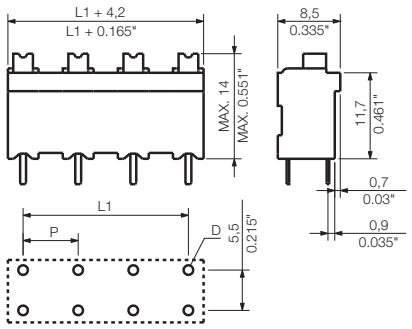


## Technical data

| In compliance with IEC 60664-1 / IEC 61984 | | | | |
|---|---|---|---|---|
| Clamping range, max. | mm² | 0.13...1.5 | | |
| **Solid core H05(07) V-U** | **mm²** | **0.2...1.5** | | |
| Stranded H07 V-R | | | | |
| Flexible H05(07) V-K | mm² | 0.2...1.5 | | |
| Flexible with ferrule | mm² | 0.25...1.5 | | |
| Ferrule with plastic collar | mm² | 0.25...0.75 | | |
| Stripping length | mm | 8 | | |
| Screwdriver blade | mm | | | |
| According to norm | | | | |
| Tightening torque range | Nm | | | |
| **Rated current, max.** | **A** | **17.5** | | **17.5** |
| At ambient temperature | | 20°C | | 40°C |
| For conductor cross-section | mm² | 1.5 | | |
| Overvoltage category | | III | III | II |
| Pollution severity | | 3 | 2 | 2 |
| **Rated voltage** | **V** | **500** | **630** | **800** |
| Rated impulse voltage | kV | 6 | 6 | 6 |
| **UL / CUL (Use Group)** | | **B** | **C** | **D** |
| **Rated voltage** | **V** | **300** | **150** | **300** |
| **Rated current** | **A** | **12** | **10** | **10** |
| **AWG conductor** | **AWG** | **24-16** | | |
| **CSA (Use Group)** | | **B** | **C** | **D** |
| Rated voltage | V | 300 | 150 | 300 |
| Rated current | A | 10 | 10 | 10 |
| AWG conductor | AWG | 24-16 | | |
| **General data** | | | | |
| Type of insulation material | | LCP GF | | |
| Flammability class UL 94 | | V-0 | | |
| Contact base material | | Copper alloy | | |
| Material of contact surface | | tinned | | |
| Pin dimensions = d | mm | 0.35 x 0.8 | | |
| Solder eyelet Ø = D | mm | 1.1 | | |
| Solder eyelet Ø tolerance | mm | + 0,1 | | |

## Accessories

**Note:** Refer to the Accessories chapter for additional accessories.

| Screwdriver | | Order No. |
|---|---|---|
|  | SD 0,4x2,5x75 | 9009030000 |
| | SDI 0,4x2,5x75 | 9008370000 |

## Ordering data

| Solder pin length | | | | 1.5 mm | 3.5 mm |
|---|---|---|---|---|---|
| Colour | | | | black | black |
| **Pitch** | **7.50 mm** | | | | |
| **Pol.** | L1 | (inch) | **Qty.** | **Order No.** | **Order No.** |
| 2 | 7.50 | 0.295 | 47 | **1870280000** | **1826130000** |
| 3 | 15.00 | 0.591 | 28 | **1870290000** | **1826140000** |
| 4 | 22.50 | 0.886 | 20 | **1870300000** | **1826150000** |
| 5 | 30.00 | 1.181 | 16 | **1870310000** | **1826160000** |
| 6 | 37.50 | 1.476 | 13 | **1870320000** | **1826170000** |
| 7 | 45.00 | 1.772 | 11 | **1870330000** | **1826180000** |
| 8 | 52.50 | 2.067 | 9 | **1870340000** | **1826190000** |

**Representative derating curve**

LSF-SMT 7.50/../180 3.5

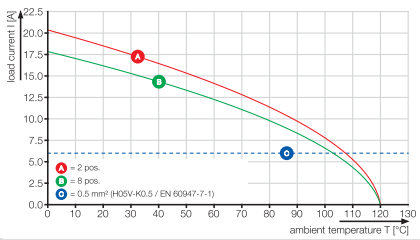




«ЭЛЕКТРО-ПРОФИ» - http://www.ep.ru

## LSF-SMT 7.50/../180 Tape

**Reflow-compatible PCB Terminal**




**Dimensioned drawing**

## Ordering data

| Solder pin length | | | | 1.5 mm | 3.5 mm |
|---|---|---|---|---|---|
| Colour | | | | black | black |
| **Pitch** | **7.50 mm** | | | | |
| **Pol.** | L1 | (inch) | **Qty.** | **Order No.** | **Order No.** |
| 2 | 7.50 | 0.295 | 175 | **1875500000** | **1875490000** |
| 3 | 15.00 | 0.591 | 175 | **1875460000** | **1875450000** |
| 4 | 22.50 | 0.886 | 175 | **1875090000** | **1875060000** |
| 5 | 30.00 | 1.181 | 175 | **1875010000** | **1875000000** |
| 6 | 37.50 | 1.476 | 175 | **1874950000** | **1874920000** |

Tape widths: 32, 44, 56, 72, 88

**Additional derating curves**

LSF-SMT 7.50/../180 3.5

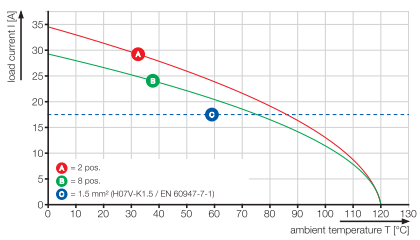




«ЭЛЕКТРО-ПРОФИ» - http://www.ep.ru

## LSF-SMT 7.62/../90




PCB Terminal for fully automatic assembly, in 7.62 mm pitch, for THR reflow soldering (SMT) and wave soldering.

- PUSH IN wire connection, for wire cross-sections up to 1.5 mm².
- Form and dimensional stability provided by the LCP insulating material.
- Conductor inserted and slider operated in same direction (TOP).
- Packaged in tube (TU) or on anti-static roll (tape-on-reel), RL.
- Pin lengths optimised to 1.5 mm or 3.5 mm.
- Wire outlet direction: 90°

## Product data

IEC: 800 V / 17.5 A / 0.2 - 1.5 mm²
UL: 300 V / 12 A / AWG 24 - 16

**For additional articles and information, refer to catalog.weidmueller.com**

**Note:**

- Rated current related to rated cross-section and min. No. of poles.
- Wire end ferrule without plastic collar to DIN 46228/1
- P on drg. = pitch
- Operating force of slider max. 40 N
- Rated data refer only to the component itself. Clearance and creepage distances to other components are to be designed in accordance with the relevant application standards.
- Crimping shape „A" for wire end ferrules with PZ 6/5 crimping tool are recommended for the largest cable sizes.

## LSF-SMT 7.62/../90

**Reflow-compatible PCB Terminal**




**Dimensioned drawing**

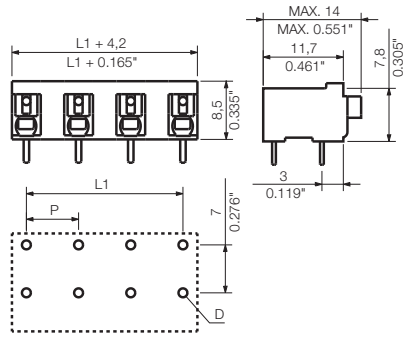


## Technical data

| In compliance with IEC 60664-1 / IEC 61984 | | | | |
|---|---|---|---|---|
| Clamping range, max. | mm² | 0.13...1.5 | | |
| **Solid core H05(07) V-U** | **mm²** | **0.2...1.5** | | |
| Stranded H07 V-R | | | | |
| Flexible H05(07) V-K | mm² | 0.2...1.5 | | |
| Flexible with ferrule | mm² | 0.25...1.5 | | |
| Ferrule with plastic collar | mm² | 0.25...0.75 | | |
| Stripping length | mm | 8 | | |
| Screwdriver blade | mm | | | |
| According to norm | | | | |
| Tightening torque range | Nm | | | |
| **Rated current, max.** | **A** | **17.5** | | **17.5** |
| At ambient temperature | | 20°C | | 40°C |
| For conductor cross-section | mm² | 1.5 | | |
| Overvoltage category | | III | III | II |
| Pollution severity | | 3 | 2 | 2 |
| **Rated voltage** | **V** | **500** | **630** | **800** |
| Rated impulse voltage | kV | 6 | 6 | 6 |
| **UL / CUL (Use Group)** | | **B** | **C** | **D** |
| **Rated voltage** | **V** | **300** | **150** | **300** |
| **Rated current** | **A** | **12** | **10** | **10** |
| **AWG conductor** | **AWG** | **24-16** | | |
| **CSA (Use Group)** | | **B** | **C** | **D** |
| Rated voltage | V | 300 | 150 | 300 |
| Rated current | A | 10 | 10 | 10 |
| AWG conductor | AWG | 24-16 | | |
| **General data** | | | | |
| Type of insulation material | | LCP GF | | |
| Flammability class UL 94 | | V-0 | | |
| Contact base material | | Copper alloy | | |
| Material of contact surface | | tinned | | |
| Pin dimensions = d | mm | 0.35 x 0.8 | | |
| Solder eyelet Ø = D | mm | 1.1 | | |
| Solder eyelet Ø tolerance | mm | + 0,1 | | |

## Accessories

**Note:** Refer to the Accessories chapter for additional accessories.

| Screwdriver | | Order No. |
|---|---|---|
|  | SD 0,4x2,5x75 | 9009030000 |
| | SDI 0,4x2,5x75 | 9008370000 |

## Ordering data

| Solder pin length | | | | 1.5 mm | 3.5 mm |
|---|---|---|---|---|---|
| Colour | | | | black | black |
| **Pitch** | **7.62 mm** | | | | |
| **Pol.** | L1 | (inch) | **Qty.** | **Order No.** | **Order No.** |
| 2 | 7.62 | 0.300 | 46 | **1869260000** | **1824950000** |
| 3 | 15.24 | 0.600 | 28 | **1869270000** | **1824960000** |
| 4 | 22.86 | 0.900 | 20 | **1869280000** | **1824970000** |
| 5 | 30.48 | 1.200 | 15 | **1869290000** | **1824980000** |
| 6 | 38.10 | 1.500 | 13 | **1869300000** | **1824990000** |
| 7 | 45.72 | 1.800 | 11 | **1869310000** | **1825000000** |
| 8 | 53.34 | 2.100 | 9 | **1869320000** | **1825010000** |

**Representative derating curve**

LSF-SMT 7.62/../90 3.5

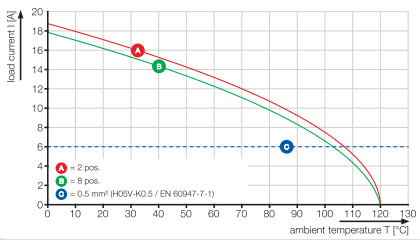




«ЭЛЕКТРО-ПРОФИ» - http://www.ep.ru

## LSF-SMT 7.62/../90 Tape

**Reflow-compatible PCB Terminal**




**Dimensioned drawing**

## Ordering data

| Solder pin length | | | | 1.5 mm | 3.5 mm |
|---|---|---|---|---|---|
| Colour | | | | black | black |
| **Pitch** | **7.62 mm** | | | | |
| **Pol.** | L1 | (inch) | **Qty.** | **Order No.** | **Order No.** |
| 2 | 7.62 | 0.300 | 265 | **1874700000** | **1874670000** |
| 3 | 15.24 | 0.600 | 265 | **1874570000** | **1874550000** |
| 4 | 22.86 | 0.900 | 265 | **1874480000** | **1874470000** |
| 5 | 30.48 | 1.200 | 265 | **1874430000** | **1874410000** |
| 6 | 38.10 | 1.500 | 265 | **1874330000** | **1874290000** |

Tape widths: 32, 44, 56, 72, 88

**Additional derating curves**

LSF-SMT 7.62/../90 3.5

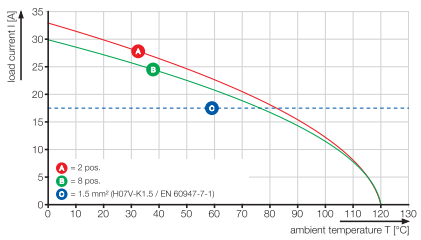




«ЭЛЕКТРО-ПРОФИ» - http://www.ep.ru

## LSF-SMT 7.62/../135




PCB Terminal for fully automatic assembly, in 7.62 mm pitch, for THR reflow soldering (SMT) and wave soldering.

- PUSH IN wire connection, for wire cross-sections up to 1.5 mm².
- Form and dimensional stability provided by the LCP insulating material.
- Conductor inserted and slider operated in same direction (TOP).
- Packaged in tube (TU) or on anti-static roll (tape-on-reel), RL.
- Pin lengths optimised to 1.5 mm or 3.5 mm.
- Wire outlet direction: 135°

## Product data

IEC: 800 V / 17.5 A / 0.2 - 1.5 mm²
UL: 300 V / 12 A / AWG 24 - 16

**For additional articles and information, refer to catalog.weidmueller.com**

**Note:**

- Rated current related to rated cross-section and min. No. of poles.
- Wire end ferrule without plastic collar to DIN 46228/1
- P on drg. = pitch
- Operating force of slider max. 40 N
- Rated data refer only to the component itself. Clearance and creepage distances to other components are to be designed in accordance with the relevant application standards.
- Crimping shape „A" for wire end ferrules with PZ 6/5 crimping tool are recommended for the largest cable sizes.

## LSF-SMT 7.62/../135

**Reflow-compatible PCB Terminal**




**Dimensioned drawing**

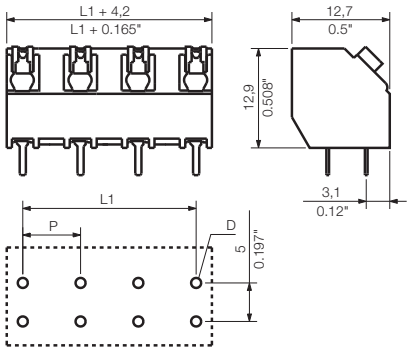


## Technical data

| In compliance with IEC 60664-1 / IEC 61984 | | | | |
|---|---|---|---|---|
| Clamping range, max. | mm² | 0.13...1.5 | | |
| **Solid core H05(07) V-U** | **mm²** | **0.2...1.5** | | |
| Stranded H07 V-R | | | | |
| Flexible H05(07) V-K | mm² | 0.2...1.5 | | |
| Flexible with ferrule | mm² | 0.25...1.5 | | |
| Ferrule with plastic collar | mm² | 0.25...0.75 | | |
| Stripping length | mm | 8 | | |
| Screwdriver blade | mm | | | |
| According to norm | | | | |
| Tightening torque range | Nm | | | |
| **Rated current, max.** | **A** | **17.5** | | **17.5** |
| At ambient temperature | | 20°C | | 40°C |
| For conductor cross-section | mm² | 1.5 | | |
| Overvoltage category | | III | III | II |
| Pollution severity | | 3 | 2 | 2 |
| **Rated voltage** | **V** | **500** | **630** | **800** |
| Rated impulse voltage | kV | 6 | 6 | 6 |
| **UL / CUL (Use Group)** | | **B** | **C** | **D** |
| **Rated voltage** | **V** | **300** | | **300** |
| **Rated current** | **A** | **12** | | **10** |
| **AWG conductor** | **AWG** | **24-16** | | |
| **CSA (Use Group)** | | **B** | **C** | **D** |
| Rated voltage | V | 300 | | 300 |
| Rated current | A | 10 | | 10 |
| AWG conductor | AWG | 24-16 | | |
| **General data** | | | | |
| Type of insulation material | | LCP GF | | |
| Flammability class UL 94 | | V-0 | | |
| Contact base material | | Copper alloy | | |
| Material of contact surface | | tinned | | |
| Pin dimensions = d | mm | 0.35 x 0.8 | | |
| Solder eyelet Ø = D | mm | 1.1 | | |
| Solder eyelet Ø tolerance | mm | + 0,1 | | |

## Accessories

**Note:** Refer to the Accessories chapter for additional accessories.

| Screwdriver | | Order No. |
|---|---|---|
|  | SD 0,4x2,5x75 | 9009030000 |
| | SDI 0,4x2,5x75 | 9008370000 |

## Ordering data

| Solder pin length | | | | 1.5 mm | 3.5 mm |
|---|---|---|---|---|---|
| Colour | | | | black | black |
| **Pitch** | **7.62 mm** | | | | |
| **Pol.** | L1 | (inch) | **Qty.** | **Order No.** | **Order No.** |
| 2 | 7.62 | 0.300 | 46 | **1884950000** | **1886180000** |
| 3 | 15.24 | 0.600 | 28 | **1884960000** | **1886190000** |
| 4 | 22.86 | 0.900 | 20 | **1884970000** | **1886200000** |
| 5 | 30.48 | 1.200 | 15 | **1884980000** | **1886210000** |
| 6 | 38.10 | 1.500 | 13 | **1884990000** | **1886220000** |
| 7 | 45.72 | 1.800 | 11 | **1885000000** | **1886230000** |
| 8 | 53.34 | 2.100 | 9 | **1885010000** | **1886240000** |

**Representative derating curve**

LSF-SMT 7.62/../135 1.5

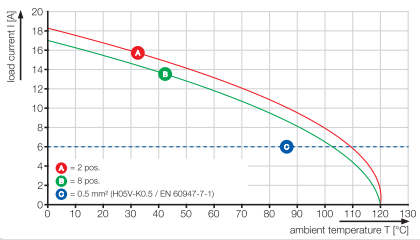




«ЭЛЕКТРО-ПРОФИ» - http://www.ep.ru

## LSF-SMT 7.62/../135 Tape

**Reflow-compatible PCB Terminal**




**Dimensioned drawing**

## Ordering data

| Solder pin length | | | | 1.5 mm | 3.5 mm |
|---|---|---|---|---|---|
| Colour | | | | black | black |
| **Pitch** | **7.62 mm** | | | | |
| **Pol.** | L1 | (inch) | **Qty.** | **Order No.** | **Order No.** |
| 2 | 7.62 | 0.300 | 190 | **1887110000** | **1887160000** |
| 3 | 15.24 | 0.600 | 190 | **1887120000** | **1887170000** |
| 4 | 22.86 | 0.900 | 190 | **1887130000** | **1887180000** |
| 5 | 30.48 | 1.200 | 190 | **1887140000** | **1887190000** |
| 6 | 38.10 | 1.500 | 190 | **1887150000** | **1887200000** |

Tape widths: 32, 44, 56, 72, 88

**Additional derating curves**

LSF-SMT 7.62/../135 1.5

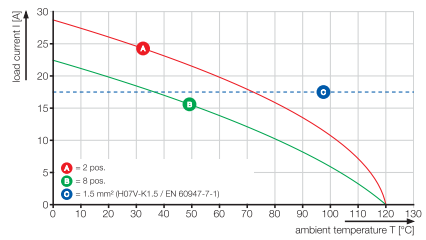




«ЭЛЕКТРО-ПРОФИ» - http://www.ep.ru

## LSF-SMT 7.62/../180




PCB Terminal for fully automatic assembly, in 7.62 mm pitch, for THR reflow soldering (SMT) and wave soldering.

- PUSH IN wire connection, for wire cross-sections up to 1.5 mm².
- Form and dimensional stability provided by the LCP insulating material.
- Conductor inserted and slider operated in same direction (TOP).
- Packaged in tube (TU) or on anti-static roll (tape-on-reel), RL.
- Pin lengths optimised to 1.5 mm or 3.5 mm.
- Wire outlet direction: 180°

## Product data

IEC: 800 V / 17.5 A / 0.2 - 1.5 mm²
UL: 300 V / 12 A / AWG 24 - 16

**For additional articles and information, refer to catalog.weidmueller.com**

**Note:**

- Rated current related to rated cross-section and min. No. of poles.
- Wire end ferrule without plastic collar to DIN 46228/1
- P on drg. = pitch
- Operating force of slider max. 40 N
- Rated data refer only to the component itself. Clearance and creepage distances to other components are to be designed in accordance with the relevant application standards.
- Crimping shape „A" for wire end ferrules with PZ 6/5 crimping tool are recommended for the largest cable sizes.

## LSF-SMT 7.62/../180

**Reflow-compatible PCB Terminal**




**Dimensioned drawing**

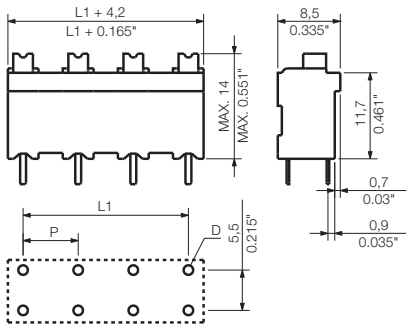


## Technical data

| In compliance with IEC 60664-1 / IEC 61984 | | | | |
|---|---|---|---|---|
| Clamping range, max. | mm² | 0.13...1.5 | | |
| **Solid core H05(07) V-U** | **mm²** | **0.2...1.5** | | |
| Stranded H07 V-R | | | | |
| Flexible H05(07) V-K | mm² | 0.2...1.5 | | |
| Flexible with ferrule | mm² | 0.25...1.5 | | |
| Ferrule with plastic collar | mm² | 0.25...0.75 | | |
| Stripping length | mm | 8 | | |
| Screwdriver blade | mm | | | |
| According to norm | | | | |
| Tightening torque range | Nm | | | |
| **Rated current, max.** | **A** | **17.5** | | **17.5** |
| At ambient temperature | | 20°C | | 40°C |
| For conductor cross-section | mm² | 1.5 | | |
| Overvoltage category | | III | III | II |
| Pollution severity | | 3 | 2 | 2 |
| **Rated voltage** | **V** | **500** | **630** | **800** |
| Rated impulse voltage | kV | 6 | 6 | 6 |
| **UL / CUL (Use Group)** | | **B** | **C** | **D** |
| **Rated voltage** | **V** | **300** | **150** | **300** |
| **Rated current** | **A** | **12** | **10** | **10** |
| **AWG conductor** | **AWG** | **24-16** | | |
| **CSA (Use Group)** | | **B** | **C** | **D** |
| Rated voltage | V | 300 | 150 | 300 |
| Rated current | A | 10 | 10 | 10 |
| AWG conductor | AWG | 24-16 | | |
| **General data** | | | | |
| Type of insulation material | | LCP GF | | |
| Flammability class UL 94 | | V-0 | | |
| Contact base material | | Copper alloy | | |
| Material of contact surface | | tinned | | |
| Pin dimensions = d | mm | 0.35 x 0.8 | | |
| Solder eyelet Ø = D | mm | 1.1 | | |
| Solder eyelet Ø tolerance | mm | + 0,1 | | |

## Accessories

**Note:** Refer to the Accessories chapter for additional accessories.

| Screwdriver | | Order No. |
|---|---|---|
|  | SD 0,4x2,5x75 | 9009030000 |
| | SDI 0,4x2,5x75 | 9008370000 |

## Ordering data

| Solder pin length | | | | 1.5 mm | 3.5 mm |
|---|---|---|---|---|---|
| Colour | | | | black | black |
| **Pitch** | **7.62 mm** | | | | |
| **Pol.** | L1 | (inch) | **Qty.** | **Order No.** | **Order No.** |
| 2 | 7.62 | 0.300 | 46 | **1869810000** | **1826210000** |
| 3 | 15.24 | 0.600 | 28 | **1869830000** | **1826220000** |
| 4 | 22.86 | 0.900 | 20 | **1869840000** | **1826230000** |
| 5 | 30.48 | 1.200 | 15 | **1869850000** | **1826240000** |
| 6 | 38.10 | 1.500 | 13 | **1869860000** | **1826250000** |
| 7 | 45.72 | 1.800 | 11 | **1869870000** | **1826260000** |
| 8 | 53.34 | 2.100 | 9 | **1869880000** | **1826270000** |

**Representative derating curve**

LSF-SMT 7.62/../180 3.5

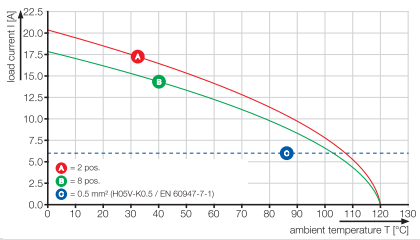




«ЭЛЕКТРО-ПРОФИ» - http://www.ep.ru

## LSF-SMT 7.62/../180 Tape

**Reflow-compatible PCB Terminal**




**Dimensioned drawing**

## Ordering data

| Solder pin length | | | | 1.5 mm | 3.5 mm |
|---|---|---|---|---|---|
| Colour | | | | black | black |
| **Pitch** | **7.62 mm** | | | | |
| **Pol.** | L1 | (inch) | **Qty.** | **Order No.** | **Order No.** |
| 2 | 7.62 | 0.300 | 175 | **1874870000** | **1874750000** |
| 3 | 15.24 | 0.600 | 175 | **1874650000** | **1874630000** |
| 4 | 22.86 | 0.900 | 175 | **1874530000** | **1874500000** |
| 5 | 30.48 | 1.200 | 175 | **1874450000** | **1874460000** |
| 6 | 38.10 | 1.500 | 175 | **1874390000** | **1874360000** |

Tape widths: 32, 44, 56, 72, 88

**Additional derating curves**

LSF-SMT 7.62/../180 3.5

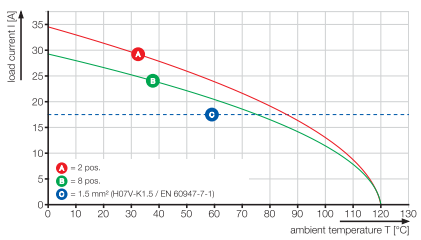




«ЭЛЕКТРО-ПРОФИ» - http://www.ep.ru

## LMZF & LMZFL 5/../135



The compact installation terminal with tension-clamp wire connection, in 5.00-mm pitch for wire cross-sections up to 2.5 mm².

- Variable pitch 5.00 - 5.08 mm (1 component = 2 pitches).
- Wire outlet direction 135°
- Optional lever for simple opening of terminal point.

## Product data

IEC: 630 V / 24 A / 0.13 - 2.5 mm²
UL: 300 V / 15 A / AWG 26 - 14

**For additional articles and information, refer to catalog.weidmueller.com**

**Note:**

- Rated current related to rated cross-section and min. No. of poles.
- Wire end ferrule without plastic collar to DIN 46228/1
- Wire end ferrule with plastic collar to DIN 46228/4
- P on drg. = pitch
- Rated data refer only to the component itself. Clearance and creepage distances to other components are to be designed in accordance with the relevant application standards.

## LMZF 5/../135



**Dimensioned drawing**

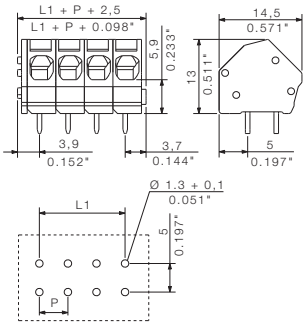


## Technical data

| In compliance with IEC 60664-1 / IEC 61984 | | | | |
|---|---|---|---|---|
| Clamping range, max. | mm² | 0.13...2.5 | | |
| **Solid core H05(07) V-U** | **mm²** | **0.13...2.5** | | |
| Stranded H07 V-R | | | | |
| Flexible H05(07) V-K | mm² | 0.13...2.5 | | |
| Flexible with ferrule | mm² | 0.25...1.5 | | |
| Ferrule with plastic collar | mm² | 0.25...1.5 | | |
| Stripping length | mm | 6 | | |
| Screwdriver blade | mm | 0.4 x 2.5 | | |
| According to norm | | DIN 5264-A | | |
| Tightening torque range | Nm | | | |
| **Rated current, max.** | **A** | **24** | | **24** |
| At ambient temperature | | 20°C | | 40°C |
| For conductor cross-section | mm² | 2.5 | | |
| Overvoltage category | | III | III | II |
| Pollution severity | | 3 | 2 | 2 |
| **Rated voltage** | **V** | **250** | **320** | **630** |
| Rated impulse voltage | kV | 4 | 4 | 4 |
| **UL / CUL (Use Group)** | | **B** | **C** | **D** |
| **Rated voltage** | **V** | **300** | | **300** |
| **Rated current** | **A** | **15** | | **10** |
| **AWG conductor** | **AWG** | **26-14** | | |
| **CSA (Use Group)** | | **B** | **C** | **D** |
| Rated voltage | V | 300 | | 300 |
| Rated current | A | 20 | | 10 |
| AWG conductor | AWG | 26-14 | | |
| **General data** | | | | |
| Type of insulation material | | Wemid (PA) | | |
| Flammability class UL 94 | | V-0 | | |
| Contact base material | | E-Cu | | |
| Material of contact surface | | tinned | | |
| Pin dimensions = d | mm | 0.8 x 0.8 | | |
| Solder eyelet Ø = D | mm | 1.3 | | |
| Solder eyelet Ø tolerance | mm | + 0,1 | | |

## Accessories

**Note:** Refer to the Accessories chapter for additional accessories.

| Screwdriver | | Order No. |
|---|---|---|
|  | SD 0,6x3,5x100 | 9008330000 |
| | SDI 0,6x3,5x100 | 9008390000 |

## Ordering data

| Solder pin length | | | | 3.5 mm |
|---|---|---|---|---|
| Colour | | | | orange |
| **Pitch** | **5.00 mm** | | | |
| **Pol.** | L1 | (inch) | **Qty.** | **Order No.** |
| 2 | 5.00 | 0.197 | 100 | **1913780000** |
| 3 | 10.00 | 0.394 | 100 | **1913820000** |
| 4 | 15.00 | 0.591 | 100 | **1913960000** |
| 5 | 20.00 | 0.787 | 100 | **1914000000** |
| 6 | 25.00 | 0.984 | 100 | **1914020000** |
| 7 | 30.00 | 1.181 | 100 | **1914030000** |
| 8 | 35.00 | 1.378 | 100 | **1914040000** |
| 9 | 40.00 | 1.575 | 100 | **1914050000** |
| 10 | 45.00 | 1.772 | 100 | **1914070000** |
| 11 | 50.00 | 1.969 | 100 | **1914080000** |
| 12 | 55.00 | 2.165 | 100 | **1914090000** |
| 13 | 60.00 | 2.362 | 100 | **1960140000** |
| 14 | 65.00 | 2.559 | 100 | **1960150000** |
| 15 | 70.00 | 2.756 | 100 | **1960160000** |
| 16 | 75.00 | 2.953 | 100 | **1960170000** |
| 17 | 80.00 | 3.150 | 50 | **1960180000** |
| 18 | 85.00 | 3.346 | 50 | **1960190000** |
| 19 | 90.00 | 3.543 | 50 | **1960200000** |
| 20 | 95.00 | 3.740 | 50 | **1960210000** |
| 21 | 100.00 | 3.937 | 50 | **1960220000** |
| 22 | 105.00 | 4.134 | 50 | **1960230000** |
| 23 | 110.00 | 4.331 | 50 | **1960240000** |
| 24 | 115.00 | 4.528 | 50 | **1960250000** |

**Representative derating curve**

LMZF 5/../135

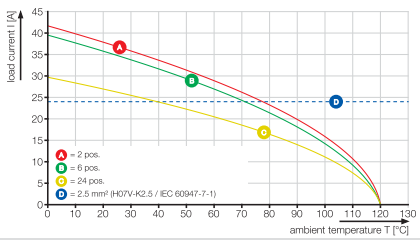




«ЭЛЕКТРО-ПРОФИ» - http://www.ep.ru

## LMZFL 5/../135



**Dimensioned drawing**

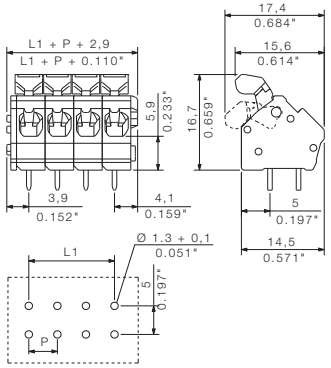


## Ordering data

| | |
|---|---|
| **Solder pin length** | **3.5 mm** |
| **Colour** | **orange** |

**Pitch 5.00 mm**

| Pol. | L1 | (inch) | Qty. | Order No. |
|---|---|---|---|---|
| 2 | 5.00 | 0.197 | 100 | **1914560000** |
| 3 | 10.00 | 0.394 | 100 | **1914580000** |
| 4 | 15.00 | 0.591 | 100 | **1914590000** |
| 5 | 20.00 | 0.787 | 100 | **1914600000** |
| 6 | 25.00 | 0.984 | 100 | **1914640000** |
| 7 | 30.00 | 1.181 | 100 | **1914720000** |
| 8 | 35.00 | 1.378 | 100 | **1914790000** |
| 9 | 40.00 | 1.575 | 100 | **1914830000** |
| 10 | 45.00 | 1.772 | 100 | **1914860000** |
| 11 | 50.00 | 1.969 | 100 | **1914990000** |
| 12 | 55.00 | 2.165 | 100 | **1915030000** |
| 13 | 60.00 | 2.362 | 50 | **1958320000** |
| 14 | 65.00 | 2.559 | 50 | **1958330000** |
| 15 | 70.00 | 2.756 | 50 | **1958350000** |
| 16 | 75.00 | 2.953 | 50 | **1958370000** |
| 17 | 80.00 | 3.150 | 50 | **1958390000** |
| 18 | 85.00 | 3.346 | 50 | **1958410000** |
| 19 | 90.00 | 3.543 | 50 | **1958440000** |
| 20 | 95.00 | 3.740 | 50 | **1958450000** |
| 21 | 100.00 | 3.937 | 50 | **1958470000** |
| 22 | 105.00 | 4.134 | 50 | **1958490000** |
| 23 | 110.00 | 4.331 | 50 | **1958500000** |
| 24 | 115.00 | 4.528 | 50 | **1958510000** |

**Additional derating curves**

LMZFL 5/../135

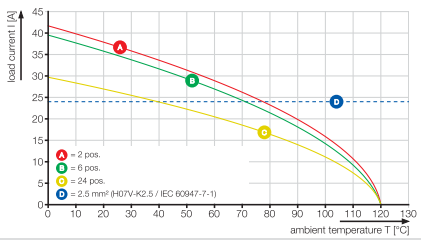




«ЭЛЕКТРО-ПРОФИ» - http://www.ep.ru

## LMZF & LMZFL 7../135



The compact installation terminal with tension-clamp wire connection, in 5.00-mm pitch for wire cross-sections up to 2.5 mm².

- Variable pitch 7.50 - 7.62 mm (1 component = 2 pitches).
- Wire outlet direction 135°
- Optional lever for simple opening of terminal point.

## Product data

IEC: 1000 V / 24 A / 0.13 - 2.5 mm²
UL: 300 V / 15 A / AWG 26 - 14

**For additional articles and information, refer to catalog.weidmueller.com**

**Note:**

- Rated current related to rated cross-section and min. No. of poles.
- Wire end ferrule without plastic collar to DIN 46228/1
- Wire end ferrule with plastic collar to DIN 46228/4
- P on drg. = pitch
- Rated data refer only to the component itself. Clearance and creepage distances to other components are to be designed in accordance with the relevant application standards.

## LMZF 7../135



**Dimensioned drawing**

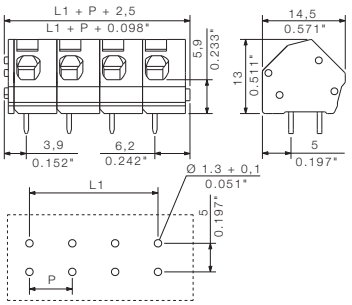


## Technical data

| In compliance with IEC 60664-1 / IEC 61984 | | | | |
|---|---|---|---|---|
| Clamping range, max. | mm² | 0.13...2.5 | | |
| **Solid core H05(07) V-U** | **mm²** | **0.13...2.5** | | |
| Stranded H07 V-R | | | | |
| Flexible H05(07) V-K | mm² | 0.13...2.5 | | |
| Flexible with ferrule | mm² | 0.25...1.5 | | |
| Ferrule with plastic collar | mm² | 0.25...1.5 | | |
| Stripping length | mm | 6 | | |
| Screwdriver blade | mm | 0.6 x 3.5 | | |
| According to norm | | DIN 5264-A | | |
| Tightening torque range | Nm | | | |
| **Rated current, max.** | **A** | **24** | | **24** |
| At ambient temperature | | 20°C | | 40°C |
| For conductor cross-section | mm² | 2.5 | | |
| Overvoltage category | | III | III | II |
| Pollution severity | | 3 | 2 | 2 |
| **Rated voltage** | **V** | **400** | **800** | **1000** |
| Rated impulse voltage | kV | 6 | 6 | 6 |
| **UL / CUL (Use Group)** | | **B** | **C** | **D** |
| **Rated voltage** | **V** | **300** | **150** | **300** |
| **Rated current** | **A** | **15** | **15** | **10** |
| **AWG conductor** | **AWG** | **26-14** | | |
| **CSA (Use Group)** | | **B** | **C** | **D** |
| Rated voltage | V | 300 | 150 | 300 |
| Rated current | A | 15 | 15 | 10 |
| AWG conductor | AWG | 26-14 | | |
| **General data** | | | | |
| Type of insulation material | | Wemid (PA) | | |
| Flammability class UL 94 | | V-0 | | |
| Contact base material | | E-Cu | | |
| Material of contact surface | | tinned | | |
| Pin dimensions = d | mm | 0.8 x 0.8 | | |
| Solder eyelet Ø = D | mm | 1.3 | | |
| Solder eyelet Ø tolerance | mm | + 0,1 | | |

## Accessories

**Note:** Refer to the Accessories chapter for additional accessories.

| Screwdriver | | Order No. |
|---|---|---|
|  | SD 0,6x3,5x100 | 9008330000 |
| | SDI 0,6x3,5x100 | 9008390000 |

## Ordering data

**Solder pin length** 3.5 mm
**Colour** orange

**Pitch 7.50 mm**

| Pol. | L1 | (inch) | Qty. | Order No. |
|---|---|---|---|---|
| 2 | 7.50 | 0.295 | 100 | 1952570000 |
| 3 | 15.00 | 0.591 | 100 | 1952580000 |
| 4 | 22.50 | 0.886 | 100 | 1952590000 |
| 5 | 30.00 | 1.181 | 100 | 1952600000 |
| 6 | 37.50 | 1.476 | 100 | 1952610000 |
| 7 | 45.00 | 1.772 | 100 | 1952620000 |
| 8 | 52.50 | 2.067 | 100 | 1952630000 |
| 9 | 60.00 | 2.362 | 100 | 1952640000 |
| 10 | 67.50 | 2.657 | 100 | 1952650000 |
| 11 | 75.00 | 2.953 | 100 | 1952660000 |
| 12 | 82.50 | 3.248 | 100 | 1952670000 |

**Representative derating curve**

LMZF 7../135

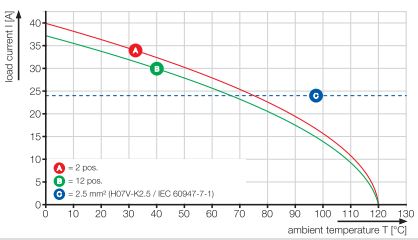




«ЭЛЕКТРО-ПРОФИ» - http://www.ep.ru

## LMZFL 7../135



**Dimensioned drawing**

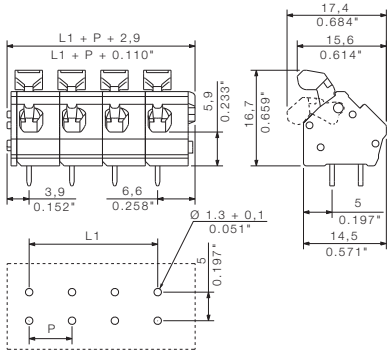


## Ordering data

| | | | | |
|---|---|---|---|---|
| **Solder pin length** | | | | **3.5 mm** |
| **Colour** | | | | **orange** |
| **Pitch** | **7.50 mm** | | | |
| **Pol.** | L1 | (inch) | **Qty.** | **Order No.** |
| 2 | 7.50 | 0.295 | 100 | **1953010000** |
| 3 | 15.00 | 0.591 | 100 | **1953020000** |
| 4 | 22.50 | 0.886 | 100 | **1953030000** |
| 5 | 30.00 | 1.181 | 100 | **1953040000** |
| 6 | 37.50 | 1.476 | 100 | **1953050000** |
| 7 | 45.00 | 1.772 | 100 | **1953060000** |
| 8 | 52.50 | 2.067 | 100 | **1953070000** |
| 9 | 60.00 | 2.362 | 100 | **1953080000** |
| 10 | 67.50 | 2.657 | 100 | **1953090000** |
| 11 | 75.00 | 2.953 | 100 | **1953100000** |
| 12 | 82.50 | 3.248 | 100 | **1953110000** |

**Additional derating curves**

LMZFL 7../135

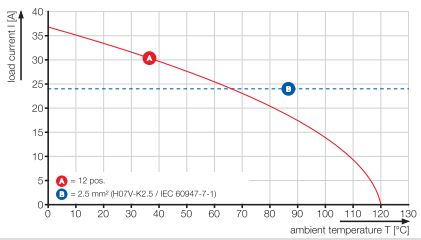




«ЭЛЕКТРО-ПРОФИ» - http://www.ep.ru

## LMZF & LMZFL 10/../135



The compact installation terminal with tension-clamp wire connection, in 5.00-mm pitch for wire cross-sections up to 2.5 mm².

- Variable pitch 10.00 - 10.16 mm (1 component = 2 pitches).
- Wire outlet direction 135°
- Optional lever for simple opening of terminal point.

## Product data

IEC: 1000 V / 24 A / 0.13 - 2.5 mm²
UL: 300 V / 15 A / AWG 26 - 14

**For additional articles and information, refer to catalog.weidmueller.com**

**Note:**

- Rated current related to rated cross-section and min. No. of poles.
- Wire end ferrule without plastic collar to DIN 46228/1
- Wire end ferrule with plastic collar to DIN 46228/4
- P on drg. = pitch
- Rated data refer only to the component itself. Clearance and creepage distances to other components are to be designed in accordance with the relevant application standards.

## LMZF 10/../135



**Dimensioned drawing**

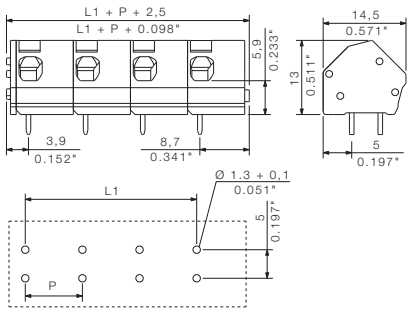


## Technical data

| In compliance with IEC 60664-1 / IEC 61984 | | | | |
|---|---|---|---|---|
| Clamping range, max. | mm² | 0.13...2.5 | | |
| **Solid core H05(07) V-U** | **mm²** | **0.13...2.5** | | |
| Stranded H07 V-R | | | | |
| Flexible H05(07) V-K | mm² | 0.13...2.5 | | |
| Flexible with ferrule | mm² | 0.25...1.5 | | |
| Ferrule with plastic collar | mm² | 0.25...1.5 | | |
| Stripping length | mm | 6 | | |
| Screwdriver blade | mm | 0.6 x 3.5 | | |
| According to norm | | DIN 5264-A | | |
| Tightening torque range | Nm | | | |
| **Rated current, max.** | **A** | **24** | | **24** |
| At ambient temperature | | 20°C | | 40°C |
| For conductor cross-section | mm² | 2.5 | | |
| Overvoltage category | | III | III | II |
| Pollution severity | | 3 | 2 | 2 |
| **Rated voltage** | **V** | **500** | **1000** | **1000** |
| Rated impulse voltage | kV | 8 | 8 | 8 |
| **UL / CUL (Use Group)** | | **B** | **C** | **D** |
| **Rated voltage** | **V** | **300** | **150** | **300** |
| **Rated current** | **A** | **15** | **15** | **10** |
| **AWG conductor** | **AWG** | **26-14** | | |
| **CSA (Use Group)** | | **B** | **C** | **D** |
| Rated voltage | V | 300 | 150 | 300 |
| Rated current | A | 15 | 15 | 10 |
| AWG conductor | AWG | 26-14 | | |
| **General data** | | | | |
| Type of insulation material | | Wemid (PA) | | |
| Flammability class UL 94 | | V-0 | | |
| Contact base material | | E-Cu | | |
| Material of contact surface | | tinned | | |
| Pin dimensions = d | mm | 0.8 x 0.8 | | |
| Solder eyelet Ø = D | mm | 1.3 | | |
| Solder eyelet Ø tolerance | mm | + 0,1 | | |

## Accessories

**Note:** Refer to the Accessories chapter for additional accessories.

| Screwdriver | | Order No. |
|---|---|---|
|  | SD 0,6x3,5x100 | 9008330000 |
| | SDI 0,6x3,5x100 | 9008390000 |

## Ordering data

| Solder pin length | | | | 3.5 mm |
|---|---|---|---|---|
| Colour | | | | orange |
| **Pitch** | **10.00 mm** | | | |
| **Pol.** | L1 | (inch) | **Qty.** | **Order No.** |
| 2 | 10.00 | 0.394 | 100 | **1953470000** |
| 3 | 20.00 | 0.787 | 100 | **1953480000** |
| 4 | 30.00 | 1.181 | 100 | **1953490000** |
| 5 | 40.00 | 1.575 | 100 | **1953500000** |
| 6 | 50.00 | 1.969 | 100 | **1953510000** |
| 7 | 60.00 | 2.362 | 100 | **1953520000** |
| 8 | 70.00 | 2.756 | 100 | **1953530000** |
| 9 | 80.00 | 3.150 | 100 | **1953540000** |
| 10 | 90.00 | 3.543 | 100 | **1953550000** |
| 11 | 100.00 | 3.937 | 100 | **1953560000** |
| 12 | 110.00 | 4.331 | 100 | **1953570000** |

**Representative derating curve**

LMZF 10/../135

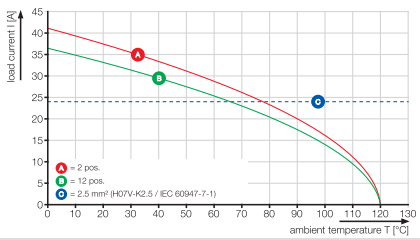




«ЭЛЕКТРО-ПРОФИ» - http://www.ep.ru

## LMZFL 10/../135



### Dimensioned drawing

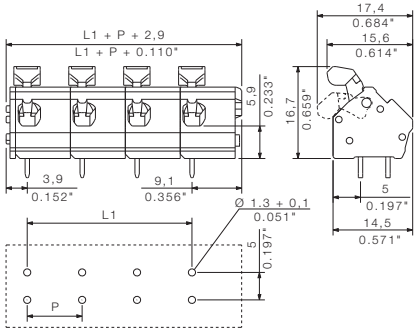


## Ordering data

| Solder pin length | | | | 3.5 mm |
|---|---|---|---|---|
| Colour | | | | orange |
| **Pitch** | **10.00 mm** | | | |
| **Pol.** | L1 | (inch) | **Qty.** | **Order No.** |
| 2 | 10.00 | 0.394 | 100 | **1953930000** |
| 3 | 20.00 | 0.787 | 100 | **1953940000** |
| 4 | 30.00 | 1.181 | 100 | **1953950000** |
| 5 | 40.00 | 1.575 | 100 | **1953960000** |
| 6 | 50.00 | 1.969 | 100 | **1953970000** |
| 7 | 60.00 | 2.362 | 100 | **1953980000** |
| 8 | 70.00 | 2.756 | 100 | **1953990000** |
| 9 | 80.00 | 3.150 | 100 | **1954000000** |
| 10 | 90.00 | 3.543 | 100 | **1954010000** |
| 11 | 100.00 | 3.937 | 100 | **1954020000** |
| 12 | 110.00 | 4.331 | 100 | **1954030000** |

### Additional derating curves

LMZFL 10/../135

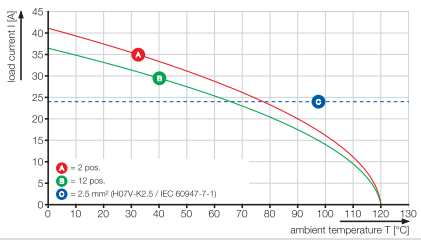




«ЭЛЕКТРО-ПРОФИ» - http://www.ep.ru

## LMZF 5.08, multi level



The high-performance device interface with a high connection density. Multi-level PCB Terminal with tension clam wire connection in 5.08-mm pitch, suitable for wire cross-sections up to 2.5 mm².

- Wire outlet direction 135°
- Layout is compatible with multi-level screw terminals.

## Product data

IEC: 630 V / 15 A / 0.2 - 2.5 mm²
UL: 300 V / 10 A / AWG 24 - 14

**For additional articles and information, refer to catalog.weidmueller.com**

**Note:**

- Rated current related to rated cross-section and min. No. of poles.
- Wire end ferrule without plastic collar to DIN 46228/1
- Wire end ferrule with plastic collar to DIN 46228/4
- P on drg. = pitch
- Rated data refer only to the component itself. Clearance and creepage distances to other components are to be designed in accordance with the relevant application standards.

## LM2NZF 5.08/../135



**Dimensioned drawing**

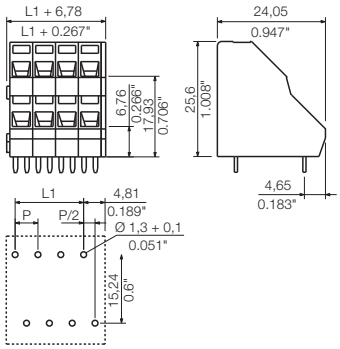


## Technical data

| In compliance with IEC 60664-1 / IEC 61984 | | | | |
|---|---|---|---|---|
| Clamping range, max. | mm² | 0.13...2.5 | | |
| **Solid core H05(07) V-U** | **mm²** | **0.2...2.5** | | |
| Stranded H07 V-R | | | | |
| Flexible H05(07) V-K | mm² | 0.2...1.5 | | |
| Flexible with ferrule | mm² | 0.25...1.5 | | |
| Ferrule with plastic collar | mm² | 0.25...1.5 | | |
| Stripping length | mm | 7.5 | | |
| Screwdriver blade | mm | 0.6 x 3.5 | | |
| According to norm | | DIN 5264-A | | |
| Tightening torque range | Nm | | | |
| **Rated current, max.** | **A** | **15** | | **13** |
| At ambient temperature | | 20°C | | 40°C |
| For conductor cross-section | mm² | 2.5 | | |
| Overvoltage category | | III | III | II |
| Pollution severity | | 3 | 2 | 2 |
| **Rated voltage** | **V** | **250** | **320** | **630** |
| Rated impulse voltage | kV | 4 | 4 | 4 |
| **UL / CUL (Use Group)** | | **B** | **C** | **D** |
| **Rated voltage** | **V** | **300** | | **300** |
| **Rated current** | **A** | **10** | | **10** |
| **AWG conductor** | **AWG** | **24-14** | | |
| **CSA (Use Group)** | | **B** | **C** | **D** |
| Rated voltage | V | 300 | | 300 |
| Rated current | A | 10 | | 10 |
| AWG conductor | AWG | 24-14 | | |
| **General data** | | | | |
| Type of insulation material | | PA | | |
| Flammability class UL 94 | | V-2 | | |
| Contact base material | | Copper alloy | | |
| Material of contact surface | | tinned | | |
| Pin dimensions = d | mm | 0.8 x 1.0 | | |
| Solder eyelet Ø = D | mm | 1.3 | | |
| Solder eyelet Ø tolerance | mm | + 0,1 | | |

## Accessories

**Note:** Refer to the Accessories chapter for additional accessories.

| Screwdriver | | Order No. |
|---|---|---|
|  | SD 0,6x3,5x100 | 9008330000 |
| | SDI 0,6x3,5x100 | 9008390000 |

## Ordering data

| Solder pin length | | | | 3.5 mm |
|---|---|---|---|---|
| Colour | | | | orange |
| **Pitch** | **5.08 mm** | | | |
| **Pol.** | L1 | (inch) | **Qty.** | **Order No.** |
| 4 | 5.08 | 0.200 | 50 | **1764810000** |
| 6 | 10.16 | 0.400 | 50 | **1764820000** |
| 8 | 15.24 | 0.600 | 50 | **1764830000** |
| 10 | 20.32 | 0.800 | 50 | **1764840000** |
| 12 | 25.40 | 1.000 | 50 | **1764850000** |
| 14 | 30.48 | 1.200 | 20 | **1764860000** |
| 16 | 35.56 | 1.400 | 20 | **1764870000** |
| 18 | 40.64 | 1.600 | 20 | **1764880000** |
| 20 | 45.72 | 1.800 | 20 | **1758020000** |
| 22 | 50.80 | 2.000 | 20 | **1764890000** |
| 24 | 55.88 | 2.200 | 10 | **1764900000** |
| 26 | 60.96 | 2.400 | 10 | **1782500000** |
| 28 | 66.04 | 2.600 | 10 | **1782510000** |
| 30 | 71.12 | 2.800 | 10 | **1782520000** |
| 32 | 76.20 | 3.000 | 10 | **1782530000** |
| 34 | 81.28 | 3.200 | 10 | **1782540000** |
| 36 | 86.36 | 3.400 | 10 | **1782550000** |

**Representative derating curve**

LM2NZF 5.08/../135

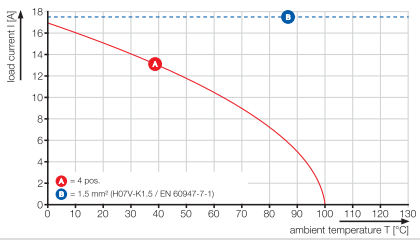




«ЭЛЕКТРО-ПРОФИ» - http://www.ep.ru

## LM3RZF 5.08/../135



**Dimensioned drawing**

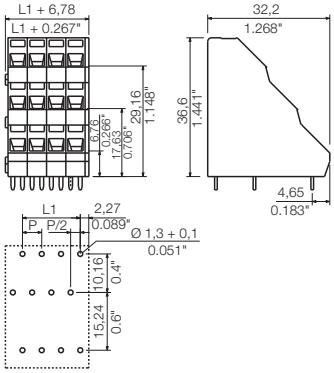


## Ordering data

| | |
|---|---|
| **Solder pin length** | **3.5 mm** |
| **Colour** | **orange** |

**Pitch 5.08 mm**

| Pol. | L1 | (inch) | Qty. | Order No. |
|---|---|---|---|---|
| 6 | 5.08 | 0.200 | 50 | **1764910000** |
| 9 | 10.16 | 0.400 | 50 | **1764920000** |
| 12 | 15.24 | 0.600 | 50 | **1764930000** |
| 15 | 20.32 | 0.800 | 20 | **1764940000** |
| 18 | 25.40 | 1.000 | 20 | **1764950000** |
| 21 | 30.48 | 1.200 | 20 | **1758040000** |
| 24 | 35.56 | 1.400 | 10 | **1764960000** |
| 27 | 40.64 | 1.600 | 10 | **1764970000** |
| 30 | 45.72 | 1.800 | 10 | **1758030000** |
| 33 | 50.80 | 2.000 | 10 | **1764980000** |
| 36 | 55.88 | 2.200 | 10 | **1764990000** |
| 48 | 76.20 | 3.000 | 10 | **1758050000** |

**Additional derating curves**

LM3RZF 5.08/../135

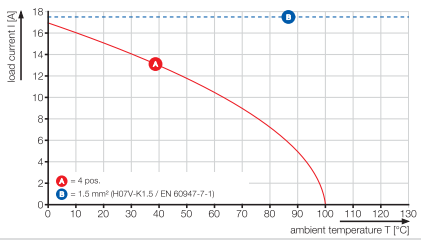




«ЭЛЕКТРО-ПРОФИ» - http://www.ep.ru

«ЭЛЕКТРО-ПРОФИ» - http://www.ep.ru

# OMNIMATE Signal PCB Connectors



**OMNIMATE Signal PCB Connectors**


**Double-row connectors in 3.50 mm pitch**
**Series B2L/S2L 3.50**

| | |
|---|---|
| Explanation | C.2 |
| Quick selection | C.4 |
| Technical data | C.6 |

**Connectors in 3.50 mm pitch**
**Series BL/SL 3.50**

| | |
|---|---|
| Explanation | C.20 |
| Quick selection | C.24 |
| Technical data | C.26 |

**Connectors in 3.81 mm pitch**
**Series BC/SC 3.81**

| | |
|---|---|
| Explanation | C.60 |
| Quick selection | C.64 |
| Technical data | C.66 |

**Connectors in 5.00 mm and 5.08 mm pitch**
**Series BL/SL 5.00**

| | |
|---|---|
| Explanation | C.120 |
| Quick selection | C.132 |
| Technical data | C.134 |

**Connectors in 5.00 mm and 5.08 mm pitch**
**Series BL/SL 5.08**

| | |
|---|---|
| Explanation | C.120 |
| Quick selection | C.162 |
| Technical data | C.166 |

**Connectors in 5.00 mm pitch**
**Series RSV**

| | |
|---|---|
| Explanation | C.240 |
| Quick selection | C.242 |
| Technical data | C.244 |




«ЭЛЕКТРО-ПРОФИ» - http://www.ep.ru

# Packing density, redefined - 3.50 mm pitch, 2 rows more convenience despite the small pitch

The two row arrangement of tension clamp connections permits a double junction density in 3.50 mm pitch and many single wire connections without loosing polarity in confined spaces with a modular design.

Maximum connection density in the smallest of spaces - for field connections of typical sensor wires up to 1 mm², the two row female plugs in 3.50 mm pitch with the bar uppermost, closes the gap between less space and more functionality.

Miniaturisation is more than just greater functional density in a smaller space, every millimetre of size saved reduces the space requirements and also the installation costs to the customer.



**Maximum packing density**

The double layer male header made from LCP for the THR process allows the connection of 1 mm² I/O single core wires in a virtual spacing of 0.875 mm.



**Simple handling without special tools**

Secure and quick wiring achieved without the need for a special tool. The large tension clamp connection permits operation with a standard screwdriver in the smallest dimensions in 2 row 3.50 mm pitch.



**Twice the junction density**

When compared with 19" racks and 24 connections in 3.50 pitch saves 30 % on the front panel and reduces the footprint on the PCB by 10 % in 2 row 3.50 mm pitch.



«ЭЛЕКТРО-ПРОФИ» - http://www.ep.ru



## Advanced application possibilities

The extensive range of accessories for coding, marking, operating, cover hoods with integral strain relief and light guides for visualisation allows you to customise your project.



## Vibration proof screw flange or gentle release of entire component assemblies



With the Screw flange variants you are on the vibration resistance side. With the release lever you can disconnect the multi pole female plug from the mail header with considerable less effort.

## Available with many different forms of male headers, efficient – versatile – optimised



**Efficient** – the use of LCP allows reliable processing without pre-processing.
**Versatile** – numerous versions in the male header permits all solder processes for many different applications.



**Optimal** – suitable for automated assembly in tape-on-reel packaging, the pin bars allow for automatic placement.



## Can be mounted side-by-side without sacrificing any poles

Comparing female plugs in disk form with female plugs in modular design, you save space between the plugs and permit side-by-side mounting without sacrificing any poles in any quantity with 2 row 3.50 mm pitch.



«ЭЛЕКТРО-ПРОФИ» - http://www.ep.ru

# Double-row connectors in 3.50 mm pitch - Series B2L/S2L 3.50
## Quick selection

= Wire to board
= Board to board
= Wire to wire
= Board to wire



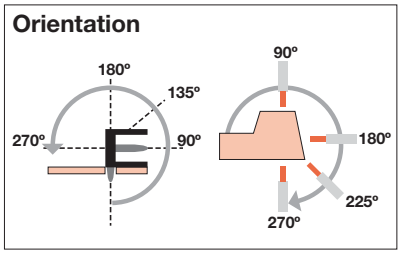




| | | | | | Male header | | | | |
|---|---|---|---|---|---|---|---|---|---|
| | | | | | Reflow solder connection | | | Solder connection | |
| | | | | Levels | 1 | | 2 | 1 | |
| | | | Type | | S2L-SMT | S2L-SMT | S2LD-THR | S2L | S2L |
| | | | | Orientation | 90° | 180° | 90° | 90° | 180° |
| | | | | Flange options | G/LF | G/LF | G/LF | G/F | G/F |
| | | | | Page | C.6 | C.8 | C.10 | C.12 | C.14 |
| Female plug | Tension clamp |  | B2L | 180° | (G)/F/LH | C.16 | ● | ● | ● | ● | ● |
| Female plug | Tension clamp (with cross connection) |  | B2L QV | 180° | (G)/F/LH | C.18 | ● | ● | ● | ● | ● |

**Female plug:**
**(G)***= Closed (without flange)
**F** = Screw flange with screw
**LH** = Release lever

**Male header:**
**G** = Closed (without flange)
**F** = Screw flange with nut
**LF** = Solder flange with nut

* not included in the article description



«ЭЛЕКТРО-ПРОФИ» - http://www.ep.ru

«ЭЛЕКТРО-ПРОФИ» - http://www.ep.ru

# Double-row connectors in 3.50 mm pitch
# Series B2L/S2L 3.50

## S2L-SMT 3.50/../90



High-temperature-resistant, angled, double-row, closed male header for all common soldering methods.

- Optimised for the SMT processing.
- 3.2 mm solder pin suitable for reflow and wave soldering.
- Available in closed (G) version and with solder flange (LF).
- Packed either in box (BX) or on tape-on-reel (RL).

## Product data

IEC: 160 V / 10 A
UL: 150 V / 10 A

**For additional articles and information, refer to catalog.weidmueller.com**

**Note:**

- Additional colours on request
- Gold-plated contact surfaces on request
- Spacing between rows: see hole layout
- Rated current related to rated cross-section and min. No. of poles.
- P on drg. = pitch
- Rated data refer only to the component itself. Clearance and creepage distances to other components are to be designed in accordance with the relevant application standards.

## S2L-SMT 3.50/../90G Box

**closed ends in box**



**Dimensioned drawing**

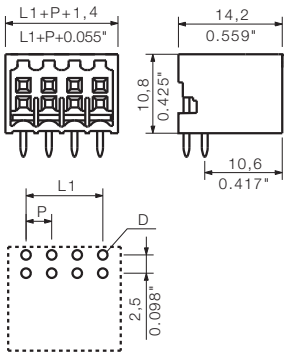


## Technical data

| In compliance with IEC 60664-1 / IEC 61984 | | | | |
|---|---|---|---|---|
| Clamping range, max. | mm² | | | |
| **Solid core H05(07) V-U** | **mm²** | | | |
| Stranded H07 V-R | | | | |
| Flexible H05(07) V-K | mm² | | | |
| Flexible with ferrule | mm² | | | |
| Ferrule with plastic collar | mm² | | | |
| Stripping length | mm | | | |
| Screwdriver blade | mm | | | |
| According to norm | | | | |
| Tightening torque range | Nm | | | |
| **Rated current, max.** | **A** | **10** | | **9** |
| At ambient temperature | | 20°C | | 40°C |
| For conductor cross-section | mm² | | | |
| Overvoltage category | | III | III | II |
| Pollution severity | | 3 | 2 | 2 |
| **Rated voltage** | **V** | **50** | **125** | **160** |
| Rated impulse voltage | kV | 2.5 | 1.5 | 1.5 |
| **UL / CUL (Use Group)** | | **B** | **C** | **D** |
| **Rated voltage** | **V** | **150** | **50** | |
| **Rated current** | **A** | **10** | **10** | |
| **AWG conductor** | **AWG** | | **-** | |
| **CSA (Use Group)** | | **B** | **C** | **D** |
| Rated voltage | V | 150 | | |
| Rated current | A | 5 | | |
| AWG conductor | AWG | | - | |
| **General data** | | | | |
| Type of insulation material | | LCP GF | | |
| Flammability class UL 94 | | V-0 | | |
| Contact base material | | Copper alloy | | |
| Material of contact surface | | tinned | | |
| Pin dimensions = d | mm | 1.0, Octagonal | | |
| Solder eyelet Ø = D | mm | 1.3 | | |
| Solder eyelet Ø tolerance | mm | + 0,1 | | |

## Accessories

**Note:** Refer to the Accessories chapter for additional accessories.

| Coding | | Order No. |
|---|---|---|
|  | B2L/S2L 3.5 KO OR | **1849730000** |
| | B2L/S2L 3.5 KO SW | **1849740000** |
| **LED light guide** | | |
|  | S2L-SMT 3.5 FLA 20/10 | **1814590000** |

## Ordering data

**Solder pin length** 3.2 mm
**Colour** black

**Pitch 3.50 mm**

| Pol. | L1 | (inch) | Qty. | Order No. |
|---|---|---|---|---|
| 4 | 3.50 | 0.138 | 50 | **1920850000** |
| 6 | 7.00 | 0.276 | 50 | **1794210000** |
| 8 | 10.50 | 0.413 | 50 | **1794220000** |
| 10 | 14.00 | 0.551 | 50 | **1794230000** |
| 12 | 17.50 | 0.689 | 50 | **1794240000** |
| 14 | 21.00 | 0.827 | 50 | **1794250000** |
| 16 | 24.50 | 0.965 | 50 | **1794260000** |
| 18 | 28.00 | 1.102 | 20 | **1794270000** |
| 20 | 31.50 | 1.240 | 20 | **1794280000** |
| 22 | 35.00 | 1.378 | 20 | **1794290000** |
| 24 | 38.50 | 1.516 | 20 | **1794300000** |
| 26 | 42.00 | 1.654 | 20 | **1794310000** |
| 28 | 45.50 | 1.791 | 20 | **1794320000** |
| 30 | 49.00 | 1.929 | 20 | **1794330000** |
| 32 | 52.50 | 2.067 | 20 | **1794340000** |
| 34 | 56.00 | 2.205 | 20 | **1794350000** |
| 36 | 59.50 | 2.343 | 20 | **1794360000** |

1.5 mm solder pins on request



«ЭЛЕКТРО-ПРОФИ» - http://www.ep.ru

## S2L-SMT 3.50/../90G Tape

**closed ends in tape**



**Dimensioned drawing**

### Ordering data

| Solder pin length | | | | 3.2 mm |
|---|---|---|---|---|
| Colour | | | | black |
| **Pitch** | **3.50 mm** | | | |
| **Pol.** | L1 | (inch) | **Qty.** | **Order No.** |
| 6 | 7.00 | 0.276 | 235 | **1807470000** |
| 8 | 10.50 | 0.413 | 235 | **1807480000** |
| 10 | 14.00 | 0.551 | 235 | **1807490000** |
| 12 | 17.50 | 0.689 | 235 | **1807500000** |
| 14 | 21.00 | 0.827 | 235 | **1807510000** |
| 16 | 24.50 | 0.965 | 235 | **1807520000** |
| 18 | 28.00 | 1.102 | 235 | **1807530000** |
| 20 | 31.50 | 1.240 | 235 | **1807540000** |
| 22 | 35.00 | 1.378 | 235 | **1807550000** |
| 24 | 38.50 | 1.516 | 235 | **1802190000** |

1.5 mm solder pins on request
Tape widths: 32, 44, 56, 72, 88

## S2L-SMT 3.50/../90LF Box

**with solder flange in box**



**Dimensioned drawing**

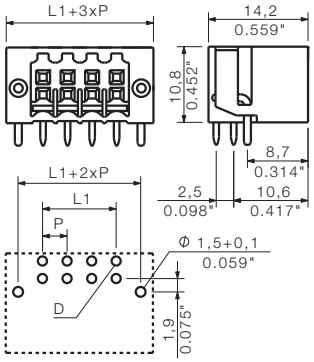


### Ordering data

| Solder pin length | | | | 3.2 mm |
|---|---|---|---|---|
| Colour | | | | black |
| **Pitch** | **3.50 mm** | | | |
| **Pol.** | L1 | (inch) | **Qty.** | **Order No.** |
| 4 | 3.50 | 0.138 | 50 | **1001300000** |
| 6 | 7.00 | 0.276 | 50 | **1794860000** |
| 8 | 10.50 | 0.413 | 50 | **1794870000** |
| 10 | 14.00 | 0.551 | 50 | **1794880000** |
| 12 | 17.50 | 0.689 | 50 | **1794890000** |
| 14 | 21.00 | 0.827 | 50 | **1794900000** |
| 16 | 24.50 | 0.965 | 50 | **1794910000** |
| 18 | 28.00 | 1.102 | 20 | **1794920000** |
| 20 | 31.50 | 1.240 | 20 | **1794930000** |
| 22 | 35.00 | 1.378 | 20 | **1794940000** |
| 24 | 38.50 | 1.516 | 20 | **1794950000** |
| 26 | 42.00 | 1.654 | 20 | **1794960000** |
| 28 | 45.50 | 1.791 | 20 | **1794970000** |
| 30 | 49.00 | 1.929 | 20 | **1794980000** |
| 32 | 52.50 | 2.067 | 20 | **1794990000** |
| 34 | 56.00 | 2.205 | 20 | **1795000000** |
| 36 | 59.50 | 2.343 | 20 | **1795010000** |

1.5 mm solder pins on request

## S2L-SMT 3.50/../90LF Tape

**with solder flange in tape**



**Dimensioned drawing**

### Ordering data

| Solder pin length | | | | 3.2 mm |
|---|---|---|---|---|
| Colour | | | | black |
| **Pitch** | **3.50 mm** | | | |
| **Pol.** | L1 | (inch) | **Qty.** | **Order No.** |
| 6 | 7.00 | 0.276 | 235 | **1807560000** |
| 8 | 10.50 | 0.413 | 235 | **1807570000** |
| 10 | 14.00 | 0.551 | 235 | **1807580000** |
| 12 | 17.50 | 0.689 | 235 | **1807590000** |
| 14 | 21.00 | 0.827 | 235 | **1807600000** |
| 16 | 24.50 | 0.965 | 235 | **1807610000** |
| 18 | 28.00 | 1.102 | 235 | **1807620000** |
| 20 | 31.50 | 1.240 | 235 | **1807630000** |

1.5 mm solder pins on request
Tape widths: 32, 44, 56, 72, 88



«ЭЛЕКТРО-ПРОФИ» - http://www.ep.ru

# Double-row connectors in 3.50 mm pitch
# Series B2L/S2L 3.50

## S2L-SMT 3.50/../180



High-temperature-resistant, straight, double-row, closed male header for all common soldering methods.

- Optimised for the SMT processing.
- 3.2 mm solder pin suitable for reflow and wave soldering.
- Available in closed (G) version and with solder flange (LF).
- Packed either in box (BX) or on tape-on-reel (RL).

## Product data

IEC: 160 V / 10 A
UL: 150 V / 10 A

**For additional articles and information, refer to catalog.weidmueller.com**

**Note:**

- Additional colours on request
- Gold-plated contact surfaces on request
- Spacing between rows: see hole layout
- Rated current related to rated cross-section and min. No. of poles.
- P on drg. = pitch
- Rated data refer only to the component itself. Clearance and creepage distances to other components are to be designed in accordance with the relevant application standards.

## S2L-SMT 3.50/../180G Box

**closed ends in Box**



**Dimensioned drawing**

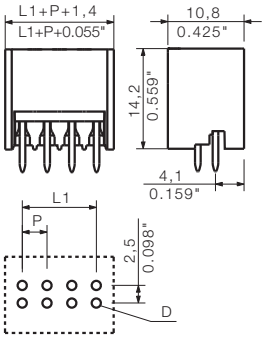


## Technical data

| In compliance with IEC 60664-1 / IEC 61984 | | | | |
|---|---|---|---|---|
| Clamping range, max. | mm² | | | |
| **Solid core H05(07) V-U** | **mm²** | | | |
| Stranded H07 V-R | | | | |
| Flexible H05(07) V-K | mm² | | | |
| Flexible with ferrule | mm² | | | |
| Ferrule with plastic collar | mm² | | | |
| Stripping length | mm | | | |
| Screwdriver blade | mm | | | |
| According to norm | | | | |
| Tightening torque range | Nm | | | |
| **Rated current, max.** | **A** | **10** | | **9** |
| At ambient temperature | | 20°C | | 40°C |
| For conductor cross-section | mm² | | | |
| Overvoltage category | | III | III | II |
| Pollution severity | | 3 | 2 | 2 |
| **Rated voltage** | **V** | **50** | **125** | **160** |
| Rated impulse voltage | kV | 2.5 | 1.5 | 1.5 |
| **UL / CUL (Use Group)** | | **B** | **C** | **D** |
| **Rated voltage** | **V** | **150** | **50** | |
| **Rated current** | **A** | **10** | **10** | |
| **AWG conductor** | **AWG** | | **-** | |
| **CSA (Use Group)** | | **B** | **C** | **D** |
| Rated voltage | V | 150 | | |
| Rated current | A | 5 | | |
| AWG conductor | AWG | | - | |
| **General data** | | | | |
| Type of insulation material | | LCP GF | | |
| Flammability class UL 94 | | V-0 | | |
| Contact base material | | Copper alloy | | |
| Material of contact surface | | tinned | | |
| Pin dimensions = d | mm | 1.0, Octagonal | | |
| Solder eyelet Ø = D | mm | 1.3 | | |
| Solder eyelet Ø tolerance | mm | + 0,1 | | |

## Accessories

**Note:** Refer to the Accessories chapter for additional accessories.

| Coding | | Order No. |
|---|---|---|
|  | B2L/S2L 3.5 KO OR | **1849730000** |
| | B2L/S2L 3.5 KO SW | **1849740000** |

## Ordering data

| Solder pin length | | | | 3.5 mm |
|---|---|---|---|---|
| Colour | | | | black |
| **Pitch** | **3.50 mm** | | | |
| **Pol.** | L1 | (inch) | **Qty.** | **Order No.** |
| 4 | 3.50 | 0.138 | 50 | **1924530000** |
| 6 | 7.00 | 0.276 | 50 | **1794530000** |
| 8 | 10.50 | 0.413 | 50 | **1794540000** |
| 10 | 14.00 | 0.551 | 50 | **1794550000** |
| 12 | 17.50 | 0.689 | 50 | **1794560000** |
| 14 | 21.00 | 0.827 | 50 | **1794570000** |
| 16 | 24.50 | 0.965 | 50 | **1794580000** |
| 18 | 28.00 | 1.102 | 20 | **1794590000** |
| 20 | 31.50 | 1.240 | 20 | **1794600000** |
| 22 | 35.00 | 1.378 | 20 | **1794610000** |
| 24 | 38.50 | 1.516 | 20 | **1794620000** |
| 26 | 42.00 | 1.654 | 20 | **1794630000** |
| 28 | 45.50 | 1.791 | 20 | **1794640000** |
| 30 | 49.00 | 1.929 | 20 | **1794650000** |
| 32 | 52.50 | 2.067 | 20 | **1794660000** |
| 34 | 56.00 | 2.205 | 20 | **1794670000** |
| 36 | 59.50 | 2.343 | 20 | **1794680000** |

1.5 mm solder pins on request



«ЭЛЕКТРО-ПРОФИ» - http://www.ep.ru

## S2L-SMT 3.50/../180G Tape

**closed ends in tape**



**Dimensioned drawing**

### Ordering data

| Solder pin length | | | | 3.5 mm |
|---|---|---|---|---|
| Colour | | | | black |
| **Pitch** | **3.50 mm** | | | |
| **Pol.** | L1 | (inch) | **Qty.** | **Order No.** |
| 6 | 7.00 | 0.276 | 175 | **1807780000** |
| 8 | 10.50 | 0.413 | 175 | **1807790000** |
| 10 | 14.00 | 0.551 | 175 | **1807800000** |
| 12 | 17.50 | 0.689 | 175 | **1807810000** |
| 14 | 21.00 | 0.827 | 175 | **1807820000** |
| 16 | 24.50 | 0.965 | 175 | **1807830000** |
| 18 | 28.00 | 1.102 | 175 | **1807840000** |
| 20 | 31.50 | 1.240 | 175 | **1807850000** |
| 22 | 35.00 | 1.378 | 175 | **1807860000** |
| 24 | 38.50 | 1.516 | 175 | **1802220000** |

1.5 mm solder pins on request
Tape widths: 32, 44, 56, 72, 88

## S2L-SMT 3.50/../180LF Box

**with solder flange in box**



**Dimensioned drawing**

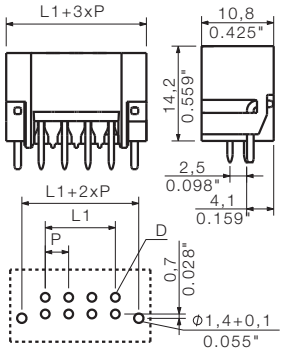


### Ordering data

| Solder pin length | | | | 3.5 mm |
|---|---|---|---|---|
| Colour | | | | black |
| **Pitch** | **3.50 mm** | | | |
| **Pol.** | L1 | (inch) | **Qty.** | **Order No.** |
| 4 | 3.50 | 0.138 | 50 | **1001310000** |
| 6 | 7.00 | 0.276 | 50 | **1795200000** |
| 8 | 10.50 | 0.413 | 50 | **1795210000** |
| 10 | 14.00 | 0.551 | 50 | **1795220000** |
| 12 | 17.50 | 0.689 | 50 | **1795230000** |
| 14 | 21.00 | 0.827 | 50 | **1795240000** |
| 16 | 24.50 | 0.965 | 50 | **1795250000** |
| 18 | 28.00 | 1.102 | 20 | **1795260000** |
| 20 | 31.50 | 1.240 | 20 | **1795270000** |
| 22 | 35.00 | 1.378 | 20 | **1795280000** |
| 24 | 38.50 | 1.516 | 20 | **1795290000** |
| 26 | 42.00 | 1.654 | 20 | **1795300000** |
| 28 | 45.50 | 1.791 | 20 | **1795310000** |
| 30 | 49.00 | 1.929 | 20 | **1795320000** |
| 32 | 52.50 | 2.067 | 20 | **1795330000** |
| 34 | 56.00 | 2.205 | 20 | **1795340000** |
| 36 | 59.50 | 2.343 | 20 | **1795350000** |

1.5 mm solder pins on request

## S2L-SMT 3.50/../180LF Tape

**with solder flange in tape**



**Dimensioned drawing**

### Ordering data

| Solder pin length | | | | 3.5 mm |
|---|---|---|---|---|
| Colour | | | | black |
| **Pitch** | **3.50 mm** | | | |
| **Pol.** | L1 | (inch) | **Qty.** | **Order No.** |
| 6 | 7.00 | 0.276 | 175 | **1807870000** |
| 8 | 10.50 | 0.413 | 175 | **1807880000** |
| 10 | 14.00 | 0.551 | 175 | **1807890000** |
| 12 | 17.50 | 0.689 | 175 | **1807900000** |
| 14 | 21.00 | 0.827 | 175 | **1807910000** |
| 16 | 24.50 | 0.965 | 175 | **1807920000** |
| 18 | 28.00 | 1.102 | 175 | **1807930000** |
| 20 | 31.50 | 1.240 | 175 | **1807940000** |

1.5 mm solder pins on request
Tape widths: 32, 44, 56, 72, 88



«ЭЛЕКТРО-ПРОФИ» - http://www.ep.ru

# Double-row connectors in 3.50 mm pitch
# Series B2L/S2L 3.50

## S2LD-THR 3.50/../90



The new standard for high-density assemblies:

- virtual 0.875-mm pitch for 1 mm² I/O connections
- Only four-row double-level male header for conventional IP20 sensor interfaces in 3.5 mm pitch.
- Four I/O contacts per 3.5 mm width, for 1 mm² wire cross-section.
- Solder flange eliminates the need for a fastening screw.
- 75% less space used on the circuit board.
- Available in closed (G) version and with solder flange (LF).

## Product data

IEC: 200 V / 7.9 A
UL: 150 V / 7 A

**For additional articles and information, refer to catalog.weidmueller.com**

**Note:**

- Additional colours on request
- Gold-plated contact surfaces on request
- Spacing between rows: see hole layout
- Rated current related to rated cross-section and min. No. of poles.
- P on drg. = pitch
- Rated data refer only to the component itself. Clearance and creepage distances to other components are to be designed in accordance with the relevant application standards.

## S2LD-THR 3.50/../90G



**Dimensioned drawing**

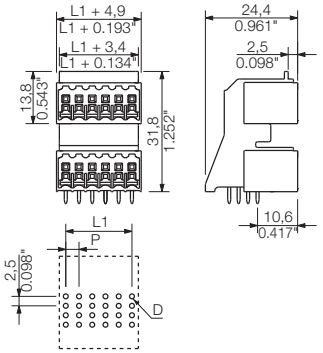


## Technical data

| In compliance with IEC 60664-1 / IEC 61984 | | | | |
|---|---|---|---|---|
| Clamping range, max. | mm² | | | |
| **Solid core H05(07) V-U** | **mm²** | | | |
| Stranded H07 V-R | | | | |
| Flexible H05(07) V-K | mm² | | | |
| Flexible with ferrule | mm² | | | |
| Ferrule with plastic collar | mm² | | | |
| Stripping length | mm | | | |
| Screwdriver blade | mm | | | |
| According to norm | | | | |
| Tightening torque range | Nm | | | |
| **Rated current, max.** | **A** | **7.9** | | **6.8** |
| At ambient temperature | | 20°C | | 40°C |
| For conductor cross-section | mm² | | | |
| Overvoltage category | | III | III | II |
| Pollution severity | | 3 | 2 | 2 |
| **Rated voltage** | **V** | **100** | **160** | **200** |
| Rated impulse voltage | kV | 1.5 | 2.5 | 2.5 |
| **UL / CUL (Use Group)** | | **B** | **C** | **D** |
| **Rated voltage** | **V** | **150** | | |
| **Rated current** | **A** | **7** | | |
| **AWG conductor** | **AWG** | | **-** | |
| **CSA (Use Group)** | | **B** | **C** | **D** |
| Rated voltage | V | 50 | | |
| Rated current | A | 5 | | |
| AWG conductor | AWG | | - | |
| **General data** | | | | |
| Type of insulation material | | LCP GF | | |
| Flammability class UL 94 | | V-0 | | |
| Contact base material | | Copper alloy | | |
| Material of contact surface | | tinned | | |
| Pin dimensions = d | mm | 1.0, Octagonal | | |
| Solder eyelet Ø = D | mm | 1.3 | | |
| Solder eyelet Ø tolerance | mm | + 0,1 | | |

## Accessories

**Note:** Refer to the Accessories chapter for additional accessories.

| Coding | | Order No. |
|---|---|---|
|  | B2L/S2L 3.5 KO OR | **1849730000** |
| | B2L/S2L 3.5 KO SW | **1849740000** |

## Ordering data

| Solder pin length | | | | 3.2 mm |
|---|---|---|---|---|
| Colour | | | | black |
| **Pitch** | **3.50 mm** | | | |
| **Pol.** | L1 | (inch) | **Qty.** | **Order No.** |
| 8 | 3.50 | 0.138 | 50 | **1065290000** |
| 12 | 7.00 | 0.276 | 50 | **1065310000** |
| 16 | 10.50 | 0.413 | 20 | **1065320000** |
| 20 | 14.00 | 0.551 | 20 | **1065330000** |
| 24 | 17.50 | 0.689 | 20 | **1065340000** |
| 28 | 21.00 | 0.827 | 20 | **1065350000** |
| 32 | 24.50 | 0.965 | 20 | **1065360000** |
| 36 | 28.00 | 1.102 | 20 | **1065370000** |



«ЭЛЕКТРО-ПРОФИ» - http://www.ep.ru

## S2LD-THR 3.50/../90LF



**Dimensioned drawing**

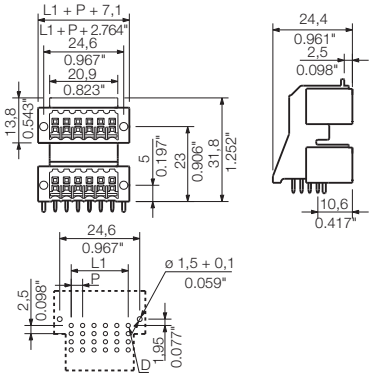


## Ordering data

| Solder pin length | | | | 3.2 mm |
|---|---|---|---|---|
| Colour | | | | black |
| **Pitch 3.50 mm** | | | | |
| **Pol.** | L1 | (inch) | **Qty.** | **Order No.** |
| 8 | 3.50 | 0.138 | 50 | **1028370000** |
| 12 | 7.00 | 0.276 | 50 | **1028390000** |
| 16 | 10.50 | 0.413 | 20 | **1028410000** |
| 20 | 14.00 | 0.551 | 20 | **1028420000** |
| 24 | 17.50 | 0.689 | 20 | **1045390000** |
| 28 | 21.00 | 0.827 | 20 | **1028430000** |
| 32 | 24.50 | 0.965 | 20 | **1028440000** |
| 36 | 28.00 | 1.102 | 20 | **1028450000** |



«ЭЛЕКТРО-ПРОФИ» - http://www.ep.ru

# Double-row connectors in 3.50 mm pitch
# Series B2L/S2L 3.50

## S2L 3.50/../90



Angled, double-row male header. Male headers with 3.5 mm pins that are designed for wave soldering and are packaged in a box. Available in closed (G) version and with screw flange (F).

## Product data

IEC: 250 V / 10 A
UL: 150 V / 10 A

**For additional articles and information, refer to catalog.weidmueller.com**

**Note:**
- Additional colours on request
- Gold-plated contact surfaces on request
- Spacing between rows: see hole layout
- Rated current related to rated cross-section and min. No. of poles.
- P on drg. = pitch
- Rated data refer only to the component itself. Clearance and creepage distances to other components are to be designed in accordance with the relevant application standards.

## S2L 3.50/../90G

**closed ends**



**Dimensioned drawing**

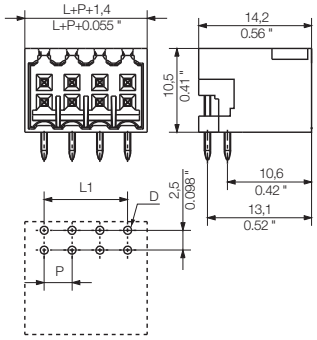


## Technical data

| In compliance with IEC 60664-1 / IEC 61984 | | | | |
|---|---|---|---|---|
| Clamping range, max. | mm² | | | |
| **Solid core H05(07) V-U** | **mm²** | | | |
| Stranded H07 V-R | | | | |
| Flexible H05(07) V-K | mm² | | | |
| Flexible with ferrule | mm² | | | |
| Ferrule with plastic collar | mm² | | | |
| Stripping length | mm | | | |
| Screwdriver blade | mm | | | |
| According to norm | | | | |
| Tightening torque range | Nm | | | |
| **Rated current, max.** | **A** | **10** | | **9** |
| At ambient temperature | | 20°C | | 40°C |
| For conductor cross-section | mm² | | | |
| Overvoltage category | | III | III | II |
| Pollution severity | | 3 | 2 | 2 |
| **Rated voltage** | **V** | **80** | **125** | **250** |
| Rated impulse voltage | kV | 2.5 | 2.5 | 2.5 |
| **UL / CUL (Use Group)** | | **B** | **C** | **D** |
| **Rated voltage** | **V** | **150** | **50** | |
| **Rated current** | **A** | **10** | **10** | |
| **AWG conductor** | **AWG** | | **-** | |
| **CSA (Use Group)** | | **B** | **C** | **D** |
| Rated voltage | V | 150 | | |
| Rated current | A | 5 | | |
| AWG conductor | AWG | | - | |
| **General data** | | | | |
| Type of insulation material | | PBT | | |
| Flammability class UL 94 | | V-0 | | |
| Contact base material | | Copper alloy | | |
| Material of contact surface | | tinned | | |
| Pin dimensions = d | mm | 1.0, Octagonal | | |
| Solder eyelet Ø = D | mm | 1.3 | | |
| Solder eyelet Ø tolerance | mm | + 0,1 | | |

## Accessories

**Note:** Refer to the Accessories chapter for additional accessories.

| Coding | | Order No. |
|---|---|---|
|  | B2L/S2L 3.5 KO OR | **1849730000** |
| | B2L/S2L 3.5 KO SW | **1849740000** |
| **LED light guide** | | |
|  | S2L 3.5 FLA 20/10 | **1699580000** |
| **Mounting screw** | | |
|  | PTSC KA 22X4.5 | **1610740000** |

## Ordering data

| Solder pin length | | | | 3.5 mm | 3.5 mm |
|---|---|---|---|---|---|
| Colour | | | | orange | black |
| **Pitch** | **3.50 mm** | | | | |
| **Pol.** | L1 | (inch) | **Qty.** | **Order No.** | **Order No.** |
| 6 | 7.00 | 0.276 | 50 | **1727830000** | **1727990000** |
| 8 | 10.50 | 0.413 | 50 | **1727840000** | **1728000000** |
| 10 | 14.00 | 0.551 | 50 | **1727850000** | **1728010000** |
| 12 | 17.50 | 0.689 | 50 | **1727860000** | **1728020000** |
| 14 | 21.00 | 0.827 | 50 | **1727870000** | **1728030000** |
| 16 | 24.50 | 0.965 | 50 | **1727880000** | **1728040000** |
| 18 | 28.00 | 1.102 | 20 | **1727890000** | **1728050000** |
| 20 | 31.50 | 1.240 | 20 | **1727900000** | **1728060000** |
| 22 | 35.00 | 1.378 | 20 | **1727910000** | **1728070000** |
| 24 | 38.50 | 1.516 | 20 | **1727920000** | **1728080000** |
| 26 | 42.00 | 1.654 | 20 | **1727930000** | **1728090000** |
| 28 | 45.50 | 1.791 | 20 | **1727940000** | **1728100000** |
| 30 | 49.00 | 1.929 | 20 | **1727950000** | **1728110000** |
| 32 | 52.50 | 2.067 | 20 | **1727960000** | **1728120000** |
| 34 | 56.00 | 2.205 | 20 | **1727970000** | **1728130000** |
| 36 | 59.50 | 2.343 | 20 | **1727980000** | **1728140000** |

For open version, see online catalogue



«ЭЛЕКТРО-ПРОФИ» - http://www.ep.ru

## S2L 3.50/../90F

**with screw flange**



**Dimensioned drawing**

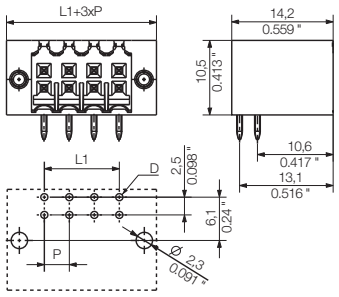


## Ordering data

| Solder pin length | | | | 3.5 mm | 3.5 mm |
|---|---|---|---|---|---|
| Colour | | | | orange | black |
| **Pitch** | **3.50 mm** | | | | |
| **Pol.** | L1 | (inch) | **Qty.** | **Order No.** | **Order No.** |
| 6 | 7.00 | 0.276 | 50 | **1728470000** | **1728630000** |
| 8 | 10.50 | 0.413 | 50 | **1728480000** | **1728640000** |
| 10 | 14.00 | 0.551 | 50 | **1728490000** | **1728650000** |
| 12 | 17.50 | 0.689 | 50 | **1728500000** | **1728660000** |
| 14 | 21.00 | 0.827 | 50 | **1728510000** | **1728670000** |
| 16 | 24.50 | 0.965 | 50 | **1728520000** | **1728680000** |
| 18 | 28.00 | 1.102 | 20 | **1728530000** | **1728690000** |
| 20 | 31.50 | 1.240 | 20 | **1728540000** | **1728700000** |
| 22 | 35.00 | 1.378 | 20 | **1728550000** | **1728710000** |
| 24 | 38.50 | 1.516 | 20 | **1728560000** | **1728720000** |
| 26 | 42.00 | 1.654 | 20 | **1728570000** | **1728730000** |
| 28 | 45.50 | 1.791 | 20 | **1728580000** | **1728740000** |
| 30 | 49.00 | 1.929 | 20 | **1728590000** | **1728750000** |
| 32 | 52.50 | 2.067 | 20 | **1728600000** | **1728760000** |
| 34 | 56.00 | 2.205 | 20 | **1728610000** | **1728770000** |
| 36 | 59.50 | 2.343 | 20 | **1728620000** | **1728780000** |

For open version, see online catalogue



«ЭЛЕКТРО-ПРОФИ» - http://www.ep.ru

# Double-row connectors in 3.50 mm pitch
# Series B2L/S2L 3.50

## S2L 3.50/../180



Straight, double-row male header. Male headers with 3.5 mm pins that are designed for wave soldering and are packaged in a box. The flange version can be screwed on the PCB. The pin headers provide space for labelling and can be coded. Available in closed (G) version and with screw flange (LF).

## Product data

IEC: 250 V / 10 A
UL: 150 V / 10 A

**For additional articles and information, refer to catalog.weidmueller.com**

**Note:**
- Additional colours on request
- Gold-plated contact surfaces on request
- Spacing between rows: see hole layout
- Rated current related to rated cross-section and min. No. of poles.
- P on drg. = pitch
- Rated data refer only to the component itself. Clearance and creepage distances to other components are to be designed in accordance with the relevant application standards.

## S2L 3.50/../180G

**closed ends**



**Dimensioned drawing**

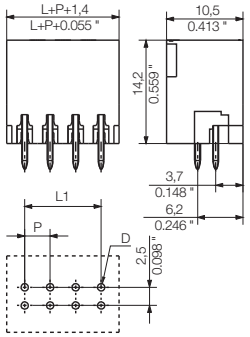


## Technical data

| In compliance with IEC 60664-1 / IEC 61984 | | | | |
|---|---|---|---|---|
| Clamping range, max. | mm² | | | |
| **Solid core H05(07) V-U** | **mm²** | | | |
| Stranded H07 V-R | | | | |
| Flexible H05(07) V-K | mm² | | | |
| Flexible with ferrule | mm² | | | |
| Ferrule with plastic collar | mm² | | | |
| Stripping length | mm | | | |
| Screwdriver blade | mm | | | |
| According to norm | | | | |
| Tightening torque range | Nm | | | |
| **Rated current, max.** | **A** | **10** | | **9** |
| At ambient temperature | | 20°C | | 40°C |
| For conductor cross-section | mm² | | | |
| Overvoltage category | | III | III | II |
| Pollution severity | | 3 | 2 | 2 |
| **Rated voltage** | **V** | **80** | **125** | **250** |
| Rated impulse voltage | kV | 2.5 | 2.5 | 2.5 |
| **UL / CUL (Use Group)** | | **B** | **C** | **D** |
| **Rated voltage** | **V** | **150** | **50** | |
| **Rated current** | **A** | **10** | **10** | |
| **AWG conductor** | **AWG** | | **-** | |
| **CSA (Use Group)** | | **B** | **C** | **D** |
| Rated voltage | V | 150 | | |
| Rated current | A | 5 | | |
| AWG conductor | AWG | | - | |
| **General data** | | | | |
| Type of insulation material | | PBT | | |
| Flammability class UL 94 | | V-0 | | |
| Contact base material | | Copper alloy | | |
| Material of contact surface | | tinned | | |
| Pin dimensions = d | mm | 1.0, Octagonal | | |
| Solder eyelet Ø = D | mm | 1.3 | | |
| Solder eyelet Ø tolerance | mm | + 0,1 | | |

## Accessories

**Note:** Refer to the Accessories chapter for additional accessories.

| Coding | | Order No. |
|---|---|---|
|  | B2L/S2L 3.5 KO OR | **1849730000** |
| | B2L/S2L 3.5 KO SW | **1849740000** |
| **Mounting screw** | | |
|  | PTSC KA 22X4.5 | **1610740000** |

## Ordering data

| Solder pin length | | | | 3.5 mm | 3.5 mm |
|---|---|---|---|---|---|
| Colour | | | | orange | black |
| **Pitch** | **3.50 mm** | | | | |
| **Pol.** | L1 | (inch) | **Qty.** | **Order No.** | **Order No.** |
| 6 | 7.00 | 0.276 | 50 | **1728790000** | **1728950000** |
| 8 | 10.50 | 0.413 | 50 | **1728800000** | **1728960000** |
| 10 | 14.00 | 0.551 | 50 | **1728810000** | **1728970000** |
| 12 | 17.50 | 0.689 | 50 | **1728820000** | **1728980000** |
| 14 | 21.00 | 0.827 | 50 | **1728830000** | **1728990000** |
| 16 | 24.50 | 0.965 | 50 | **1728840000** | **1729000000** |
| 18 | 28.00 | 1.102 | 20 | **1728850000** | **1729010000** |
| 20 | 31.50 | 1.240 | 20 | **1728860000** | **1729020000** |
| 22 | 35.00 | 1.378 | 20 | **1728870000** | **1729030000** |
| 24 | 38.50 | 1.516 | 20 | **1728880000** | **1729040000** |
| 26 | 42.00 | 1.654 | 20 | **1728890000** | **1729050000** |
| 28 | 45.50 | 1.791 | 20 | **1728900000** | **1729060000** |
| 30 | 49.00 | 1.929 | 20 | **1728910000** | **1729070000** |
| 32 | 52.50 | 2.067 | 20 | **1728920000** | **1729080000** |

For open version, see online catalogue



«ЭЛЕКТРО-ПРОФИ» - http://www.ep.ru

## S2L 3.50/../180F

**with screw flange**



**Dimensioned drawing**

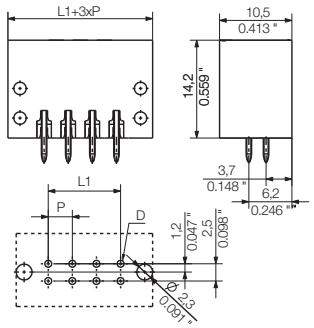


## Ordering data

| Solder pin length | | | | 3.5 mm | 3.5 mm |
|---|---|---|---|---|---|
| Colour | | | | orange | black |
| **Pitch** | **3.50 mm** | | | | |
| **Pol.** | L1 | (inch) | **Qty.** | **Order No.** | **Order No.** |
| 6 | 7.00 | 0.276 | 50 | **1729430000** | **1729590000** |
| 8 | 10.50 | 0.413 | 50 | **1729440000** | **1729600000** |
| 10 | 14.00 | 0.551 | 50 | **1729450000** | **1729610000** |
| 12 | 17.50 | 0.689 | 50 | **1729460000** | **1729620000** |
| 14 | 21.00 | 0.827 | 50 | **1729470000** | **1729630000** |
| 16 | 24.50 | 0.965 | 50 | **1729480000** | **1729640000** |
| 18 | 28.00 | 1.102 | 20 | **1729490000** | **1729650000** |
| 20 | 31.50 | 1.240 | 20 | **1729500000** | **1729660000** |
| 22 | 35.00 | 1.378 | 20 | **1729510000** | **1729670000** |
| 24 | 38.50 | 1.516 | 20 | **1729520000** | **1729680000** |
| 26 | 42.00 | 1.654 | 20 | **1729530000** | **1729690000** |
| 28 | 45.50 | 1.791 | 20 | **1729540000** | **1729700000** |
| 30 | 49.00 | 1.929 | 20 | **1729550000** | **1729710000** |
| 32 | 52.50 | 2.067 | 20 | **1729560000** | **1729720000** |
| 34 | 56.00 | 2.205 | 20 | **1729570000** | **1729730000** |
| 36 | 59.50 | 2.343 | 20 | **1729580000** | **1729740000** |

For open version, see online catalogue



«ЭЛЕКТРО-ПРОФИ» - http://www.ep.ru

# Double-row connectors in 3.50 mm pitch
# Series B2L/S2L 3.50

## B2L 3.50/../180



Female plugs with tension-clamp wire connections make wiring quick and simple.

- Many wire connections possible in a small space.
- Available as a flange or release lever (LH) version
- standard version which can be aligned side by side without loss of poles.
- Plugs provide space for labelling and can be coded.

## Product data

IEC: 200 V / 10.3 A / 0.2 - 1 mm²
UL: 300 V / 10 A / AWG 28 - 16

**For additional articles and information, refer to catalog.weidmueller.com**

**Note:**

- Additional colours on request
- Gold-plated contact surfaces on request
- Rated current related to rated cross-section and min. No. of poles.
- Wire end ferrule with plastic collar to DIN 46228/4
- Wire end ferrule without plastic collar to DIN 46228/1
- P on drg. = pitch
- We recommend crimp shape A for wire-end ferrules with crimping tools PZ 1,5 (order no. 9005990000) or PZ 6/5 (order no. 9011460000) for the larger wire cross-sections.
- Rated data refer only to the component itself. Clearance and creepage distances to other components are to be designed in accordance with the relevant application standards.

## B2L 3.50/../180



**Dimensioned drawing**

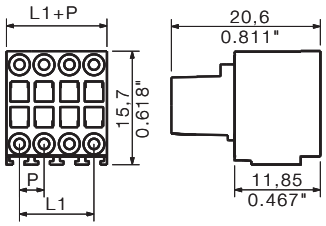


## Technical data

| In compliance with IEC 60664-1 / IEC 61984 | | | | |
|---|---|---|---|---|
| Clamping range, max. | mm² | 0.08...1 | | |
| **Solid core H05(07) V-U** | **mm²** | **0.2...1** | | |
| Stranded H07 V-R | | | | |
| Flexible H05(07) V-K | mm² | 0.2...1 | | |
| Flexible with ferrule | mm² | 0.13...0.34 | | |
| Ferrule with plastic collar | mm² | 0.13...0.34 | | |
| Stripping length | mm | 7 | | |
| Screwdriver blade | mm | | | |
| According to norm | | | | |
| Tightening torque range | Nm | | | |
| **Rated current, max.** | **A** | **10.3** | | **8.9** |
| At ambient temperature | | 20°C | | 40°C |
| For conductor cross-section | mm² | 1 | | |
| Overvoltage category | | III | III | II |
| Pollution severity | | 3 | 2 | 2 |
| **Rated voltage** | **V** | **80** | **160** | **200** |
| Rated impulse voltage | kV | 2.5 | 2.5 | 2.5 |
| **UL / CUL (Use Group)** | | **B** | **C** | **D** |
| **Rated voltage** | **V** | **300** | | **300** |
| **Rated current** | **A** | **10** | | **10** |
| **AWG conductor** | **AWG** | **28-16** | | |
| **CSA (Use Group)** | | **B** | **C** | **D** |
| Rated voltage | V | 300 | | |
| Rated current | A | 5 | | |
| AWG conductor | AWG | 28-18 | | |
| **General data** | | | | |
| Type of insulation material | | PBT | | |
| Flammability class UL 94 | | V-0 | | |
| Contact base material | | Copper alloy | | |
| Material of contact surface | | tinned | | |
| Pin dimensions = d | mm | | | |
| Solder eyelet Ø = D | mm | | | |
| Solder eyelet Ø tolerance | mm | | | |

## Accessories

**Note:** Refer to the Accessories chapter for additional accessories.

| Coding | | Order No. |
|---|---|---|
|  | B2L/S2L 3.5 KO OR | 1849730000 |
| | B2L/S2L 3.5 KO SW | 1849740000 |
| **Hood** | | |
|  | B2L 3.5-AH 10 SW | 1781580000 |
| | B2L 3.5-AH 12 SW | 1781590000 |
| | B2L 3.5-AH 14 SW | 1781600000 |
| | B2L 3.5-AH 16 SW | 1781610000 |
| | B2L 3.5-AH 18 SW | 1781620000 |
| | B2L 3.5-AH 20 SW | 1781630000 |
| | B2L 3.5-AH 22 SW | 1781640000 |
| | B2L 3.5-AH 24 SW | 1781650000 |
| | B2L 3.5-AH 26 SW | 1781660000 |
| | B2L 3.5-AH 28 SW | 1781670000 |
| | B2L 3.5-AH 30 SW | 1781680000 |
| | B2L 3.5-AH 32 SW | 1781690000 |
| | B2L 3.5-AH 34 SW | 1781700000 |
| | B2L 3.5-AH 36 SW | 1781710000 |
| | B2L 3.5-AH 6 SW | 1781560000 |
| | B2L 3.5-AH 8 SW | 1781570000 |
| **Screwdriver** | | |
|  | SD 0,4x2,5x75 | 9009030000 |
| **Crimping tool** | | |
|  | PZ 1.5 | 9005990000 |
| | PZ 6/5 | 9011460000 |

## Ordering data

**Solder pin length**

| Colour | | | | orange | black |
|---|---|---|---|---|---|
| **Pitch** | **3.50 mm** | | | | |
| **Pol.** | L1 | (inch) | **Qty.** | **Order No.** | **Order No.** |
| 4 | 3.50 | 0.138 | 50 | **1006630000** | **1920840000** |
| 6 | 7.00 | 0.276 | 50 | **1727560000** | **1727640000** |
| 8 | 10.50 | 0.413 | 50 | **1727570000** | **1727650000** |
| 10 | 14.00 | 0.551 | 50 | **1727580000** | **1727660000** |
| 12 | 17.50 | 0.689 | 50 | **1727590000** | **1727670000** |
| 14 | 21.00 | 0.827 | 50 | **1727600000** | **1727680000** |
| 16 | 24.50 | 0.965 | 50 | **1727610000** | **1727690000** |
| 18 | 28.00 | 1.102 | 20 | **1727620000** | **1727700000** |
| 20 | 31.50 | 1.240 | 20 | **1727630000** | **1727710000** |
| 22 | 35.00 | 1.378 | 20 | **1747850000** | **1747930000** |
| 24 | 38.50 | 1.516 | 20 | **1747860000** | **1747940000** |
| 26 | 42.00 | 1.654 | 20 | **1747870000** | **1747950000** |
| 28 | 45.50 | 1.791 | 20 | **1747880000** | **1747960000** |
| 30 | 49.00 | 1.929 | 20 | **1747890000** | **1747970000** |
| 32 | 52.50 | 2.067 | 20 | **1747900000** | **1747980000** |
| 34 | 56.00 | 2.205 | 20 | **1747910000** | **1747990000** |
| 36 | 59.50 | 2.343 | 20 | **1747920000** | **1748000000** |

**Representative derating curve**

B2L 3.50/../180 - S2L-SMT 3.50/../90

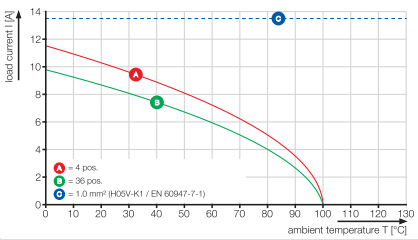




«ЭЛЕКТРО-ПРОФИ» - http://www.ep.ru

## B2L 3.50/../180F

**with flange**



**Dimensioned drawing**

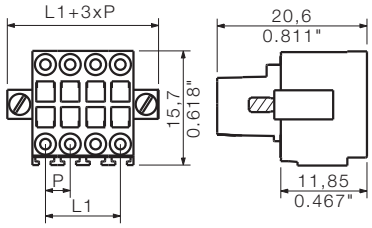


### Ordering data

| Solder pin length | | | | orange | black |
|---|---|---|---|---|---|
| Colour | | | | | |
| **Pitch** | **3.50 mm** | | | | |
| **Pol.** | L1 | (inch) | **Qty.** | **Order No.** | **Order No.** |
| 4 | 3.50 | 0.138 | 50 | **1001260000** | **1001270000** |
| 6 | 7.00 | 0.276 | 50 | **1748010000** | **1748170000** |
| 8 | 10.50 | 0.413 | 50 | **1748020000** | **1748180000** |
| 10 | 14.00 | 0.551 | 50 | **1748030000** | **1748190000** |
| 12 | 17.50 | 0.689 | 50 | **1748040000** | **1748200000** |
| 14 | 21.00 | 0.827 | 50 | **1748050000** | **1748210000** |
| 16 | 24.50 | 0.965 | 50 | **1748060000** | **1748220000** |
| 18 | 28.00 | 1.102 | 20 | **1748070000** | **1748230000** |
| 20 | 31.50 | 1.240 | 20 | **1748080000** | **1748240000** |
| 22 | 35.00 | 1.378 | 20 | **1748090000** | **1748250000** |
| 24 | 38.50 | 1.516 | 20 | **1748100000** | **1748260000** |
| 26 | 42.00 | 1.654 | 20 | **1748110000** | **1748270000** |
| 28 | 45.50 | 1.791 | 20 | **1748120000** | **1748280000** |
| 30 | 49.00 | 1.929 | 20 | **1748130000** | **1748290000** |
| 32 | 52.50 | 2.067 | 20 | **1748140000** | **1748300000** |
| 34 | 56.00 | 2.205 | 20 | **1748150000** | **1748310000** |
| 36 | 59.50 | 2.343 | 20 | **1748160000** | **1748320000** |

## B2L 3.50/../180LH

**with release lever**



**Dimensioned drawing**

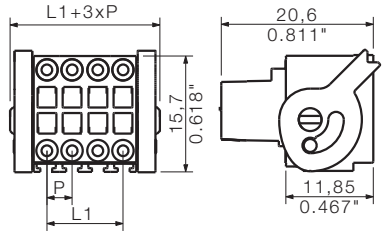


### Ordering data

| Solder pin length | | | | orange | black |
|---|---|---|---|---|---|
| Colour | | | | | |
| **Pitch** | **3.50 mm** | | | | |
| **Pol.** | L1 | (inch) | **Qty.** | **Order No.** | **Order No.** |
| 4 | 3.50 | 0.138 | 50 | **1001280000** | **1001290000** |
| 6 | 7.00 | 0.276 | 50 | **1748330000** | **1748490000** |
| 8 | 10.50 | 0.413 | 50 | **1748340000** | **1748500000** |
| 10 | 14.00 | 0.551 | 50 | **1748350000** | **1748510000** |
| 12 | 17.50 | 0.689 | 50 | **1748360000** | **1748520000** |
| 14 | 21.00 | 0.827 | 50 | **1748370000** | **1748530000** |
| 16 | 24.50 | 0.965 | 50 | **1748380000** | **1748540000** |
| 18 | 28.00 | 1.102 | 20 | **1748390000** | **1748550000** |
| 20 | 31.50 | 1.240 | 20 | **1748400000** | **1748560000** |
| 22 | 35.00 | 1.378 | 20 | **1748410000** | **1748570000** |
| 24 | 38.50 | 1.516 | 20 | **1748420000** | **1748580000** |
| 26 | 42.00 | 1.654 | 20 | **1748430000** | **1748590000** |
| 28 | 45.50 | 1.791 | 20 | **1748440000** | **1748600000** |
| 30 | 49.00 | 1.929 | 20 | **1748450000** | **1748610000** |
| 32 | 52.50 | 2.067 | 20 | **1748460000** | **1748620000** |
| 34 | 56.00 | 2.205 | 20 | **1748470000** | **1748630000** |
| 36 | 59.50 | 2.343 | 20 | **1748480000** | **1748640000** |

**Additional derating curves**

B2L 3.50/../180 - S2L 3.50/../90

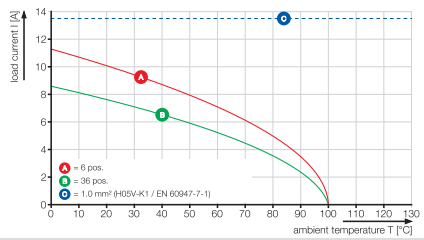


B2L 3.50/../180 - S2LD-THR 3.50/../90

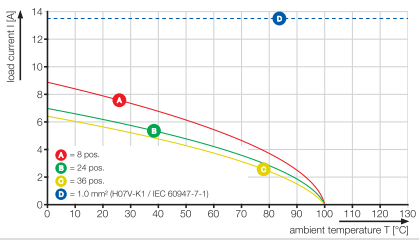




«ЭЛЕКТРО-ПРОФИ» - http://www.ep.ru

# Double-row connectors in 3.50 mm pitch
# Series B2L/S2L 3.50

## B2L 3.50/../180 QV



Female plugs with integral cross-connection.

- Cross-connection is positioned vertically between the poles of rows directly on top of each other.
- Tension clamp connection with straight outlet and 3.5 mm pitch.
- Flange (F) and release lever (LH) available.

## Product data

IEC: 200 V / 10.6 A / 0.2 - 1 mm²
UL: 300 V / 7 A / AWG 28 - 18

**For additional articles and information, refer to catalog.weidmueller.com**

**Note:**

- Additional colours on request
- Gold-plated contact surfaces on request
- Rated current related to rated cross-section and min. No. of poles.
- Wire end ferrule with plastic collar to DIN 46228/4
- Wire end ferrule without plastic collar to DIN 46228/1
- P on drg. = pitch
- We recommend crimp shape A for wire-end ferrules with crimping tool PZ 6/5 (order no. 9011460000) for the larger wire cross-sections.
- Rated data refer only to the component itself. Clearance and creepage distances to other components are to be designed in accordance with the relevant application standards.

## B2L 3.50/../180QV

**with cross-connection**



**Dimensioned drawing**

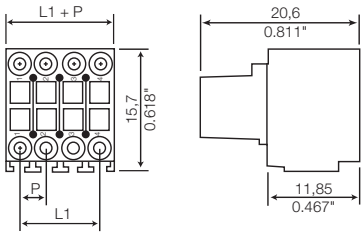


## Technical data

| | | | | |
|---|---|---|---|---|
| **In compliance with IEC 60664-1 / IEC 61984** | | | | |
| Clamping range, max. | mm² | 0.08...1 | | |
| **Solid core H05(07) V-U** | **mm²** | **0.2...1** | | |
| Stranded H07 V-R | | | | |
| Flexible H05(07) V-K | mm² | 0.2...1 | | |
| Flexible with ferrule | mm² | 0.13...0.34 | | |
| Ferrule with plastic collar | mm² | 0.13...0.34 | | |
| Stripping length | mm | 7 | | |
| Screwdriver blade | mm | | | |
| According to norm | | | | |
| Tightening torque range | Nm | | | |
| **Rated current, max.** | **A** | **10.6** | | **9.1** |
| At ambient temperature | | 20°C | | 40°C |
| For conductor cross-section | mm² | 1 | | |
| Overvoltage category | | III | III | II |
| Pollution severity | | 3 | 2 | 2 |
| **Rated voltage** | **V** | **80** | **160** | **200** |
| Rated impulse voltage | kV | 1.5 | 2.5 | 2.5 |
| **UL / CUL (Use Group)** | | **B** | **C** | **D** |
| **Rated voltage** | **V** | **300** | | **300** |
| **Rated current** | **A** | **7** | | **7** |
| **AWG conductor** | **AWG** | **28-18** | | |
| **CSA (Use Group)** | | **B** | **C** | **D** |
| Rated voltage | V | 300 | | |
| Rated current | A | 7 | | |
| AWG conductor | AWG | 28-18 | | |
| **General data** | | | | |
| Type of insulation material | | PBT | | |
| Flammability class UL 94 | | V-0 | | |
| Contact base material | | Copper alloy | | |
| Material of contact surface | | tinned | | |
| Pin dimensions = d | mm | | | |
| Solder eyelet Ø = D | mm | | | |
| Solder eyelet Ø tolerance | mm | | | |

## Accessories

**Note:** Refer to the Accessories chapter for additional accessories.

| | | |
|---|---|---|
| **Coding** | | **Order No.** |
|  | B2L/S2L 3.5 KO OR | **1849730000** |
| | B2L/S2L 3.5 KO SW | **1849740000** |
| **Hood** | | |
|  | B2L 3.5-AH 10 SW | **1781580000** |
| | B2L 3.5-AH 12 SW | **1781590000** |
| | B2L 3.5-AH 14 SW | **1781600000** |
| | B2L 3.5-AH 16 SW | **1781610000** |
| | B2L 3.5-AH 18 SW | **1781620000** |
| | B2L 3.5-AH 20 SW | **1781630000** |
| | B2L 3.5-AH 22 SW | **1781640000** |
| | B2L 3.5-AH 24 SW | **1781650000** |
| | B2L 3.5-AH 26 SW | **1781660000** |
| | B2L 3.5-AH 28 SW | **1781670000** |
| | B2L 3.5-AH 30 SW | **1781680000** |
| | B2L 3.5-AH 32 SW | **1781690000** |
| | B2L 3.5-AH 34 SW | **1781700000** |
| | B2L 3.5-AH 36 SW | **1781710000** |
| | B2L 3.5-AH 6 SW | **1781560000** |
| | B2L 3.5-AH 8 SW | **1781570000** |
| **Screwdriver** | | |
|  | SD 0,4x2,5x75 | **9009030000** |
| **Crimping tool** | | |
|  | PZ 1.5 | **9005990000** |
| | PZ 6/5 | **9011460000** |

## Ordering data

**Solder pin length**

**Colour** **black**

**Pitch 3.50 mm**

| Pol. | L1 | (inch) | Qty. | Order No. |
|---|---|---|---|---|
| 6 | 7.00 | 0.276 | 50 | **1944590000** |
| 8 | 10.50 | 0.413 | 50 | **1944600000** |
| 10 | 14.00 | 0.551 | 50 | **1944610000** |
| 12 | 17.50 | 0.689 | 50 | **1944620000** |
| 14 | 21.00 | 0.827 | 20 | **1944630000** |
| 16 | 24.50 | 0.965 | 20 | **1944640000** |
| 18 | 28.00 | 1.102 | 20 | **1944650000** |

**Representative derating curve**

B2L 3.50/../180 QV - S2L 3.50/../90

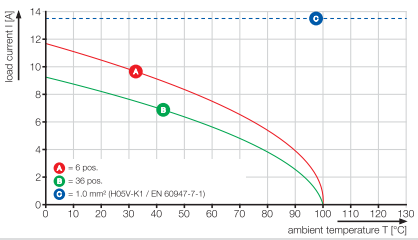




«ЭЛЕКТРО-ПРОФИ» - http://www.ep.ru

## B2L 3.50/../180FQV

**with cross-connection and flange**



**Dimensioned drawing**

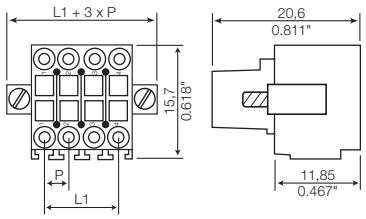


### Ordering data

| Solder pin length | | | | |
|---|---|---|---|---|
| Colour | | | | black |
| **Pitch** | **3.50 mm** | | | |
| **Pol.** | L1 | (inch) | **Qty.** | **Order No.** |
| 6 | 7.00 | 0.276 | 50 | **1944670000** |
| 8 | 10.50 | 0.413 | 50 | **1944680000** |
| 10 | 14.00 | 0.551 | 50 | **1944690000** |
| 12 | 17.50 | 0.689 | 50 | **1944700000** |
| 14 | 21.00 | 0.827 | 20 | **1944710000** |
| 16 | 24.50 | 0.965 | 20 | **1944720000** |
| 18 | 28.00 | 1.102 | 20 | **1944730000** |

## B2L 3.50/../180LHQV

**with cross-connection and release lever**



**Dimensioned drawing**

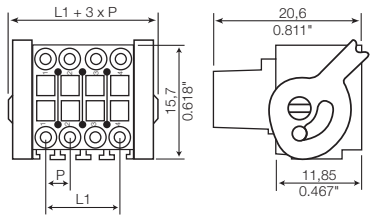


### Ordering data

| Solder pin length | | | | |
|---|---|---|---|---|
| Colour | | | | black |
| **Pitch** | **3.50 mm** | | | |
| **Pol.** | L1 | (inch) | **Qty.** | **Order No.** |
| 6 | 7.00 | 0.276 | 50 | **1944750000** |
| 8 | 10.50 | 0.413 | 50 | **1944760000** |
| 10 | 14.00 | 0.551 | 50 | **1944770000** |
| 12 | 17.50 | 0.689 | 50 | **1944780000** |
| 14 | 21.00 | 0.827 | 20 | **1944790000** |
| 16 | 24.50 | 0.965 | 20 | **1944800000** |
| 18 | 28.00 | 1.102 | 20 | **1944810000** |



«ЭЛЕКТРО-ПРОФИ» - http://www.ep.ru

# Excellent design & performance: the single row SL/BL Connector system with 3.50 pitch and the connection of I/Os

Extensive range of male headers and female plugs that cover different angles to the PCB and conductor angle to the field as well as a large range of accessories make the 3.50 mm pitch very versatile.

**Strong in performance and connections, compact in its size:**

- Wire cross-sections from 0.20 to 1.5 mm² (AWG 28-14)
- Wire connection without special tools
- More than just extra-low voltages: up to 250 V (IEC) / 300 V (UL)
- More than enough: up to 17 A (IEC) / 10 A (UL)

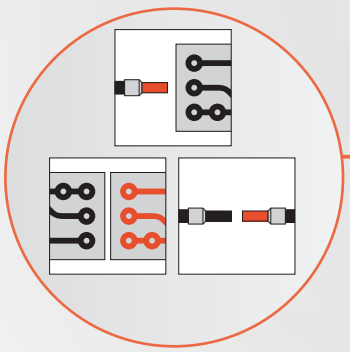

**Consistent system approach**

Implement wire-2-board, board-2-board or wire-2-wire connections. Decide for yourself on the soldering and connection techniques.



«ЭЛЕКТРО-ПРОФИ» - http://www.ep.ru



### Maximum packing density

Either in a device using double layer male headers SLD or in the field using a 3 row socket connector BL-I/O.



### Advanced application possibilities



The extensive range of accessories increases the versatility and permits any desired combination of male headers and female plugs.

### Versatile field connection



Choose your individual connection from the classic screw connection BL, the future-proof PUSH-IN connection BL-I/O, the proven tension-clamp system BLZF or the quick connection BLIDCB.

### Optimum processing



The tape-on-reel packaging for high temperature-resistant male headers made of LCP guarantees a suitable product for automated processing. The integrated solder flange significantly increases the PCB's stability and replaces the screw that would normally be added later.



### Release latch or screw flange

The release latch guarantees a good connection between the female plug and the device and also, particularly for systems with many pins, ensures an assembly protecting release of the connection.
The screw flange creates a vibration and shake-proof connection between the panel connection and the device.



«ЭЛЕКТРО-ПРОФИ» - http://www.ep.ru

# Small – smaller – BL-I/O: minimal size – maximum functionality

You have a free choice for the field wiring: whether you prefer the compact version with our 3 row female plug BL-I/O 3.50/30-poles or rather conventional systems with terminals or interface modules lowercase's. Since the female plug BL-I/O 3.50 based I/O systems are backwards compatible with existing field connections.

The female plug BL-I/O 3.50 mm pitch is an
- extremely compact,
- 1 or 3 row female plug

suitable for connection of remote sensors and/or actuators with
- integrated LED display
- integrated cross-connections for potential distribution.

For efficient remote functional units in the field level the female plug BL-I/O 3.50 is a space saving solution to connect I/O components.

Savings from the female connector BL-I/O are apparent in the development and the manufacturing of the PCB. The layout is simplified by 62 % and fewer layers are required.



**Multiply your potential**

Special cross-connectors, that are integrated into the second and third rows of the female plug, distribute the supply voltage to the individual I/O channels. In this way you can input, transfer or bridge the supply voltage. Thus you can save space with the I/O electronics and you can reduce your wiring overhead.




**... as simple as that**

Simply insert solid or flexible conductors with ferrules. The simple pressing of one button opens the terminal connections and allows you to insert the flexible wire without ferrules in no time at all. Disconnecting the wire is just as easy: press the button and pull out the wire.



«ЭЛЕКТРО-ПРОФИ» - http://www.ep.ru






**Integrated LEDs**

Since power is supplied directly through the female plug BL-I/O 3.50, functional control of the sensor wiring is possible without any additionally connected I/O electronics. That simplifies initial commissioning and also clears up space on the control unit.

**Intuitive locking and releasing**



The 3 row female plug BL-I/O 3.50/30/180LR with lock & release lever to allow tool free interlocking and electronic assembly protecting release with the new male header SL-SMT 3.50/10/../RF with clip-on flange

**Rugged screw flange**



The 3 row female plug BL-I/O 3-5/30/180F with screw flange for vibration and shock resistant interlocking in conjunction with the male header SL-SMT 3.50/10/../LF with solder flange.

**Screwless PCB fastening - suitable for automatic assembly**



The male header SL-SMT has a clip-on flange for the release latch and is available as solder flange variant for the screw flange. In both variants the extra solder pin replaces the screw that would have to be added later and significantly increases the mechanical stability to the PCB.



«ЭЛЕКТРО-ПРОФИ» - http://www.ep.ru

# Connectors in 3.50 mm pitch - Series BL/SL 3.50
## Explanation

= Wire to board
= Board to board
= Wire to wire
= Board to wire



**Orientation**

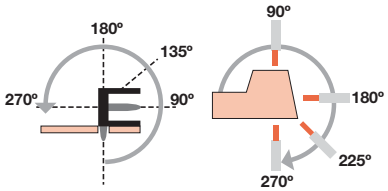


**Reflow solder connection**



| | | | | | Levels | 1 | | | 1 |
|---|---|---|---|---|---|---|---|---|---|
| | | | | Type | | SL-SMT | SL-SMT | SL-THR | SL |
| | | | | Orientation | | 90° | 180° | 135° | 90° |
| | | | | Flange options | | G/F/LF/RF | G/F/LF | F | (O)/G/F |
| | | | | | Page | C.26 | C.29 | C.37 | C.32 |
| Female plug | Screw: Clamping yoke | | BL | 180° | (G)/F/LH/LR | C.44 | ● | ● | ● | ● |
| | | | BL | 90° | (G)/F | C.46 | ● | ● | ● | ● |
| | | | BL | 270° | (G)/F | C.47 | ● | ● | ● | ● |
| | Tension clamp | | BLZF | 180° | (G)/F/LH/LR | C.48 | ● | ● | ● | ● |
| | IDC Bus | | BLIDCB | 180° | (G)/F | C.50 | ● | ● | ● | ● |
| | Spring: PUSH IN | | BL-I/O | 180° | F/LR | C.52 | ● | ● | ● | ● |
| | | | BL-I/O | 180° | F/LR | C.53 | ● | ● | ● | ● |

**Female plug:**
**(G)***= Closed (without flange)
**F** = Screw flange with screw
**LH** = Release lever
**LR** = Lock & Release lever

* not included in the article description

**Male header:**
**(O)***= open
**G** = Closed (without flange)
**F** = Flange with nut
**LF** = Solder flange with nut
**RF** = Locking flange for LH/LR with solder pin



«ЭЛЕКТРО-ПРОФИ» - http://www.ep.ru

## Male header

### Solder connection



| | 1 | | 2 | | |
|---|---|---|---|---|---|
| | SL | SL | SLD | SLD V | SLD V |
| | 180° | 135° | 90° | 90° | 180° |
| | (O)/G/F | F | G/F | G/F | G/F |
| | C.34 | C.36 | C.38 | C.40 | C.42 |
| | ● | ● | ● | ● | ● |
| | ● | ● | ● | ● | ● |
| | ● | ● | ● | ● | ● |
| | ● | ● | ● | ● | ● |
| | ● | ● | ● | ● | ● |
| | ● | ● | ● | ● | ● |
| | ● | ● | | | |



«ЭЛЕКТРО-ПРОФИ» - http://www.ep.ru

# Connectors in 3.50 mm pitch
# Series BL/SL 3.50

## SL-SMT 3.50/../90



High-temperature-resistant, angled, male header for all common soldering methods in 3.5 mm pitch.

- Optimised for SMT processing.
- 3.2 mm older pin suitable for reflow and wave soldering.
- The Male headers provide space for labelling and can be coded.
- Available in closed (G) version and with solder flange (LF).
- Packed either in box (BX) or on tape-on-reel (RL).

## Product data

IEC: 320 V / 15 A
UL: 300 V / 10 A

**For additional articles and information, refer to catalog.weidmueller.com**

**Note:**

- Additional colours on request
- Gold-plated contact surfaces on request
- Rated current related to rated cross-section and min. No. of poles.
- Diameter of solder eyelet D = 1.5+0.1mm from 9-pole
- P on drg. = pitch
- Rated data refer only to the component itself. Clearance and creepage distances to other components are to be designed in accordance with the relevant application standards.

## SL-SMT 3.50/../90G Box



**Dimensioned drawing**

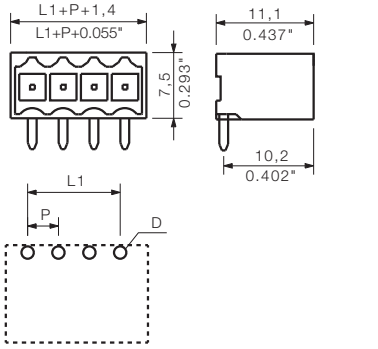


## Technical data

| In compliance with IEC 60664-1 / IEC 61984 | | | | |
|---|---|---|---|---|
| Clamping range, max. | mm² | | | |
| **Solid core H05(07) V-U** | **mm²** | | | |
| Stranded H07 V-R | | | | |
| Flexible H05(07) V-K | mm² | | | |
| Flexible with ferrule | mm² | | | |
| Ferrule with plastic collar | mm² | | | |
| Stripping length | mm | | | |
| Screwdriver blade | mm | | | |
| According to norm | | | | |
| Tightening torque range | Nm | | | |
| **Rated current, max.** | **A** | **15** | | **13** |
| At ambient temperature | | 20°C | | 40°C |
| For conductor cross-section | mm² | | | |
| Overvoltage category | | III | III | II |
| Pollution severity | | 3 | 2 | 2 |
| **Rated voltage** | **V** | **160** | **160** | **320** |
| Rated impulse voltage | kV | 2.5 | 2.5 | 2.5 |
| **UL / CUL (Use Group)** | | **B** | **C** | **D** |
| **Rated voltage** | **V** | **300** | | **300** |
| **Rated current** | **A** | **10** | | **10** |
| **AWG conductor** | **AWG** | | **-** | |
| **CSA (Use Group)** | | **B** | **C** | **D** |
| Rated voltage | V | 300 | | 300 |
| Rated current | A | 10 | | 10 |
| AWG conductor | AWG | | - | |
| **General data** | | | | |
| Type of insulation material | | LCP GF | | |
| Flammability class UL 94 | | V-0 | | |
| Contact base material | | CuSn | | |
| Material of contact surface | | tinned | | |
| Pin dimensions = d | mm | 1.2, Octagonal | | |
| Solder eyelet Ø = D | mm | 1.4 | | |
| Solder eyelet Ø tolerance | mm | + 0,1 | | |

## Accessories

**Note:** Refer to the Accessories chapter for additional accessories.

| Coding | | Order No. |
|---|---|---|
|  | BL SL 3.5 KO OR | **1693430000** |
| | BL SL 3.5 KO SW | **1610100000** |
| **Interlock** | | |
|  | BL/SL 3.5 VR OR | **1669310000** |
| | BL/SL 3.5 VR SW | **1669300000** |
| **LED light guide** | | |
|  | SL 3.5 FLA 1.5/1.75/8 | **1597630000** |
| | SL 3.5 FLA 1.5/8 | **1597510000** |
| | SL 3.5 FLA 2.3/1.75/8 | **1597640000** |
| | SL 3.5 FLA 2.3/8 | **1597520000** |
| | SL 3.5 FLA 4.0/1.75/8 | **1597650000** |
| | SL 3.5 FLA 4.0/8 | **1597530000** |
| **Mounting screw** | | |
|  | PTSC KA 22X4.5 | **1610740000** |

## Ordering data

| Solder pin length | | | | 1.5 mm | 3.2 mm |
|---|---|---|---|---|---|
| Colour | | | | black | black |
| **Pitch** | **3.50 mm** | | | | |
| **Pol.** | L1 | (inch) | **Qty.** | **Order No.** | **Order No.** |
| 2 | 3.50 | 0.138 | 100 | **1761542001** | **1841630000** |
| 3 | 7.00 | 0.276 | 100 | **1761552001** | **1841640000** |
| 4 | 10.50 | 0.413 | 100 | **1761562001** | **1841650000** |
| 5 | 14.00 | 0.551 | 50 | **1761572001** | **1841660000** |
| 6 | 17.50 | 0.689 | 50 | **1761582001** | **1841670000** |
| 7 | 21.00 | 0.827 | 50 | **1761592001** | **1841680000** |
| 8 | 24.50 | 0.965 | 50 | **1761602001** | **1841690000** |
| 9 | 28.00 | 1.102 | 50 | **1761612001** | **1841700000** |
| 10 | 31.50 | 1.240 | 50 | **1761622001** | **1841710000** |
| 11 | 35.00 | 1.378 | 50 | **1761632001** | **1841720000** |
| 12 | 38.50 | 1.516 | 50 | **1761642001** | **1841730000** |
| 13 | 42.00 | 1.654 | 50 | **1761652001** | **1841740000** |
| 14 | 45.50 | 1.791 | 50 | **1761662001** | **1841750000** |
| 15 | 49.00 | 1.929 | 50 | **1761672001** | **1841760000** |
| 16 | 52.50 | 2.067 | 50 | **1761682001** | **1841770000** |
| 17 | 56.00 | 2.205 | 20 | **1761692001** | **1841780000** |
| 18 | 59.50 | 2.343 | 20 | **1761702001** | **1841790000** |
| 19 | 63.00 | 2.480 | 20 | **1761712001** | **1841800000** |
| 20 | 66.50 | 2.618 | 20 | **1761722001** | **1841810000** |
| 21 | 70.00 | 2.756 | 20 | **1761732001** | **1841820000** |
| 22 | 73.50 | 2.894 | 20 | **1761742001** | **1841830000** |
| 23 | 77.00 | 3.031 | 20 | **1761752001** | **1841840000** |
| 24 | 80.50 | 3.169 | 20 | **1761762001** | **1841850000** |



«ЭЛЕКТРО-ПРОФИ» - http://www.ep.ru

## SL-SMT 3.50/../90G Tape



Dimensioned drawing

### Ordering data

| Solder pin length | | | | 1.5 mm |
|---|---|---|---|---|
| Colour | | | | black |
| **Pitch** | **3.50 mm** | | | |
| **Pol.** | L1 | (inch) | **Qty.** | **Order No.** |
| 2 | 3.50 | 0.138 | 385 | **1761544002** |
| 3 | 7.00 | 0.276 | 385 | **1761554002** |
| 4 | 10.50 | 0.413 | 385 | **1761564002** |
| 5 | 14.00 | 0.551 | 385 | **1761574002** |
| 6 | 17.50 | 0.689 | 385 | **1761584001** |
| 7 | 21.00 | 0.827 | 385 | **1761594001** |
| 8 | 24.50 | 0.965 | 385 | **1761604001** |
| 9 | 28.00 | 1.102 | 385 | **1761614001** |
| 10 | 31.50 | 1.240 | 385 | **1761624001** |
| 11 | 35.00 | 1.378 | 385 | **1761634001** |

Tape widths: 32, 44, 56, 72, 88

## SL-SMT 3.50/../90LF Box



Dimensioned drawing

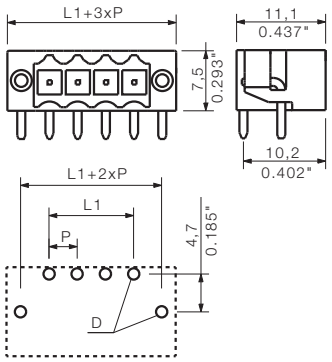


### Ordering data

| Solder pin length | | | | 1.5 mm | 3.2 mm |
|---|---|---|---|---|---|
| Colour | | | | black | black |
| **Pitch** | **3.50 mm** | | | | |
| **Pol.** | L1 | (inch) | **Qty.** | **Order No.** | **Order No.** |
| 2 | 3.50 | 0.138 | 100 | **1804940000** | **1841860000** |
| 3 | 7.00 | 0.276 | 100 | **1804950000** | **1841870000** |
| 4 | 10.50 | 0.413 | 100 | **1804960000** | **1841880000** |
| 5 | 14.00 | 0.551 | 50 | **1804970000** | **1841890000** |
| 6 | 17.50 | 0.689 | 50 | **1804980000** | **1841900000** |
| 7 | 21.00 | 0.827 | 50 | **1804990000** | **1841910000** |
| 8 | 24.50 | 0.965 | 50 | **1805000000** | **1841920000** |
| 9 | 28.00 | 1.102 | 50 | **1805010000** | **1841930000** |
| 10 | 31.50 | 1.240 | 50 | **1805020000** | **1841940000** |
| 11 | 35.00 | 1.378 | 50 | **1805030000** | **1841950000** |
| 12 | 38.50 | 1.516 | 50 | **1805040000** | **1804340000** |
| 13 | 42.00 | 1.654 | 50 | **1805050000** | **1841960000** |
| 14 | 45.50 | 1.791 | 50 | **1805060000** | **1841970000** |
| 15 | 49.00 | 1.929 | 50 | **1805070000** | **1841980000** |
| 16 | 52.50 | 2.067 | 50 | **1805080000** | **1841990000** |
| 17 | 56.00 | 2.205 | 20 | **1805090000** | **1842000000** |
| 18 | 59.50 | 2.343 | 20 | **1805100000** | **1842010000** |
| 19 | 63.00 | 2.480 | 20 | **1805110000** | **1842020000** |
| 20 | 66.50 | 2.618 | 20 | **1805120000** | **1842030000** |
| 21 | 70.00 | 2.756 | 20 | **1805130000** | **1842040000** |
| 22 | 73.50 | 2.894 | 20 | **1805140000** | **1842050000** |
| 23 | 77.00 | 3.031 | 20 | **1805150000** | **1842060000** |
| 24 | 80.50 | 3.169 | 20 | **1805160000** | **1842070000** |

## SL-SMT 3.50/../90LF Tape



Dimensioned drawing

### Ordering data

| Solder pin length | | | | 1.5 mm |
|---|---|---|---|---|
| Colour | | | | black |
| **Pitch** | **3.50 mm** | | | |
| **Pol.** | L1 | (inch) | **Qty.** | **Order No.** |
| 2 | 3.50 | 0.138 | 385 | **1805310000** |
| 3 | 7.00 | 0.276 | 385 | **1805320000** |
| 4 | 10.50 | 0.413 | 385 | **1805330000** |
| 5 | 14.00 | 0.551 | 385 | **1805340000** |
| 6 | 17.50 | 0.689 | 385 | **1805350000** |
| 7 | 21.00 | 0.827 | 385 | **1805360000** |
| 8 | 24.50 | 0.965 | 385 | **1805370000** |
| 9 | 28.00 | 1.102 | 385 | **1805380000** |
| 10 | 31.50 | 1.240 | 385 | **1005180000** |

Tape widths: 32, 44, 56, 72, 88



«ЭЛЕКТРО-ПРОФИ» - http://www.ep.ru

# Connectors in 3.50 mm pitch
# Series BL/SL 3.50

## SL-SMT 3.50/../ F & RF



High-temperature-resistant, straight and angled, male header for all common soldering methods in 3.5 mm pitch.
- Optimised for the SMT processing.
- 3.2 mm solder pin suitable for reflow and wave soldering.
- Available in screw flange (F) and with solder flange for lock and release lever (RF).

## Product data

IEC: 320 V / 15 A
UL: 300 V / 10 A

**For additional articles and information, refer to catalog.weidmueller.com**

**Note:**
- Additional colours on request
- Gold-plated contact surfaces on request
- Rated current related to rated cross-section and min. No. of poles.
- Diameter of solder eyelet D = 1.5+0.1mm from 9-pole
- P on drg. = pitch
- Rated data refer only to the component itself. Clearance and creepage distances to other components are to be designed in accordance with the relevant application standards.

## SL-SMT 3.50/../90F Box



**Dimensioned drawing**

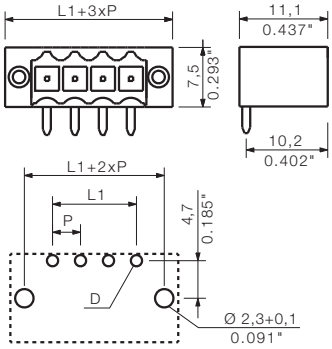


## Technical data

| In compliance with IEC 60664-1 / IEC 61984 | | | | |
|---|---|---|---|---|
| Clamping range, max. | mm² | | | |
| **Solid core H05(07) V-U** | **mm²** | | | |
| Stranded H07 V-R | | | | |
| Flexible H05(07) V-K | mm² | | | |
| Flexible with ferrule | mm² | | | |
| Ferrule with plastic collar | mm² | | | |
| Stripping length | mm | | | |
| Screwdriver blade | mm | | | |
| According to norm | | | | |
| Tightening torque range | Nm | | | |
| **Rated current, max.** | **A** | **15** | | **13** |
| At ambient temperature | | 20°C | | 40°C |
| For conductor cross-section | mm² | | | |
| Overvoltage category | | III | III | II |
| Pollution severity | | 3 | 2 | 2 |
| **Rated voltage** | **V** | **160** | **160** | **320** |
| Rated impulse voltage | kV | 2.5 | 2.5 | 2.5 |
| **UL / CUL (Use Group)** | | **B** | **C** | **D** |
| **Rated voltage** | **V** | **300** | | **300** |
| **Rated current** | **A** | **10** | | **10** |
| **AWG conductor** | **AWG** | | - | |
| **CSA (Use Group)** | | **B** | **C** | **D** |
| Rated voltage | V | 300 | | 300 |
| Rated current | A | 10 | | 10 |
| AWG conductor | AWG | | - | |
| **General data** | | | | |
| Type of insulation material | | LCP GF | | |
| Flammability class UL 94 | | V-0 | | |
| Contact base material | | CuSn | | |
| Material of contact surface | | tinned | | |
| Pin dimensions = d | mm | 1.2, Octagonal | | |
| Solder eyelet Ø = D | mm | 1.4 | | |
| Solder eyelet Ø tolerance | mm | + 0,1 | | |

## Accessories

**Note:** Refer to the Accessories chapter for additional accessories.

| Coding | | Order No. |
|---|---|---|
|  | BL SL 3.5 KO OR | **1693430000** |
| | BL SL 3.5 KO SW | **1610100000** |
| **Interlock** | | |
|  | BL/SL 3.5 VR OR | **1669310000** |
| | BL/SL 3.5 VR SW | **1669300000** |
| **LED light guide** | | |
|  | SL 3.5 FLA 1.5/1.75/8 | **1597630000** |
| | SL 3.5 FLA 1.5/8 | **1597510000** |
| | SL 3.5 FLA 2.3/1.75/8 | **1597640000** |
| | SL 3.5 FLA 2.3/8 | **1597520000** |
| | SL 3.5 FLA 4.0/1.75/8 | **1597650000** |
| | SL 3.5 FLA 4.0/8 | **1597530000** |

## Ordering data

**Solder pin length** 3.2 mm
**Colour** black

**Pitch 3.50 mm**

| Pol. | L1 | (inch) | Qty. | Order No. |
|---|---|---|---|---|
| 2 | 3.50 | 0.138 | 100 | **1842080000** |
| 3 | 7.00 | 0.276 | 100 | **1842090000** |
| 4 | 10.50 | 0.413 | 100 | **1842100000** |
| 5 | 14.00 | 0.551 | 50 | **1842110000** |
| 6 | 17.50 | 0.689 | 50 | **1842120000** |
| 7 | 21.00 | 0.827 | 50 | **1842130000** |
| 8 | 24.50 | 0.965 | 50 | **1842140000** |
| 9 | 28.00 | 1.102 | 50 | **1842150000** |
| 10 | 31.50 | 1.240 | 50 | **1842160000** |
| 11 | 35.00 | 1.378 | 50 | **1842170000** |
| 12 | 38.50 | 1.516 | 50 | **1842180000** |
| 13 | 42.00 | 1.654 | 50 | **1842190000** |
| 14 | 45.50 | 1.791 | 50 | **1842200000** |
| 15 | 49.00 | 1.929 | 50 | **1842210000** |
| 16 | 52.50 | 2.067 | 50 | **1842220000** |
| 17 | 56.00 | 2.205 | 20 | **1842230000** |
| 18 | 59.50 | 2.343 | 20 | **1842240000** |
| 19 | 63.00 | 2.480 | 20 | **1842250000** |
| 20 | 66.50 | 2.618 | 20 | **1842260000** |
| 21 | 70.00 | 2.756 | 20 | **1842270000** |
| 22 | 73.50 | 2.894 | 20 | **1842280000** |
| 23 | 77.00 | 3.031 | 20 | **1842290000** |
| 24 | 80.50 | 3.169 | 20 | **1842300000** |



«ЭЛЕКТРО-ПРОФИ» - http://www.ep.ru

## SL-SMT 3.50/../90RF Box



**Dimensioned drawing**

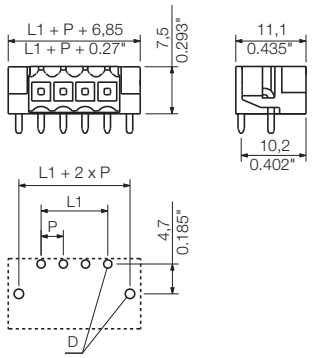


### Ordering data

| Solder pin length | | | | 1.5 mm |
|---|---|---|---|---|
| Colour | | | | black |
| **Pitch** | **3.50 mm** | | | |
| **Pol.** | L1 | (inch) | **Qty.** | **Order No.** |
| 3 | 7.00 | 0.276 | 100 | **1060810000** |
| 4 | 10.50 | 0.413 | 100 | **1000600000** |
| 5 | 14.00 | 0.551 | 50 | **1000610000** |
| 6 | 17.50 | 0.689 | 50 | **1000620000** |
| 7 | 21.00 | 0.827 | 50 | **1000630000** |
| 8 | 24.50 | 0.965 | 50 | **1000640000** |
| 9 | 28.00 | 1.102 | 50 | **1000650000** |
| 10 | 31.50 | 0.138 | 50 | **1060780000** |
| 11 | 35.00 | 1.378 | 50 | **1000660000** |
| 12 | 38.50 | 1.516 | 50 | **1000670000** |
| 13 | 42.00 | 1.654 | 50 | **1000680000** |
| 14 | 45.50 | 1.791 | 50 | **1000690000** |
| 15 | 49.00 | 1.929 | 50 | **1000700000** |
| 16 | 52.50 | 2.067 | 50 | **1060820000** |

## SL-SMT 3.50/../180F Box



**Dimensioned drawing**

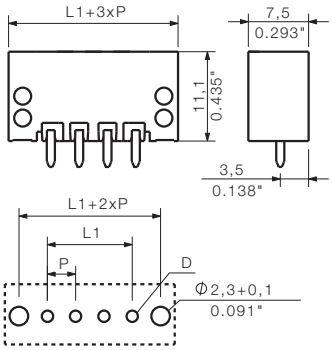


### Ordering data

| Solder pin length | | | | 3.2 mm |
|---|---|---|---|---|
| Colour | | | | black |
| **Pitch** | **3.50 mm** | | | |
| **Pol.** | L1 | (inch) | **Qty.** | **Order No.** |
| 2 | 3.50 | 0.138 | 100 | **1842770000** |
| 3 | 7.00 | 0.276 | 100 | **1842780000** |
| 4 | 10.50 | 0.413 | 100 | **1842790000** |
| 5 | 14.00 | 0.551 | 50 | **1842800000** |
| 6 | 17.50 | 0.689 | 50 | **1842810000** |
| 7 | 21.00 | 0.827 | 50 | **1842820000** |
| 8 | 24.50 | 0.965 | 50 | **1842830000** |
| 9 | 28.00 | 1.102 | 50 | **1842840000** |
| 10 | 31.50 | 1.240 | 50 | **1842850000** |
| 11 | 35.00 | 1.378 | 50 | **1842860000** |
| 12 | 38.50 | 1.516 | 50 | **1842870000** |
| 13 | 42.00 | 1.654 | 50 | **1842880000** |
| 14 | 45.50 | 1.791 | 50 | **1842890000** |
| 15 | 49.00 | 1.929 | 50 | **1842900000** |
| 16 | 52.50 | 2.067 | 50 | **1842910000** |
| 17 | 56.00 | 2.205 | 20 | **1842920000** |
| 18 | 59.50 | 2.343 | 20 | **1842930000** |
| 19 | 63.00 | 2.480 | 20 | **1842940000** |
| 20 | 66.50 | 2.618 | 20 | **1842950000** |
| 21 | 70.00 | 2.756 | 20 | **1842960000** |
| 22 | 73.50 | 2.894 | 20 | **1842970000** |
| 23 | 77.00 | 3.031 | 20 | **1842980000** |
| 24 | 80.50 | 3.169 | 20 | **1842990000** |

## SL-SMT 3.50/../180F Tape



**Dimensioned drawing**

### Ordering data

| Solder pin length | | | | 1.5 mm |
|---|---|---|---|---|
| Colour | | | | black |
| **Pitch** | **3.50 mm** | | | |
| **Pol.** | L1 | (inch) | **Qty.** | **Order No.** |
| 2 | 3.50 | 0.138 | 100 | **1760962001** |
| 3 | 7.00 | 0.276 | 100 | **1760972001** |
| 4 | 10.50 | 0.413 | 100 | **1760982001** |
| 5 | 14.00 | 0.551 | 50 | **1760992001** |
| 6 | 17.50 | 0.689 | 50 | **1761002001** |
| 8 | 24.50 | 0.965 | 50 | **1761022001** |
| 10 | 31.50 | 1.240 | 50 | **1761042001** |
| 14 | 45.50 | 1.791 | 50 | **1761082001** |
| 18 | 59.50 | 2.343 | 20 | **1761122001** |
| 20 | 66.50 | 2.618 | 20 | **1761142001** |

Tape widths: 32, 44, 56, 72, 88



«ЭЛЕКТРО-ПРОФИ» - http://www.ep.ru

# Connectors in 3.50 mm pitch
# Series BL/SL 3.50

## SL-SMT 3.50/../180



High-temperature-resistant, straight male header in 3.50 mm pitch for all conventional soldering methods.

- Optimised for the SMT processing.
- 3.2 mm solder pin suitable for reflow and wave soldering.
- Available in screw flange (F) and with solder flange (LF).
- Packed either in box (BX) or on tape-on-reel (RL).

## Product data

IEC: 320 V / 15 A
UL: 300 V / 10 A

**For additional articles and information, refer to catalog.weidmueller.com**

**Note:**

- Additional colours on request
- Gold-plated contact surfaces on request
- Rated current related to rated cross-section and min. No. of poles.
- Diameter of solder eyelet D = 1.5+0.1mm from 9-pole
- P on drg. = pitch
- Rated data refer only to the component itself. Clearance and creepage distances to other components are to be designed in accordance with the relevant application standards.

## SL-SMT 3.50/../180G Box



**Dimensioned drawing**

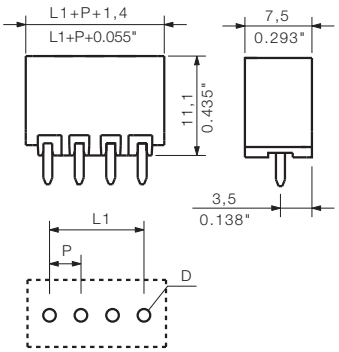


## Technical data

| In compliance with IEC 60664-1 / IEC 61984 | | | | |
|---|---|---|---|---|
| Clamping range, max. | mm² | | | |
| **Solid core H05(07) V-U** | **mm²** | | | |
| Stranded H07 V-R | | | | |
| Flexible H05(07) V-K | mm² | | | |
| Flexible with ferrule | mm² | | | |
| Ferrule with plastic collar | mm² | | | |
| Stripping length | mm | | | |
| Screwdriver blade | mm | | | |
| According to norm | | | | |
| Tightening torque range | Nm | | | |
| **Rated current, max.** | **A** | **15** | | **13** |
| At ambient temperature | | 20°C | | 40°C |
| For conductor cross-section | mm² | | | |
| Overvoltage category | | III | III | II |
| Pollution severity | | 3 | 2 | 2 |
| **Rated voltage** | **V** | **160** | **160** | **320** |
| Rated impulse voltage | kV | 2.5 | 2.5 | 2.5 |
| **UL / CUL (Use Group)** | | **B** | **C** | **D** |
| **Rated voltage** | **V** | **300** | | **300** |
| **Rated current** | **A** | **10** | | **10** |
| **AWG conductor** | **AWG** | | **-** | |
| **CSA (Use Group)** | | **B** | **C** | **D** |
| Rated voltage | V | 300 | | 300 |
| Rated current | A | 10 | | 10 |
| AWG conductor | AWG | | - | |
| **General data** | | | | |
| Type of insulation material | | LCP GF | | |
| Flammability class UL 94 | | V-0 | | |
| Contact base material | | CuSn | | |
| Material of contact surface | | tinned | | |
| Pin dimensions = d | mm | 1.2, Octagonal | | |
| Solder eyelet Ø = D | mm | 1.4 | | |
| Solder eyelet Ø tolerance | mm | + 0,1 | | |

## Accessories

**Note:** Refer to the Accessories chapter for additional accessories.

| Coding | | Order No. |
|---|---|---|
|  | BL SL 3.5 KO OR | **1693430000** |
| | BL SL 3.5 KO SW | **1610100000** |
| **Interlock** | | |
|  | BL/SL 3.5 VR OR | **1669310000** |
| | BL/SL 3.5 VR SW | **1669300000** |

## Ordering data

| Solder pin length | | | | 1.5 mm | 3.2 mm |
|---|---|---|---|---|---|
| Colour | | | | black | black |
| **Pitch** | **3.50 mm** | | | | |
| **Pol.** | L1 | (inch) | **Qty.** | **Order No.** | **Order No.** |
| 2 | 3.50 | 0.138 | 100 | **1752982001** | **1842320000** |
| 3 | 7.00 | 0.276 | 100 | **1752992001** | **1842330000** |
| 4 | 10.50 | 0.413 | 100 | **1753002001** | **1842340000** |
| 5 | 14.00 | 0.551 | 50 | **1753012001** | **1842350000** |
| 6 | 17.50 | 0.689 | 50 | **1753022001** | **1842360000** |
| 7 | 21.00 | 0.827 | 50 | **1753032001** | **1842370000** |
| 8 | 24.50 | 0.965 | 50 | **1753042001** | **1842380000** |
| 9 | 28.00 | 1.102 | 50 | **1753052001** | **1842390000** |
| 10 | 31.50 | 1.240 | 50 | **1753062001** | **1836990000** |
| 11 | 35.00 | 1.378 | 50 | **1753072001** | **1842400000** |
| 12 | 38.50 | 1.516 | 50 | **1753082001** | **1842410000** |
| 13 | 42.00 | 1.654 | 50 | **1753092001** | **1842420000** |
| 14 | 45.50 | 1.791 | 50 | **1753102001** | **1842430000** |
| 15 | 49.00 | 1.929 | 50 | **1753112001** | **1842440000** |
| 16 | 52.50 | 2.067 | 50 | **1753122001** | **1842450000** |
| 17 | 56.00 | 2.205 | 20 | **1753132001** | **1842460000** |
| 18 | 59.50 | 2.343 | 20 | **1753142001** | **1842470000** |
| 19 | 63.00 | 2.480 | 20 | **1753152001** | **1842480000** |
| 20 | 66.50 | 2.618 | 20 | **1753162001** | **1842490000** |
| 21 | 70.00 | 2.756 | 20 | **1753172001** | **1842500000** |
| 22 | 73.50 | 2.894 | 20 | **1753182001** | **1842510000** |
| 23 | 77.00 | 3.031 | 20 | **1753192001** | **1842520000** |
| 24 | 80.50 | 3.169 | 20 | **1753202001** | **1842530000** |



«ЭЛЕКТРО-ПРОФИ» - http://www.ep.ru

## SL-SMT 3.50/../180G Tape



**Dimensioned drawing**

### Ordering data

| Solder pin length | | | | 1.5 mm |
|---|---|---|---|---|
| Colour | | | | black |
| **Pitch** | **3.50 mm** | | | |
| **Pol.** | L1 | (inch) | **Qty.** | **Order No.** |
| 2 | 3.50 | 0.138 | 265 | **1752984002** |
| 3 | 7.00 | 0.276 | 265 | **1752994002** |
| 4 | 10.50 | 0.413 | 265 | **1753004002** |
| 5 | 14.00 | 0.551 | 265 | **1753014002** |
| 6 | 17.50 | 0.689 | 265 | **1753024001** |
| 7 | 21.00 | 0.827 | 265 | **1753034001** |
| 8 | 24.50 | 0.965 | 265 | **1753044001** |
| 9 | 28.00 | 1.102 | 265 | **1753054001** |
| 10 | 31.50 | 1.240 | 265 | **1753064001** |
| 11 | 35.00 | 1.378 | 265 | **1753074001** |

Tape widths: 32, 44, 56, 72, 88

## SL-SMT 3.50/../180LF Box



**Dimensioned drawing**

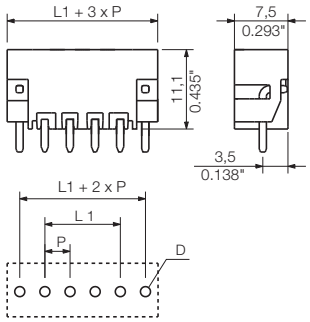


### Ordering data

| Solder pin length | | | | 1.5 mm | 3.2 mm |
|---|---|---|---|---|---|
| Colour | | | | black | black |
| **Pitch** | **3.50 mm** | | | | |
| **Pol.** | L1 | (inch) | **Qty.** | **Order No.** | **Order No.** |
| 2 | 3.50 | 0.138 | 100 | **1804700000** | **1842540000** |
| 3 | 7.00 | 0.276 | 100 | **1804710000** | **1842550000** |
| 4 | 10.50 | 0.413 | 100 | **1804720000** | **1842560000** |
| 5 | 14.00 | 0.551 | 50 | **1804730000** | **1842570000** |
| 6 | 17.50 | 0.689 | 50 | **1804740000** | **1842580000** |
| 7 | 21.00 | 0.827 | 50 | **1804750000** | **1842590000** |
| 8 | 24.50 | 0.965 | 50 | **1804760000** | **1842600000** |
| 9 | 28.00 | 1.102 | 50 | **1804770000** | **1842610000** |
| 10 | 31.50 | 1.240 | 50 | **1804780000** | **1842620000** |
| 11 | 35.00 | 1.378 | 50 | **1804790000** | **1842630000** |
| 12 | 38.50 | 1.516 | 50 | **1804800000** | **1842640000** |
| 13 | 42.00 | 1.654 | 50 | **1804810000** | **1842650000** |
| 14 | 45.50 | 1.791 | 50 | **1804820000** | **1842660000** |
| 15 | 49.00 | 1.929 | 50 | **1804830000** | **1842670000** |
| 16 | 52.50 | 2.067 | 50 | **1804840000** | **1842680000** |
| 17 | 56.00 | 2.205 | 20 | **1804850000** | **1842690000** |
| 18 | 59.50 | 2.343 | 20 | **1804860000** | **1842700000** |
| 19 | 63.00 | 2.480 | 20 | **1804870000** | **1842710000** |
| 20 | 66.50 | 2.618 | 20 | **1804890000** | **1842720000** |
| 21 | 70.00 | 2.756 | 20 | **1804900000** | **1842730000** |
| 22 | 73.50 | 2.894 | 20 | **1804910000** | **1842740000** |
| 23 | 77.00 | 3.031 | 20 | **1804920000** | **1842750000** |
| 24 | 80.50 | 3.169 | 20 | **1804930000** | **1842760000** |

## SL-SMT 3.50/../180LF Tape



**Dimensioned drawing**

### Ordering data

| Solder pin length | | | | 1.5 mm |
|---|---|---|---|---|
| Colour | | | | black |
| **Pitch** | **3.50 mm** | | | |
| **Pol.** | L1 | (inch) | **Qty.** | **Order No.** |
| 2 | 3.50 | 0.138 | 265 | **1805210000** |
| 3 | 7.00 | 0.276 | 265 | **1805230000** |
| 4 | 10.50 | 0.413 | 265 | **1805240000** |
| 5 | 14.00 | 0.551 | 265 | **1805250000** |
| 6 | 17.50 | 0.689 | 265 | **1805270000** |
| 7 | 21.00 | 0.827 | 265 | **1805280000** |
| 8 | 24.50 | 0.965 | 265 | **1805290000** |
| 9 | 28.00 | 1.102 | 265 | **1805300000** |

Tape widths: 32, 44, 56, 72, 88



«ЭЛЕКТРО-ПРОФИ» - http://www.ep.ru

# Connectors in 3.50 mm pitch
# Series BL/SL 3.50

## SL 3.50/../90



Angled male header (90° orientation) for wave soldering in 3.5 mm pitch. The male header is available in open, closed (G) and flange (F) versions. Packed in cardboard box.

## Product data

IEC: 320 V / 17 A
UL: 300 V / 10 A

**For additional articles and information, refer to catalog.weidmueller.com**

**Note:**
- Additional colours on request
- Gold-plated contact surfaces on request
- Rated current related to rated cross-section and min. No. of poles.
- P on drg. = pitch
- Rated data refer only to the component itself. Clearance and creepage distances to other components are to be designed in accordance with the relevant application standards.

## SL 3.50/../90



**Dimensioned drawing**

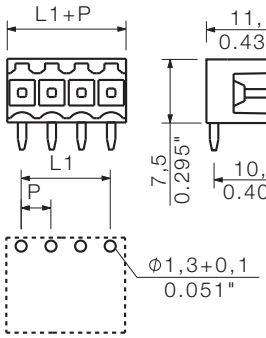


## Technical data

| In compliance with IEC 60664-1 / IEC 61984 | | | | |
|---|---|---|---|---|
| Clamping range, max. | mm² | | | |
| **Solid core H05(07) V-U** | **mm²** | | | |
| Stranded H07 V-R | | | | |
| Flexible H05(07) V-K | mm² | | | |
| Flexible with ferrule | mm² | | | |
| Ferrule with plastic collar | mm² | | | |
| Stripping length | mm | | | |
| Screwdriver blade | mm | | | |
| According to norm | | | | |
| Tightening torque range | Nm | | | |
| **Rated current, max.** | **A** | **17** | | **14.5** |
| At ambient temperature | | 20°C | | 40°C |
| For conductor cross-section | mm² | | | |
| Overvoltage category | | III | III | II |
| Pollution severity | | 3 | 2 | 2 |
| **Rated voltage** | **V** | **160** | **160** | **320** |
| Rated impulse voltage | kV | 2.5 | 2.5 | 2.5 |
| **UL / CUL (Use Group)** | | **B** | **C** | **D** |
| **Rated voltage** | **V** | **300** | | **300** |
| **Rated current** | **A** | **10** | | **10** |
| **AWG conductor** | **AWG** | | **-** | |
| **CSA (Use Group)** | | **B** | **C** | **D** |
| Rated voltage | V | 300 | | 300 |
| Rated current | A | 10 | | 10 |
| AWG conductor | AWG | | - | |
| **General data** | | | | |
| Type of insulation material | | | PBT | |
| Flammability class UL 94 | | | V-0 | |
| Contact base material | | | CuSn | |
| Material of contact surface | | | tinned | |
| Pin dimensions = d | mm | | 1.2, Octagonal | |
| Solder eyelet Ø = D | mm | | 1.3 | |
| Solder eyelet Ø tolerance | mm | | + 0,1 | |

## Accessories

**Note:** Refer to the Accessories chapter for additional accessories.

| Coding | | Order No. |
|---|---|---|
|  | BL SL 3.5 KO OR | **1693430000** |
| | BL SL 3.5 KO SW | **1610100000** |
| **Interlock** | | |
|  | BL/SL 3.5 VR OR | **1669310000** |
| | BL/SL 3.5 VR SW | **1669300000** |
| **LED light guide** | | |
|  | SL 3.5 FLA 1.5/1.75/8 | **1597630000** |
| | SL 3.5 FLA 1.5/8 | **1597510000** |
| | SL 3.5 FLA 2.3/1.75/8 | **1597640000** |
| | SL 3.5 FLA 2.3/8 | **1597520000** |
| | SL 3.5 FLA 4.0/1.75/8 | **1597650000** |
| | SL 3.5 FLA 4.0/8 | **1597530000** |
| **Mounting screw** | | |
|  | PTSC KA 22X4.5 | **1610740000** |

## Ordering data

| Solder pin length | | | | 3.2 mm |
|---|---|---|---|---|
| Colour | | | | orange |
| **Pitch** | **3.50 mm** | | | |
| **Pol.** | L1 | (inch) | **Qty.** | **Order No.** |
| 2 | 3.50 | 0.138 | 100 | **1597210000** |
| 3 | 7.00 | 0.276 | 100 | **1597220000** |
| 4 | 10.50 | 0.413 | 100 | **1597230000** |
| 5 | 14.00 | 0.551 | 50 | **1597240000** |
| 6 | 17.50 | 0.689 | 50 | **1597250000** |
| 7 | 21.00 | 0.827 | 50 | **1597260000** |
| 8 | 24.50 | 0.965 | 50 | **1597270000** |
| 9 | 28.00 | 1.102 | 50 | **1597280000** |
| 10 | 31.50 | 1.240 | 50 | **1597290000** |
| 11 | 35.00 | 1.378 | 50 | **1597300000** |
| 12 | 38.50 | 1.516 | 50 | **1597310000** |
| 13 | 42.00 | 1.654 | 50 | **1597320000** |
| 14 | 45.50 | 1.791 | 50 | **1597330000** |
| 15 | 49.00 | 1.929 | 50 | **1597340000** |
| 16 | 52.50 | 2.067 | 50 | **1597350000** |
| 17 | 56.00 | 2.205 | 20 | **1618990000** |
| 18 | 59.50 | 2.343 | 20 | **1619000000** |
| 19 | 63.00 | 2.480 | 20 | **1619010000** |
| 20 | 66.50 | 2.618 | 20 | **1619020000** |
| 21 | 70.00 | 2.756 | 20 | **1619030000** |
| 22 | 73.50 | 2.894 | 20 | **1619040000** |
| 23 | 77.00 | 3.031 | 20 | **1619050000** |
| 24 | 80.50 | 3.169 | 20 | **1619060000** |



«ЭЛЕКТРО-ПРОФИ» - http://www.ep.ru

## SL 3.50/../90G



**Dimensioned drawing**

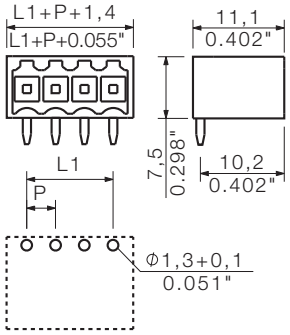


### Ordering data

| Solder pin length | | | | 3.2 mm |
|---|---|---|---|---|
| Colour | | | | orange |
| **Pitch** | **3.50 mm** | | | |
| **Pol.** | L1 | (inch) | **Qty.** | **Order No.** |
| 2 | 3.50 | 0.138 | 100 | **1605070000** |
| 3 | 7.00 | 0.276 | 100 | **1605080000** |
| 4 | 10.50 | 0.413 | 100 | **1605090000** |
| 5 | 14.00 | 0.551 | 50 | **1605100000** |
| 6 | 17.50 | 0.689 | 50 | **1605110000** |
| 7 | 21.00 | 0.827 | 50 | **1605120000** |
| 8 | 24.50 | 0.965 | 50 | **1605130000** |
| 9 | 28.00 | 1.102 | 50 | **1605140000** |
| 10 | 31.50 | 1.240 | 50 | **1605150000** |
| 11 | 35.00 | 1.378 | 50 | **1605160000** |
| 12 | 38.50 | 1.516 | 50 | **1605170000** |
| 13 | 42.00 | 1.654 | 50 | **1605180000** |
| 14 | 45.50 | 1.791 | 50 | **1605190000** |
| 15 | 49.00 | 1.929 | 50 | **1605200000** |
| 16 | 52.50 | 2.067 | 50 | **1605210000** |
| 17 | 56.00 | 2.205 | 20 | **1619380000** |
| 18 | 59.50 | 2.343 | 20 | **1619390000** |
| 19 | 63.00 | 2.480 | 20 | **1619400000** |
| 20 | 66.50 | 2.618 | 20 | **1619410000** |
| 21 | 70.00 | 2.756 | 20 | **1619420000** |
| 22 | 73.50 | 2.894 | 20 | **1619430000** |
| 23 | 77.00 | 3.031 | 20 | **1619440000** |
| 24 | 80.50 | 3.169 | 20 | **1619450000** |

## SL 3.50/../90F



**Dimensioned drawing**

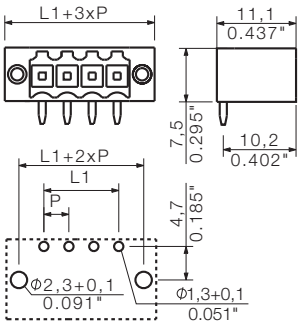


### Ordering data

| Solder pin length | | | | 3.2 mm |
|---|---|---|---|---|
| Colour | | | | orange |
| **Pitch** | **3.50 mm** | | | |
| **Pol.** | L1 | (inch) | **Qty.** | **Order No.** |
| 2 | 3.50 | 0.138 | 100 | **1607040000** |
| 3 | 7.00 | 0.276 | 100 | **1607050000** |
| 4 | 10.50 | 0.413 | 100 | **1607060000** |
| 5 | 14.00 | 0.551 | 50 | **1607070000** |
| 6 | 17.50 | 0.689 | 50 | **1607080000** |
| 7 | 21.00 | 0.827 | 50 | **1607090000** |
| 8 | 24.50 | 0.965 | 50 | **1607100000** |
| 9 | 28.00 | 1.102 | 50 | **1607110000** |
| 10 | 31.50 | 1.240 | 50 | **1607120000** |
| 11 | 35.00 | 1.378 | 50 | **1607130000** |
| 12 | 38.50 | 1.516 | 50 | **1607140000** |
| 13 | 42.00 | 1.654 | 50 | **1607150000** |
| 14 | 45.50 | 1.791 | 50 | **1607160000** |
| 15 | 49.00 | 1.929 | 50 | **1607170000** |
| 16 | 52.50 | 2.067 | 50 | **1607180000** |
| 17 | 56.00 | 2.205 | 20 | **1619770000** |
| 18 | 59.50 | 2.343 | 20 | **1619780000** |
| 19 | 63.00 | 2.480 | 20 | **1619790000** |
| 20 | 66.50 | 2.618 | 20 | **1619800000** |
| 21 | 70.00 | 2.756 | 20 | **1619810000** |
| 22 | 73.50 | 2.894 | 20 | **1619820000** |
| 23 | 77.00 | 3.031 | 20 | **1619830000** |
| 24 | 80.50 | 3.169 | 20 | **1619840000** |



«ЭЛЕКТРО-ПРОФИ» - http://www.ep.ru

# Connectors in 3.50 mm pitch
# Series BL/SL 3.50

## SL 3.50/../180



Straight male header (180° orientation) for wave soldering in 3.5 mm pitch. The male header is available in open, closed (G) and flange (F) versions. Packed in cardboard box.

## Product data

IEC: 320 V / 17 A
UL: 300 V / 10 A

**For additional articles and information, refer to catalog.weidmueller.com**

**Note:**
- Additional colours on request
- Gold-plated contact surfaces on request
- Rated current related to rated cross-section and min. No. of poles.
- P on drg. = pitch
- Rated data refer only to the component itself. Clearance and creepage distances to other components are to be designed in accordance with the relevant application standards.

## SL 3.50/../180



**Dimensioned drawing**

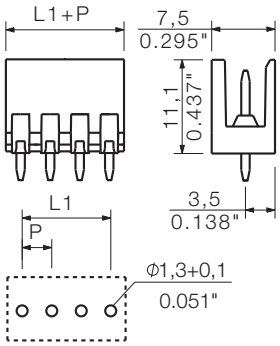


## Technical data

| In compliance with IEC 60664-1 / IEC 61984 | | | | |
|---|---|---|---|---|
| Clamping range, max. | mm² | | | |
| **Solid core H05(07) V-U** | **mm²** | | | |
| Stranded H07 V-R | | | | |
| Flexible H05(07) V-K | mm² | | | |
| Flexible with ferrule | mm² | | | |
| Ferrule with plastic collar | mm² | | | |
| Stripping length | mm | | | |
| Screwdriver blade | mm | | | |
| According to norm | | | | |
| Tightening torque range | Nm | | | |
| **Rated current, max.** | **A** | **17** | | **14.5** |
| At ambient temperature | | 20°C | | 40°C |
| For conductor cross-section | mm² | | | |
| Overvoltage category | | III | III | II |
| Pollution severity | | 3 | 2 | 2 |
| **Rated voltage** | **V** | **160** | **160** | **320** |
| Rated impulse voltage | kV | 2.5 | 2.5 | 2.5 |
| **UL / CUL (Use Group)** | | **B** | **C** | **D** |
| **Rated voltage** | **V** | **300** | | **300** |
| **Rated current** | **A** | **10** | | **10** |
| **AWG conductor** | **AWG** | | - | |
| **CSA (Use Group)** | | **B** | **C** | **D** |
| Rated voltage | V | 300 | | 300 |
| Rated current | A | 10 | | 10 |
| AWG conductor | AWG | | - | |
| **General data** | | | | |
| Type of insulation material | | PBT | | |
| Flammability class UL 94 | | V-0 | | |
| Contact base material | | CuSn | | |
| Material of contact surface | | tinned | | |
| Pin dimensions = d | mm | 1.2, Octagonal | | |
| Solder eyelet Ø = D | mm | 1.3 | | |
| Solder eyelet Ø tolerance | mm | + 0,1 | | |

## Accessories

**Note:** Refer to the Accessories chapter for additional accessories.

| Coding | | Order No. |
|---|---|---|
|  | BL SL 3.5 KO OR | **1693430000** |
| | BL SL 3.5 KO SW | **1610100000** |
| **Interlock** | | |
|  | BL/SL 3.5 VR OR | **1669310000** |
| | BL/SL 3.5 VR SW | **1669300000** |
| **Mounting screw** | | |
|  | PTSC KA 22X4.5 | **1610740000** |

## Ordering data

| Solder pin length | | | | 3.2 mm |
|---|---|---|---|---|
| Colour | | | | orange |
| **Pitch** | **3.50 mm** | | | |
| **Pol.** | L1 | (inch) | **Qty.** | **Order No.** |
| 2 | 3.50 | 0.138 | 100 | **1604770000** |
| 3 | 7.00 | 0.276 | 100 | **1604780000** |
| 4 | 10.50 | 0.413 | 100 | **1604790000** |
| 5 | 14.00 | 0.551 | 50 | **1604800000** |
| 6 | 17.50 | 0.689 | 50 | **1604810000** |
| 7 | 21.00 | 0.827 | 50 | **1604820000** |
| 8 | 24.50 | 0.965 | 50 | **1604830000** |
| 9 | 28.00 | 1.102 | 50 | **1604840000** |
| 10 | 31.50 | 1.240 | 50 | **1604850000** |
| 11 | 35.00 | 1.378 | 50 | **1604860000** |
| 12 | 38.50 | 1.516 | 50 | **1604870000** |
| 13 | 42.00 | 1.654 | 50 | **1604880000** |
| 14 | 45.50 | 1.791 | 50 | **1604890000** |
| 15 | 49.00 | 1.929 | 50 | **1604900000** |
| 16 | 52.50 | 2.067 | 50 | **1604910000** |
| 17 | 56.00 | 2.205 | 20 | **1621400000** |
| 18 | 59.50 | 2.343 | 20 | **1621410000** |
| 19 | 63.00 | 2.480 | 20 | **1621420000** |
| 20 | 66.50 | 2.618 | 20 | **1621430000** |
| 21 | 70.00 | 2.756 | 20 | **1621440000** |
| 22 | 73.50 | 2.894 | 20 | **1621450000** |
| 23 | 77.00 | 3.031 | 20 | **1621460000** |
| 24 | 80.50 | 3.169 | 20 | **1621470000** |



«ЭЛЕКТРО-ПРОФИ» - http://www.ep.ru

## SL 3.50/../180G



Dimensioned drawing

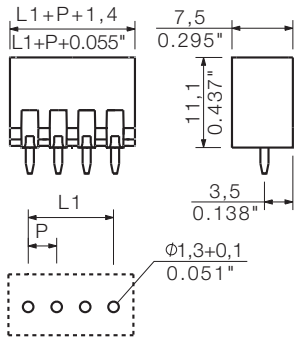


### Ordering data

| Solder pin length | | | | 3.2 mm |
|---|---|---|---|---|
| Colour | | | | orange |
| **Pitch** | **3.50 mm** | | | |
| **Pol.** | L1 | (inch) | **Qty.** | **Order No.** |
| 2 | 3.50 | 0.138 | 100 | **1604470000** |
| 3 | 7.00 | 0.276 | 100 | **1604480000** |
| 4 | 10.50 | 0.413 | 100 | **1604490000** |
| 5 | 14.00 | 0.551 | 50 | **1604500000** |
| 6 | 17.50 | 0.689 | 50 | **1604510000** |
| 7 | 21.00 | 0.827 | 50 | **1604520000** |
| 8 | 24.50 | 0.965 | 50 | **1604530000** |
| 9 | 28.00 | 1.102 | 50 | **1604540000** |
| 10 | 31.50 | 1.240 | 50 | **1604550000** |
| 11 | 35.00 | 1.378 | 50 | **1604560000** |
| 12 | 38.50 | 1.516 | 50 | **1604570000** |
| 13 | 42.00 | 1.654 | 50 | **1604580000** |
| 14 | 45.50 | 1.791 | 50 | **1604590000** |
| 15 | 49.00 | 1.929 | 50 | **1604600000** |
| 16 | 52.50 | 2.067 | 50 | **1604610000** |
| 17 | 56.00 | 2.205 | 20 | **1621790000** |
| 18 | 59.50 | 2.343 | 20 | **1621800000** |
| 19 | 63.00 | 2.480 | 20 | **1621810000** |
| 20 | 66.50 | 2.618 | 20 | **1621820000** |
| 21 | 70.00 | 2.756 | 20 | **1621830000** |
| 22 | 73.50 | 2.894 | 20 | **1621840000** |
| 23 | 77.00 | 3.031 | 20 | **1621850000** |
| 24 | 80.50 | 3.169 | 20 | **1621860000** |

## SL 3.50/../180F



Dimensioned drawing

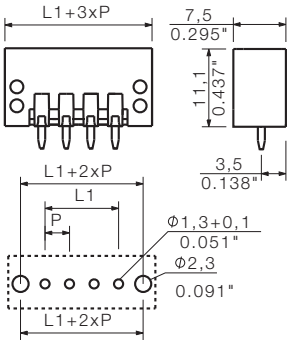


### Ordering data

| Solder pin length | | | | 3.2 mm |
|---|---|---|---|---|
| Colour | | | | orange |
| **Pitch** | **3.50 mm** | | | |
| **Pol.** | L1 | (inch) | **Qty.** | **Order No.** |
| 2 | 3.50 | 0.138 | 100 | **1607500000** |
| 3 | 7.00 | 0.276 | 100 | **1607510000** |
| 4 | 10.50 | 0.413 | 100 | **1607520000** |
| 5 | 14.00 | 0.551 | 50 | **1607530000** |
| 6 | 17.50 | 0.689 | 50 | **1607540000** |
| 7 | 21.00 | 0.827 | 50 | **1607550000** |
| 8 | 24.50 | 0.965 | 50 | **1607560000** |
| 9 | 28.00 | 1.102 | 50 | **1607570000** |
| 10 | 31.50 | 1.240 | 50 | **1607580000** |
| 11 | 35.00 | 1.378 | 50 | **1607590000** |
| 12 | 38.50 | 1.516 | 50 | **1607600000** |
| 13 | 42.00 | 1.654 | 50 | **1607610000** |
| 14 | 45.50 | 1.791 | 50 | **1607620000** |
| 15 | 49.00 | 1.929 | 50 | **1607630000** |
| 16 | 52.50 | 2.067 | 50 | **1607640000** |
| 17 | 56.00 | 2.205 | 20 | **1622180000** |
| 18 | 59.50 | 2.343 | 20 | **1622190000** |
| 19 | 63.00 | 2.480 | 20 | **1622200000** |
| 20 | 66.50 | 2.618 | 20 | **1622210000** |
| 21 | 70.00 | 2.756 | 20 | **1622220000** |
| 22 | 73.50 | 2.894 | 20 | **1622230000** |
| 23 | 77.00 | 3.031 | 20 | **1622240000** |
| 24 | 80.50 | 3.169 | 20 | **1622250000** |



«ЭЛЕКТРО-ПРОФИ» - http://www.ep.ru

# Connectors in 3.50 mm pitch
# Series BL/SL 3.50

## SL 3.50/../135



Angled male header (135° orientation) for wave soldering in 3.5 mm pitch. The male header is available in closed (G) and flange (F) versions.

## Product data

IEC: 320 V / 15 A
UL: 300 V / 10 A

**For additional articles and information, refer to catalog.weidmueller.com**

**Note:**
- Additional colours on request
- Gold-plated contact surfaces on request
- Rated current related to rated cross-section and min. No. of poles.
- P on drg. = pitch
- Rated data refer only to the component itself. Clearance and creepage distances to other components are to be designed in accordance with the relevant application standards.

## SL 3.50/../135F



**Dimensioned drawing**

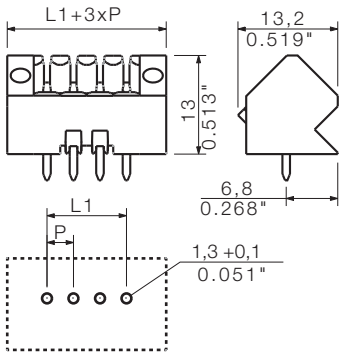


## Technical data

| In compliance with IEC 60664-1 / IEC 61984 | | | | |
|---|---|---|---|---|
| Clamping range, max. | mm² | | | |
| **Solid core H05(07) V-U** | **mm²** | | | |
| Stranded H07 V-R | | | | |
| Flexible H05(07) V-K | mm² | | | |
| Flexible with ferrule | mm² | | | |
| Ferrule with plastic collar | mm² | | | |
| Stripping length | mm | | | |
| Screwdriver blade | mm | | | |
| According to norm | | | | |
| Tightening torque range | Nm | | | |
| **Rated current, max.** | **A** | **15** | | **13** |
| At ambient temperature | | 20°C | | 40°C |
| For conductor cross-section | mm² | | | |
| Overvoltage category | | III | III | II |
| Pollution severity | | 3 | 2 | 2 |
| **Rated voltage** | **V** | **160** | **160** | **320** |
| Rated impulse voltage | kV | 2.5 | 2.5 | 2.5 |
| **UL / CUL (Use Group)** | | **B** | **C** | **D** |
| **Rated voltage** | **V** | **300** | | **300** |
| **Rated current** | **A** | **10** | | **10** |
| **AWG conductor** | **AWG** | | - | |
| **CSA (Use Group)** | | **B** | **C** | **D** |
| Rated voltage | V | 300 | | 300 |
| Rated current | A | 10 | | 10 |
| AWG conductor | AWG | | - | |
| **General data** | | | | |
| Type of insulation material | | PBT | | |
| Flammability class UL 94 | | V-0 | | |
| Contact base material | | CuSn | | |
| Material of contact surface | | tinned | | |
| Pin dimensions = d | mm | 1.2, Octagonal | | |
| Solder eyelet Ø = D | mm | 1.3 | | |
| Solder eyelet Ø tolerance | mm | + 0,1 | | |

## Accessories

**Note:** Refer to the Accessories chapter for additional accessories.

| Coding | | Order No. |
|---|---|---|
|  | BL SL 3.5 KO OR | **1693430000** |
| | BL SL 3.5 KO SW | **1610100000** |
| **Interlock** | | |
|  | BL/SL 3.5 VR OR | **1669310000** |
| | BL/SL 3.5 VR SW | **1669300000** |

## Ordering data

**Solder pin length** 3.2 mm
**Colour** orange

**Pitch 3.50 mm**

| Pol. | L1 | (inch) | Qty. | Order No. |
|---|---|---|---|---|
| 2 | 3.50 | 0.138 | 100 | **1643330000** |
| 3 | 7.00 | 0.276 | 100 | **1643340000** |
| 4 | 10.50 | 0.413 | 100 | **1643350000** |
| 5 | 14.00 | 0.551 | 50 | **1643360000** |
| 6 | 17.50 | 0.689 | 50 | **1643370000** |
| 7 | 21.00 | 0.827 | 50 | **1643380000** |
| 8 | 24.50 | 0.965 | 50 | **1643390000** |
| 9 | 28.00 | 1.102 | 50 | **1643400000** |
| 10 | 31.50 | 1.240 | 50 | **1643410000** |
| 11 | 35.00 | 1.378 | 50 | **1643420000** |
| 12 | 38.50 | 1.516 | 50 | **1643430000** |
| 13 | 42.00 | 1.654 | 50 | **1643440000** |
| 14 | 45.50 | 1.791 | 50 | **1643450000** |
| 15 | 49.00 | 1.929 | 50 | **1643460000** |
| 16 | 52.50 | 2.067 | 50 | **1643470000** |
| 17 | 56.00 | 2.205 | 20 | **1643480000** |
| 18 | 59.50 | 2.343 | 20 | **1643490000** |
| 19 | 63.00 | 2.480 | 20 | **1643500000** |
| 20 | 66.50 | 2.618 | 20 | **1643510000** |
| 21 | 70.00 | 2.756 | 20 | **1643520000** |
| 22 | 73.50 | 2.894 | 20 | **1643530000** |
| 23 | 77.00 | 3.031 | 20 | **1643540000** |
| 24 | 80.50 | 3.169 | 20 | **1643550000** |



«ЭЛЕКТРО-ПРОФИ» - http://www.ep.ru

## SL-THR 3.50/../135



High-temperature-resistant, 135° angled, male header for all common soldering methods in 3.5 mm pitch. 3.2 mm solder pin suitable for reflow and wave soldering. The pin headers provide space for labelling and can be coded.

## Product data

IEC: 320 V / 15 A
UL: 300 V / 10 A

**For additional articles and information, refer to catalog.weidmueller.com**

**Note:**

- Additional colours on request
- Gold-plated contact surfaces on request
- Rated current related to rated cross-section and min. No. of poles.
- P on drg. = pitch
- Rated data refer only to the component itself. Clearance and creepage distances to other components are to be designed in accordance with the relevant application standards.

## SL-THR 3.50/../135F Box



**Dimensioned drawing**

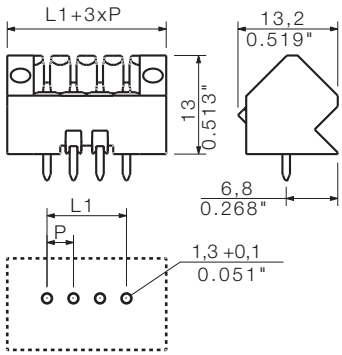


## Technical data

| | | | | |
|---|---|---|---|---|
| **In compliance with IEC 60664-1 / IEC 61984** | | | | |
| Clamping range, max. | mm² | | | |
| **Solid core H05(07) V-U** | **mm²** | | | |
| Stranded H07 V-R | | | | |
| Flexible H05(07) V-K | mm² | | | |
| Flexible with ferrule | mm² | | | |
| Ferrule with plastic collar | mm² | | | |
| Stripping length | mm | | | |
| Screwdriver blade | mm | | | |
| According to norm | | | | |
| Tightening torque range | Nm | | | |
| **Rated current, max.** | **A** | **15** | | **13** |
| At ambient temperature | | 20°C | | 40°C |
| For conductor cross-section | mm² | | | |
| Overvoltage category | | III | III | II |
| Pollution severity | | 3 | 2 | 2 |
| **Rated voltage** | **V** | **160** | **160** | **320** |
| Rated impulse voltage | kV | 2.5 | 2.5 | 2.5 |
| **UL / CUL (Use Group)** | | **B** | **C** | **D** |
| **Rated voltage** | **V** | **300** | | **300** |
| **Rated current** | **A** | **10** | | **10** |
| **AWG conductor** | **AWG** | | **-** | |
| **CSA (Use Group)** | | **B** | **C** | **D** |
| Rated voltage | V | 300 | | 300 |
| Rated current | A | 10 | | 10 |
| AWG conductor | AWG | | - | |
| **General data** | | | | |
| Type of insulation material | | LCP GF | | |
| Flammability class UL 94 | | V-0 | | |
| Contact base material | | CuSn | | |
| Material of contact surface | | tinned | | |
| Pin dimensions = d | mm | 1.2, Octagonal | | |
| Solder eyelet Ø = D | mm | 1.3 | | |
| Solder eyelet Ø tolerance | mm | + 0,1 | | |

## Accessories

**Note:** Refer to the Accessories chapter for additional accessories.

| Coding | | Order No. |
|---|---|---|
|  | BL SL 3.5 KO OR | **1693430000** |
| | BL SL 3.5 KO SW | **1610100000** |
| **Interlock** | | |
|  | BL/SL 3.5 VR OR | **1669310000** |
| | BL/SL 3.5 VR SW | **1669300000** |

## Ordering data

**Solder pin length** 3.2 mm
**Colour** black

**Pitch 3.50 mm**

| Pol. | L1 | (inch) | Qty. | Order No. |
|---|---|---|---|---|
| 2 | 3.50 | 0.138 | 100 | **1003510000** |
| 3 | 7.00 | 0.276 | 100 | **1003520000** |
| 4 | 10.50 | 0.413 | 100 | **1003530000** |
| 5 | 14.00 | 0.551 | 50 | **1003540000** |
| 6 | 17.50 | 0.689 | 50 | **1003550000** |
| 7 | 21.00 | 0.827 | 50 | **1003560000** |
| 8 | 24.50 | 0.965 | 50 | **1003570000** |
| 9 | 28.00 | 1.102 | 50 | **1003580000** |
| 10 | 31.50 | 1.240 | 50 | **1003590000** |
| 11 | 35.00 | 1.378 | 50 | **1003600000** |
| 12 | 38.50 | 1.516 | 50 | **1003620000** |
| 13 | 42.00 | 1.654 | 50 | **1003630000** |
| 14 | 45.50 | 1.791 | 50 | **1003640000** |
| 15 | 49.00 | 1.929 | 50 | **1003650000** |
| 16 | 52.50 | 2.067 | 50 | **1003660000** |
| 17 | 56.00 | 2.205 | 20 | **1003670000** |
| 18 | 59.50 | 2.343 | 20 | **1003680000** |
| 19 | 63.00 | 2.480 | 20 | **1003690000** |
| 20 | 66.50 | 2.618 | 20 | **1003700000** |
| 21 | 70.00 | 2.756 | 20 | **1003710000** |
| 22 | 73.50 | 2.894 | 20 | **1003720000** |
| 23 | 77.00 | 3.031 | 20 | **1003730000** |
| 24 | 80.50 | 3.169 | 20 | **1003740000** |



«ЭЛЕКТРО-ПРОФИ» - http://www.ep.ru

# Connectors in 3.50 mm pitch
# Series BL/SL 3.50

## SLD 3.50/../90



Double-level, angled male header (90° orientation) for wave soldering in 3.5 mm pitch. The male header is available in open, closed (G) and flange (F) versions.

## Product data

IEC: 200 V / 10.5 A
UL: 300 V / 8 A

**For additional articles and information, refer to catalog.weidmueller.com**

**Note:**
- Additional colours on request
- Gold-plated contact surfaces on request
- Rated current related to rated cross-section and min. No. of poles.
- P on drg. = pitch
- Rated data refer only to the component itself. Clearance and creepage distances to other components are to be designed in accordance with the relevant application standards.

## SLD 3.50/../90G



**Dimensioned drawing**

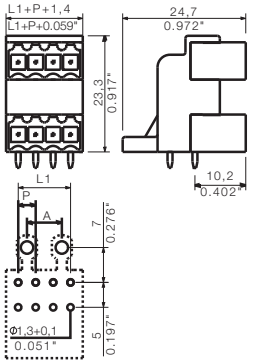


## Technical data

| In compliance with IEC 60664-1 / IEC 61984 | | | | |
|---|---|---|---|---|
| Clamping range, max. | mm² | | | |
| **Solid core H05(07) V-U** | **mm²** | | | |
| Stranded H07 V-R | | | | |
| Flexible H05(07) V-K | mm² | | | |
| Flexible with ferrule | mm² | | | |
| Ferrule with plastic collar | mm² | | | |
| Stripping length | mm | | | |
| Screwdriver blade | mm | | | |
| According to norm | | | | |
| Tightening torque range | Nm | | | |
| **Rated current, max.** | **A** | **10.5** | | **9** |
| At ambient temperature | | 20°C | | 40°C |
| For conductor cross-section | mm² | | | |
| Overvoltage category | | III | III | II |
| Pollution severity | | 3 | 2 | 2 |
| **Rated voltage** | **V** | **125** | **160** | **200** |
| Rated impulse voltage | kV | 2.5 | 2.5 | 2.5 |
| **UL / CUL (Use Group)** | | **B** | **C** | **D** |
| **Rated voltage** | **V** | **300** | | **300** |
| **Rated current** | **A** | **8** | | **8** |
| **AWG conductor** | **AWG** | | **-** | |
| **CSA (Use Group)** | | **B** | **C** | **D** |
| Rated voltage | V | 300 | | 300 |
| Rated current | A | 8 | | 8 |
| AWG conductor | AWG | | - | |
| **General data** | | | | |
| Type of insulation material | | | PBT | |
| Flammability class UL 94 | | | V-0 | |
| Contact base material | | | CuSn | |
| Material of contact surface | | | tinned | |
| Pin dimensions = d | mm | | 1.2, Octagonal | |
| Solder eyelet Ø = D | mm | | 1.3 | |
| Solder eyelet Ø tolerance | mm | | + 0,1 | |

## Accessories

**Note:** Refer to the Accessories chapter for additional accessories.

| Coding | | Order No. |
|---|---|---|
|  | BL SL 3.5 KO OR | **1693430000** |
| | BL SL 3.5 KO SW | **1610100000** |

## Ordering data

| Solder pin length | | | | 3.2 mm |
|---|---|---|---|---|
| Colour | | | | orange |
| **Pitch** | **3.50 mm** | | | |
| **Pol.** | L1 | (inch) | **Qty.** | **Order No.** |
| 4 | 3.50 | 0.138 | 50 | **1633580000** |
| 6 | 7.00 | 0.276 | 50 | **1633590000** |
| 8 | 10.50 | 0.413 | 50 | **1633600000** |
| 10 | 14.00 | 0.551 | 50 | **1633610000** |
| 12 | 17.50 | 0.689 | 50 | **1633620000** |
| 14 | 21.00 | 0.827 | 20 | **1633630000** |
| 16 | 24.50 | 0.965 | 20 | **1633640000** |
| 18 | 28.00 | 1.102 | 20 | **1633650000** |
| 20 | 31.50 | 1.240 | 20 | **1633660000** |
| 22 | 35.00 | 1.378 | 10 | **1633670000** |
| 24 | 38.50 | 1.516 | 10 | **1633680000** |
| 26 | 42.00 | 1.654 | 10 | **1633690000** |
| 28 | 45.50 | 1.791 | 10 | **1633700000** |
| 30 | 49.00 | 1.929 | 10 | **1633710000** |
| 32 | 52.50 | 2.067 | 10 | **1633720000** |
| 34 | 56.00 | 2.205 | 10 | **1633730000** |
| 36 | 59.50 | 2.343 | 10 | **1633740000** |
| 38 | 63.00 | 2.480 | 10 | **1633750000** |
| 40 | 66.50 | 2.618 | 10 | **1633760000** |
| 42 | 70.00 | 2.756 | 10 | **1633770000** |
| 44 | 73.50 | 2.894 | 10 | **1633780000** |
| 46 | 77.00 | 3.031 | 10 | **1633790000** |
| 48 | 80.50 | 3.169 | 10 | **1633800000** |



«ЭЛЕКТРО-ПРОФИ» - http://www.ep.ru

## SLD 3.50/../90F



**Dimensioned drawing**

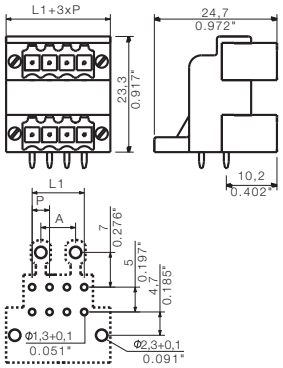


## Ordering data

| Solder pin length | | | | 3.2 mm |
|---|---|---|---|---|
| Colour | | | | orange |
| **Pitch** | **3.50 mm** | | | |
| **Pol.** | L1 | (inch) | **Qty.** | **Order No.** |
| 4 | 3.50 | 0.138 | 50 | **1633810000** |
| 6 | 7.00 | 0.276 | 50 | **1633820000** |
| 8 | 10.50 | 0.413 | 50 | **1633830000** |
| 10 | 14.00 | 0.551 | 50 | **1633840000** |
| 12 | 17.50 | 0.689 | 50 | **1633850000** |
| 14 | 21.00 | 0.827 | 20 | **1633860000** |
| 16 | 24.50 | 0.965 | 20 | **1633870000** |
| 18 | 28.00 | 1.102 | 20 | **1633880000** |
| 20 | 31.50 | 1.240 | 20 | **1633890000** |
| 22 | 35.00 | 1.378 | 10 | **1633900000** |
| 24 | 38.50 | 1.516 | 10 | **1633910000** |
| 26 | 42.00 | 1.654 | 10 | **1633920000** |
| 28 | 45.50 | 1.791 | 10 | **1633930000** |
| 30 | 49.00 | 1.929 | 10 | **1633940000** |
| 32 | 52.50 | 2.067 | 10 | **1633950000** |
| 34 | 56.00 | 2.205 | 10 | **1633960000** |
| 36 | 59.50 | 2.343 | 10 | **1633970000** |
| 38 | 63.00 | 2.480 | 10 | **1633980000** |
| 40 | 66.50 | 2.618 | 10 | **1633990000** |
| 42 | 70.00 | 2.756 | 10 | **1634000000** |
| 44 | 73.50 | 2.894 | 10 | **1634010000** |
| 46 | 77.00 | 3.031 | 10 | **1634020000** |
| 48 | 80.50 | 3.169 | 10 | **1634030000** |



«ЭЛЕКТРО-ПРОФИ» - http://www.ep.ru

# Connectors in 3.50 mm pitch
# Series BL/SL 3.50

## SLD 3.50V/../90



Double-level, staggered male header with angled 90° wire outlet for wave soldering in 3.5 mm pitch. The male header is available in open, closed (G) and flange (F) versions.

## Product data

IEC: 200 V / 10.5 A
UL: 300 V / 8 A

**For additional articles and information, refer to catalog.weidmueller.com**

**Note:**

- Additional colours on request
- Rated current related to rated cross-section and min. No. of poles.
- Spacing between rows: see hole layout
- P on drg. = pitch
- Rated data refer only to the component itself. Clearance and creepage distances to other components are to be designed in accordance with the relevant application standards.

## SLD 3.50V/../90G



**Dimensioned drawing**

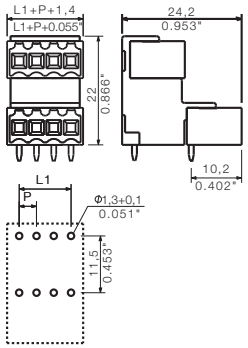


## Technical data

| In compliance with IEC 60664-1 / IEC 61984 | | | | |
|---|---|---|---|---|
| Clamping range, max. | mm² | | | |
| **Solid core H05(07) V-U** | **mm²** | | | |
| Stranded H07 V-R | | | | |
| Flexible H05(07) V-K | mm² | | | |
| Flexible with ferrule | mm² | | | |
| Ferrule with plastic collar | mm² | | | |
| Stripping length | mm | | | |
| Screwdriver blade | mm | | | |
| According to norm | | | | |
| Tightening torque range | Nm | | | |
| **Rated current, max.** | **A** | **10.5** | | **9** |
| At ambient temperature | | 20°C | | 40°C |
| For conductor cross-section | mm² | | | |
| Overvoltage category | | III | III | II |
| Pollution severity | | 3 | 2 | 2 |
| **Rated voltage** | **V** | **125** | **160** | **200** |
| Rated impulse voltage | kV | 2.5 | 2.5 | 2.5 |
| **UL / CUL (Use Group)** | | **B** | **C** | **D** |
| **Rated voltage** | **V** | **300** | | **300** |
| **Rated current** | **A** | **8** | | **8** |
| **AWG conductor** | **AWG** | | **-** | |
| **CSA (Use Group)** | | **B** | **C** | **D** |
| Rated voltage | V | 300 | | 300 |
| Rated current | A | 8 | | 8 |
| AWG conductor | AWG | | - | |
| **General data** | | | | |
| Type of insulation material | | PBT | | |
| Flammability class UL 94 | | V-0 | | |
| Contact base material | | CuSn | | |
| Material of contact surface | | tinned | | |
| Pin dimensions = d | mm | 1.2, Octagonal | | |
| Solder eyelet Ø = D | mm | 1.3 | | |
| Solder eyelet Ø tolerance | mm | + 0,1 | | |

## Accessories

**Note:** Refer to the Accessories chapter for additional accessories.

| Coding | | Order No. |
|---|---|---|
|  | BL SL 3.5 KO OR | **1693430000** |
| | BL SL 3.5 KO SW | **1610100000** |

## Ordering data

| Solder pin length | | | | 3.2 mm |
|---|---|---|---|---|
| Colour | | | | orange |
| **Pitch** | **3.50 mm** | | | |
| **Pol.** | L1 | (inch) | **Qty.** | **Order No.** |
| 4 | 3.50 | 0.138 | 50 | **1642240000** |
| 6 | 7.00 | 0.276 | 50 | **1890600000** |
| 8 | 10.50 | 0.413 | 50 | **1642250000** |
| 10 | 14.00 | 0.551 | 50 | **1866770000** |
| 12 | 17.50 | 0.689 | 50 | **1642260000** |
| 14 | 21.00 | 0.827 | 20 | **1890610000** |
| 16 | 24.50 | 0.965 | 20 | **1642270000** |
| 18 | 28.00 | 1.102 | 20 | **1890620000** |
| 20 | 31.50 | 1.240 | 20 | **1642280000** |
| 22 | 35.00 | 1.378 | 10 | **1669650000** |
| 24 | 38.50 | 1.516 | 10 | **1642290000** |
| 26 | 42.00 | 1.654 | 10 | **1890630000** |
| 28 | 45.50 | 1.791 | 10 | **1642300000** |
| 30 | 49.00 | 1.929 | 10 | **1890640000** |
| 32 | 52.50 | 2.067 | 10 | **1642310000** |
| 34 | 56.00 | 2.205 | 10 | **1890650000** |
| 36 | 59.50 | 2.343 | 10 | **1642320000** |
| 38 | 63.00 | 2.480 | 10 | **1890660000** |
| 40 | 66.50 | 2.618 | 10 | **1642330000** |
| 42 | 70.00 | 2.756 | 10 | **1890670000** |
| 44 | 73.50 | 2.894 | 10 | **1642340000** |
| 46 | 77.00 | 3.031 | 10 | **1890680000** |
| 48 | 80.50 | 3.169 | 10 | **1642350000** |



«ЭЛЕКТРО-ПРОФИ» - http://www.ep.ru

## SLD 3.50V/../90F



**Dimensioned drawing**

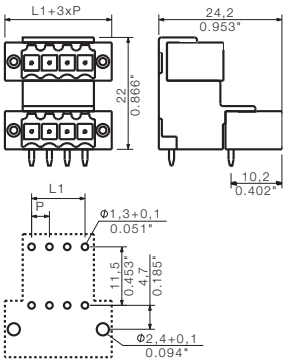


## Ordering data

| Solder pin length | | | | 3.2 mm |
|---|---|---|---|---|
| Colour | | | | orange |
| **Pitch 3.50 mm** | | | | |
| **Pol.** | L1 | (inch) | **Qty.** | **Order No.** |
| 4 | 3.50 | 0.138 | 50 | **1642370000** |
| 6 | 7.00 | 0.276 | 50 | **1890790000** |
| 8 | 10.50 | 0.413 | 50 | **1642380000** |
| 10 | 14.00 | 0.551 | 50 | **1890800000** |
| 12 | 17.50 | 0.689 | 50 | **1642390000** |
| 14 | 21.00 | 0.827 | 20 | **1890810000** |
| 16 | 24.50 | 0.965 | 20 | **1642400000** |
| 18 | 28.00 | 1.102 | 20 | **1890820000** |
| 20 | 31.50 | 1.240 | 20 | **1642410000** |
| 22 | 35.00 | 1.378 | 10 | **1669660000** |
| 24 | 38.50 | 1.516 | 10 | **1642420000** |
| 26 | 42.00 | 1.654 | 10 | **1890830000** |
| 28 | 45.50 | 1.791 | 10 | **1642430000** |
| 30 | 49.00 | 1.929 | 10 | **1890840000** |
| 32 | 52.50 | 2.067 | 10 | **1642440000** |
| 34 | 56.00 | 2.205 | 10 | **1890850000** |
| 36 | 59.50 | 2.343 | 10 | **1642450000** |
| 38 | 63.00 | 2.480 | 10 | **1890860000** |
| 40 | 66.50 | 2.618 | 10 | **1642460000** |
| 42 | 70.00 | 2.756 | 10 | **1890870000** |
| 44 | 73.50 | 2.894 | 10 | **1642470000** |
| 46 | 77.00 | 3.031 | 10 | **1890880000** |
| 48 | 80.50 | 3.169 | 10 | **1642480000** |



«ЭЛЕКТРО-ПРОФИ» - http://www.ep.ru

# Connectors in 3.50 mm pitch
# Series BL/SL 3.50

## SLD 3.50V/../180



Double-level, staggered male header with straight 180° wire outlet for wave soldering in 3.5 mm pitch. The male header is available in closed (G) and flange (F) versions.

## Product data

IEC: 200 V / 10.5 A
UL: 300 V / 8 A

**For additional articles and information, refer to catalog.weidmueller.com**

**Note:**

- Additional colours on request
- Rated current related to rated cross-section and min. No. of poles.
- Spacing between rows: see hole layout
- P on drg. = pitch
- Rated data refer only to the component itself. Clearance and creepage distances to other components are to be designed in accordance with the relevant application standards.

## SLD 3.50V/../180G



**Dimensioned drawing**

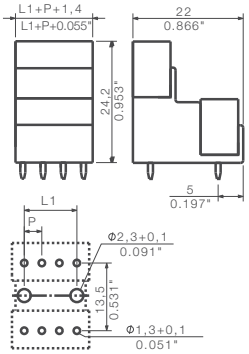


## Technical data

| In compliance with IEC 60664-1 / IEC 61984 | | | | |
|---|---|---|---|---|
| Clamping range, max. | mm² | | | |
| **Solid core H05(07) V-U** | **mm²** | | | |
| Stranded H07 V-R | | | | |
| Flexible H05(07) V-K | mm² | | | |
| Flexible with ferrule | mm² | | | |
| Ferrule with plastic collar | mm² | | | |
| Stripping length | mm | | | |
| Screwdriver blade | mm | | | |
| According to norm | | | | |
| Tightening torque range | Nm | | | |
| **Rated current, max.** | **A** | **10.5** | | **9** |
| At ambient temperature | | 20°C | | 40°C |
| For conductor cross-section | mm² | | | |
| Overvoltage category | | III | III | II |
| Pollution severity | | 3 | 2 | 2 |
| **Rated voltage** | **V** | **125** | **160** | **200** |
| Rated impulse voltage | kV | 2.5 | 2.5 | 2.5 |
| **UL / CUL (Use Group)** | | **B** | **C** | **D** |
| **Rated voltage** | **V** | **300** | | **300** |
| **Rated current** | **A** | **8** | | **8** |
| **AWG conductor** | **AWG** | | **-** | |
| **CSA (Use Group)** | | **B** | **C** | **D** |
| Rated voltage | V | 300 | | 300 |
| Rated current | A | 8 | | 8 |
| AWG conductor | AWG | | - | |
| **General data** | | | | |
| Type of insulation material | | PBT | | |
| Flammability class UL 94 | | V-0 | | |
| Contact base material | | CuSn | | |
| Material of contact surface | | tinned | | |
| Pin dimensions = d | mm | 1.2, Octagonal | | |
| Solder eyelet Ø = D | mm | 1.3 | | |
| Solder eyelet Ø tolerance | mm | + 0,1 | | |

## Accessories

**Note:** Refer to the Accessories chapter for additional accessories.

| Coding | | Order No. |
|---|---|---|
|  | BL SL 3.5 KO OR | **1693430000** |
| | BL SL 3.5 KO SW | **1610100000** |

## Ordering data

| Solder pin length | | | | 3.2 mm |
|---|---|---|---|---|
| Colour | | | | orange |
| **Pitch** | **3.50 mm** | | | |
| **Pol.** | L1 | (inch) | **Qty.** | **Order No.** |
| 4 | 3.50 | 0.138 | 50 | **1641110000** |
| 6 | 7.00 | 0.276 | 50 | **1891190000** |
| 8 | 10.50 | 0.413 | 50 | **1641120000** |
| 10 | 14.00 | 0.551 | 50 | **1891200000** |
| 12 | 17.50 | 0.689 | 50 | **1641130000** |
| 16 | 24.50 | 0.965 | 20 | **1641140000** |
| 20 | 31.50 | 1.240 | 20 | **1641150000** |
| 24 | 38.50 | 1.516 | 10 | **1641160000** |
| 28 | 45.50 | 1.791 | 10 | **1641170000** |
| 32 | 52.50 | 2.067 | 10 | **1641180000** |
| 34 | 56.00 | 2.205 | 10 | **1891260000** |
| 36 | 59.50 | 2.343 | 10 | **1641190000** |
| 38 | 63.00 | 2.480 | 10 | **1891270000** |
| 40 | 66.50 | 2.618 | 10 | **1641200000** |
| 42 | 70.00 | 2.756 | 10 | **1891280000** |
| 44 | 73.50 | 2.894 | 10 | **1641210000** |
| 46 | 77.00 | 3.031 | 10 | **1891290000** |
| 48 | 80.50 | 3.169 | 10 | **1641220000** |



«ЭЛЕКТРО-ПРОФИ» - http://www.ep.ru

## SLD 3.50V/../180F



**Dimensioned drawing**

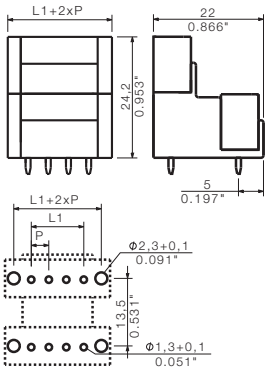


## Ordering data

| Solder pin length | | | | 3.2 mm |
|---|---|---|---|---|
| Colour | | | | orange |
| **Pitch** | **3.50 mm** | | | |
| **Pol.** | L1 | (inch) | **Qty.** | **Order No.** |
| 4 | 3.50 | 0.138 | 50 | **1641240000** |
| 6 | 7.00 | 0.276 | 50 | **1891060000** |
| 8 | 10.50 | 0.413 | 50 | **1641250000** |
| 10 | 14.00 | 0.551 | 50 | **1891070000** |
| 12 | 17.50 | 0.689 | 50 | **1641260000** |
| 14 | 21.00 | 0.827 | 20 | **1891080000** |
| 16 | 24.50 | 0.965 | 20 | **1641270000** |
| 18 | 28.00 | 1.102 | 20 | **1891090000** |
| 20 | 31.50 | 1.240 | 20 | **1641280000** |
| 22 | 35.00 | 1.378 | 20 | **1891100000** |
| 24 | 38.50 | 1.516 | 10 | **1641290000** |
| 26 | 42.00 | 1.654 | 10 | **1891110000** |
| 28 | 45.50 | 1.791 | 10 | **1641300000** |
| 30 | 49.00 | 1.929 | 10 | **1891120000** |
| 32 | 52.50 | 2.067 | 10 | **1641310000** |
| 34 | 56.00 | 2.205 | 10 | **1891130000** |
| 36 | 59.50 | 2.343 | 10 | **1641320000** |
| 38 | 63.00 | 2.480 | 10 | **1891140000** |
| 40 | 66.50 | 2.618 | 10 | **1641330000** |
| 42 | 70.00 | 2.756 | 10 | **1891150000** |
| 44 | 73.50 | 2.894 | 10 | **1641340000** |
| 46 | 77.00 | 3.031 | 10 | **1891160000** |
| 48 | 80.50 | 3.169 | 10 | **1641350000** |



«ЭЛЕКТРО-ПРОФИ» - http://www.ep.ru

# Connectors in 3.50 mm pitch
# Series BL/SL 3.50

## BL 3.50/../180



Female plug with clamping-yoke screw system for connecting wires with straight outlet direction in 3.5 mm pitch. Available with a screw flange (F), release lever (LH) or lock and release lever (LR). They include space for labelling and can be coded.

## Product data

IEC: 320 V / 17 A / 0.2 - 1.5 mm²
UL: 300 V / 10 A / AWG 28 - 14

**For additional articles and information, refer to catalog.weidmueller.com**

**Note:**
- Additional colours on request
- Gold-plated contact surfaces on request
- Rated current related to rated cross-section and min. No. of poles.
- Max. O.D. of conductor: 2.9 mm
- Wire end ferrule without plastic collar to DIN 46228/1
- Wire end ferrule with plastic collar to DIN 46228/4
- P on drg. = pitch
- Rated data refer only to the component itself. Clearance and creepage distances to other components are to be designed in accordance with the relevant application standards.

## BL 3.50/../180



**Dimensioned drawing**

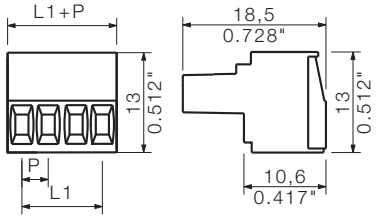


## Technical data

| In compliance with IEC 60664-1 / IEC 61984 | | | | |
|---|---|---|---|---|
| Clamping range, max. | mm² | 0.08...1.5 | | |
| **Solid core H05(07) V-U** | **mm²** | **0.2...1.5** | | |
| Stranded H07 V-R | | | | |
| Flexible H05(07) V-K | mm² | 0.2...1.5 | | |
| Flexible with ferrule | mm² | 0.2...1.5 | | |
| Ferrule with plastic collar | mm² | 0.2...1.5 | | |
| Stripping length | mm | 6 | | |
| Screwdriver blade | mm | 0.4 x 2.5 | | |
| According to norm | | DIN 5264 | | |
| Tightening torque range | Nm | 0.2...0.25 | | |
| **Rated current, max.** | **A** | **17** | | **14.5** |
| At ambient temperature | | 20°C | | 40°C |
| For conductor cross-section | mm² | 1.5 | | |
| Overvoltage category | | III | III | II |
| Pollution severity | | 3 | 2 | 2 |
| **Rated voltage** | **V** | **160** | **160** | **320** |
| Rated impulse voltage | kV | 2.5 | 2.5 | 2.5 |
| **UL / CUL (Use Group)** | | **B** | **C** | **D** |
| **Rated voltage** | **V** | **300** | | **300** |
| **Rated current** | **A** | **10** | | **10** |
| **AWG conductor** | **AWG** | **28-14** | | |
| **CSA (Use Group)** | | **B** | **C** | **D** |
| Rated voltage | V | 300 | | 300 |
| Rated current | A | 10 | | 10 |
| AWG conductor | AWG | 28-14 | | |
| **General data** | | | | |
| Type of insulation material | | PBT | | |
| Flammability class UL 94 | | V-0 | | |
| Contact base material | | Copper alloy | | |
| Material of contact surface | | tinned | | |
| Pin dimensions = d | mm | | | |
| Solder eyelet Ø = D | mm | | | |
| Solder eyelet Ø tolerance | mm | | | |

## Accessories

**Note:** Refer to the Accessories chapter for additional accessories.

| Coding | | Order No. |
|---|---|---|
|  | BL SL 3.5 KO OR | 1693430000 |
| | BL SL 3.5 KO SW | 1610100000 |
| **Hood** | | |
|  | BL 3.5 AH 10 SW | 1745650000 |
| | BL 3.5 AH 11 SW | 1745660000 |
| | BL 3.5 AH 12 SW | 1745670000 |
| | BL 3.5 AH 13 SW | 1745680000 |
| | BL 3.5 AH 14 SW | 1745690000 |
| | BL 3.5 AH 15 SW | 1745700000 |
| | BL 3.5 AH 16 SW | 1745710000 |
| | BL 3.5 AH 3 SW | 1745580000 |
| | BL 3.5 AH 4 SW | 1745590000 |
| | BL 3.5 AH 5 SW | 1745600000 |
| | BL 3.5 AH 6 SW | 1745610000 |
| | BL 3.5 AH 7 SW | 1745620000 |
| | BL 3.5 AH 8 SW | 1745630000 |
| | BL 3.5 AH 9 SW | 1745640000 |
| **Strain relief** | | |
|  | BL 3.5 ZE 3 OR | 1629680000 |
| | BL 3.5 ZE 3 SW | 1627820000 |
| | BL 3.5 ZE 8 OR | 1629690000 |
| | BL 3.5 ZE 8 SW | 1627830000 |
| **Interlock** | | |
|  | BL/SL 3.5 VR OR | 1669310000 |
| | BL/SL 3.5 VR SW | 1669300000 |
| **Screwdriver** | | |
|  | SD 0,4x2,5x75 | 9009030000 |
| | SDI 0,4x2,5x75 | 9008370000 |

## Ordering data

**Solder pin length**

| Colour | | | | orange | black |
|---|---|---|---|---|---|
| **Pitch** | **3.50 mm** | | | | |
| **Pol.** | L1 | (inch) | **Qty.** | **Order No.** | **Order No.** |
| 2 | 3.50 | 0.138 | 100 | **1597360000** | **1615670000** |
| 3 | 7.00 | 0.276 | 100 | **1597370000** | **1615680000** |
| 4 | 10.50 | 0.413 | 100 | **1597380000** | **1615690000** |
| 5 | 14.00 | 0.551 | 50 | **1597390000** | **1614090000** |
| 6 | 17.50 | 0.689 | 50 | **1597400000** | **1610180000** |
| 7 | 21.00 | 0.827 | 50 | **1597410000** | **1610190000** |
| 8 | 24.50 | 0.965 | 50 | **1597420000** | **1615700000** |
| 9 | 28.00 | 1.102 | 50 | **1597430000** | **1615710000** |
| 10 | 31.50 | 1.240 | 50 | **1597440000** | **1610200000** |
| 11 | 35.00 | 1.378 | 50 | **1597450000** | **1615720000** |
| 12 | 38.50 | 1.516 | 50 | **1597460000** | **1615730000** |
| 13 | 42.00 | 1.654 | 50 | **1597470000** | **1615740000** |
| 14 | 45.50 | 1.791 | 50 | **1597480000** | **1615750000** |
| 15 | 49.00 | 1.929 | 50 | **1597490000** | **1615760000** |
| 16 | 52.50 | 2.067 | 50 | **1597500000** | **1615770000** |
| 17 | 56.00 | 2.205 | 20 | **1620290000** | **1620370000** |
| 18 | 59.50 | 2.343 | 20 | **1620300000** | **1620380000** |
| 19 | 63.00 | 2.480 | 20 | **1620310000** | **1620390000** |
| 20 | 66.50 | 2.618 | 20 | **1620320000** | **1620400000** |
| 21 | 70.00 | 2.756 | 20 | **1620330000** | **1620410000** |
| 22 | 73.50 | 2.894 | 20 | **1620340000** | **1620420000** |
| 23 | 77.00 | 3.031 | 20 | **1620350000** | **1620430000** |
| 24 | 80.50 | 3.169 | 20 | **1620360000** | **1620440000** |

**Representative derating curve**

BL 3.50/../180 - SL-SMT 3.50/../90

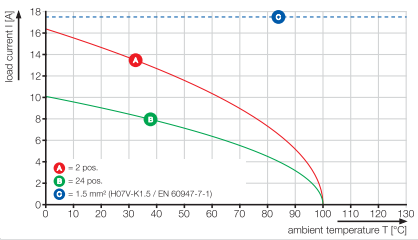




«ЭЛЕКТРО-ПРОФИ» - http://www.ep.ru

## BL 3.50/../180F



**Dimensioned drawing**

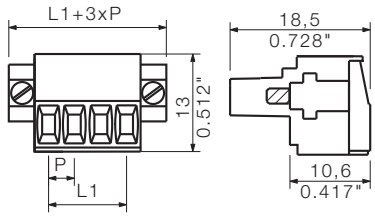


### Ordering data

**Solder pin length**

| Colour | | | | orange | black |
|---|---|---|---|---|---|
| **Pitch** | **3.50 mm** | | | | |
| **Pol.** | L1 | (inch) | **Qty.** | **Order No.** | **Order No.** |
| 2 | 3.50 | 0.138 | 100 | **1606640000** | **1615780000** |
| 3 | 7.00 | 0.276 | 100 | **1606650000** | **1615790000** |
| 4 | 10.50 | 0.413 | 100 | **1606660000** | **1615800000** |
| 5 | 14.00 | 0.551 | 50 | **1606670000** | **1615810000** |
| 6 | 17.50 | 0.689 | 50 | **1606680000** | **1615820000** |
| 7 | 21.00 | 0.827 | 50 | **1606690000** | **1615830000** |
| 8 | 24.50 | 0.965 | 50 | **1606700000** | **1615840000** |
| 9 | 28.00 | 1.102 | 50 | **1606710000** | **1615850000** |
| 10 | 31.50 | 1.240 | 50 | **1606720000** | **1615860000** |
| 11 | 35.00 | 1.378 | 50 | **1606730000** | **1615870000** |
| 12 | 38.50 | 1.516 | 50 | **1606740000** | **1615880000** |
| 13 | 42.00 | 1.654 | 50 | **1606750000** | **1615890000** |
| 14 | 45.50 | 1.791 | 50 | **1606760000** | **1615900000** |
| 15 | 49.00 | 1.929 | 50 | **1606770000** | **1615910000** |
| 16 | 52.50 | 2.067 | 50 | **1606780000** | **1615920000** |
| 17 | 56.00 | 2.205 | 20 | **1620760000** | **1620840000** |
| 18 | 59.50 | 2.343 | 20 | **1620770000** | **1620850000** |
| 19 | 63.00 | 2.480 | 20 | **1620780000** | **1620860000** |
| 20 | 66.50 | 2.618 | 20 | **1620790000** | **1620870000** |
| 21 | 70.00 | 2.756 | 20 | **1620800000** | **1620880000** |
| 22 | 73.50 | 2.894 | 20 | **1620810000** | **1620890000** |
| 23 | 77.00 | 3.031 | 20 | **1620820000** | **1620900000** |
| 24 | 80.50 | 3.169 | 20 | **1620830000** | **1620910000** |

## BL 3.50/../180LH



**Dimensioned drawing**

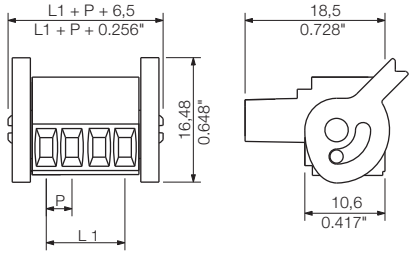


### Ordering data

**Solder pin length**

| Colour | | | | orange | black |
|---|---|---|---|---|---|
| **Pitch** | **3.50 mm** | | | | |
| **Pol.** | L1 | (inch) | **Qty.** | **Order No.** | **Order No.** |
| 2 | 3.50 | 0.138 | 100 | **1687650000** | **1687880000** |
| 3 | 7.00 | 0.276 | 100 | **1687660000** | **1687890000** |
| 4 | 10.50 | 0.413 | 100 | **1687670000** | **1687900000** |
| 5 | 14.00 | 0.551 | 50 | **1687680000** | **1687910000** |
| 6 | 17.50 | 0.689 | 50 | **1687690000** | **1687920000** |
| 7 | 21.00 | 0.827 | 50 | **1687700000** | **1687930000** |
| 8 | 24.50 | 0.965 | 50 | **1687710000** | **1687940000** |
| 9 | 28.00 | 1.102 | 50 | **1687720000** | **1687950000** |
| 10 | 31.50 | 1.240 | 50 | **1687730000** | **1687960000** |
| 11 | 35.00 | 1.378 | 50 | **1687740000** | **1687970000** |
| 12 | 38.50 | 1.516 | 50 | **1687750000** | **1687980000** |
| 13 | 42.00 | 1.654 | 50 | **1687760000** | **1687990000** |
| 14 | 45.50 | 1.791 | 50 | **1687770000** | **1688000000** |
| 15 | 49.00 | 1.929 | 50 | **1687780000** | **1688010000** |
| 16 | 52.50 | 2.067 | 50 | **1687790000** | **1688020000** |
| 17 | 56.00 | 2.205 | 20 | **1687800000** | **1688030000** |
| 18 | 59.50 | 2.343 | 20 | **1687810000** | **1688040000** |
| 19 | 63.00 | 2.480 | 20 | **1687820000** | **1688050000** |
| 20 | 66.50 | 2.618 | 20 | **1687830000** | **1688060000** |
| 21 | 70.00 | 2.756 | 20 | **1687840000** | **1688070000** |
| 22 | 73.50 | 2.894 | 20 | **1687850000** | **1688080000** |
| 23 | 77.00 | 3.031 | 20 | **1687860000** | **1688090000** |
| 24 | 80.50 | 3.169 | 20 | **1687870000** | **1688100000** |

## BL 3.50/../180LR



**Dimensioned drawing**

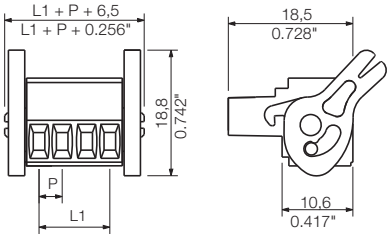


### Ordering data

**Solder pin length**

| Colour | | | | orange |
|---|---|---|---|---|
| **Pitch** | **3.50 mm** | | | |
| **Pol.** | L1 | (inch) | **Qty.** | **Order No.** |
| 3 | 7.00 | 0.276 | 100 | **1134310000** |
| 4 | 10.50 | 0.413 | 100 | **1134320000** |
| 5 | 14.00 | 0.551 | 50 | **1134330000** |
| 6 | 17.50 | 0.689 | 50 | **1134340000** |
| 7 | 21.00 | 0.827 | 50 | **1134350000** |
| 8 | 24.50 | 0.965 | 50 | **1134360000** |
| 9 | 28.00 | 1.102 | 50 | **1134370000** |
| 10 | 31.50 | 1.240 | 50 | **1134380000** |
| 11 | 35.00 | 1.378 | 50 | **1134390000** |
| 12 | 38.50 | 1.516 | 50 | **1134400000** |
| 13 | 42.00 | 1.654 | 50 | **1134410000** |
| 14 | 45.50 | 1.791 | 50 | **1134420000** |
| 15 | 49.00 | 1.929 | 50 | **1134430000** |
| 16 | 52.50 | 2.067 | 50 | **1134440000** |

**Additional derating curves**

BL 3.50/../180 - SLD 3.50/../90

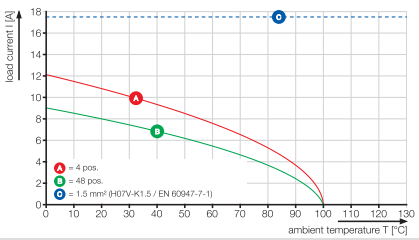


BL 3.50/../180 - SLD 3.50V/../180

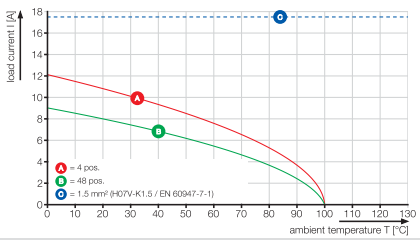


BL 3.50/../180 - SL 3.50/../90

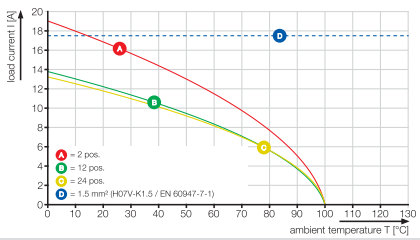




«ЭЛЕКТРО-ПРОФИ» - http://www.ep.ru

# Connectors in 3.50 mm pitch
# Series BL/SL 3.50

## BL 3.50/../90 & 270



Female plug with clamping-yoke screw system for connecting wires with 90° and 270° angled orientation in 3.5 mm pitch. The female plugs are also available with a flange (F). They include space for labelling and can be coded.

## Product data

IEC: 320 V / 12 A / 0.2 - 1.5 mm²
UL: 300 V / 8 A / AWG 28 - 14

**For additional articles and information, refer to catalog.weidmueller.com**

**Note:**
- Additional colours on request
- Gold-plated contact surfaces on request
- Rated current related to rated cross-section and min. No. of poles.
- Max. O.D. of conductor: 2.9 mm
- Wire end ferrule without plastic collar to DIN 46228/1
- Wire end ferrule with plastic collar to DIN 46228/4
- P on drg. = pitch
- Rated data refer only to the component itself. Clearance and creepage distances to other components are to be designed in accordance with the relevant application standards.

## BL 3.50/../90



**Dimensioned drawing**

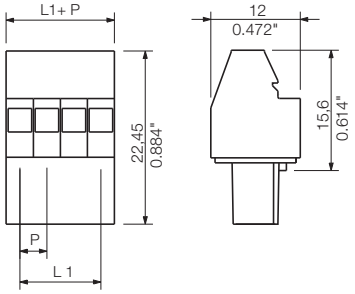


## Technical data

| In compliance with IEC 60664-1 / IEC 61984 | | | | |
|---|---|---|---|---|
| Clamping range, max. | mm² | 0.08...1.5 | | |
| **Solid core H05(07) V-U** | **mm²** | **0.2...1.5** | | |
| Stranded H07 V-R | | | | |
| Flexible H05(07) V-K | mm² | 0.2...1.5 | | |
| Flexible with ferrule | mm² | 0.2...1.5 | | |
| Ferrule with plastic collar | mm² | 0.2...1.5 | | |
| Stripping length | mm | 6 | | |
| Screwdriver blade | mm | 0.4 x 2.5 | | |
| According to norm | | DIN 5264 | | |
| Tightening torque range | Nm | 0.2...0.25 | | |
| **Rated current, max.** | **A** | **12** | | **10** |
| At ambient temperature | | 20°C | | 40°C |
| For conductor cross-section | mm² | 1.5 | | |
| Overvoltage category | | III | III | II |
| Pollution severity | | 3 | 2 | 2 |
| **Rated voltage** | **V** | **160** | **160** | **320** |
| Rated impulse voltage | kV | 2.5 | 2.5 | 2.5 |
| **UL / CUL (Use Group)** | | **B** | **C** | **D** |
| **Rated voltage** | **V** | **300** | | **300** |
| **Rated current** | **A** | **8** | | **8** |
| **AWG conductor** | **AWG** | **28-14** | | |
| **CSA (Use Group)** | | **B** | **C** | **D** |
| Rated voltage | V | 300 | | 300 |
| Rated current | A | 10 | | 10 |
| AWG conductor | AWG | 28-14 | | |
| **General data** | | | | |
| Type of insulation material | | PBT | | |
| Flammability class UL 94 | | V-0 | | |
| Contact base material | | Copper alloy | | |
| Material of contact surface | | tinned | | |
| Pin dimensions = d | mm | | | |
| Solder eyelet Ø = D | mm | | | |
| Solder eyelet Ø tolerance | mm | | | |

## Accessories

**Note:** Refer to the Accessories chapter for additional accessories.

| Coding | | Order No. |
|---|---|---|
|  | BL SL 3.5 KO OR | **1693430000** |
| | BL SL 3.5 KO SW | **1610100000** |
| **Screwdriver** | | |
|  | SD 0,4x2,5x75 | **9009030000** |
| | SDI 0,4x2,5x75 | **9008370000** |

## Ordering data

**Solder pin length**

| Colour | | | | orange | black |
|---|---|---|---|---|---|
| **Pitch** | **3.50 mm** | | | | |
| **Pol.** | L1 | (inch) | **Qty.** | **Order No.** | **Order No.** |
| 2 | 3.50 | 0.138 | 100 | **1638550000** | **1638780000** |
| 3 | 7.00 | 0.276 | 100 | **1638560000** | **1638790000** |
| 4 | 10.50 | 0.413 | 100 | **1638570000** | **1638800000** |
| 5 | 14.00 | 0.551 | 50 | **1638580000** | **1638810000** |
| 6 | 17.50 | 0.689 | 50 | **1638590000** | **1638820000** |
| 7 | 21.00 | 0.827 | 50 | **1638600000** | **1638830000** |
| 8 | 24.50 | 0.965 | 50 | **1638610000** | **1638840000** |
| 9 | 28.00 | 1.102 | 50 | **1638620000** | **1638850000** |
| 10 | 31.50 | 1.240 | 50 | **1638630000** | **1638860000** |
| 11 | 35.00 | 1.378 | 50 | **1638640000** | **1638870000** |
| 12 | 38.50 | 1.516 | 50 | **1638650000** | **1638880000** |
| 13 | 42.00 | 1.654 | 50 | **1638660000** | **1638890000** |
| 14 | 45.50 | 1.791 | 50 | **1638670000** | **1638900000** |
| 15 | 49.00 | 1.929 | 50 | **1638680000** | **1638910000** |
| 16 | 52.50 | 2.067 | 50 | **1638690000** | **1638920000** |
| 17 | 56.00 | 2.205 | 20 | **1638700000** | **1638930000** |
| 18 | 59.50 | 2.343 | 20 | **1638710000** | **1638940000** |
| 19 | 63.00 | 2.480 | 20 | **1638720000** | **1638950000** |
| 20 | 66.50 | 2.618 | 20 | **1638730000** | **1638960000** |
| 21 | 70.00 | 2.756 | 20 | **1638740000** | **1638970000** |
| 22 | 73.50 | 2.894 | 20 | **1638750000** | **1638980000** |
| 23 | 77.00 | 3.031 | 20 | **1638760000** | **1638990000** |
| 24 | 80.50 | 3.169 | 20 | **1638770000** | **1639000000** |

**Representative derating curve**

BL 3.50/../90 & /270 - SL 3.50/../90

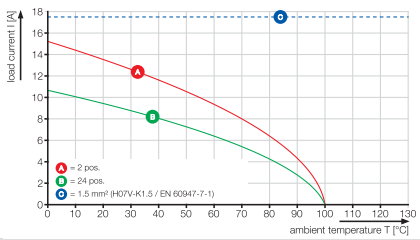




«ЭЛЕКТРО-ПРОФИ» - http://www.ep.ru

## BL 3.50/../90F



Dimensioned drawing

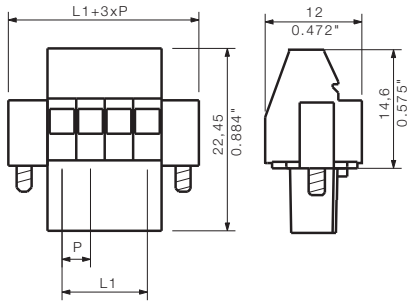


### Ordering data

| Solder pin length | | | | | |
|---|---|---|---|---|---|
| Colour | | | | orange | black |
| **Pitch** | **3.50 mm** | | | | |
| Pol. | L1 | (inch) | Qty. | Order No. | Order No. |
| 2 | 3.50 | 0.138 | 100 | **1639010000** | **1639240000** |
| 3 | 7.00 | 0.276 | 100 | **1639020000** | **1639250000** |
| 4 | 10.50 | 0.413 | 100 | **1639030000** | **1639260000** |
| 5 | 14.00 | 0.551 | 50 | **1639040000** | **1639270000** |
| 6 | 17.50 | 0.689 | 50 | **1639050000** | **1639280000** |
| 7 | 21.00 | 0.827 | 50 | **1639060000** | **1639290000** |
| 8 | 24.50 | 0.965 | 50 | **1639070000** | **1639300000** |
| 9 | 28.00 | 1.102 | 50 | **1639080000** | **1639310000** |
| 10 | 31.50 | 1.240 | 50 | **1639090000** | **1639320000** |
| 11 | 35.00 | 1.378 | 50 | **1639100000** | **1639330000** |
| 12 | 38.50 | 1.516 | 50 | **1639110000** | **1639340000** |
| 13 | 42.00 | 1.654 | 50 | **1639120000** | **1639350000** |
| 14 | 45.50 | 1.791 | 50 | **1639130000** | **1639360000** |
| 15 | 49.00 | 1.929 | 50 | **1639140000** | **1639370000** |
| 16 | 52.50 | 2.067 | 50 | **1639150000** | **1639380000** |
| 17 | 56.00 | 2.205 | 20 | **1639160000** | **1639390000** |
| 18 | 59.50 | 2.343 | 20 | **1639170000** | **1639400000** |
| 19 | 63.00 | 2.480 | 20 | **1639180000** | **1639410000** |
| 20 | 66.50 | 2.618 | 20 | **1639190000** | **1639420000** |
| 21 | 70.00 | 2.756 | 20 | **1639200000** | **1639430000** |
| 22 | 73.50 | 2.894 | 20 | **1639210000** | **1639440000** |
| 23 | 77.00 | 3.031 | 20 | **1639220000** | **1639450000** |
| 24 | 80.50 | 3.169 | 20 | **1639230000** | **1639460000** |

## BL 3.50/../270



Dimensioned drawing

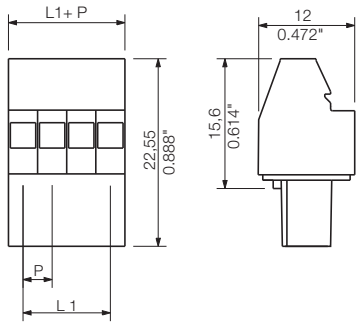


### Ordering data

| Solder pin length | | | | | |
|---|---|---|---|---|---|
| Colour | | | | orange | black |
| **Pitch** | **3.50 mm** | | | | |
| Pol. | L1 | (inch) | Qty. | Order No. | Order No. |
| 2 | 3.50 | 0.138 | 100 | **1639470000** | **1639700000** |
| 3 | 7.00 | 0.276 | 100 | **1639480000** | **1639710000** |
| 4 | 10.50 | 0.413 | 100 | **1639490000** | **1639720000** |
| 5 | 14.00 | 0.551 | 50 | **1639500000** | **1639730000** |
| 6 | 17.50 | 0.689 | 50 | **1639510000** | **1639740000** |
| 7 | 21.00 | 0.827 | 50 | **1639520000** | **1639750000** |
| 8 | 24.50 | 0.965 | 50 | **1639530000** | **1639760000** |
| 9 | 28.00 | 1.102 | 50 | **1639540000** | **1639770000** |
| 10 | 31.50 | 1.240 | 50 | **1639550000** | **1639780000** |
| 11 | 35.00 | 1.378 | 50 | **1639560000** | **1639790000** |
| 12 | 38.50 | 1.516 | 50 | **1639570000** | **1639800000** |
| 13 | 42.00 | 1.654 | 50 | **1639580000** | **1639810000** |
| 14 | 45.50 | 1.791 | 50 | **1639590000** | **1639820000** |
| 15 | 49.00 | 1.929 | 50 | **1639600000** | **1639830000** |
| 16 | 52.50 | 2.067 | 50 | **1639610000** | **1639840000** |
| 17 | 56.00 | 2.205 | 20 | **1639620000** | **1639850000** |
| 18 | 59.50 | 2.343 | 20 | **1639630000** | **1639860000** |
| 19 | 63.00 | 2.480 | 20 | **1639640000** | **1639870000** |
| 20 | 66.50 | 2.618 | 20 | **1639650000** | **1639880000** |
| 21 | 70.00 | 2.756 | 20 | **1639660000** | **1639890000** |
| 22 | 73.50 | 2.894 | 20 | **1639670000** | **1639900000** |
| 23 | 77.00 | 3.031 | 20 | **1639680000** | **1639910000** |
| 24 | 80.50 | 3.169 | 20 | **1639690000** | **1639920000** |

## BL 3.50/../270F



Dimensioned drawing

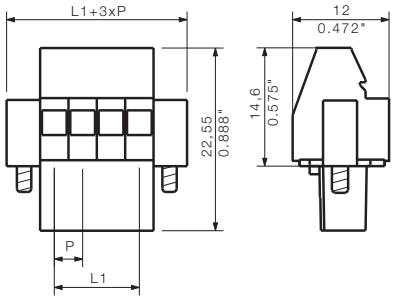


### Ordering data

| Solder pin length | | | | | |
|---|---|---|---|---|---|
| Colour | | | | orange | black |
| **Pitch** | **3.50 mm** | | | | |
| Pol. | L1 | (inch) | Qty. | Order No. | Order No. |
| 2 | 3.50 | 0.138 | 100 | **1639930000** | **1640160000** |
| 3 | 7.00 | 0.276 | 100 | **1639940000** | **1640170000** |
| 4 | 10.50 | 0.413 | 100 | **1639950000** | **1640180000** |
| 5 | 14.00 | 0.551 | 50 | **1639960000** | **1640190000** |
| 6 | 17.50 | 0.689 | 50 | **1639970000** | **1640200000** |
| 7 | 21.00 | 0.827 | 50 | **1639980000** | **1640210000** |
| 8 | 24.50 | 0.965 | 50 | **1639990000** | **1640220000** |
| 9 | 28.00 | 1.102 | 50 | **1640000000** | **1640230000** |
| 10 | 31.50 | 1.240 | 50 | **1640010000** | **1640240000** |
| 11 | 35.00 | 1.378 | 50 | **1640020000** | **1640250000** |
| 12 | 38.50 | 1.516 | 50 | **1640030000** | **1640260000** |
| 13 | 42.00 | 1.654 | 50 | **1640040000** | **1640270000** |
| 14 | 45.50 | 1.791 | 50 | **1640050000** | **1640280000** |
| 15 | 49.00 | 1.929 | 50 | **1640060000** | **1640290000** |
| 16 | 52.50 | 2.067 | 50 | **1640070000** | **1640300000** |
| 17 | 56.00 | 2.205 | 20 | **1640080000** | **1640310000** |
| 18 | 59.50 | 2.343 | 20 | **1640090000** | **1640320000** |
| 19 | 63.00 | 2.480 | 20 | **1640100000** | **1640330000** |
| 20 | 66.50 | 2.618 | 20 | **1640110000** | **1640340000** |
| 21 | 70.00 | 2.756 | 20 | **1640120000** | **1640350000** |
| 22 | 73.50 | 2.894 | 20 | **1640130000** | **1640360000** |
| 23 | 77.00 | 3.031 | 20 | **1640140000** | **1640370000** |
| 24 | 80.50 | 3.169 | 20 | **1640150000** | **1640380000** |



«ЭЛЕКТРО-ПРОФИ» - http://www.ep.ru

# Connectors in 3.50 mm pitch
# Series BL/SL 3.50

## BLZF 3.50/../180



Female plug with tension-clamp wire connection in 3.5 mm pitch. Available with a screw flange (F), release lever (LH) or lock and release lever (LR). They include space for labelling and can be coded.

## Product data

IEC: 320 V / 14.5 A / 0.2 - 1.5 mm²
UL: 300 V / 10 A / AWG 26 - 14

**For additional articles and information, refer to catalog.weidmueller.com**

**Note:**
- Additional colours on request
- Gold-plated contact surfaces on request
- Rated current related to rated cross-section and min. No. of poles.
- Max. O.D. of conductor: 2.9 mm
- Wire end ferrule without plastic collar to DIN 46228/1
- Wire end ferrule with plastic collar to DIN 46228/4
- We recommend crimp shape A for wire-end ferrules with crimping tools PZ 1,5 (order no. 9005990000) or PZ 6/5 (order no. 9011460000) for the larger wire cross-sections.
- P on drg. = pitch
- Rated data refer only to the component itself. Clearance and creepage distances to other components are to be designed in accordance with the relevant application standards.

## BLZF 3.50/../180



**Dimensioned drawing**

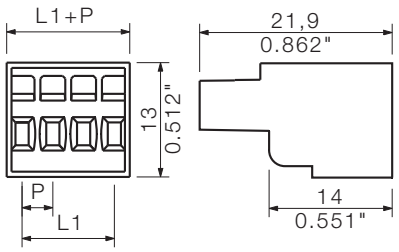


## Technical data

| In compliance with IEC 60664-1 / IEC 61984 | | | | |
|---|---|---|---|---|
| Clamping range, max. | mm² | 0.13...1.5 | | |
| **Solid core H05(07) V-U** | **mm²** | **0.2...1.5** | | |
| Stranded H07 V-R | | | | |
| Flexible H05(07) V-K | mm² | 0.2...1.5 | | |
| Flexible with ferrule | mm² | 0.2...1.5 | | |
| Ferrule with plastic collar | mm² | 0.2...1 | | |
| Stripping length | mm | 10 | | |
| Screwdriver blade | mm | 0.4 x 2.5 | | |
| According to norm | | DIN 5264-A | | |
| Tightening torque range | Nm | | | |
| **Rated current, max.** | **A** | **14.5** | | **12** |
| At ambient temperature | | 20°C | | 40°C |
| For conductor cross-section | mm² | 1.5 | | |
| Overvoltage category | | III | III | II |
| Pollution severity | | 3 | 2 | 2 |
| **Rated voltage** | **V** | **160** | **160** | **320** |
| Rated impulse voltage | kV | 2.5 | 2.5 | 2.5 |
| **UL / CUL (Use Group)** | | **B** | **C** | **D** |
| **Rated voltage** | **V** | **300** | | **300** |
| **Rated current** | **A** | **10** | | **10** |
| **AWG conductor** | **AWG** | **26-14** | | |
| **CSA (Use Group)** | | **B** | **C** | **D** |
| Rated voltage | V | 300 | | 300 |
| Rated current | A | 10 | | 10 |
| AWG conductor | AWG | 26-14 | | |
| **General data** | | | | |
| Type of insulation material | | PBT | | |
| Flammability class UL 94 | | V-0 | | |
| Contact base material | | Copper alloy | | |
| Material of contact surface | | tinned | | |
| Pin dimensions = d | mm | | | |
| Solder eyelet Ø = D | mm | | | |
| Solder eyelet Ø tolerance | mm | | | |

## Accessories

**Note:** Refer to the Accessories chapter for additional accessories.

| Coding | | Order No. |
|---|---|---|
|  | BL SL 3.5 KO OR | **1693430000** |
| | BL SL 3.5 KO SW | **1610100000** |
| **Strain relief** | | |
|  | BL 3.5 ZE 3 OR | **1629680000** |
| | BL 3.5 ZE 3 SW | **1627820000** |
| | BL 3.5 ZE 8 OR | **1629690000** |
| | BL 3.5 ZE 8 SW | **1627830000** |
| **Screwdriver** | | |
|  | SD 0,4x2,5x75 | **9009030000** |
| **Crimping tool** | | |
|  | PZ 1.5 | **9005990000** |
| | PZ 6/5 | **9011460000** |

## Ordering data

**Solder pin length**

| Colour | | | | orange | black |
|---|---|---|---|---|---|
| **Pitch** | **3.50 mm** | | | | |
| **Pol.** | L1 | (inch) | **Qty.** | **Order No.** | **Order No.** |
| 2 | 3.50 | 0.138 | 100 | **1690190000** | **1690420000** |
| 3 | 7.00 | 0.276 | 100 | **1690200000** | **1690430000** |
| 4 | 10.50 | 0.413 | 100 | **1690210000** | **1690440000** |
| 5 | 14.00 | 0.551 | 50 | **1690220000** | **1690450000** |
| 6 | 17.50 | 0.689 | 50 | **1690230000** | **1690460000** |
| 7 | 21.00 | 0.827 | 50 | **1690240000** | **1690470000** |
| 8 | 24.50 | 0.965 | 50 | **1690250000** | **1690480000** |
| 9 | 28.00 | 1.102 | 50 | **1690260000** | **1690490000** |
| 10 | 31.50 | 1.240 | 50 | **1690270000** | **1690500000** |
| 11 | 35.00 | 1.378 | 50 | **1690280000** | **1690510000** |
| 12 | 38.50 | 1.516 | 50 | **1690290000** | **1690520000** |
| 13 | 42.00 | 1.654 | 50 | **1690300000** | **1690530000** |
| 14 | 45.50 | 1.791 | 50 | **1690310000** | **1690540000** |
| 15 | 49.00 | 1.929 | 50 | **1690320000** | **1690550000** |
| 16 | 52.50 | 2.067 | 50 | **1690330000** | **1690560000** |
| 17 | 56.00 | 2.205 | 20 | **1690340000** | **1690570000** |
| 18 | 59.50 | 2.343 | 20 | **1690350000** | **1690580000** |
| 19 | 63.00 | 2.480 | 20 | **1690360000** | **1690590000** |
| 20 | 66.50 | 2.618 | 20 | **1690370000** | **1690600000** |
| 21 | 70.00 | 2.756 | 20 | **1690380000** | **1690610000** |
| 22 | 73.50 | 2.894 | 20 | **1690390000** | **1690620000** |
| 23 | 77.00 | 3.031 | 20 | **1690400000** | **1690630000** |
| 24 | 80.50 | 3.169 | 20 | **1690410000** | **1690640000** |

**Representative derating curve**

BLZF 3.50/../180 - SL 3.50/../90

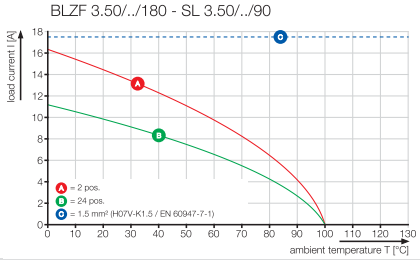




«ЭЛЕКТРО-ПРОФИ» - http://www.ep.ru

## BLZF 3.50/../180F



### Dimensioned drawing

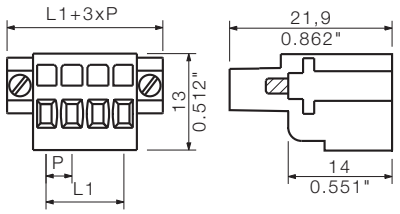


### Ordering data

| Solder pin length | | | | | |
|---|---|---|---|---|---|
| Colour | | | | orange | black |
| **Pitch** | **3.50 mm** | | | | |
| Pol. | L1 | (inch) | Qty. | Order No. | Order No. |
| 2 | 3.50 | 0.138 | 100 | **1690880000** | **1691110000** |
| 3 | 7.00 | 0.276 | 100 | **1690890000** | **1691120000** |
| 4 | 10.50 | 0.413 | 100 | **1690900000** | **1691130000** |
| 5 | 14.00 | 0.551 | 50 | **1690910000** | **1691140000** |
| 6 | 17.50 | 0.689 | 50 | **1690920000** | **1691150000** |
| 7 | 21.00 | 0.827 | 50 | **1690930000** | **1691160000** |
| 8 | 24.50 | 0.965 | 50 | **1690940000** | **1691170000** |
| 9 | 28.00 | 1.102 | 50 | **1690950000** | **1691180000** |
| 10 | 31.50 | 1.240 | 50 | **1690960000** | **1691190000** |
| 11 | 35.00 | 1.378 | 50 | **1690970000** | **1691200000** |
| 12 | 38.50 | 1.516 | 50 | **1690980000** | **1691210000** |
| 13 | 42.00 | 1.654 | 50 | **1690990000** | **1691220000** |
| 14 | 45.50 | 1.791 | 50 | **1691000000** | **1691230000** |
| 15 | 49.00 | 1.929 | 50 | **1691010000** | **1691240000** |
| 16 | 52.50 | 2.067 | 50 | **1691020000** | **1691250000** |
| 17 | 56.00 | 2.205 | 20 | **1691030000** | **1691260000** |
| 18 | 59.50 | 2.343 | 20 | **1691040000** | **1691270000** |
| 19 | 63.00 | 2.480 | 20 | **1691050000** | **1691280000** |
| 20 | 66.50 | 2.618 | 20 | **1691060000** | **1691290000** |
| 21 | 70.00 | 2.756 | 20 | **1691070000** | **1691300000** |
| 22 | 73.50 | 2.894 | 20 | **1691080000** | **1691310000** |
| 23 | 77.00 | 3.031 | 20 | **1691090000** | **1691320000** |
| 24 | 80.50 | 3.169 | 20 | **1691100000** | **1691330000** |

### Additional derating curves

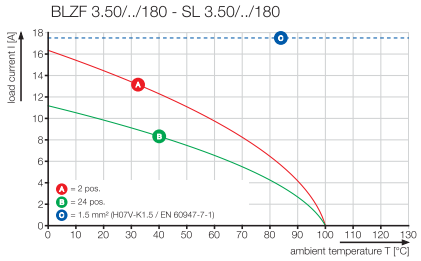


## BLZF 3.50/../180LH



### Dimensioned drawing

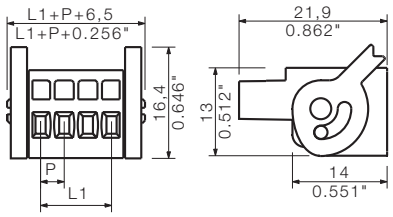


### Ordering data

| Solder pin length | | | | | |
|---|---|---|---|---|---|
| Colour | | | | orange | black |
| **Pitch** | **3.50 mm** | | | | |
| Pol. | L1 | (inch) | Qty. | Order No. | Order No. |
| 2 | 3.50 | 0.138 | 100 | **1691570000** | **1691800000** |
| 3 | 7.00 | 0.276 | 100 | **1691580000** | **1691810000** |
| 4 | 10.50 | 0.413 | 100 | **1691590000** | **1691820000** |
| 5 | 14.00 | 0.551 | 50 | **1691600000** | **1691830000** |
| 6 | 17.50 | 0.689 | 50 | **1691610000** | **1691840000** |
| 7 | 21.00 | 0.827 | 50 | **1691620000** | **1691850000** |
| 8 | 24.50 | 0.965 | 50 | **1691630000** | **1691860000** |
| 9 | 28.00 | 1.102 | 50 | **1691640000** | **1691870000** |
| 10 | 31.50 | 1.240 | 50 | **1691650000** | **1691880000** |
| 11 | 35.00 | 1.378 | 50 | **1691660000** | **1691890000** |
| 12 | 38.50 | 1.516 | 50 | **1691670000** | **1691900000** |
| 13 | 42.00 | 1.654 | 50 | **1691680000** | **1691910000** |
| 14 | 45.50 | 1.791 | 50 | **1691690000** | **1691920000** |
| 15 | 49.00 | 1.929 | 50 | **1691700000** | **1691930000** |
| 16 | 52.50 | 2.067 | 50 | **1691710000** | **1691940000** |
| 17 | 56.00 | 2.205 | 20 | **1691720000** | **1691950000** |
| 18 | 59.50 | 2.343 | 20 | **1691730000** | **1691960000** |
| 19 | 63.00 | 2.480 | 20 | **1691740000** | **1691970000** |
| 20 | 66.50 | 2.618 | 20 | **1691750000** | **1691980000** |
| 21 | 70.00 | 2.756 | 20 | **1691760000** | **1691990000** |
| 22 | 73.50 | 2.894 | 20 | **1691770000** | **1692000000** |
| 23 | 77.00 | 3.031 | 20 | **1691780000** | **1692010000** |
| 24 | 80.50 | 3.169 | 20 | **1691790000** | **1692020000** |

## BLZF 3.50/../180LR



### Dimensioned drawing

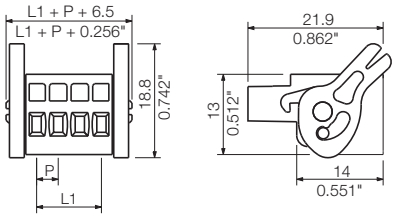


### Ordering data

| Solder pin length | | | | |
|---|---|---|---|---|
| Colour | | | | orange |
| **Pitch** | **3.50 mm** | | | |
| Pol. | L1 | (inch) | Qty. | Order No. |
| 3 | 7.00 | 0.276 | 100 | **1134450000** |
| 4 | 10.50 | 0.413 | 100 | **1134460000** |
| 5 | 14.00 | 0.551 | 50 | **1134470000** |
| 6 | 17.50 | 0.689 | 50 | **1134480000** |
| 7 | 21.00 | 0.827 | 50 | **1134490000** |
| 8 | 24.50 | 0.965 | 50 | **1134510000** |
| 9 | 28.00 | 1.102 | 50 | **1134520000** |
| 10 | 31.50 | 1.240 | 50 | **1134530000** |
| 11 | 35.00 | 1.378 | 50 | **1134540000** |
| 12 | 38.50 | 1.516 | 50 | **1134550000** |
| 13 | 42.00 | 1.654 | 50 | **1134560000** |
| 14 | 45.50 | 1.791 | 50 | **1134570000** |
| 15 | 49.00 | 1.929 | 50 | **1134580000** |
| 16 | 52.50 | 2.067 | 50 | **1134590000** |



«ЭЛЕКТРО-ПРОФИ» - http://www.ep.ru

# Connectors in 3.50 mm pitch
# Series BL/SL 3.50

## BLIDCB 3.50/../180



Female plug provides quick IDC wire connections in 3.5 mm pitch for bus applications. The female plugs are also available with a flange (F). They include space for labelling and can be coded.

## Product data

IEC: 250 V / 6 A / 0.35 - 0.5 mm²
UL: 300 V / 7 A / AWG 22 - 20

**For additional articles and information, refer to catalog.weidmueller.com**

**Note:**

- Additional colours on request
- Rated current related to rated cross-section and min. No. of poles.
- for IDC contact 0.5: conductor to DIN EN 60352 pt 4
- AWG conductor: solid, 7 or 19 strands only
- Temperature range -20 to +80°C
- BLIDC 3.5 and BLIDCB 3.5 conductors „solid"/"flexible" to DIN 47726
- P on drg. = pitch
- Rated data refer only to the component itself. Clearance and creepage distances to other components are to be designed in accordance with the relevant application standards.

## BLIDCB 3.50/../180

**Bus version**



**Dimensioned drawing**

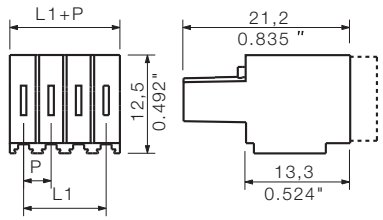


## Technical data

| In compliance with IEC 60664-1 / IEC 61984 | | | | |
|---|---|---|---|---|
| Clamping range, max. | mm² | 0.32...0.5 | | |
| **Solid core H05(07) V-U** | **mm²** | **0.35...0.5** | | |
| Stranded H07 V-R | | | | |
| Flexible H05(07) V-K | mm² | 0.35...0.5 | | |
| Flexible with ferrule | mm² | | | |
| Ferrule with plastic collar | mm² | | | |
| Stripping length | mm | | | |
| Screwdriver blade | mm | 0.4 x 2.5 | | |
| According to norm | | DIN 5264-A | | |
| Tightening torque range | Nm | | | |
| **Rated current, max.** | **A** | **6** | | **6** |
| At ambient temperature | | 20°C | | 40°C |
| For conductor cross-section | mm² | 0.5 | | |
| Overvoltage category | | III | III | II |
| Pollution severity | | 3 | 2 | 2 |
| **Rated voltage** | **V** | **160** | **160** | **250** |
| Rated impulse voltage | kV | 2.5 | 2.5 | 2.5 |
| **UL / CUL (Use Group)** | | **B** | **C** | **D** |
| **Rated voltage** | **V** | **300** | | **300** |
| **Rated current** | **A** | **7** | | **7** |
| **AWG conductor** | **AWG** | **22-20** | | |
| **CSA (Use Group)** | | **B** | **C** | **D** |
| Rated voltage | V | 300 | | 300 |
| Rated current | A | 7 | | 7 |
| AWG conductor | AWG | 22-20 | | |
| **General data** | | | | |
| Type of insulation material | | PBT | | |
| Flammability class UL 94 | | V-0 | | |
| Contact base material | | CuSn | | |
| Material of contact surface | | tinned | | |
| Pin dimensions = d | mm | | | |
| Solder eyelet Ø = D | mm | | | |
| Solder eyelet Ø tolerance | mm | | | |

## Accessories

**Note:** Refer to the Accessories chapter for additional accessories.

| Coding | | Order No. |
|---|---|---|
|  | BL SL 3.5 KO OR | **1693430000** |
| | BL SL 3.5 KO SW | **1610100000** |
| **Mounting block** | | |
|  | BLIDCB 3.5 ASB | **1770310000** |
| **Screwdriver** | | |
|  | SD 0,4x2,5x75 | **9009030000** |
| | SDI 0,4x2,5x75 | **9008370000** |

## Ordering data

**Solder pin length**

**Colour** orange | black

**Pitch 3.50 mm**

| Pol. | L1 | (inch) | Qty. | Order No. | Order No. |
|---|---|---|---|---|---|
| 2 | 3.50 | 0.138 | 10 | **1751380000** | **1770670000** |
| 3 | 7.00 | 0.276 | 10 | **1751390000** | **1770680000** |
| 4 | 10.50 | 0.413 | 10 | **1751400000** | **1770690000** |
| 5 | 14.00 | 0.551 | 10 | **1751410000** | **1770700000** |
| 6 | 17.50 | 0.689 | 10 | **1751420000** | **1770710000** |
| 7 | 21.00 | 0.827 | 10 | **1751430000** | **1770720000** |
| 8 | 24.50 | 0.965 | 10 | **1751440000** | **1770730000** |

**Representative derating curve**

BLIDCB 3.5/../180 - SL 3.50/../90

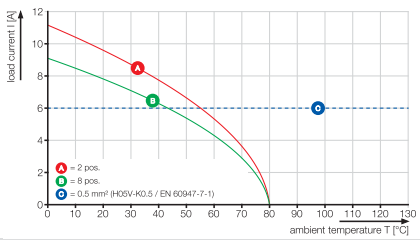




«ЭЛЕКТРО-ПРОФИ» - http://www.ep.ru

## BLIDCB 3.50/../180F

**Bus version**



**Dimensioned drawing**

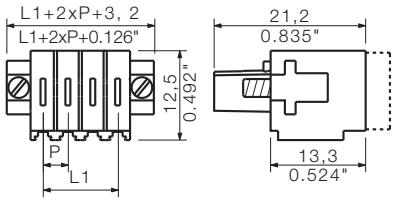


## Ordering data

| Solder pin length | | | | | |
|---|---|---|---|---|---|
| Colour | | | | orange | black |
| **Pitch** | **3.50 mm** | | | | |
| **Pol.** | L1 | (inch) | **Qty.** | **Order No.** | **Order No.** |
| 2 | 3.50 | 0.138 | 10 | **1751450000** | **1770740000** |
| 3 | 7.00 | 0.276 | 10 | **1751460000** | **1770750000** |
| 4 | 10.50 | 0.413 | 10 | **1751470000** | **1770760000** |
| 5 | 14.00 | 0.551 | 10 | **1751480000** | **1770770000** |
| 6 | 17.50 | 0.689 | 10 | **1751490000** | **1770780000** |
| 7 | 21.00 | 0.827 | 10 | **1751500000** | **1770790000** |
| 8 | 24.50 | 0.965 | 10 | **1751510000** | **1770800000** |



«ЭЛЕКТРО-ПРОФИ» - http://www.ep.ru

# Connectors in 3.50 mm pitch
# Series BL/SL 3.50

## BL-I/O 3.5/../180




Female plug provides pluggable connection level for decentralized I/O electronics. It is used together with male headers in 3.5 mm pitch. Available with a screw flange (F) or a lock and release lever (LR).

## Product data

IEC: 200 V / 2.2 A / 0.2 - 1.5 mm²
UL: 50 V / 5 A / AWG 22 - 16

**For additional articles and information, refer to catalog.weidmueller.com**

**Note:**

- Additional colours on request
- UL approval values for „factory wiring“
- We recommend crimp shape A for wire-end ferrules with crimping tools PZ 1,5 (order no. 9005990000) or PZ 6/5 (order no. 9011460000) for the larger wire cross-sections.
- Total load-carrying capacity of the potential bridges when feeding with 1.5 mm² is max. 17.5 A (so the capacity is 2.18 A for poles 2 through 9).
- Wire end ferrule without plastic collar to DIN 46228/1
- Wire end ferrule with plastic collar to DIN 46228/4
- Conductor < 0.2 mm² tinned
- Max. O.D. of conductor: 2.9 mm
- Rated data refer only to the component itself. Clearance and creepage distances to other components are to be designed in accordance with the relevant application standards.

## BL-I/O 3.50/10/180F




**Dimensioned drawing**

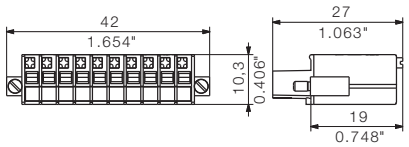


## Technical data

| In compliance with IEC 60664-1 / IEC 61984 | | | | |
|---|---|---|---|---|
| Clamping range, max. | mm² | 0.2...1.5 | | |
| **Solid core H05(07) V-U** | **mm²** | **0.2...1.5** | | |
| Stranded H07 V-R | | | | |
| Flexible H05(07) V-K | mm² | 0.2...1.5 | | |
| Flexible with ferrule | mm² | 0.2...1.5 | | |
| Ferrule with plastic collar | mm² | 0.2...1.5 | | |
| Stripping length | mm | 8 | | |
| Screwdriver blade | mm | 0.4 x 2.5 | | |
| According to norm | | DIN 5264 | | |
| Tightening torque range | Nm | | | |
| **Rated current, max.** | **A** | **2.2** | | **2.2** |
| At ambient temperature | | 20°C | | 40°C |
| For conductor cross-section | mm² | 1.5 | | |
| Overvoltage category | | III | III | II |
| Pollution severity | | 3 | 2 | 2 |
| **Rated voltage** | **V** | **50** | **160** | **200** |
| Rated impulse voltage | kV | 0.8 | 2.5 | 2.5 |
| **UL / CUL (Use Group)** | | **B** | **C** | **D** |
| **Rated voltage** | **V** | **50** | | **50** |
| **Rated current** | **A** | **5** | | **5** |
| **AWG conductor** | **AWG** | **22-16** | | |
| **CSA (Use Group)** | | **B** | **C** | **D** |
| Rated voltage | V | 50 | | 50 |
| Rated current | A | 5 | | 5 |
| AWG conductor | AWG | 22-16 | | |
| **General data** | | | | |
| Type of insulation material | | PBT | | |
| Flammability class UL 94 | | V-0 | | |
| Contact base material | | Copper alloy | | |
| Material of contact surface | | tinned | | |
| Pin dimensions = d | mm | | | |
| Solder eyelet Ø = D | mm | | | |
| Solder eyelet Ø tolerance | mm | | | |

## Accessories

**Note:** Refer to the Accessories chapter for additional accessories.

| Coding | | Order No. |
|---|---|---|
|  | BL SL 3.5 KO OR | **1693430000** |
| | BL SL 3.5 KO SW | **1610100000** |
| **Screwdriver** | | |
|  | SD 0,4x2,5x75 | **9009030000** |
| | SDI 0,4x2,5x75 | **9008370000** |
| **Crimping tool** | | |
|  | PZ 1.5 | **9005990000** |
| | PZ 6/5 | **9011460000** |

## Ordering data

**Solder pin length**

| Colour | | | | light grey | black |
|---|---|---|---|---|---|
| **Pitch** | **3.50 mm** | | | | |
| **Pol.** | L1 | (inch) | **Qty.** | **Order No.** | **Order No.** |
| 10 | 31.50 | 1.240 | 20 | **1871690000** | **1779880000** |

**Representative derating curve**

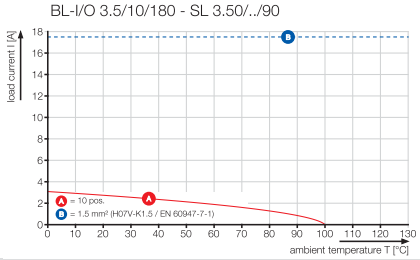




«ЭЛЕКТРО-ПРОФИ» - http://www.ep.ru

## BL-I/O 3.50/10/180LR




**Dimensioned drawing**

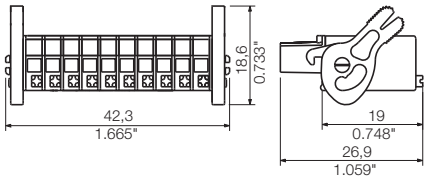


### Ordering data

| Solder pin length | | | | |
|---|---|---|---|---|
| Colour | | | | black |
| **Pitch 3.50 mm** | | | | |
| **Pol.** | L1 | (inch) | **Qty.** | **Order No.** |
| 10 | 31.50 | 1.240 | 20 | **1000540000** |

## BL-I/O 3.50/30/180F




**Dimensioned drawing**

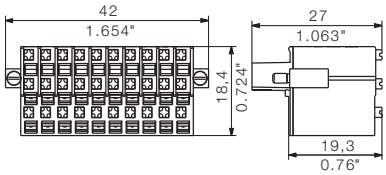


### Ordering data

| Solder pin length | | | | | |
|---|---|---|---|---|---|
| Colour | | | | light grey | black |
| **Pitch 3.50 mm** | | | | | |
| **Pol.** | L1 | (inch) | **Qty.** | **Order No.** | **Order No.** |
| 30 | 31.50 | 1.240 | 20 | **1965910000** | **1779920000** |

## BL-I/O 3.50/30/180LR




**Dimensioned drawing**

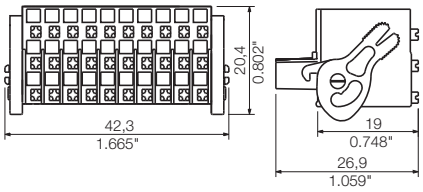


### Ordering data

| Solder pin length | | | | |
|---|---|---|---|---|
| Colour | | | | black |
| **Pitch 3.50 mm** | | | | |
| **Pol.** | L1 | (inch) | **Qty.** | **Order No.** |
| 30 | 31.50 | 1.240 | 20 | **1000550000** |

**Additional derating curves**

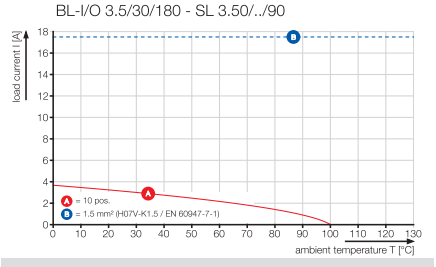




«ЭЛЕКТРО-ПРОФИ» - http://www.ep.ru

# Connectors in 3.50 mm pitch
# Series BL/SL 3.50

## BL-I/O 3.50/../180 PNP LED




Female plug provides pluggable connection level with common minus (PNP sensor) for decentralized I/O electronics with integrated LED display; used together with male headers in 3.5 mm pitch. Available with a screw flange (F) or a lock an release lever (LR).

## Product data

IEC: / 2.2 A / 0.2 - 1.5 mm²
UL: 50 V / 5 A / AWG 22 - 16

**For additional articles and information, refer to catalog.weidmueller.com**

**Note:**

- LED operating voltage: 10 - 30V; LED operating current: 0.8mA at 24V
- UL approval values for „factory wiring“
- We recommend crimp shape A for wire-end ferrules with crimping tools PZ 1,5 (order no. 9005990000) or PZ 6/5 (order no. 9011460000) for the larger wire cross-sections.
- Total load-carrying capacity of the potential bridges when feeding with 1.5 mm² is max. 17.5 A (so the capacity is 2.18 A for poles 2 through 9).
- Wire end ferrule without plastic collar to DIN 46228/1
- Wire end ferrule with plastic collar to DIN 46228/4
- Conductor < 0.2 mm² tinned
- Max. O.D. of conductor: 2.9 mm
- Rated data refer only to the component itself. Clearance and creepage distances to other components are to be designed in accordance with the relevant application standards.

## BL-I/O 3.50/10/180F PNP LED




**Dimensioned drawing**

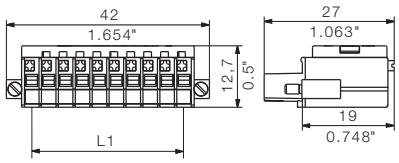


## Technical data

| In compliance with IEC 60664-1 / IEC 61984 | | | | |
|---|---|---|---|---|
| Clamping range, max. | mm² | 0.2...1.5 | | |
| **Solid core H05(07) V-U** | **mm²** | **0.2...1.5** | | |
| Stranded H07 V-R | | | | |
| Flexible H05(07) V-K | mm² | 0.2...1.5 | | |
| Flexible with ferrule | mm² | 0.2...1.5 | | |
| Ferrule with plastic collar | mm² | 0.2...1.5 | | |
| Stripping length | mm | 8 | | |
| Screwdriver blade | mm | 0.4 x 2.5 | | |
| According to norm | | DIN 5264 | | |
| Tightening torque range | Nm | | | |
| **Rated current, max.** | **A** | **2.2** | | **2.2** |
| At ambient temperature | | 20°C | | 40°C |
| For conductor cross-section | mm² | | 1.5 | |
| Overvoltage category | | III | III | II |
| Pollution severity | | 3 | 2 | 2 |
| **Rated voltage** | **V** | **50** | | |
| Rated impulse voltage | kV | 0.8 | | |
| **UL / CUL (Use Group)** | | **B** | **C** | **D** |
| **Rated voltage** | **V** | **50** | | **50** |
| **Rated current** | **A** | **5** | | **5** |
| **AWG conductor** | **AWG** | | **22-16** | |
| **CSA (Use Group)** | | **B** | **C** | **D** |
| Rated voltage | V | 50 | | 50 |
| Rated current | A | 5 | | 5 |
| AWG conductor | AWG | | 22-16 | |
| **General data** | | | | |
| Type of insulation material | | | PBT | |
| Flammability class UL 94 | | | V-0 | |
| Contact base material | | | Copper alloy | |
| Material of contact surface | | | tinned | |
| Pin dimensions = d | mm | | | |
| Solder eyelet Ø = D | mm | | | |
| Solder eyelet Ø tolerance | mm | | | |

## Accessories

**Note:** Refer to the Accessories chapter for additional accessories.

| Coding | | Order No. |
|---|---|---|
|  | BL SL 3.5 KO OR | **1693430000** |
| | BL SL 3.5 KO SW | **1610100000** |
| **Screwdriver** | | |
|  | SD 0,4x2,5x75 | **9009030000** |
| | SDI 0,4x2,5x75 | **9008370000** |
| **Crimping tool** | | |
|  | PZ 1.5 | **9005990000** |
| | PZ 6/5 | **9011460000** |

## Ordering data

**Solder pin length**

| Colour | | | | light grey | black |
|---|---|---|---|---|---|
| **Pitch** | **3.50 mm** | | | | |
| **Pol.** | L1 | (inch) | **Qty.** | **Order No.** | **Order No.** |
| 10 | 31.50 | 1.240 | 20 | **1965940000** | **1789090000** |

LED series resistors designed for 24 V

**Representative derating curve**

BL-I/O / 10-pole 24 V

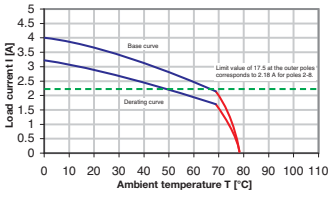


LED series resistors designed for 24 V



«ЭЛЕКТРО-ПРОФИ» - http://www.ep.ru

## BL-I/O 3.50/10/180LR PNP LED




**Dimensioned drawing**

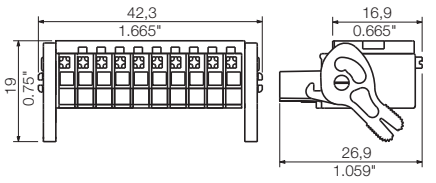


### Ordering data

| Solder pin length | | | | |
|---|---|---|---|---|
| Colour | | | | black |
| **Pitch 3.50 mm** | | | | |
| **Pol.** | L1 | (inch) | **Qty.** | **Order No.** |
| 10 | 31.50 | 1.240 | 20 | **1000560000** |

LED series resistors designed for 24 V

**Additional derating curves**

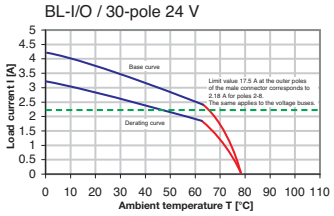


## BL-I/O 3.50/30/180F PNP LED




**Dimensioned drawing**

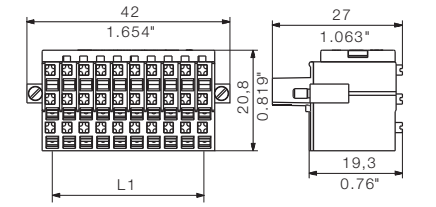


### Ordering data

| Solder pin length | | | | | |
|---|---|---|---|---|---|
| Colour | | | | light grey | black |
| **Pitch 3.50 mm** | | | | | |
| **Pol.** | L1 | (inch) | **Qty.** | **Order No.** | **Order No.** |
| 30 | 31.50 | 1.240 | 20 | **1965970000** | **1789110000** |

LED series resistors designed for 24 V

## BL-I/O 3.50/30/180LR PNP LED




**Dimensioned drawing**

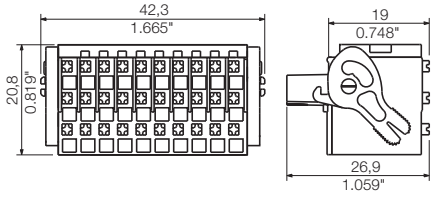


### Ordering data

| Solder pin length | | | | |
|---|---|---|---|---|
| Colour | | | | black |
| **Pitch 3.50 mm** | | | | |
| **Pol.** | L1 | (inch) | **Qty.** | **Order No.** |
| 30 | 31.50 | 1.240 | 20 | **1000570000** |

LED series resistors designed for 24 V



«ЭЛЕКТРО-ПРОФИ» - http://www.ep.ru

# Connectors in 3.50 mm pitch
# Series BL/SL 3.50

## BL-I/O 3.50/../180 NPN LED




Female plug provides pluggable connection level with common positive (NPN sensor) for decentralized I/O electronics with integrated LED display; used together with male headers in 3.5 mm pitch. Available with a screw flange (F) or a lock an release lever (LR).

## Product data

IEC: / 2.2 A / 0.2 - 1.5 mm²
UL: 50 V / 5 A / AWG 22 - 16

**For additional articles and information, refer to catalog.weidmueller.com**

**Note:**

- LED operating voltage: 10 - 30V; LED operating current: 0.8mA at 24V
- UL approval values for „factory wiring“
- We recommend crimp shape A for wire-end ferrules with crimping tools PZ 1,5 (order no. 9005990000) or PZ 6/5 (order no. 9011460000) for the larger wire cross-sections.
- Total load-carrying capacity of the potential bridges when feeding with 1.5 mm² is max. 17.5 A (so the capacity is 2.18 A for poles 2 through 9).
- Wire end ferrule without plastic collar to DIN 46228/1
- Wire end ferrule with plastic collar to DIN 46228/4
- Conductor < 0.2 mm² tinned
- Max. O.D. of conductor: 2.9 mm
- Rated data refer only to the component itself. Clearance and creepage distances to other components are to be designed in accordance with the relevant application standards.

## BL-I/O 3.50/10/180F NPN LED




**Dimensioned drawing**

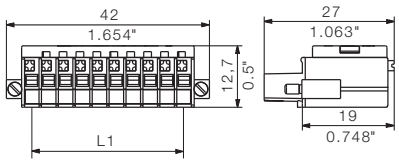


## Technical data

| In compliance with IEC 60664-1 / IEC 61984 | | | | |
|---|---|---|---|---|
| Clamping range, max. | mm² | 0.2...1.5 | | |
| **Solid core H05(07) V-U** | **mm²** | **0.2...1.5** | | |
| Stranded H07 V-R | | | | |
| Flexible H05(07) V-K | mm² | 0.2...1.5 | | |
| Flexible with ferrule | mm² | 0.2...1.5 | | |
| Ferrule with plastic collar | mm² | 0.2...1.5 | | |
| Stripping length | mm | 8 | | |
| Screwdriver blade | mm | 0.4 x 2.5 | | |
| According to norm | | DIN 5264 | | |
| Tightening torque range | Nm | | | |
| **Rated current, max.** | **A** | **2.2** | | **2.2** |
| At ambient temperature | | 20°C | | 40°C |
| For conductor cross-section | mm² | | 1.5 | |
| Overvoltage category | | III | III | II |
| Pollution severity | | 3 | 2 | 2 |
| **Rated voltage** | **V** | **50** | | |
| Rated impulse voltage | kV | 0.8 | | |
| **UL / CUL (Use Group)** | | **B** | **C** | **D** |
| **Rated voltage** | **V** | **50** | | **50** |
| **Rated current** | **A** | **5** | | **5** |
| **AWG conductor** | **AWG** | | **22-16** | |
| **CSA (Use Group)** | | **B** | **C** | **D** |
| Rated voltage | V | 50 | | 50 |
| Rated current | A | 5 | | 5 |
| AWG conductor | AWG | | 22-16 | |
| **General data** | | | | |
| Type of insulation material | | | PBT | |
| Flammability class UL 94 | | | V-0 | |
| Contact base material | | | | |
| Material of contact surface | | | tinned | |
| Pin dimensions = d | mm | | | |
| Solder eyelet Ø = D | mm | | | |
| Solder eyelet Ø tolerance | mm | | | |

## Accessories

**Note:** Refer to the Accessories chapter for additional accessories.

| Coding | | Order No. |
|---|---|---|
|  | BL SL 3.5 KO OR | **1693430000** |
| | BL SL 3.5 KO SW | **1610100000** |
| **Screwdriver** | | |
|  | SD 0,4x2,5x75 | **9009030000** |
| | SDI 0,4x2,5x75 | **9008370000** |
| **Crimping tool** | | |
|  | PZ 1.5 | **9005990000** |
| | PZ 6/5 | **9011460000** |

## Ordering data

**Solder pin length**

| Colour | | | | light grey | black |
|---|---|---|---|---|---|
| **Pitch** | **3.50 mm** | | | | |
| **Pol.** | L1 | (inch) | **Qty.** | **Order No.** | **Order No.** |
| 10 | 31.50 | 1.240 | 20 | **1965950000** | **1938010000** |

LED series resistors designed for 24 V

**Representative derating curve**

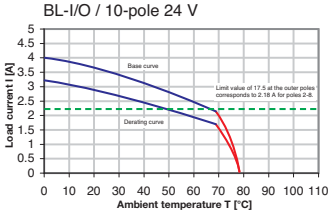


LED series resistors designed for 24 V



«ЭЛЕКТРО-ПРОФИ» - http://www.ep.ru

## BL-I/O 3.50/10/180LR NPN LED




**Dimensioned drawing**

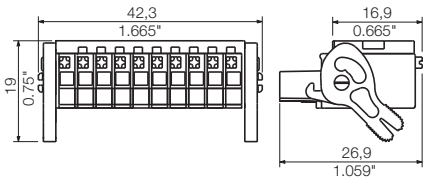


### Ordering data

| Solder pin length | | | | |
|---|---|---|---|---|
| Colour | | | | black |
| **Pitch 3.50 mm** | | | | |
| **Pol.** | L1 | (inch) | **Qty.** | **Order No.** |
| 10 | 31.50 | 1.240 | 20 | **1000580000** |

LED series resistors designed for 24 V

**Additional derating curves**

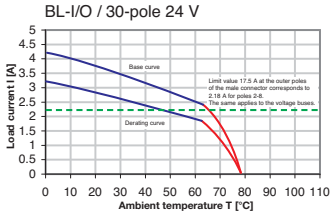


## BL-I/O 3.50/30/180F NPN LED




**Dimensioned drawing**

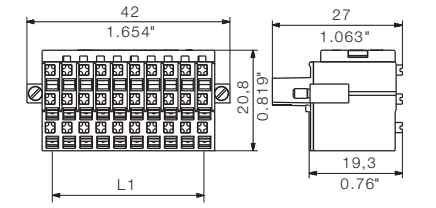


### Ordering data

| Solder pin length | | | | | |
|---|---|---|---|---|---|
| Colour | | | | light grey | black |
| **Pitch 3.50 mm** | | | | | |
| **Pol.** | L1 | (inch) | **Qty.** | **Order No.** | **Order No.** |
| 30 | 31.50 | 1.240 | 20 | **1965980000** | **1938020000** |

LED series resistors designed for 24 V

## BL-I/O 3.50/30/180LR NPN LED




**Dimensioned drawing**

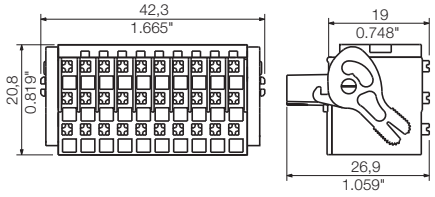


### Ordering data

| Solder pin length | | | | |
|---|---|---|---|---|
| Colour | | | | black |
| **Pitch 3.50 mm** | | | | |
| **Pol.** | L1 | (inch) | **Qty.** | **Order No.** |
| 30 | 31.50 | 1.240 | 20 | **1000590000** |

LED series resistors designed for 24 V



«ЭЛЕКТРО-ПРОФИ» - http://www.ep.ru

# Connectors in 3.50 mm pitch
# Series BL/SL 3.50

## BL-I/O 3.50/../180

**BL-I/O 3.5 30 pin**
- Pluggable connection terminals for remote I/O electronics
- Directly from the control or industrial PC etc. to the sensor or actuator level
- Significant space savings as well as savings in design time and wiring.

**Diagram of BL-I/O 30 pin with SL 3.5 10 pin**
- Direct connection possibilities for sensors and actuators including their power supply
- Can be used for external or internal power supply sources

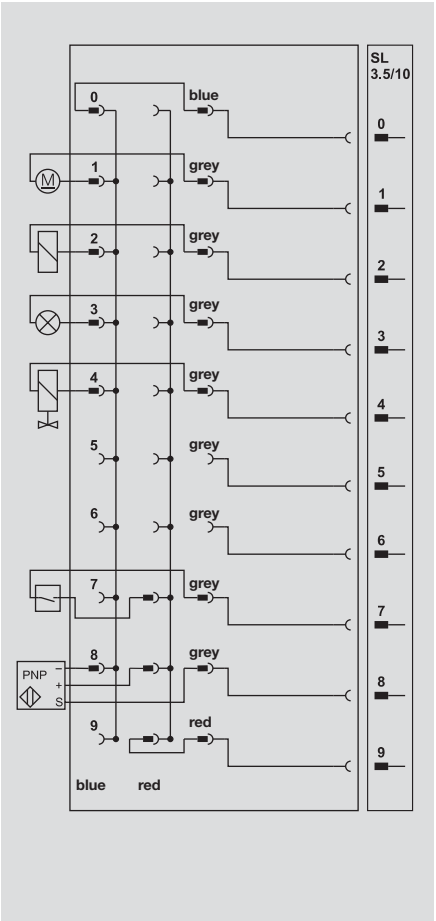


## BL-I/O 3.50/../180 PNP LED

**BL-I/O 3.5 30 pin**
- Pluggable connection terminals for remote I/O electronics
- Directly from the control or industrial PC etc. to the sensor or actuator level
- Significant space savings as well as savings in design time and wiring.



**Integrated LED version**
- Available for all the BL-I/Os
- Test the sensor or actuator cabling before commissioning the controller
- Eliminates the need for function displays in the housing

**Diagram of BL-I/O 30 pin with SL 3.5 10 pin**
- Direct connection possibilities for sensors and actuators including their power supply
- Can be used for external or internal power supply sources

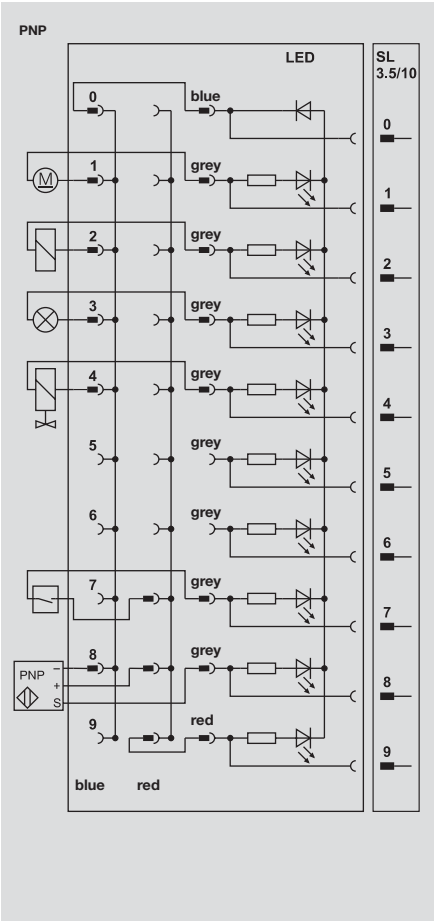


## BL-I/O 3.50/../180 NPN LED

**BL-I/O 3.5 30 pin**
- Pluggable connection terminals for remote I/O electronics
- Directly from the control or industrial PC etc. to the sensor or actuator level
- Significant space savings as well as savings in design time and wiring.



**Integrated LED version**
- Available for all the BL-I/Os
- Test the sensor or actuator cabling before commissioning the controller
- Eliminates the need for function displays in the housing

**Diagram of BL-I/O 30 pin with SL 3.5 10 pin**
- Direct connection possibilities for sensors and actuators including their power supply
- Can be used for external or internal power supply sources

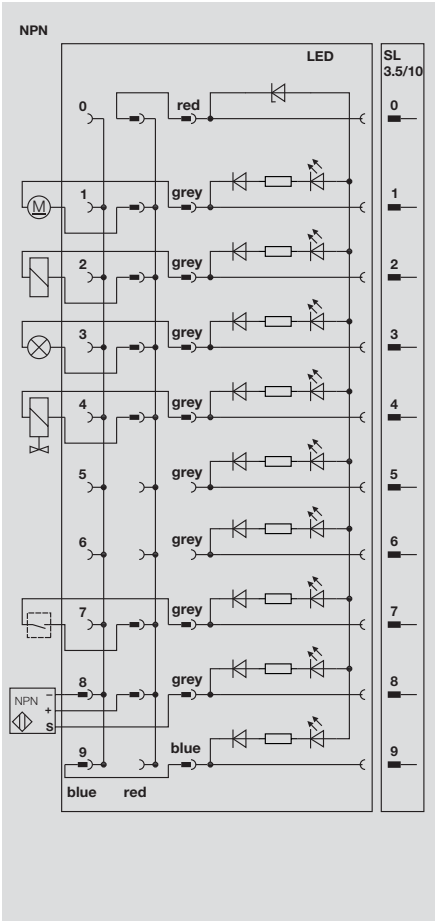




«ЭЛЕКТРО-ПРОФИ» - http://www.ep.ru

«ЭЛЕКТРО-ПРОФИ» - http://www.ep.ru

# Plug-in connector OMNIMATE Signal 3.81 Opens up new dimensions for your application:

**Large variety of products and an extensive accessory range**
- All combinations are possible: wire-to-board, wire-to-wire, board-to-board, board-to-wire
- Wide range of reflow ready strips
- Individually configurable with accessories and specific printing or coding
- Compact design to connect 1.5 mm² wires

**Unique performance offering high levels of redundancy**
- Rated current: 17.5 A
- Up to 65 °C without derating
- Ambient temperature up to 120 °C

**Safe handling characteristics**
- Lock & Release lever allows tool-free locking and module-safe loosening
- Vibration resistant PUSH IN connection offers tool free wiring connection
- Proven screw connection



**Simple handling**

Reliable flange connections are easy to use and protect the electronic modules when they are removed: screw flange, release lever or lock & release lever.

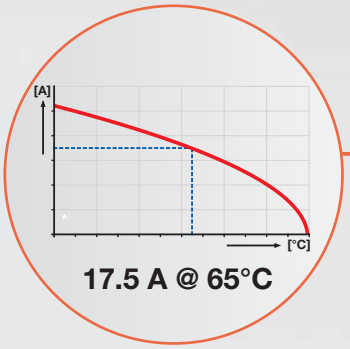


**Unique performance**

High power reserves allow applications without restrictions up to the maximum wiring power rating - even in high ambient temperatures.



«ЭЛЕКТРО-ПРОФИ» - http://www.ep.ru



**Less space required**

PUSH IN

Minimum stack height, maximum clamping force and PUSH IN: the SCDN 3.81 simply handles two 7.9 mm flat BCF 3.81 with 1.5 mm² wire end ferrules.






**Maintenance-free, secure, vibration-proof**

PUSH IN spring connection technology: direct connection without tools – simply plug in the prepared conductors – finished! Intuitive operation using large release buttons.

**Complete system for all possible combinations and a comprehensive range of accessories**

**Wire to board**



**Wire to wire**



**Board to board**



**Board to wire**



**Accessories**

| Coding SC-SMT KO GR | Light guide display SC FLA | Cover hood BCZ AH |
|---|---|---|
|  |  |  |



«ЭЛЕКТРО-ПРОФИ» - http://www.ep.ru

# Plug-in connector OMNIMATE Signal 3.81 Brings new dimensions into handling

**Best choice for reflow soldering**

- Reflow strips made from the high temperature material LCP
- Form at high soldering temperatures stability
- Dimensionally stable
- Can be processed without drying (MSL 1)
- Thermal expansion properties similar to a FR4 PCB

**Unique handling**

- Suitable for automatic machine handling, antistatic packaging in tape, tray or tube
- Optional Pick & Place pad supports feeder systems
- Solder flange fixes the strip to the PCB without the use of screws
- An optimised pin end which permits AOI (automated optical inspection)
- Variable pin length to support placement on both sides of the PCB
- Integrated spacing bars improve the flow of heat during the solder process
- Free space in the pin area facilitate the development of the solder meniscus.



**Packaging suitable for use in automated assembly**

Standard belt widths for simple integration into the assembly process.



**Code in advance – process universally**

No additional work required for factory-side reflow-compatible coding.



«ЭЛЕКТРО-ПРОФИ» - http://www.ep.ru





**SMT**

No need for pre-treatment, high temperature material LCP is safe to use during the soldering process.

**Solder flange pin**



Secures to the PCB without a screw

**Integrated bars**



Optimal airflow during reflow soldering

**Rebates in the area of the pin**



Space for the development of the solder meniscus

**Pin tips**



Optimal recognition by the automatic optical inspection device (AOI)



«ЭЛЕКТРО-ПРОФИ» - http://www.ep.ru

# Connectors in 3.81 mm pitch - Series BC/SC 3.81
## Quick selection

= Wire to board
= Board to board
= Wire to wire
= Board to wire



**Orientation**

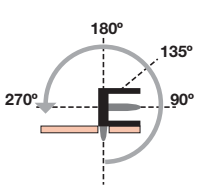


**Male header**



| | | | | | |
|---|---|---|---|---|---|
| | | | Levels | 1 | |
| | | | Orientation | 90° | 180° | 135° | 270° |
| | | | | **Solder connection** | | | |
| | | | Type | SC | SC | SC | SC |
| | | | Flange options | G/F | G/F | G/F | G/F |
| | | | Page | C.84 | C.86 | C.88 | C.90 |
| | | | | **Reflow solder connection** | | | |
| | | | Type | SC-SMT | SC-SMT | SC-SMT | SC-SMT |
| | | | Flange options | G/LF | G/LF | G/LF | G/F |
| | | | Page | C.66 | C.68 | C.70 | C.72 |
| Female plug | Screw |  | **BCZ** | 180° | (G)/F/LR | C.106 | ● | ● | ● | ● |
| | |  | **BCZ** | 90° | (G)/F | C.110 | ● | ● | ● | ● |
| | |  | **BCZ** | 270° | (G)/F | C.111 | ● | ● | ● | ● |
| | PUSH IN |  | **BCF** | 180° | (G)/F/LR | C.112 | ● | ● | ● | ● |
| Socket blocks | Solder connection |  | **BCL SMT** | 90° | (G)/F/LFI | C.116 | ● | ● | ● | ● |
| | |  | **BCL SMT** | 180° | (G)/LFI | C.118 | ● | ● | ● | ● |

**Female plug and header:**
**(G)*** = Closed (without flange)
**F** = Flange with screw
**LFI** = Inverted solder flange with nut
**LR** = Lock & Release lever

* not included in the article description

**Male header and plug:**
**G** = Closed (without flange)
**F** = Screw flange with nut
**LF** = Solder flange with nut
**LR** = Lock & Release lever
**FI** = Inverted flange with screw



«ЭЛЕКТРО-ПРОФИ» - http://www.ep.ru

| Male header | | | | | Male plug |
|---|---|---|---|---|---|
|  | | | | | |
| 2 | | | | | 1 |
| 90° | 180° | 90° | 90° | 180° | 180° |
| Solder connection | | | | | Screw |
| SCD | SCD | SCDN | SCDV | SCDV | SCZ |
| G/F | G/F | G/F | G/F | G/F | G/F/FI/LR |
| C.92 | C.94 | C.96 | C.98 | C.100 | C.102 |
| Reflow solder connection | | | | | |
| SCD-THR | SCD-THR | SCDN-THR | SCDV-THR | SCDV-THR | |
| G/F | G/F | G/F | G/F | G/F | |
| C.74 | C.76 | C.78 | C.80 | C.82 | |
| ● | ● | | ● | ● | ● |
| ● | ● | | ● | ● | ● |
| ● | ● | | ● | ● | ● |
| ● | ● | ● | ● | ● | ● |
| ● | ● | ● | ● | ● | |
| ● | ● | ● | ● | ● | |



«ЭЛЕКТРО-ПРОФИ» - http://www.ep.ru

# Connectors in 3.81 mm pitch
# Series BC/SC 3.81

## SC-SMT 3.81/../90



High-temperature-resistant male header.

- Plugging direction parallel to PCB
- Available in closed (G) and with solder flange (LF).
- Packed either in box (BX) or on anti-static roll (tape-on-reel, RL)
- Pin length of either 1.5 mm or 3.2 mm

Weidmüller's 3.81-mm-pitch (0.15 inch) plug-in connectors are compatible with the layouts of standard connectors and offer space for labelling and coding.

## Product data

IEC: 320 V / 17.5 A
UL: 300 V / 10 A

**For additional articles and information, refer to catalog.weidmueller.com**

**Note:**
- Additional colours on request
- Gold-plated contact surfaces on request
- Rated current related to rated cross-section and min. No. of poles.
- Rated data refer only to the component itself. Clearance and creepage distances to other components are to be designed in accordance with the relevant application standards.
- P on drg. = pitch

## SC-SMT 3.81/../90G Box



**Dimensioned drawing**

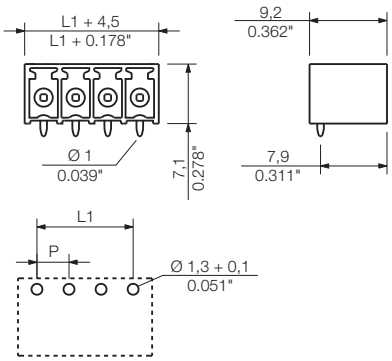


## Technical data

| In compliance with IEC 60664-1 / IEC 61984 | | | | |
|---|---|---|---|---|
| Clamping range, max. | mm² | | | |
| **Solid core H05(07) V-U** | **mm²** | | | |
| Stranded H07 V-R | | | | |
| Flexible H05(07) V-K | mm² | | | |
| Flexible with ferrule | mm² | | | |
| Ferrule with plastic collar | mm² | | | |
| Stripping length | mm | | | |
| Screwdriver blade | mm | | | |
| According to norm | | | | |
| Tightening torque range | Nm | | | |
| **Rated current, max.** | **A** | **17.5** | | **17** |
| At ambient temperature | | 20°C | | 40°C |
| For conductor cross-section | mm² | | | |
| Overvoltage category | | III | III | II |
| Pollution severity | | 3 | 2 | 2 |
| **Rated voltage** | **V** | **160** | **160** | **320** |
| Rated impulse voltage | kV | 2.5 | 2.5 | 2.5 |
| **UL / CUL (Use Group)** | | **B** | **C** | **D** |
| **Rated voltage** | **V** | **300** | | **300** |
| **Rated current** | **A** | **10** | | **10** |
| **AWG conductor** | **AWG** | | **-** | |
| **CSA (Use Group)** | | **B** | **C** | **D** |
| Rated voltage | V | 300 | | 300 |
| Rated current | A | 10 | | 10 |
| AWG conductor | AWG | | - | |
| **General data** | | | | |
| Type of insulation material | | LCP GF | | |
| Flammability class UL 94 | | V-0 | | |
| Contact base material | | Copper alloy | | |
| Material of contact surface | | tinned | | |
| Pin dimensions = d | mm | 1.0, Octagonal | | |
| Solder eyelet Ø = D | mm | 1.3 | | |
| Solder eyelet Ø tolerance | mm | + 0,1 | | |

## Accessories

**Note:** Refer to the Accessories chapter for additional accessories.

| Coding | | Order No. |
|---|---|---|
|  | SC-SMT 3.81 KO GR | **1968900000** |
| | | |
| | | |

## Ordering data

| Solder pin length | | | | 1.5 mm | 3.2 mm |
|---|---|---|---|---|---|
| Colour | | | | black | black |
| **Pitch** | **3.81 mm** | | | | |
| **Pol.** | L1 | (inch) | **Qty.** | **Order No.** | **Order No.** |
| 2 | 3.81 | 0.150 | 50 | **1862960000** | **1862460000** |
| 3 | 7.62 | 0.300 | 50 | **1862970000** | **1862480000** |
| 4 | 11.43 | 0.450 | 50 | **1862980000** | **1862490000** |
| 5 | 15.24 | 0.600 | 50 | **1862990000** | **1862500000** |
| 6 | 19.05 | 0.750 | 50 | **1863000000** | **1862510000** |
| 7 | 22.86 | 0.900 | 50 | **1863040000** | **1862520000** |
| 8 | 26.67 | 1.050 | 50 | **1863050000** | **1862530000** |
| 9 | 30.48 | 1.200 | 50 | **1863060000** | **1862540000** |
| 10 | 34.29 | 1.350 | 50 | **1863070000** | **1862550000** |
| 11 | 38.10 | 1.500 | 50 | **1863080000** | **1862570000** |
| 12 | 41.91 | 1.650 | 50 | **1863090000** | **1862730000** |
| 13 | 45.72 | 1.800 | 50 | **1863100000** | **1862740000** |
| 14 | 49.53 | 1.950 | 50 | **1863110000** | **1862760000** |
| 15 | 53.34 | 2.100 | 50 | **1863120000** | **1862780000** |
| 16 | 57.15 | 2.250 | 50 | **1863130000** | **1862800000** |



«ЭЛЕКТРО-ПРОФИ» - http://www.ep.ru

## SC-SMT 3.81/../90G Tape



**Dimensioned drawing**

### Ordering data

| Solder pin length | | | | 1.5 mm | 3.2 mm |
|---|---|---|---|---|---|
| Colour | | | | black | black |
| **Pitch** | **3.81 mm** | | | | |
| Pol. | L1 | (inch) | Qty. | Order No. | Order No. |
| 2 | 3.81 | 0.150 | 400 | **1863140000** | **1862810000** |
| 3 | 7.62 | 0.300 | 400 | **1863150000** | **1862840000** |
| 4 | 11.43 | 0.450 | 400 | **1863160000** | **1862860000** |
| 5 | 15.24 | 0.600 | 400 | **1863170000** | **1862870000** |
| 6 | 19.05 | 0.750 | 400 | **1863180000** | **1862880000** |
| 7 | 22.86 | 0.900 | 400 | **1863190000** | **1862890000** |
| 8 | 26.67 | 1.050 | 400 | **1863200000** | **1862900000** |
| 9 | 30.48 | 1.200 | 400 | **1863210000** | **1862910000** |
| 10 | 34.29 | 1.350 | 400 | **1863220000** | **1862930000** |

Tape widths: 32, 44, 56, 72, 88

## SC-SMT 3.81/../90LF Box



**Dimensioned drawing**

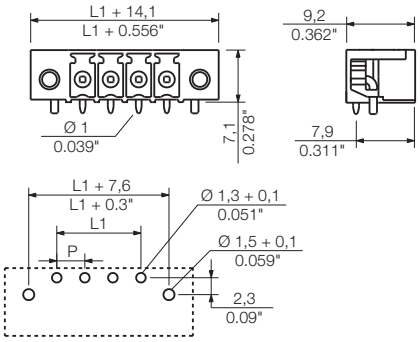


### Ordering data

| Solder pin length | | | | 1.5 mm | 3.2 mm |
|---|---|---|---|---|---|
| Colour | | | | black | black |
| **Pitch** | **3.81 mm** | | | | |
| Pol. | L1 | (inch) | Qty. | Order No. | Order No. |
| 2 | 3.81 | 0.150 | 50 | **1862560000** | **1863670000** |
| 3 | 7.62 | 0.300 | 50 | **1862580000** | **1863680000** |
| 4 | 11.43 | 0.450 | 50 | **1862590000** | **1863690000** |
| 5 | 15.24 | 0.600 | 50 | **1862600000** | **1863700000** |
| 6 | 19.05 | 0.750 | 50 | **1862610000** | **1863710000** |
| 7 | 22.86 | 0.900 | 50 | **1862620000** | **1863740000** |
| 8 | 26.67 | 1.050 | 50 | **1862630000** | **1863760000** |
| 9 | 30.48 | 1.200 | 50 | **1862640000** | **1863770000** |
| 10 | 34.29 | 1.350 | 50 | **1862650000** | **1863790000** |
| 11 | 38.10 | 1.500 | 50 | **1862660000** | **1863810000** |
| 12 | 41.91 | 1.650 | 50 | **1862670000** | **1863820000** |
| 13 | 45.72 | 1.800 | 50 | **1862680000** | **1863840000** |
| 14 | 49.53 | 1.950 | 50 | **1862690000** | **1863850000** |
| 15 | 53.34 | 2.100 | 50 | **1862700000** | **1863860000** |
| 16 | 57.15 | 2.250 | 50 | **1862710000** | **1863870000** |

## SC-SMT 3.81/../90LF Tape



**Dimensioned drawing**

### Ordering data

| Solder pin length | | | | 1.5 mm | 3.2 mm |
|---|---|---|---|---|---|
| Colour | | | | black | black |
| **Pitch** | **3.81 mm** | | | | |
| Pol. | L1 | (inch) | Qty. | Order No. | Order No. |
| 2 | 3.81 | 0.150 | 400 | **1862720000** | **1863890000** |
| 3 | 7.62 | 0.300 | 400 | **1862750000** | **1863970000** |
| 4 | 11.43 | 0.450 | 400 | **1862770000** | **1863980000** |
| 5 | 15.24 | 0.600 | 400 | **1862790000** | **1863990000** |
| 6 | 19.05 | 0.750 | 400 | **1862820000** | **1864000000** |
| 7 | 22.86 | 0.900 | 400 | **1862830000** | **1864010000** |
| 8 | 26.67 | 1.050 | 400 | **1862850000** | **1864020000** |

Tape widths: 32, 44, 56, 72, 88



«ЭЛЕКТРО-ПРОФИ» - http://www.ep.ru

# Connectors in 3.81 mm pitch
# Series BC/SC 3.81

## SC-SMT 3.81/../180



High-temperature-resistant male header.

- Plugging direction is perpendicular to PCB
- Available in closed (G) and with solder flange (LF).
- Packed either in box (BX) or on anti-static roll (tape-on-reel, RL)
- Pin length of either 1.5 mm or 3.2 mm

Weidmüller's 3.81-mm-pitch (0.15 inch) plug-in connectors are compatible with the layouts of standard connectors and offer space for labelling and coding.

## Product data

IEC: 320 V / 17.5 A
UL: 300 V / 10 A

**For additional articles and information, refer to catalog.weidmueller.com**

**Note:**
- Additional colours on request
- Gold-plated contact surfaces on request
- Rated current related to rated cross-section and min. No. of poles.
- Rated data refer only to the component itself. Clearance and creepage distances to other components are to be designed in accordance with the relevant application standards.
- P on drg. = pitch

## SC-SMT 3.81/../180G Box



**Dimensioned drawing**

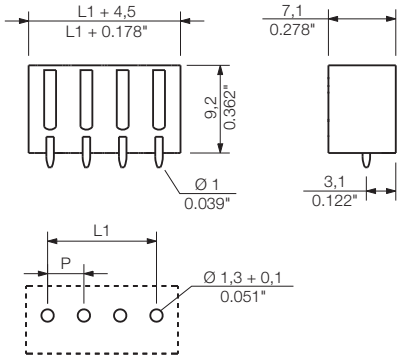


## Technical data

| In compliance with IEC 60664-1 / IEC 61984 | | | | |
|---|---|---|---|---|
| Clamping range, max. | mm² | | | |
| **Solid core H05(07) V-U** | **mm²** | | | |
| Stranded H07 V-R | | | | |
| Flexible H05(07) V-K | mm² | | | |
| Flexible with ferrule | mm² | | | |
| Ferrule with plastic collar | mm² | | | |
| Stripping length | mm | | | |
| Screwdriver blade | mm | | | |
| According to norm | | | | |
| Tightening torque range | Nm | | | |
| **Rated current, max.** | **A** | **17.5** | | **17** |
| At ambient temperature | | 20°C | | 40°C |
| For conductor cross-section | mm² | | | |
| Overvoltage category | | III | III | II |
| Pollution severity | | 3 | 2 | 2 |
| **Rated voltage** | **V** | **160** | **160** | **320** |
| Rated impulse voltage | kV | 2.5 | 2.5 | 2.5 |
| **UL / CUL (Use Group)** | | **B** | **C** | **D** |
| **Rated voltage** | **V** | **300** | | **300** |
| **Rated current** | **A** | **10** | | **10** |
| **AWG conductor** | **AWG** | | **-** | |
| **CSA (Use Group)** | | **B** | **C** | **D** |
| Rated voltage | V | 300 | | 300 |
| Rated current | A | 10 | | 10 |
| AWG conductor | AWG | | - | |
| **General data** | | | | |
| Type of insulation material | | LCP GF | | |
| Flammability class UL 94 | | V-0 | | |
| Contact base material | | Copper alloy | | |
| Material of contact surface | | tinned | | |
| Pin dimensions = d | mm | 1.0, Octagonal | | |
| Solder eyelet Ø = D | mm | 1.3 | | |
| Solder eyelet Ø tolerance | mm | + 0,1 | | |

## Accessories

**Note:** Refer to the Accessories chapter for additional accessories.

| Coding | | Order No. |
|---|---|---|
|  | SC-SMT 3.81 KO GR | **1968900000** |
| | | |
| | | |

## Ordering data

| Solder pin length | | | | 1.5 mm | 3.2 mm |
|---|---|---|---|---|---|
| Colour | | | | black | black |
| **Pitch** | **3.81 mm** | | | | |
| **Pol.** | L1 | (inch) | **Qty.** | **Order No.** | **Order No.** |
| 2 | 3.81 | 0.150 | 50 | **1863720000** | **1862920000** |
| 3 | 7.62 | 0.300 | 50 | **1863730000** | **1862940000** |
| 4 | 11.43 | 0.450 | 50 | **1863750000** | **1862950000** |
| 5 | 15.24 | 0.600 | 50 | **1863780000** | **1863010000** |
| 6 | 19.05 | 0.750 | 50 | **1863830000** | **1863020000** |
| 7 | 22.86 | 0.900 | 50 | **1863880000** | **1863030000** |
| 8 | 26.67 | 1.050 | 50 | **1863900000** | **1863240000** |
| 9 | 30.48 | 1.200 | 50 | **1863910000** | **1863270000** |
| 10 | 34.29 | 1.350 | 50 | **1863920000** | **1863290000** |
| 11 | 38.10 | 1.500 | 50 | **1863930000** | **1863320000** |
| 12 | 41.91 | 1.650 | 50 | **1863940000** | **1863330000** |
| 13 | 45.72 | 1.800 | 50 | **1863950000** | **1863350000** |
| 14 | 49.53 | 1.950 | 50 | **1863960000** | **1863370000** |
| 15 | 53.34 | 2.100 | 50 | **1864030000** | **1863400000** |
| 16 | 57.15 | 2.250 | 50 | **1864040000** | **1863420000** |



«ЭЛЕКТРО-ПРОФИ» - http://www.ep.ru

## SC-SMT 3.81/../180G Tape



**Dimensioned drawing**

### Ordering data

| Solder pin length | | | | 1.5 mm | 3.2 mm |
|---|---|---|---|---|---|
| Colour | | | | black | black |
| **Pitch** | **3.81 mm** | | | | |
| Pol. | L1 | (inch) | Qty. | Order No. | Order No. |
| 2 | 3.81 | 0.150 | 300 | **1864050000** | **1863450000** |
| 3 | 7.62 | 0.300 | 300 | **1864060000** | **1863470000** |
| 4 | 11.43 | 0.450 | 300 | **1864290000** | **1863490000** |
| 5 | 15.24 | 0.600 | 300 | **1864300000** | **1863540000** |
| 6 | 19.05 | 0.750 | 300 | **1864310000** | **1863560000** |
| 7 | 22.86 | 0.900 | 300 | **1864320000** | **1863570000** |
| 8 | 26.67 | 1.050 | 300 | **1864330000** | **1863590000** |
| 9 | 30.48 | 1.200 | 300 | **1864340000** | **1863630000** |
| 10 | 34.29 | 1.350 | 300 | **1864350000** | **1863660000** |

Tape widths: 32, 44, 56, 72, 88

## SC-SMT 3.81/../180LF Box



**Dimensioned drawing**

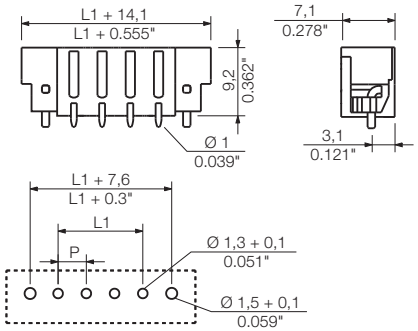


### Ordering data

| Solder pin length | | | | 1.5 mm | 3.2 mm |
|---|---|---|---|---|---|
| Colour | | | | black | black |
| **Pitch** | **3.81 mm** | | | | |
| Pol. | L1 | (inch) | Qty. | Order No. | Order No. |
| 2 | 3.81 | 0.150 | 50 | **1864070000** | **1863230000** |
| 3 | 7.62 | 0.300 | 50 | **1864080000** | **1863250000** |
| 4 | 11.43 | 0.450 | 50 | **1864090000** | **1863260000** |
| 5 | 15.24 | 0.600 | 50 | **1864100000** | **1863280000** |
| 6 | 19.05 | 0.750 | 50 | **1864110000** | **1863300000** |
| 7 | 22.86 | 0.900 | 50 | **1864120000** | **1863310000** |
| 8 | 26.67 | 1.050 | 50 | **1864130000** | **1863340000** |
| 9 | 30.48 | 1.200 | 50 | **1864140000** | **1863360000** |
| 10 | 34.29 | 1.350 | 50 | **1864150000** | **1863380000** |
| 11 | 38.10 | 1.500 | 50 | **1864160000** | **1863390000** |
| 12 | 41.91 | 1.650 | 50 | **1864170000** | **1863410000** |
| 13 | 45.72 | 1.800 | 50 | **1864180000** | **1863430000** |
| 14 | 49.53 | 1.950 | 50 | **1864190000** | **1863440000** |
| 15 | 53.34 | 2.100 | 50 | **1864200000** | **1863460000** |
| 16 | 57.15 | 2.250 | 50 | **1864210000** | **1863480000** |

## SC-SMT 3.81/../180LF Tape



**Dimensioned drawing**

### Ordering data

| Solder pin length | | | | 1.5 mm | 3.2 mm |
|---|---|---|---|---|---|
| Colour | | | | black | black |
| **Pitch** | **3.81 mm** | | | | |
| Pol. | L1 | (inch) | Qty. | Order No. | Order No. |
| 2 | 3.81 | 0.150 | 300 | **1864220000** | **1863500000** |
| 3 | 7.62 | 0.300 | 300 | **1864230000** | **1863510000** |
| 4 | 11.43 | 0.450 | 300 | **1864240000** | **1863530000** |
| 5 | 15.24 | 0.600 | 300 | **1864250000** | **1863580000** |
| 6 | 19.05 | 0.750 | 300 | **1864260000** | **1863600000** |
| 7 | 22.86 | 0.900 | 300 | **1864270000** | **1863620000** |
| 8 | 26.67 | 1.050 | 300 | **1864280000** | **1863640000** |

Tape widths: 32, 44, 56, 72, 88



«ЭЛЕКТРО-ПРОФИ» - http://www.ep.ru

# Connectors in 3.81 mm pitch
# Series BC/SC 3.81

## SC-SMT 3.81/../135



Male header with 135° plugging angle (135° angle between the plugging direction and the solder pin). This corresponds to a 45° angle between the wire orientation and the circuit board.

- Reflow compatible
- Available in closed (G) and with solder flange (LF).
- Pin length of either 1.5 mm or 3.2 mm

Weidmüller's 3.81-mm-pitch (0.15 inch) plug-in connectors are compatible with the layouts of standard connectors and offer space for labelling and coding.

## Product data

IEC: 320 V / 17.5 A
UL: 300 V / 10 A

**For additional articles and information, refer to catalog.weidmueller.com**

**Note:**

- Additional colours on request
- Gold-plated contact surfaces on request
- Rated current related to rated cross-section and min. No. of poles.
- Rated data refer only to the component itself. Clearance and creepage distances to other components are to be designed in accordance with the relevant application standards.
- P on drg. = pitch

## SC-SMT 3.81/../135G



**Dimensioned drawing**

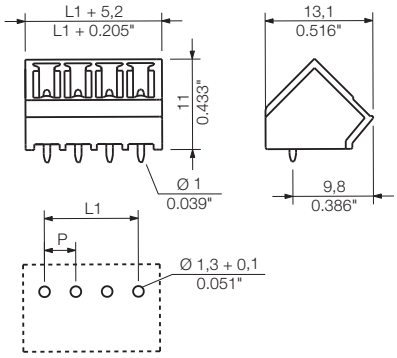


## Technical data

| In compliance with IEC 60664-1 / IEC 61984 | | | | |
|---|---|---|---|---|
| Clamping range, max. | mm² | | | |
| **Solid core H05(07) V-U** | **mm²** | | | |
| Stranded H07 V-R | | | | |
| Flexible H05(07) V-K | mm² | | | |
| Flexible with ferrule | mm² | | | |
| Ferrule with plastic collar | mm² | | | |
| Stripping length | mm | | | |
| Screwdriver blade | mm | | | |
| According to norm | | | | |
| Tightening torque range | Nm | | | |
| **Rated current, max.** | **A** | **17.5** | | **17.5** |
| At ambient temperature | | 20°C | | 40°C |
| For conductor cross-section | mm² | | | |
| Overvoltage category | | III | III | II |
| Pollution severity | | 3 | 2 | 2 |
| **Rated voltage** | **V** | **160** | **160** | **320** |
| Rated impulse voltage | kV | 2.5 | 2.5 | 2.5 |
| **UL / CUL (Use Group)** | | **B** | **C** | **D** |
| **Rated voltage** | **V** | **300** | | **300** |
| **Rated current** | **A** | **10** | | **10** |
| **AWG conductor** | **AWG** | | **-** | |
| **CSA (Use Group)** | | **B** | **C** | **D** |
| Rated voltage | V | 300 | | 300 |
| Rated current | A | 10 | | 10 |
| AWG conductor | AWG | | - | |
| **General data** | | | | |
| Type of insulation material | | LCP GF | | |
| Flammability class UL 94 | | V-0 | | |
| Contact base material | | Copper alloy | | |
| Material of contact surface | | tinned | | |
| Pin dimensions = d | mm | 1.0, Octagonal | | |
| Solder eyelet Ø = D | mm | 1.3 | | |
| Solder eyelet Ø tolerance | mm | + 0,1 | | |

## Accessories

**Note:** Refer to the Accessories chapter for additional accessories.

| Coding | | Order No. |
|---|---|---|
|  | SC-SMT 3.81 KO GR | **1968900000** |
| | | |
| | | |

## Ordering data

| Solder pin length | | | | 1.5 mm | 3.2 mm |
|---|---|---|---|---|---|
| Colour | | | | black | black |
| **Pitch** | **3.81 mm** | | | | |
| **Pol.** | L1 | (inch) | **Qty.** | **Order No.** | **Order No.** |
| 2 | 3.81 | 0.150 | 50 | **1977930000** | **1977200000** |
| 3 | 7.62 | 0.300 | 50 | **1977940000** | **1977210000** |
| 4 | 11.43 | 0.450 | 50 | **1977950000** | **1977220000** |
| 5 | 15.24 | 0.600 | 50 | **1977960000** | **1977230000** |
| 6 | 19.05 | 0.750 | 50 | **1977970000** | **1977240000** |
| 7 | 22.86 | 0.900 | 50 | **1977980000** | **1977250000** |
| 8 | 26.67 | 1.050 | 50 | **1977990000** | **1977690000** |
| 9 | 30.48 | 1.200 | 50 | **1978000000** | **1977700000** |
| 10 | 34.29 | 1.350 | 50 | **1978010000** | **1977710000** |
| 11 | 38.10 | 1.500 | 50 | **1978020000** | **1977720000** |
| 12 | 41.91 | 1.650 | 50 | **1978030000** | **1977730000** |
| 13 | 45.72 | 1.800 | 50 | **1978040000** | **1977740000** |
| 14 | 49.53 | 1.950 | 50 | **1978050000** | **1977750000** |
| 15 | 53.34 | 2.100 | 50 | **1978060000** | **1977760000** |
| 16 | 57.15 | 2.250 | 50 | **1978070000** | **1977770000** |



«ЭЛЕКТРО-ПРОФИ» - http://www.ep.ru

## SC-SMT 3.81/../135LF



**Dimensioned drawing**

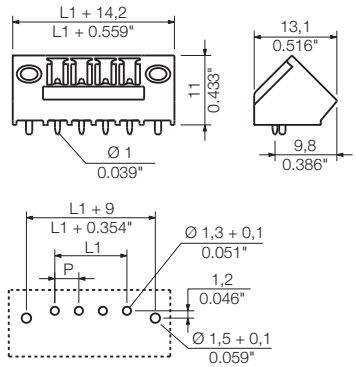


## Ordering data

| Solder pin length | | | | 1.5 mm | 3.2 mm |
|---|---|---|---|---|---|
| Colour | | | | black | black |
| **Pitch 3.81 mm** | | | | | |
| **Pol.** | L1 | (inch) | **Qty.** | **Order No.** | **Order No.** |
| 2 | 3.81 | 0.150 | 50 | **1978380000** | **1978080000** |
| 3 | 7.62 | 0.300 | 50 | **1978390000** | **1978090000** |
| 4 | 11.43 | 0.450 | 50 | **1978400000** | **1978100000** |
| 5 | 15.24 | 0.600 | 50 | **1978410000** | **1978110000** |
| 6 | 19.05 | 0.750 | 50 | **1978420000** | **1978120000** |
| 7 | 22.86 | 0.900 | 50 | **1978430000** | **1978130000** |
| 8 | 26.67 | 1.050 | 50 | **1978440000** | **1978140000** |
| 9 | 30.48 | 1.200 | 50 | **1978450000** | **1978150000** |
| 10 | 34.29 | 1.350 | 50 | **1978460000** | **1978160000** |
| 11 | 38.10 | 1.500 | 50 | **1978470000** | **1978170000** |
| 12 | 41.91 | 1.650 | 50 | **1978480000** | **1978180000** |
| 13 | 45.72 | 1.800 | 50 | **1978490000** | **1978190000** |
| 14 | 49.53 | 1.950 | 50 | **1978500000** | **1978200000** |
| 15 | 53.34 | 2.100 | 50 | **1978510000** | **1978210000** |
| 16 | 57.15 | 2.250 | 50 | **1978520000** | **1978220000** |



«ЭЛЕКТРО-ПРОФИ» - http://www.ep.ru

# Connectors in 3.81 mm pitch
# Series BC/SC 3.81

## SC-SMT 3.81/../270



High-temperature-resistant male header with 270° plugging angle (the angle between the plugging direction and the solder pin). This angle has a plugging direction that is parallel to the circuit board with female plugs plugged in upside down.

- Reflow compatible
- Available in closed (G) version and with screw flange (F).
- Pin length of either 1.5 mm or 3.2 mm

Weidmüller's 3.81-mm-pitch (0.15 inch) plug-in connectors are compatible with the layouts of standard connectors and offer space for labelling and coding.

## Product data

IEC: 320 V / 17.5 A
UL: 300 V / 10 A

**For additional articles and information, refer to catalog.weidmueller.com**

**Note:**

- Gold-plated contact surfaces on request
- Rated current related to rated cross-section and min. No. of poles.
- Rated data refer only to the component itself. Clearance and creepage distances to other components are to be designed in accordance with the relevant application standards.
- P on drg. = pitch

## SC-SMT 3.81/../270G



**Dimensioned drawing**

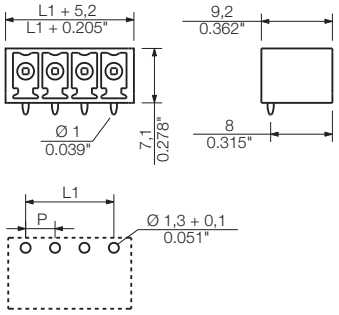


## Technical data

| In compliance with IEC 60664-1 / IEC 61984 | | | | |
|---|---|---|---|---|
| Clamping range, max. | mm² | | | |
| **Solid core H05(07) V-U** | **mm²** | | | |
| Stranded H07 V-R | | | | |
| Flexible H05(07) V-K | mm² | | | |
| Flexible with ferrule | mm² | | | |
| Ferrule with plastic collar | mm² | | | |
| Stripping length | mm | | | |
| Screwdriver blade | mm | | | |
| According to norm | | | | |
| Tightening torque range | Nm | | | |
| **Rated current, max.** | **A** | **17.5** | | **17.5** |
| At ambient temperature | | 20°C | | 40°C |
| For conductor cross-section | mm² | | | |
| Overvoltage category | | III | III | II |
| Pollution severity | | 3 | 2 | 2 |
| **Rated voltage** | **V** | **160** | **160** | **320** |
| Rated impulse voltage | kV | 2.5 | 2.5 | 2.5 |
| **UL / CUL (Use Group)** | | **B** | **C** | **D** |
| **Rated voltage** | **V** | **300** | | **300** |
| **Rated current** | **A** | **10** | | **10** |
| **AWG conductor** | **AWG** | | **-** | |
| **CSA (Use Group)** | | **B** | **C** | **D** |
| Rated voltage | V | 300 | | 300 |
| Rated current | A | 10 | | 10 |
| AWG conductor | AWG | | - | |
| **General data** | | | | |
| Type of insulation material | | LCP GF | | |
| Flammability class UL 94 | | V-0 | | |
| Contact base material | | Copper alloy | | |
| Material of contact surface | | tinned | | |
| Pin dimensions = d | mm | 1.0, Octagonal | | |
| Solder eyelet Ø = D | mm | 1.3 | | |
| Solder eyelet Ø tolerance | mm | + 0,1 | | |

## Accessories

**Note:** Refer to the Accessories chapter for additional accessories.

| Coding | | Order No. |
|---|---|---|
|  | SC-SMT 3.81 KO GR | **1968900000** |
| | | |
| | | |

## Ordering data

| Solder pin length | | | | 1.5 mm | 3.2 mm |
|---|---|---|---|---|---|
| Colour | | | | black | black |
| **Pitch** | **3.81 mm** | | | | |
| **Pol.** | L1 | (inch) | **Qty.** | **Order No.** | **Order No.** |
| 2 | 3.81 | 0.150 | 50 | **1036830000** | **1036480000** |
| 3 | 7.62 | 0.300 | 50 | **1036840000** | **1036490000** |
| 4 | 11.43 | 0.450 | 50 | **1036850000** | **1036510000** |
| 5 | 15.24 | 0.600 | 50 | **1036860000** | **1036520000** |
| 6 | 19.05 | 0.750 | 50 | **1036870000** | **1036530000** |
| 7 | 22.86 | 0.900 | 50 | **1036880000** | **1036540000** |
| 8 | 26.67 | 1.050 | 50 | **1036890000** | **1036550000** |
| 9 | 30.48 | 1.200 | 50 | **1036910000** | **1036560000** |
| 10 | 34.29 | 1.350 | 50 | **1036920000** | **1036570000** |
| 11 | 38.10 | 1.500 | 50 | **1036930000** | **1036580000** |
| 12 | 41.91 | 1.650 | 50 | **1036940000** | **1036590000** |
| 13 | 45.72 | 1.800 | 50 | **1036950000** | **1036610000** |
| 14 | 49.53 | 1.950 | 50 | **1036960000** | **1036620000** |
| 15 | 53.34 | 2.100 | 50 | **1036970000** | **1036630000** |
| 16 | 57.15 | 2.250 | 50 | **1036980000** | **1036640000** |



«ЭЛЕКТРО-ПРОФИ» - http://www.ep.ru

## SC-SMT 3.81/../270F



**Dimensioned drawing**

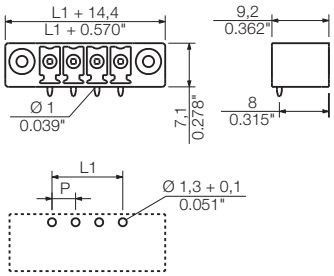


## Ordering data

| Solder pin length | | | | 1.5 mm | 3.2 mm |
|---|---|---|---|---|---|
| Colour | | | | black | black |
| **Pitch** | **3.81 mm** | | | | |
| **Pol.** | L1 | (inch) | **Qty.** | **Order No.** | **Order No.** |
| 2 | 3.81 | 0.150 | 50 | **1037330000** | **1036990000** |
| 3 | 7.62 | 0.300 | 50 | **1037340000** | **1037010000** |
| 4 | 11.43 | 0.450 | 50 | **1037350000** | **1037020000** |
| 5 | 15.24 | 0.600 | 50 | **1037360000** | **1037030000** |
| 6 | 19.05 | 0.750 | 50 | **1037370000** | **1037040000** |
| 7 | 22.86 | 0.900 | 50 | **1037380000** | **1037050000** |
| 8 | 26.67 | 1.050 | 50 | **1037390000** | **1037060000** |
| 9 | 30.48 | 1.200 | 50 | **1037400000** | **1037070000** |
| 10 | 34.29 | 1.350 | 50 | **1037410000** | **1037080000** |
| 11 | 38.10 | 1.500 | 50 | **1037420000** | **1037090000** |
| 12 | 41.91 | 1.650 | 50 | **1037440000** | **1037110000** |
| 13 | 45.72 | 1.800 | 50 | **1037450000** | **1037120000** |
| 14 | 49.53 | 1.950 | 50 | **1037460000** | **1037130000** |
| 15 | 53.34 | 2.100 | 50 | **1037470000** | **1037140000** |
| 16 | 57.15 | 2.250 | 50 | **1037480000** | **1037150000** |



«ЭЛЕКТРО-ПРОФИ» - http://www.ep.ru

# Connectors in 3.81 mm pitch
# Series BC/SC 3.81

## SCD-THR 3.81/../90



High-temperature-resistant, double-level male header for reflow soldering.
- Orientation: 90°
- Designed for front panel applications.
- Available in closed (G) version and with screw flange (F).

Weidmüller's 3.81-mm-pitch (0.15 inch) plug-in connectors are compatible with the layouts of standard connectors and offer space for labelling and coding.

## Product data

IEC: 320 V / 17.5 A
UL: 300 V / 10 A

**For additional articles and information, refer to catalog.weidmueller.com**

**Note:**
- Additional colours on request
- Gold-plated contact surfaces on request
- Rated current related to rated cross-section and min. No. of poles.
- Rated data refer only to the component itself. Clearance and creepage distances to other components are to be designed in accordance with the relevant application standards.
- P on drg. = pitch

## SCD-THR 3.81/../90G



**Dimensioned drawing**

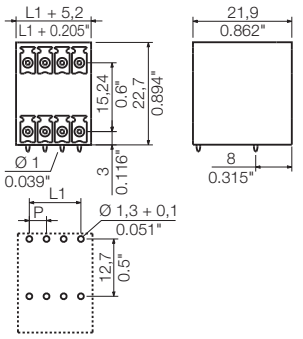


## Technical data

| In compliance with IEC 60664-1 / IEC 61984 | | | | |
|---|---|---|---|---|
| Clamping range, max. | mm² | | | |
| **Solid core H05(07) V-U** | **mm²** | | | |
| Stranded H07 V-R | | | | |
| Flexible H05(07) V-K | mm² | | | |
| Flexible with ferrule | mm² | | | |
| Ferrule with plastic collar | mm² | | | |
| Stripping length | mm | | | |
| Screwdriver blade | mm | | | |
| According to norm | | | | |
| Tightening torque range | Nm | | | |
| **Rated current, max.** | **A** | **17.5** | | **17** |
| At ambient temperature | | 20°C | | 40°C |
| For conductor cross-section | mm² | | | |
| Overvoltage category | | III | III | II |
| Pollution severity | | 3 | 2 | 2 |
| **Rated voltage** | **V** | **160** | **160** | **320** |
| Rated impulse voltage | kV | 2.5 | 2.5 | 2.5 |
| **UL / CUL (Use Group)** | | **B** | **C** | **D** |
| **Rated voltage** | **V** | **300** | | **300** |
| **Rated current** | **A** | **10** | | **10** |
| **AWG conductor** | **AWG** | | **-** | |
| **CSA (Use Group)** | | **B** | **C** | **D** |
| Rated voltage | V | 300 | | 300 |
| Rated current | A | 10 | | 10 |
| AWG conductor | AWG | | - | |
| **General data** | | | | |
| Type of insulation material | | LCP GF | | |
| Flammability class UL 94 | | V-0 | | |
| Contact base material | | Copper alloy | | |
| Material of contact surface | | tinned | | |
| Pin dimensions = d | mm | 1.0, Octagonal | | |
| Solder eyelet Ø = D | mm | 1.3 | | |
| Solder eyelet Ø tolerance | mm | + 0,1 | | |

## Accessories

**Note:** Refer to the Accessories chapter for additional accessories.

| Coding | | Order No. |
|---|---|---|
|  | SC-SMT 3.81 KO GR | **1968900000** |
| | | |
| | | |

## Ordering data

| Solder pin length | | | | 1.5 mm | 3.2 mm |
|---|---|---|---|---|---|
| Colour | | | | black | black |
| **Pitch** | **3.81 mm** | | | | |
| **Pol.** | L1 | (inch) | **Qty.** | **Order No.** | **Order No.** |
| 4 | 3.81 | 0.150 | 50 | **1974030000** | **1973730000** |
| 6 | 7.62 | 0.300 | 50 | **1974040000** | **1973740000** |
| 8 | 11.43 | 0.450 | 50 | **1974050000** | **1973750000** |
| 10 | 15.24 | 0.600 | 50 | **1974060000** | **1973760000** |
| 12 | 19.05 | 0.750 | 50 | **1974070000** | **1973770000** |
| 14 | 22.86 | 0.900 | 50 | **1974080000** | **1973780000** |
| 16 | 26.67 | 1.050 | 50 | **1974090000** | **1973790000** |
| 18 | 30.48 | 1.200 | 50 | **1974100000** | **1973800000** |
| 20 | 34.29 | 1.350 | 50 | **1974110000** | **1973810000** |
| 22 | 38.10 | 1.500 | 50 | **1974120000** | **1973820000** |
| 24 | 41.91 | 1.650 | 50 | **1974130000** | **1973830000** |
| 26 | 45.72 | 1.800 | 20 | **1974140000** | **1973840000** |
| 28 | 49.53 | 1.950 | 20 | **1974150000** | **1973850000** |
| 30 | 53.34 | 2.100 | 20 | **1974160000** | **1973860000** |
| 32 | 57.15 | 2.250 | 20 | **1974170000** | **1973870000** |



«ЭЛЕКТРО-ПРОФИ» - http://www.ep.ru

## SCD-THR 3.81/../90F



**Dimensioned drawing**

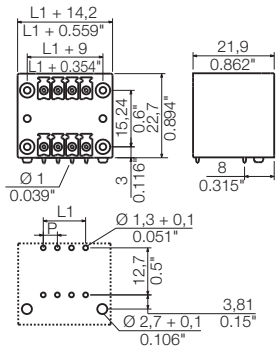


## Ordering data

| Solder pin length | | | | 1.5 mm | 3.2 mm |
|---|---|---|---|---|---|
| Colour | | | | black | black |
| **Pitch** | **3.81 mm** | | | | |
| **Pol.** | L1 | (inch) | **Qty.** | **Order No.** | **Order No.** |
| 4 | 3.81 | 0.150 | 50 | **1974830000** | **1974180000** |
| 6 | 7.62 | 0.300 | 50 | **1974870000** | **1974190000** |
| 8 | 11.43 | 0.450 | 50 | **1974900000** | **1974200000** |
| 10 | 15.24 | 0.600 | 50 | **1974920000** | **1974210000** |
| 12 | 19.05 | 0.750 | 50 | **1974950000** | **1974220000** |
| 14 | 22.86 | 0.900 | 50 | **1974980000** | **1974230000** |
| 16 | 26.67 | 1.050 | 50 | **1974990000** | **1974240000** |
| 18 | 30.48 | 1.200 | 50 | **1975010000** | **1974250000** |
| 20 | 34.29 | 1.350 | 50 | **1975040000** | **1974290000** |
| 22 | 38.10 | 1.500 | 50 | **1975090000** | **1974310000** |
| 24 | 41.91 | 1.650 | 50 | **1975110000** | **1974330000** |
| 26 | 45.72 | 1.800 | 20 | **1975130000** | **1974350000** |
| 28 | 49.53 | 1.950 | 20 | **1975140000** | **1974440000** |
| 30 | 53.34 | 2.100 | 20 | **1975170000** | **1974470000** |
| 32 | 57.15 | 2.250 | 20 | **1975190000** | **1974490000** |



«ЭЛЕКТРО-ПРОФИ» - http://www.ep.ru

# Connectors in 3.81 mm pitch
# Series BC/SC 3.81

## SCD-THR 3.81/../180



High-temperature-resistant, double-level male header for reflow soldering.
- Orientation: 180°
- Available in closed (G) version and with screw flange (F).

Weidmüller's 3.81-mm-pitch (0.15 inch) plug-in connectors are compatible with the layouts of standard connectors and offer space for labelling and coding.

## Product data

IEC: 320 V / 17.5
UL: 300 V / 10 A

**For additional articles and information, refer to catalog.weidmueller.com**

**Note:**
- Additional colours on request
- Gold-plated contact surfaces on request
- Rated current related to rated cross-section and min. No. of poles.
- Rated data refer only to the component itself. Clearance and creepage distances to other components are to be designed in accordance with the relevant application standards.
- P on drg. = pitch

## SCD-THR 3.81/../180G



**Dimensioned drawing**

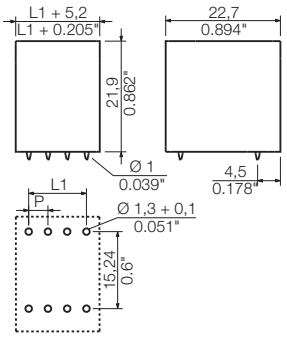


## Technical data

| In compliance with IEC 60664-1 / IEC 61984 | | | | |
|---|---|---|---|---|
| Clamping range, max. | mm² | | | |
| **Solid core H05(07) V-U** | **mm²** | | | |
| Stranded H07 V-R | | | | |
| Flexible H05(07) V-K | mm² | | | |
| Flexible with ferrule | mm² | | | |
| Ferrule with plastic collar | mm² | | | |
| Stripping length | mm | | | |
| Screwdriver blade | mm | | | |
| According to norm | | | | |
| Tightening torque range | Nm | | | |
| **Rated current, max.** | **A** | **17.5** | | **17** |
| At ambient temperature | | 20°C | | 40°C |
| For conductor cross-section | mm² | | | |
| Overvoltage category | | III | III | II |
| Pollution severity | | 3 | 2 | 2 |
| **Rated voltage** | **V** | **160** | **160** | **320** |
| Rated impulse voltage | kV | 2.5 | 2.5 | 2.5 |
| **UL / CUL (Use Group)** | | **B** | **C** | **D** |
| **Rated voltage** | **V** | **300** | | **300** |
| **Rated current** | **A** | **10** | | **10** |
| **AWG conductor** | **AWG** | | **-** | |
| **CSA (Use Group)** | | **B** | **C** | **D** |
| Rated voltage | V | 300 | | 300 |
| Rated current | A | 10 | | 10 |
| AWG conductor | AWG | | - | |
| **General data** | | | | |
| Type of insulation material | | LCP GF | | |
| Flammability class UL 94 | | V-0 | | |
| Contact base material | | Copper alloy | | |
| Material of contact surface | | tinned | | |
| Pin dimensions = d | mm | 1.0, Octagonal | | |
| Solder eyelet Ø = D | mm | 1.3 | | |
| Solder eyelet Ø tolerance | mm | + 0,1 | | |

## Accessories

**Note:** Refer to the Accessories chapter for additional accessories.

| Coding | | Order No. |
|---|---|---|
|  | SC-SMT 3.81 KO GR | **1968900000** |
| | | |
| | | |
| **Mounting screw** | | |
|  | PTSC KA 22X4.5 | **1610740000** |
| | | |
| | | |

## Ordering data

| Solder pin length | | | | 1.5 mm | 3.2 mm |
|---|---|---|---|---|---|
| Colour | | | | black | black |
| **Pitch** | **3.81 mm** | | | | |
| **Pol.** | L1 | (inch) | **Qty.** | **Order No.** | **Order No.** |
| 4 | 3.81 | 0.150 | 50 | **1031290000** | **1030950000** |
| 6 | 7.62 | 0.300 | 50 | **1031310000** | **1030960000** |
| 8 | 11.43 | 0.450 | 50 | **1031320000** | **1030970000** |
| 10 | 15.24 | 0.600 | 50 | **1031330000** | **1030980000** |
| 12 | 19.05 | 0.750 | 50 | **1031340000** | **1030990000** |
| 14 | 22.86 | 0.900 | 50 | **1031350000** | **1031010000** |
| 16 | 26.67 | 1.050 | 50 | **1031360000** | **1031020000** |
| 18 | 30.48 | 1.200 | 50 | **1031370000** | **1031030000** |
| 20 | 34.29 | 1.350 | 50 | **1031380000** | **1031040000** |
| 22 | 38.10 | 1.500 | 50 | **1031390000** | **1031050000** |
| 24 | 41.91 | 1.650 | 50 | **1031410000** | **1031060000** |
| 26 | 45.72 | 1.800 | 20 | **1031420000** | **1031070000** |
| 28 | 49.53 | 1.950 | 20 | **1031430000** | **1031080000** |
| 30 | 53.34 | 2.100 | 20 | **1031440000** | **1031090000** |
| 32 | 57.15 | 2.250 | 20 | **1031450000** | **1031110000** |



«ЭЛЕКТРО-ПРОФИ» - http://www.ep.ru

## SCD-THR 3.81/../180F



**Dimensioned drawing**

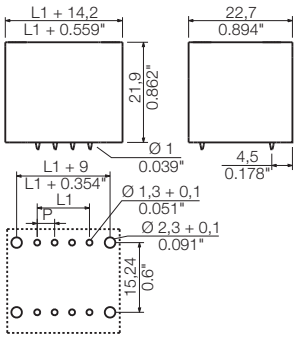


## Ordering data

| Solder pin length | | | | 1.5 mm | 3.2 mm |
|---|---|---|---|---|---|
| Colour | | | | black | black |
| **Pitch 3.81 mm** | | | | | |
| **Pol.** | L1 | (inch) | **Qty.** | **Order No.** | **Order No.** |
| 4 | 3.81 | 0.150 | 50 | **1031860000** | **1031460000** |
| 6 | 7.62 | 0.300 | 50 | **1031870000** | **1031470000** |
| 8 | 11.43 | 0.450 | 50 | **1031890000** | **1031490000** |
| 10 | 15.24 | 0.600 | 50 | **1031910000** | **1031510000** |
| 12 | 19.05 | 0.750 | 50 | **1031920000** | **1031520000** |
| 14 | 22.86 | 0.900 | 50 | **1031930000** | **1031530000** |
| 16 | 26.67 | 1.050 | 50 | **1031940000** | **1031540000** |
| 18 | 30.48 | 1.200 | 50 | **1031950000** | **1031560000** |
| 20 | 34.29 | 1.350 | 50 | **1031960000** | **1031570000** |
| 22 | 38.10 | 1.500 | 50 | **1031970000** | **1031590000** |
| 24 | 41.91 | 1.650 | 50 | **1031990000** | **1031610000** |
| 26 | 45.72 | 1.800 | 20 | **1032040000** | **1031620000** |
| 28 | 49.53 | 1.950 | 20 | **1032050000** | **1031630000** |
| 30 | 53.34 | 2.100 | 20 | **1032060000** | **1031640000** |
| 32 | 57.15 | 2.250 | 20 | **1032070000** | **1031660000** |



«ЭЛЕКТРО-ПРОФИ» - http://www.ep.ru

# Connectors in 3.81 mm pitch
# Series BC/SC 3.81

## SCDN-THR 3.81/../90



Compact double-level male header for reflow soldering process. For use with BCF 3.81 plugs.
- Orientation: 90°
- Designed for front panel applications.
- Available in closed (G) version and with screw flange (F).

Weidmüller's 3.81-mm-pitch (0.15 inch) plug-in connectors are compatible with the layouts of standard connectors and offer space for labelling and coding.

## Product data

IEC: 320 V / 17.5 A
UL: 300 V / 10 A

**For additional articles and information, refer to catalog.weidmueller.com**

**Note:**
- Additional colours on request
- Gold-plated contact surfaces on request
- Rated current related to rated cross-section and min. No. of poles.
- Rated data refer only to the component itself. Clearance and creepage distances to other components are to be designed in accordance with the relevant application standards.
- P on drg. = pitch

## SCDN-THR 3.81/../90G



**Dimensioned drawing**

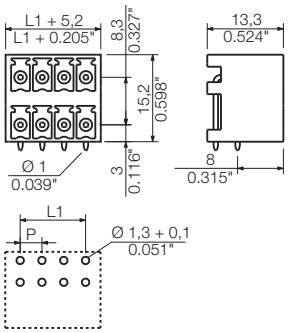


## Technical data

| In compliance with IEC 60664-1 / IEC 61984 | | | | |
|---|---|---|---|---|
| Clamping range, max. | mm² | | | |
| **Solid core H05(07) V-U** | **mm²** | | | |
| Stranded H07 V-R | | | | |
| Flexible H05(07) V-K | mm² | | | |
| Flexible with ferrule | mm² | | | |
| Ferrule with plastic collar | mm² | | | |
| Stripping length | mm | | | |
| Screwdriver blade | mm | | | |
| According to norm | | | | |
| Tightening torque range | Nm | | | |
| **Rated current, max.** | **A** | **17.5** | | **17** |
| At ambient temperature | | 20°C | | 40°C |
| For conductor cross-section | mm² | | | |
| Overvoltage category | | III | III | II |
| Pollution severity | | 3 | 2 | 2 |
| **Rated voltage** | **V** | **160** | **160** | **320** |
| Rated impulse voltage | kV | 2.5 | 2.5 | 2.5 |
| **UL / CUL (Use Group)** | | **B** | **C** | **D** |
| **Rated voltage** | **V** | **300** | | **300** |
| **Rated current** | **A** | **10** | | **10** |
| **AWG conductor** | **AWG** | | **-** | |
| **CSA (Use Group)** | | **B** | **C** | **D** |
| Rated voltage | V | 300 | | 300 |
| Rated current | A | 10 | | 10 |
| AWG conductor | AWG | | - | |
| **General data** | | | | |
| Type of insulation material | | LCP GF | | |
| Flammability class UL 94 | | V-0 | | |
| Contact base material | | Copper alloy | | |
| Material of contact surface | | tinned | | |
| Pin dimensions = d | mm | 1.0, Octagonal | | |
| Solder eyelet Ø = D | mm | 1.3 | | |
| Solder eyelet Ø tolerance | mm | + 0,1 | | |

## Accessories

**Note:** Refer to the Accessories chapter for additional accessories.

| Coding | | Order No. |
|---|---|---|
|  | SC-SMT 3.81 KO GR | **1968900000** |
| | | |
| | | |

## Ordering data

| Solder pin length | | | | 1.5 mm | 3.2 mm |
|---|---|---|---|---|---|
| Colour | | | | black | black |
| **Pitch** | **3.81 mm** | | | | |
| **Pol.** | L1 | (inch) | **Qty.** | **Order No.** | **Order No.** |
| 4 | 3.81 | 0.150 | 50 | **1039270000** | **1038950000** |
| 6 | 7.62 | 0.300 | 50 | **1039280000** | **1038960000** |
| 8 | 11.43 | 0.450 | 50 | **1039290000** | **1038970000** |
| 10 | 15.24 | 0.600 | 50 | **1039300000** | **1038980000** |
| 12 | 19.05 | 0.750 | 50 | **1039310000** | **1038990000** |
| 14 | 22.86 | 0.900 | 50 | **1039320000** | **1039010000** |
| 16 | 26.67 | 1.050 | 50 | **1039330000** | **1039020000** |
| 18 | 30.48 | 1.200 | 50 | **1039340000** | **1039030000** |
| 20 | 34.29 | 1.350 | 50 | **1039350000** | **1039040000** |
| 22 | 38.10 | 1.500 | 50 | **1039370000** | **1039050000** |
| 24 | 41.91 | 1.650 | 50 | **1039380000** | **1039060000** |
| 26 | 45.72 | 1.800 | 20 | **1039390000** | **1039070000** |
| 28 | 49.53 | 1.950 | 20 | **1039410000** | **1039080000** |
| 30 | 53.34 | 2.100 | 20 | **1039420000** | **1039090000** |
| 32 | 57.15 | 2.250 | 20 | **1039430000** | **1039100000** |



«ЭЛЕКТРО-ПРОФИ» - http://www.ep.ru

## SCDN-THR 3.81/../90F



**Dimensioned drawing**

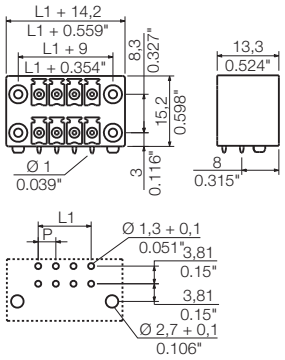


## Ordering data

| Solder pin length | | | | 1.5 mm | 3.2 mm |
|---|---|---|---|---|---|
| Colour | | | | black | black |
| **Pitch** | **3.81 mm** | | | | |
| **Pol.** | L1 | (inch) | **Qty.** | **Order No.** | **Order No.** |
| 4 | 3.81 | 0.150 | 50 | **1040070000** | **1039440000** |
| 6 | 7.62 | 0.300 | 50 | **1040090000** | **1039450000** |
| 8 | 11.43 | 0.450 | 50 | **1040140000** | **1039460000** |
| 10 | 15.24 | 0.600 | 50 | **1040150000** | **1039520000** |
| 12 | 19.05 | 0.750 | 50 | **1040170000** | **1039530000** |
| 14 | 22.86 | 0.900 | 50 | **1040190000** | **1039540000** |
| 16 | 26.67 | 1.050 | 50 | **1040230000** | **1039550000** |
| 18 | 30.48 | 1.200 | 50 | **1040250000** | **1039560000** |
| 20 | 34.29 | 1.350 | 50 | **1040260000** | **1039570000** |
| 22 | 38.10 | 1.500 | 50 | **1040270000** | **1039580000** |
| 24 | 41.91 | 1.650 | 50 | **1040280000** | **1039590000** |
| 26 | 45.72 | 1.800 | 20 | **1040290000** | **1039610000** |
| 28 | 49.53 | 1.950 | 20 | **1040300000** | **1039720000** |
| 30 | 53.34 | 2.100 | 20 | **1040380000** | **1039730000** |
| 32 | 57.15 | 2.250 | 20 | **1040390000** | **1039740000** |



«ЭЛЕКТРО-ПРОФИ» - http://www.ep.ru

# Connectors in 3.81 mm pitch
# Series BC/SC 3.81

## SCDV-THR 3.81/../90



High-temperature-resistant, double-level male header for reflow soldering.
- Orientation: 90°
- Connections at two offset levels and open access to each row.
- Available in Closed (G) version and with screw flange (F).

Weidmüller's 3.81-mm-pitch (0.15 inch) plug-in connectors are compatible with the layouts of standard connectors and offer space for labelling and coding.

## Product data

IEC: 320 V / 17.5
UL: 300 V / 10 A

**For additional articles and information, refer to catalog.weidmueller.com**

**Note:**
- Additional colours on request
- Gold-plated contact surfaces on request
- Rated current related to rated cross-section and min. No. of poles.
- Rated data refer only to the component itself. Clearance and creepage distances to other components are to be designed in accordance with the relevant application standards.
- P on drg. = pitch

## SCDV-THR 3.81/../90G



**Dimensioned drawing**

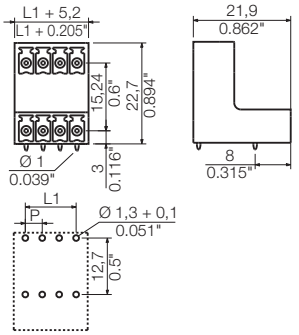


## Technical data

| In compliance with IEC 60664-1 / IEC 61984 | | | | |
|---|---|---|---|---|
| Clamping range, max. | mm² | | | |
| **Solid core H05(07) V-U** | **mm²** | | | |
| Stranded H07 V-R | | | | |
| Flexible H05(07) V-K | mm² | | | |
| Flexible with ferrule | mm² | | | |
| Ferrule with plastic collar | mm² | | | |
| Stripping length | mm | | | |
| Screwdriver blade | mm | | | |
| According to norm | | | | |
| Tightening torque range | Nm | | | |
| **Rated current, max.** | **A** | **17.5** | | **17** |
| At ambient temperature | | 20°C | | 40°C |
| For conductor cross-section | mm² | | | |
| Overvoltage category | | III | III | II |
| Pollution severity | | 3 | 2 | 2 |
| **Rated voltage** | **V** | **160** | **160** | **320** |
| Rated impulse voltage | kV | 2.5 | 2.5 | 2.5 |
| **UL / CUL (Use Group)** | | **B** | **C** | **D** |
| **Rated voltage** | **V** | **300** | | **300** |
| **Rated current** | **A** | **10** | | **10** |
| **AWG conductor** | **AWG** | | **-** | |
| **CSA (Use Group)** | | **B** | **C** | **D** |
| Rated voltage | V | 300 | | 300 |
| Rated current | A | 10 | | 10 |
| AWG conductor | AWG | | - | |
| **General data** | | | | |
| Type of insulation material | | LCP GF | | |
| Flammability class UL 94 | | V-0 | | |
| Contact base material | | Copper alloy | | |
| Material of contact surface | | tinned | | |
| Pin dimensions = d | mm | 1.0, Octagonal | | |
| Solder eyelet Ø = D | mm | 1.3 | | |
| Solder eyelet Ø tolerance | mm | + 0,1 | | |

## Accessories

**Note:** Refer to the Accessories chapter for additional accessories.

| Coding | | Order No. |
|---|---|---|
|  | SC-SMT 3.81 KO GR | **1968900000** |
| | | |
| | | |

## Ordering data

| Solder pin length | | | | 1.5 mm | 3.2 mm |
|---|---|---|---|---|---|
| Colour | | | | black | black |
| **Pitch** | **3.81 mm** | | | | |
| **Pol.** | L1 | (inch) | **Qty.** | **Order No.** | **Order No.** |
| 4 | 3.81 | 0.150 | 50 | **1033820000** | **1033490000** |
| 6 | 7.62 | 0.300 | 50 | **1033830000** | **1033510000** |
| 8 | 11.43 | 0.450 | 50 | **1033840000** | **1033520000** |
| 10 | 15.24 | 0.600 | 50 | **1033850000** | **1033530000** |
| 12 | 19.05 | 0.750 | 50 | **1033860000** | **1033540000** |
| 14 | 22.86 | 0.900 | 50 | **1033870000** | **1033550000** |
| 16 | 26.67 | 1.050 | 50 | **1033880000** | **1033560000** |
| 18 | 30.48 | 1.200 | 50 | **1033890000** | **1033570000** |
| 20 | 34.29 | 1.350 | 50 | **1033900000** | **1033580000** |
| 22 | 38.10 | 1.500 | 50 | **1033910000** | **1033590000** |
| 24 | 41.91 | 1.650 | 50 | **1033920000** | **1033600000** |
| 26 | 45.72 | 1.800 | 20 | **1033930000** | **1033610000** |
| 28 | 49.53 | 1.950 | 20 | **1033940000** | **1033620000** |
| 30 | 53.34 | 2.100 | 20 | **1033950000** | **1033630000** |
| 32 | 57.15 | 2.250 | 20 | **1033960000** | **1033640000** |



«ЭЛЕКТРО-ПРОФИ» - http://www.ep.ru

## SCDV-THR 3.81/../90F



**Dimensioned drawing**

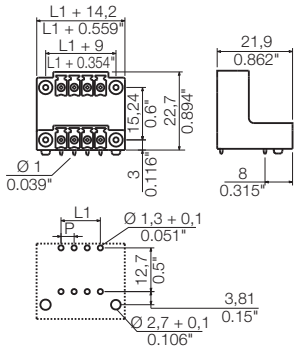


## Ordering data

| Solder pin length | | | | 1.5 mm | 3.2 mm |
|---|---|---|---|---|---|
| Colour | | | | black | black |
| **Pitch** | **3.81 mm** | | | | |
| **Pol.** | L1 | (inch) | **Qty.** | **Order No.** | **Order No.** |
| 4 | 3.81 | 0.150 | 50 | **1034310000** | **1033970000** |
| 6 | 7.62 | 0.300 | 50 | **1034320000** | **1033980000** |
| 8 | 11.43 | 0.450 | 50 | **1034330000** | **1033990000** |
| 10 | 15.24 | 0.600 | 50 | **1034340000** | **1034010000** |
| 12 | 19.05 | 0.750 | 50 | **1034350000** | **1034020000** |
| 14 | 22.86 | 0.900 | 50 | **1034360000** | **1034030000** |
| 16 | 26.67 | 1.050 | 50 | **1034370000** | **1034040000** |
| 18 | 30.48 | 1.200 | 50 | **1034380000** | **1034050000** |
| 20 | 34.29 | 1.350 | 50 | **1034390000** | **1034060000** |
| 22 | 38.10 | 1.500 | 50 | **1034410000** | **1034070000** |
| 24 | 41.91 | 1.650 | 50 | **1034420000** | **1034080000** |
| 26 | 45.72 | 1.800 | 20 | **1034430000** | **1034090000** |
| 28 | 49.53 | 1.950 | 20 | **1034440000** | **1034110000** |
| 30 | 53.34 | 2.100 | 20 | **1034450000** | **1034120000** |
| 32 | 57.15 | 2.250 | 20 | **1034460000** | **1034130000** |



«ЭЛЕКТРО-ПРОФИ» - http://www.ep.ru

# Connectors in 3.81 mm pitch
# Series BC/SC 3.81

## SCDV-THR 3.81/../180



High-temperature-resistant, double-level male header for reflow soldering.
- Outlet direction: 180°
- Connections at two offset levels and open access to each row.
- Available in Closed (G) version and with screw flange (F).

Weidmüller's 3.81-mm-pitch (0.15 inch) plug-in connectors are compatible with the layouts of standard connectors and offer space for labelling and coding.

## Product data

IEC: 320 V / 17.5
UL: 300 V / 10 A

**For additional articles and information, refer to catalog.weidmueller.com**

**Note:**
- Additional colours on request
- Gold-plated contact surfaces on request
- Rated current related to rated cross-section and min. No. of poles.
- Rated data refer only to the component itself. Clearance and creepage distances to other components are to be designed in accordance with the relevant application standards.
- P on drg. = pitch

## SCDV-THR 3.81/../180G



**Dimensioned drawing**

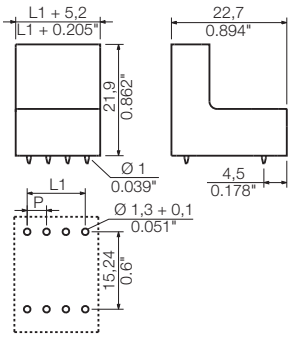


## Technical data

| In compliance with IEC 60664-1 / IEC 61984 | | | | |
|---|---|---|---|---|
| Clamping range, max. | mm² | | | |
| **Solid core H05(07) V-U** | **mm²** | | | |
| Stranded H07 V-R | | | | |
| Flexible H05(07) V-K | mm² | | | |
| Flexible with ferrule | mm² | | | |
| Ferrule with plastic collar | mm² | | | |
| Stripping length | mm | | | |
| Screwdriver blade | mm | | | |
| According to norm | | | | |
| Tightening torque range | Nm | | | |
| **Rated current, max.** | **A** | **17.5** | | **17** |
| At ambient temperature | | 20°C | | 40°C |
| For conductor cross-section | mm² | | | |
| Overvoltage category | | III | III | II |
| Pollution severity | | 3 | 2 | 2 |
| **Rated voltage** | **V** | **160** | **160** | **320** |
| Rated impulse voltage | kV | 2.5 | 2.5 | 2.5 |
| **UL / CUL (Use Group)** | | **B** | **C** | **D** |
| **Rated voltage** | **V** | **300** | | **300** |
| **Rated current** | **A** | **10** | | **10** |
| **AWG conductor** | **AWG** | | **-** | |
| **CSA (Use Group)** | | **B** | **C** | **D** |
| Rated voltage | V | 300 | | 300 |
| Rated current | A | 10 | | 10 |
| AWG conductor | AWG | | - | |
| **General data** | | | | |
| Type of insulation material | | LCP GF | | |
| Flammability class UL 94 | | V-0 | | |
| Contact base material | | Copper alloy | | |
| Material of contact surface | | tinned | | |
| Pin dimensions = d | mm | 1.0, Octagonal | | |
| Solder eyelet Ø = D | mm | 1.3 | | |
| Solder eyelet Ø tolerance | mm | + 0,1 | | |

## Accessories

**Note:** Refer to the Accessories chapter for additional accessories.

| Coding | | Order No. |
|---|---|---|
|  | SC-SMT 3.81 KO GR | **1968900000** |
| | | |
| | | |
| **Mounting screw** | | |
|  | PTSC KA 22X4.5 | **1610740000** |
| | | |
| | | |

## Ordering data

| Solder pin length | | | | 1.5 mm | 3.2 mm |
|---|---|---|---|---|---|
| Colour | | | | black | black |
| **Pitch** | **3.81 mm** | | | | |
| **Pol.** | L1 | (inch) | **Qty.** | **Order No.** | **Order No.** |
| 4 | 3.81 | 0.150 | 50 | **1035790000** | **1035470000** |
| 6 | 7.62 | 0.300 | 50 | **1035800000** | **1035480000** |
| 8 | 11.43 | 0.450 | 50 | **1035810000** | **1035490000** |
| 10 | 15.24 | 0.600 | 50 | **1035820000** | **1035510000** |
| 12 | 19.05 | 0.750 | 50 | **1035830000** | **1035520000** |
| 14 | 22.86 | 0.900 | 50 | **1035840000** | **1035530000** |
| 16 | 26.67 | 1.050 | 50 | **1035850000** | **1035540000** |
| 18 | 30.48 | 1.200 | 50 | **1035860000** | **1035550000** |
| 20 | 34.29 | 1.350 | 50 | **1035870000** | **1035560000** |
| 22 | 38.10 | 1.500 | 50 | **1035880000** | **1035570000** |
| 24 | 41.91 | 1.650 | 50 | **1035890000** | **1035580000** |
| 26 | 45.72 | 1.800 | 20 | **1035910000** | **1035590000** |
| 28 | 49.53 | 1.950 | 20 | **1035920000** | **1035610000** |
| 30 | 53.34 | 2.100 | 20 | **1035930000** | **1035620000** |
| 32 | 57.15 | 2.250 | 20 | **1035940000** | **1035630000** |



«ЭЛЕКТРО-ПРОФИ» - http://www.ep.ru

## SCDV-THR 3.81/../180F



**Dimensioned drawing**

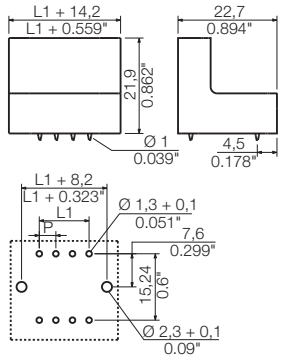


## Ordering data

| Solder pin length | | | | 1.5 mm | 3.2 mm |
|---|---|---|---|---|---|
| Colour | | | | black | black |
| **Pitch** | **3.81 mm** | | | | |
| **Pol.** | L1 | (inch) | **Qty.** | **Order No.** | **Order No.** |
| 4 | 3.81 | 0.150 | 50 | **1036320000** | **1035950000** |
| 6 | 7.62 | 0.300 | 50 | **1036330000** | **1035960000** |
| 8 | 11.43 | 0.450 | 50 | **1036340000** | **1035970000** |
| 10 | 15.24 | 0.600 | 50 | **1036350000** | **1035980000** |
| 12 | 19.05 | 0.750 | 50 | **1036360000** | **1035990000** |
| 14 | 22.86 | 0.900 | 50 | **1036370000** | **1036010000** |
| 16 | 26.67 | 1.050 | 50 | **1036380000** | **1036020000** |
| 18 | 30.48 | 1.200 | 50 | **1036390000** | **1036030000** |
| 20 | 34.29 | 1.350 | 50 | **1036410000** | **1036040000** |
| 22 | 38.10 | 1.500 | 50 | **1036420000** | **1036050000** |
| 24 | 41.91 | 1.650 | 50 | **1036430000** | **1036060000** |
| 26 | 45.72 | 1.800 | 20 | **1036440000** | **1036070000** |
| 28 | 49.53 | 1.950 | 20 | **1036450000** | **1036080000** |
| 30 | 53.34 | 2.100 | 20 | **1036460000** | **1036090000** |
| 32 | 57.15 | 2.250 | 20 | **1036470000** | **1036110000** |



«ЭЛЕКТРО-ПРОФИ» - http://www.ep.ru

# Connectors in 3.81 mm pitch
# Series BC/SC 3.81

## SC 3.81/../90



Male header with plugging direction in parallel to the circuit board.

- Available in closed (G) version and with screw flange (F)

Weidmüller's 3.81-mm-pitch (0.15 inch) plug-in connectors are compatible with the layouts of standard connectors. They support a flood-light display and offer space for labelling and coding.

## Product data

IEC: 320 V / 17.5 A
UL: 300 V / 10 A

**For additional articles and information, refer to catalog.weidmueller.com**

**Note:**
- Additional colours on request
- Gold-plated contact surfaces on request
- Rated current related to rated cross-section and min. No. of poles.
- Rated data refer only to the component itself. Clearance and creepage distances to other components are to be designed in accordance with the relevant application standards.
- P on drg. = pitch

## SC 3.81/../90G



**Dimensioned drawing**

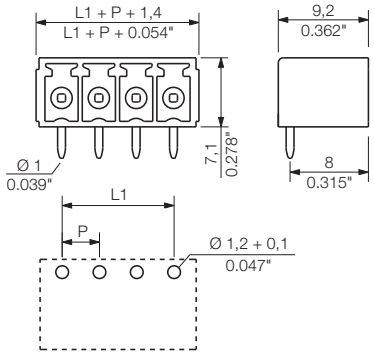


## Technical data

| In compliance with IEC 60664-1 / IEC 61984 | | | | |
|---|---|---|---|---|
| Clamping range, max. | mm² | | | |
| **Solid core H05(07) V-U** | **mm²** | | | |
| Stranded H07 V-R | | | | |
| Flexible H05(07) V-K | mm² | | | |
| Flexible with ferrule | mm² | | | |
| Ferrule with plastic collar | mm² | | | |
| Stripping length | mm | | | |
| Screwdriver blade | mm | | | |
| According to norm | | | | |
| Tightening torque range | Nm | | | |
| **Rated current, max.** | **A** | **17.5** | | **17.5** |
| At ambient temperature | | 20°C | | 40°C |
| For conductor cross-section | mm² | | | |
| Overvoltage category | | III | III | II |
| Pollution severity | | 3 | 2 | 2 |
| **Rated voltage** | **V** | **160** | **160** | **320** |
| Rated impulse voltage | kV | 2.5 | 2.5 | 2.5 |
| **UL / CUL (Use Group)** | | **B** | **C** | **D** |
| **Rated voltage** | **V** | **300** | | **300** |
| **Rated current** | **A** | **10** | | **10** |
| **AWG conductor** | **AWG** | | **-** | |
| **CSA (Use Group)** | | **B** | **C** | **D** |
| Rated voltage | V | 300 | | 300 |
| Rated current | A | 10 | | 10 |
| AWG conductor | AWG | | - | |
| **General data** | | | | |
| Type of insulation material | | PA GF | | |
| Flammability class UL 94 | | V-0 | | |
| Contact base material | | Copper alloy | | |
| Material of contact surface | | tinned | | |
| Pin dimensions = d | mm | 1.0, Octagonal | | |
| Solder eyelet Ø = D | mm | 1.2 | | |
| Solder eyelet Ø tolerance | mm | + 0,1 | | |

## Accessories

**Note:** Refer to the Accessories chapter for additional accessories.

| Coding | | Order No. |
|---|---|---|
|  | SC-SMT 3.81 KO GR | **1968900000** |
| | | |
| | | |

## Ordering data

| Solder pin length | | | | 3.2 mm | 3.2 mm |
|---|---|---|---|---|---|
| Colour | | | | orange | black |
| **Pitch** | **3.81 mm** | | | | |
| **Pol.** | L1 | (inch) | **Qty.** | **Order No.** | **Order No.** |
| 2 | 3.81 | 0.150 | 50 | **1942020000** | **1793130000** |
| 3 | 7.62 | 0.300 | 50 | **1942040000** | **1793140000** |
| 4 | 11.43 | 0.450 | 50 | **1942070000** | **1793150000** |
| 5 | 15.24 | 0.600 | 50 | **1942090000** | **1793160000** |
| 6 | 19.05 | 0.750 | 50 | **1942100000** | **1793170000** |
| 7 | 22.86 | 0.900 | 50 | **1942120000** | **1942350000** |
| 8 | 26.67 | 1.050 | 50 | **1942130000** | **1793180000** |
| 9 | 30.48 | 1.200 | 50 | **1942140000** | **1942360000** |
| 10 | 34.29 | 1.350 | 50 | **1942150000** | **1793190000** |
| 11 | 38.10 | 1.500 | 50 | **1942160000** | **1942370000** |
| 12 | 41.91 | 1.650 | 50 | **1942170000** | **1793200000** |
| 13 | 45.72 | 1.800 | 50 | **1942180000** | **1942380000** |
| 14 | 49.53 | 1.950 | 50 | **1942190000** | **1942390000** |
| 15 | 53.34 | 2.100 | 50 | **1942200000** | **1942400000** |
| 16 | 57.15 | 2.250 | 50 | **1942210000** | **1793210000** |
| 17 | 60.96 | 2.400 | 50 | **1942220000** | **1942410000** |
| 18 | 64.77 | 2.550 | 50 | **1942230000** | **1942420000** |
| 19 | 68.58 | 2.700 | 50 | **1942240000** | **1942430000** |
| 20 | 72.39 | 2.850 | 50 | **1942250000** | **1942440000** |



«ЭЛЕКТРО-ПРОФИ» - http://www.ep.ru

## SC 3.81/../90F



**Dimensioned drawing**

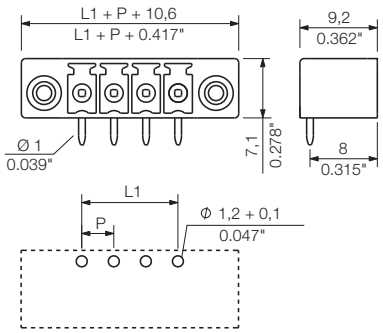


## Ordering data

| Solder pin length | | | | 3.2 mm | 3.2 mm |
|---|---|---|---|---|---|
| Colour | | | | orange | black |
| **Pitch** | **3.81 mm** | | | | |
| **Pol.** | L1 | (inch) | **Qty.** | **Order No.** | **Order No.** |
| 2 | 3.81 | 0.150 | 50 | **1942450000** | **1793330000** |
| 3 | 7.62 | 0.300 | 50 | **1942460000** | **1793340000** |
| 4 | 11.43 | 0.450 | 50 | **1942470000** | **1793350000** |
| 5 | 15.24 | 0.600 | 50 | **1942480000** | **1793360000** |
| 6 | 19.05 | 0.750 | 50 | **1942490000** | **1793370000** |
| 7 | 22.86 | 0.900 | 50 | **1942500000** | **1942740000** |
| 8 | 26.67 | 1.050 | 50 | **1942510000** | **1793380000** |
| 9 | 30.48 | 1.200 | 50 | **1942520000** | **1942750000** |
| 10 | 34.29 | 1.350 | 50 | **1942530000** | **1793390000** |
| 11 | 38.10 | 1.500 | 50 | **1942540000** | **1942760000** |
| 12 | 41.91 | 1.650 | 50 | **1942550000** | **1793400000** |
| 13 | 45.72 | 1.800 | 50 | **1942560000** | **1942770000** |
| 14 | 49.53 | 1.950 | 50 | **1942570000** | **1942780000** |
| 15 | 53.34 | 2.100 | 50 | **1942580000** | **1942790000** |
| 16 | 57.15 | 2.250 | 50 | **1942590000** | **1793410000** |
| 17 | 60.96 | 2.400 | 50 | **1942600000** | **1942800000** |
| 18 | 64.77 | 2.550 | 50 | **1942610000** | **1942810000** |
| 19 | 68.58 | 2.700 | 50 | **1942620000** | **1942820000** |
| 20 | 72.39 | 2.850 | 50 | **1942630000** | **1942830000** |



«ЭЛЕКТРО-ПРОФИ» - http://www.ep.ru

# Connectors in 3.81 mm pitch
# Series BC/SC 3.81

## SC 3.81/../180



The 180° male header has a perpendicular plugging direction in relation to the circuit board. It is available in closed (G) and screw flange (F) versions.

Weidmüller's 3.81-mm-pitch (0.15 inch) plug-in connectors are compatible with the layouts of standard connectors and offer space for labelling and coding.

## Product data

IEC: 320 V / 17.5 A
UL: 300 V / 10 A

**For additional articles and information, refer to catalog.weidmueller.com**

**Note:**
- Additional colours on request
- Gold-plated contact surfaces on request
- Rated current related to rated cross-section and min. No. of poles.
- Rated data refer only to the component itself. Clearance and creepage distances to other components are to be designed in accordance with the relevant application standards.
- P on drg. = pitch

## SC 3.81/../180G



**Dimensioned drawing**

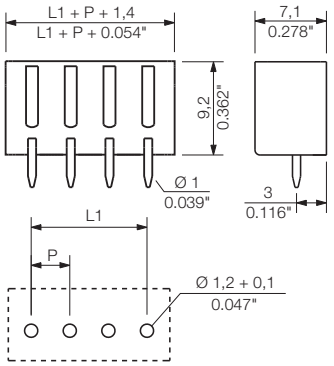


## Technical data

| In compliance with IEC 60664-1 / IEC 61984 | | | | |
|---|---|---|---|---|
| Clamping range, max. | mm² | | | |
| **Solid core H05(07) V-U** | **mm²** | | | |
| Stranded H07 V-R | | | | |
| Flexible H05(07) V-K | mm² | | | |
| Flexible with ferrule | mm² | | | |
| Ferrule with plastic collar | mm² | | | |
| Stripping length | mm | | | |
| Screwdriver blade | mm | | | |
| According to norm | | | | |
| Tightening torque range | Nm | | | |
| **Rated current, max.** | **A** | **17.5** | | **17.5** |
| At ambient temperature | | 20°C | | 40°C |
| For conductor cross-section | mm² | | | |
| Overvoltage category | | III | III | II |
| Pollution severity | | 3 | 2 | 2 |
| **Rated voltage** | **V** | **160** | **160** | **320** |
| Rated impulse voltage | kV | 2.5 | 2.5 | 2.5 |
| **UL / CUL (Use Group)** | | **B** | **C** | **D** |
| **Rated voltage** | **V** | **300** | | **300** |
| **Rated current** | **A** | **10** | | **10** |
| **AWG conductor** | **AWG** | | **-** | |
| **CSA (Use Group)** | | **B** | **C** | **D** |
| Rated voltage | V | 300 | | 300 |
| Rated current | A | 10 | | 10 |
| AWG conductor | AWG | | - | |
| **General data** | | | | |
| Type of insulation material | | PA GF | | |
| Flammability class UL 94 | | V-0 | | |
| Contact base material | | Copper alloy | | |
| Material of contact surface | | tinned | | |
| Pin dimensions = d | mm | 1.0, Octagonal | | |
| Solder eyelet Ø = D | mm | 1.2 | | |
| Solder eyelet Ø tolerance | mm | + 0,1 | | |

## Accessories

**Note:** Refer to the Accessories chapter for additional accessories.

| Coding | | Order No. |
|---|---|---|
|  | SC-SMT 3.81 KO GR | **1968900000** |
| **Mounting screw** | | |
|  | PTSC KA 22X4.5 | **1610740000** |

## Ordering data

| Solder pin length | | | | 3.2 mm | 3.2 mm |
|---|---|---|---|---|---|
| Colour | | | | orange | black |
| **Pitch** | **3.81 mm** | | | | |
| **Pol.** | L1 | (inch) | **Qty.** | **Order No.** | **Order No.** |
| 2 | 3.81 | 0.150 | 50 | **1942840000** | **1793520000** |
| 3 | 7.62 | 0.300 | 50 | **1942850000** | **1793530000** |
| 4 | 11.43 | 0.450 | 50 | **1942860000** | **1793540000** |
| 5 | 15.24 | 0.600 | 50 | **1942870000** | **1793550000** |
| 6 | 19.05 | 0.750 | 50 | **1942880000** | **1793560000** |
| 7 | 22.86 | 0.900 | 50 | **1942890000** | **1871490000** |
| 8 | 26.67 | 1.050 | 50 | **1942900000** | **1793570000** |
| 9 | 30.48 | 1.200 | 50 | **1942910000** | **1871470000** |
| 10 | 34.29 | 1.350 | 50 | **1942920000** | **1793580000** |
| 11 | 38.10 | 1.500 | 50 | **1942930000** | **1943100000** |
| 12 | 41.91 | 1.650 | 50 | **1942940000** | **1793590000** |
| 13 | 45.72 | 1.800 | 50 | **1942950000** | **1943110000** |
| 14 | 49.53 | 1.950 | 50 | **1942960000** | **1943120000** |
| 15 | 53.34 | 2.100 | 50 | **1942970000** | **1943130000** |
| 16 | 57.15 | 2.250 | 50 | **1942980000** | **1793600000** |
| 17 | 60.96 | 2.400 | 50 | **1942990000** | **1943140000** |
| 18 | 64.77 | 2.550 | 50 | **1943000000** | **1943150000** |
| 19 | 68.58 | 2.700 | 50 | **1943010000** | **1943160000** |
| 20 | 72.39 | 2.850 | 50 | **1943020000** | **1943170000** |



«ЭЛЕКТРО-ПРОФИ» - http://www.ep.ru

## SC 3.81/../180F



**Dimensioned drawing**

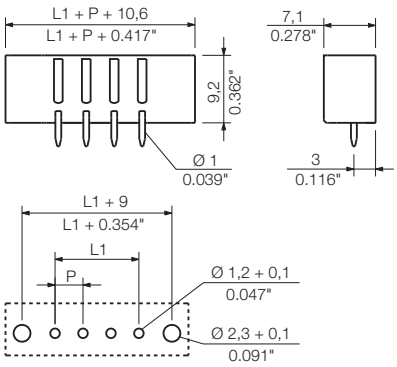


## Ordering data

| Solder pin length | | | | 3.2 mm | 3.2 mm |
|---|---|---|---|---|---|
| Colour | | | | orange | black |
| **Pitch** | **3.81 mm** | | | | |
| **Pol.** | L1 | (inch) | **Qty.** | **Order No.** | **Order No.** |
| 2 | 3.81 | 0.150 | 50 | **1943180000** | **1793700000** |
| 3 | 7.62 | 0.300 | 50 | **1943190000** | **1793710000** |
| 4 | 11.43 | 0.450 | 50 | **1943200000** | **1793720000** |
| 5 | 15.24 | 0.600 | 50 | **1943210000** | **1793730000** |
| 6 | 19.05 | 0.750 | 50 | **1943220000** | **1793740000** |
| 7 | 22.86 | 0.900 | 50 | **1943230000** | **1837010000** |
| 8 | 26.67 | 1.050 | 50 | **1943240000** | **1793750000** |
| 9 | 30.48 | 1.200 | 50 | **1943250000** | **1943470000** |
| 10 | 34.29 | 1.350 | 50 | **1943260000** | **1793760000** |
| 11 | 38.10 | 1.500 | 50 | **1943270000** | **1943480000** |
| 12 | 41.91 | 1.650 | 50 | **1943280000** | **1793770000** |
| 13 | 45.72 | 1.800 | 50 | **1943290000** | **1943490000** |
| 14 | 49.53 | 1.950 | 50 | **1943300000** | **1943500000** |
| 15 | 53.34 | 2.100 | 50 | **1943310000** | **1943510000** |
| 16 | 57.15 | 2.250 | 50 | **1943320000** | **1793780000** |
| 17 | 60.96 | 2.400 | 50 | **1943330000** | **1943520000** |
| 18 | 64.77 | 2.550 | 50 | **1943340000** | **1943530000** |
| 19 | 68.58 | 2.700 | 50 | **1943350000** | **1943540000** |
| 20 | 72.39 | 2.850 | 50 | **1943360000** | **1943550000** |



«ЭЛЕКТРО-ПРОФИ» - http://www.ep.ru

# Connectors in 3.81 mm pitch
# Series BC/SC 3.81

## SC 3.81/../135



Male header with 135° plugging angle – (135° angle between the plugging direction and the solder pin). This corresponds to a 45° angle between the wire outlet and the circuit board.

- Available in Closed (G) version and with screw flange (F).

Weidmüller's 3.81-mm-pitch (0.15 inch) plug-in connectors are compatible with the layouts of standard connectors and offer space for labelling and coding.

## Product data

IEC: 320 V / 17.5 A
UL: 300 V / 10 A

**For additional articles and information, refer to catalog.weidmueller.com**

**Note:**

- Additional colours on request
- Gold-plated contact surfaces on request
- Rated current related to rated cross-section and min. No. of poles.
- Rated data refer only to the component itself. Clearance and creepage distances to other components are to be designed in accordance with the relevant application standards.
- P on drg. = pitch

## SC 3.81/../135G



**Dimensioned drawing**

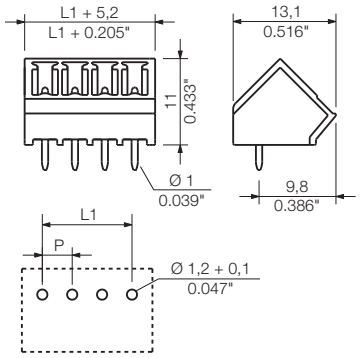


## Technical data

| In compliance with IEC 60664-1 / IEC 61984 | | | | |
|---|---|---|---|---|
| Clamping range, max. | mm² | | | |
| **Solid core H05(07) V-U** | **mm²** | | | |
| Stranded H07 V-R | | | | |
| Flexible H05(07) V-K | mm² | | | |
| Flexible with ferrule | mm² | | | |
| Ferrule with plastic collar | mm² | | | |
| Stripping length | mm | | | |
| Screwdriver blade | mm | | | |
| According to norm | | | | |
| Tightening torque range | Nm | | | |
| **Rated current, max.** | **A** | **17.5** | | **17.5** |
| At ambient temperature | | 20°C | | 40°C |
| For conductor cross-section | mm² | | | |
| Overvoltage category | | III | III | II |
| Pollution severity | | 3 | 2 | 2 |
| **Rated voltage** | **V** | **160** | **160** | **320** |
| Rated impulse voltage | kV | 2.5 | 2.5 | 2.5 |
| **UL / CUL (Use Group)** | | **B** | **C** | **D** |
| **Rated voltage** | **V** | **300** | | **300** |
| **Rated current** | **A** | **10** | | **10** |
| **AWG conductor** | **AWG** | | **-** | |
| **CSA (Use Group)** | | **B** | **C** | **D** |
| Rated voltage | V | 300 | | 300 |
| Rated current | A | 10 | | 10 |
| AWG conductor | AWG | | - | |
| **General data** | | | | |
| Type of insulation material | | PA GF | | |
| Flammability class UL 94 | | V-0 | | |
| Contact base material | | Copper alloy | | |
| Material of contact surface | | tinned | | |
| Pin dimensions = d | mm | 1.0, Octagonal | | |
| Solder eyelet Ø = D | mm | 1.2 | | |
| Solder eyelet Ø tolerance | mm | + 0,1 | | |

## Accessories

**Note:** Refer to the Accessories chapter for additional accessories.

| Coding | | Order No. |
|---|---|---|
|  | SC-SMT 3.81 KO GR | **1968900000** |
| | | |
| | | |

## Ordering data

| Solder pin length | | | | 3.2 mm | 3.2 mm |
|---|---|---|---|---|---|
| Colour | | | | orange | black |
| **Pitch** | **3.81 mm** | | | | |
| **Pol.** | L1 | (inch) | **Qty.** | **Order No.** | **Order No.** |
| 2 | 3.81 | 0.150 | 50 | **1975720000** | **1976380000** |
| 3 | 7.62 | 0.300 | 50 | **1975770000** | **1976400000** |
| 4 | 11.43 | 0.450 | 50 | **1975800000** | **1976420000** |
| 5 | 15.24 | 0.600 | 50 | **1975810000** | **1976450000** |
| 6 | 19.05 | 0.750 | 50 | **1975880000** | **1976460000** |
| 7 | 22.86 | 0.900 | 50 | **1975900000** | **1976510000** |
| 8 | 26.67 | 1.050 | 50 | **1975920000** | **1976540000** |
| 9 | 30.48 | 1.200 | 50 | **1975930000** | **1976560000** |
| 10 | 34.29 | 1.350 | 50 | **1975940000** | **1976600000** |
| 11 | 38.10 | 1.500 | 50 | **1975950000** | **1976630000** |
| 12 | 41.91 | 1.650 | 50 | **1975960000** | **1976660000** |
| 13 | 45.72 | 1.800 | 50 | **1975970000** | **1976700000** |
| 14 | 49.53 | 1.950 | 50 | **1975980000** | **1976710000** |
| 15 | 53.34 | 2.100 | 50 | **1975990000** | **1976720000** |
| 16 | 57.15 | 2.250 | 50 | **1976000000** | **1976730000** |



«ЭЛЕКТРО-ПРОФИ» - http://www.ep.ru

## SC 3.81/../135F



**Dimensioned drawing**

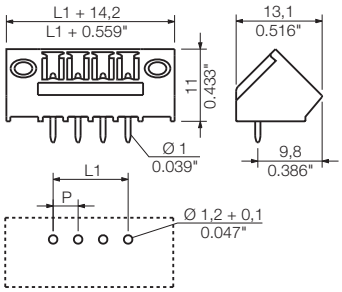


## Ordering data

| Solder pin length | | | | 3.2 mm | 3.2 mm |
|---|---|---|---|---|---|
| Colour | | | | orange | black |
| **Pitch** | **3.81 mm** | | | | |
| **Pol.** | L1 | (inch) | **Qty.** | **Order No.** | **Order No.** |
| 2 | 3.81 | 0.150 | 50 | **1976740000** | **1977040000** |
| 3 | 7.62 | 0.300 | 50 | **1976750000** | **1977050000** |
| 4 | 11.43 | 0.450 | 50 | **1976760000** | **1977060000** |
| 5 | 15.24 | 0.600 | 50 | **1976770000** | **1977070000** |
| 6 | 19.05 | 0.750 | 50 | **1976780000** | **1977080000** |
| 7 | 22.86 | 0.900 | 50 | **1976790000** | **1977090000** |
| 8 | 26.67 | 1.050 | 50 | **1976800000** | **1977100000** |
| 9 | 30.48 | 1.200 | 50 | **1976810000** | **1977110000** |
| 10 | 34.29 | 1.350 | 50 | **1976820000** | **1977120000** |
| 11 | 38.10 | 1.500 | 50 | **1976830000** | **1977130000** |
| 12 | 41.91 | 1.650 | 50 | **1976840000** | **1977140000** |
| 13 | 45.72 | 1.800 | 50 | **1976850000** | **1977150000** |
| 14 | 49.53 | 1.950 | 50 | **1976860000** | **1977160000** |
| 15 | 53.34 | 2.100 | 50 | **1976870000** | **1977170000** |
| 16 | 57.15 | 2.250 | 50 | **1976880000** | **1977180000** |



«ЭЛЕКТРО-ПРОФИ» - http://www.ep.ru

# Connectors in 3.81 mm pitch
# Series BC/SC 3.81

## SC 3.81/../270



Male header with 270° plugging angle (270° angle between the plugging direction and the solder pin). This angle has a plugging direction that is parallel to the circuit board with female plugs plugged in upside down.

- Available in closed (G) version and with screw flange (F).

Weidmüller's 3.81-mm-pitch (0.15 inch) plug-in connectors are compatible with the layouts of standard connectors and offer space for labelling and coding.

## Product data

IEC: 320 V / 17.5 A
UL: 300 V / 10 A

**For additional articles and information, refer to catalog.weidmueller.com**

**Note:**

- Additional colours on request
- Gold-plated contact surfaces on request
- Rated current related to rated cross-section and min. No. of poles.
- Rated data refer only to the component itself. Clearance and creepage distances to other components are to be designed in accordance with the relevant application standards.
- P on drg. = pitch

## SC 3.81/../270G



**Dimensioned drawing**

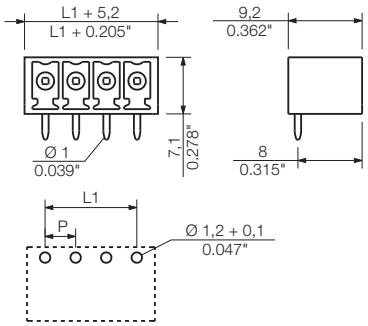


## Technical data

| In compliance with IEC 60664-1 / IEC 61984 | | | | |
|---|---|---|---|---|
| Clamping range, max. | mm² | | | |
| **Solid core H05(07) V-U** | **mm²** | | | |
| Stranded H07 V-R | | | | |
| Flexible H05(07) V-K | mm² | | | |
| Flexible with ferrule | mm² | | | |
| Ferrule with plastic collar | mm² | | | |
| Stripping length | mm | | | |
| Screwdriver blade | mm | | | |
| According to norm | | | | |
| Tightening torque range | Nm | | | |
| **Rated current, max.** | **A** | **17.5** | | **17.5** |
| At ambient temperature | | 20°C | | 40°C |
| For conductor cross-section | mm² | | | |
| Overvoltage category | | III | III | II |
| Pollution severity | | 3 | 2 | 2 |
| **Rated voltage** | **V** | **160** | **160** | **320** |
| Rated impulse voltage | kV | 2.5 | 2.5 | 2.5 |
| **UL / CUL (Use Group)** | | **B** | **C** | **D** |
| **Rated voltage** | **V** | **300** | | **300** |
| **Rated current** | **A** | **10** | | **10** |
| **AWG conductor** | **AWG** | | **-** | |
| **CSA (Use Group)** | | **B** | **C** | **D** |
| Rated voltage | V | 300 | | 300 |
| Rated current | A | 10 | | 10 |
| AWG conductor | AWG | | - | |
| **General data** | | | | |
| Type of insulation material | | PA GF | | |
| Flammability class UL 94 | | V-0 | | |
| Contact base material | | Copper alloy | | |
| Material of contact surface | | tinned | | |
| Pin dimensions = d | mm | 1.0, Octagonal | | |
| Solder eyelet Ø = D | mm | 1.2 | | |
| Solder eyelet Ø tolerance | mm | + 0,1 | | |

## Accessories

**Note:** Refer to the Accessories chapter for additional accessories.

| Coding | | Order No. |
|---|---|---|
|  | SC-SMT 3.81 KO GR | **1968900000** |
| | | |
| | | |

## Ordering data

| Solder pin length | | | | 3.2 mm | 3.2 mm |
|---|---|---|---|---|---|
| Colour | | | | orange | black |
| **Pitch** | **3.81 mm** | | | | |
| **Pol.** | L1 | (inch) | **Qty.** | **Order No.** | **Order No.** |
| 2 | 3.81 | 0.150 | 50 | **1037490000** | **1037870000** |
| 3 | 7.62 | 0.300 | 50 | **1037510000** | **1037880000** |
| 4 | 11.43 | 0.450 | 50 | **1037520000** | **1037890000** |
| 5 | 15.24 | 0.600 | 50 | **1037530000** | **1037910000** |
| 6 | 19.05 | 0.750 | 50 | **1037540000** | **1037920000** |
| 7 | 22.86 | 0.900 | 50 | **1037550000** | **1037930000** |
| 8 | 26.67 | 1.050 | 50 | **1037560000** | **1921620000** |
| 9 | 30.48 | 1.200 | 50 | **1037570000** | **1037940000** |
| 10 | 34.29 | 1.350 | 50 | **1037580000** | **1037950000** |
| 11 | 38.10 | 1.500 | 50 | **1037590000** | **1037960000** |
| 12 | 41.91 | 1.650 | 50 | **1037610000** | **1037970000** |
| 13 | 45.72 | 1.800 | 50 | **1037620000** | **1037980000** |
| 14 | 49.53 | 1.950 | 50 | **1037630000** | **1037990000** |
| 15 | 53.34 | 2.100 | 50 | **1037640000** | **1038010000** |
| 16 | 57.15 | 2.250 | 50 | **1037650000** | **1038020000** |



«ЭЛЕКТРО-ПРОФИ» - http://www.ep.ru

## SC 3.81/../270F



**Dimensioned drawing**

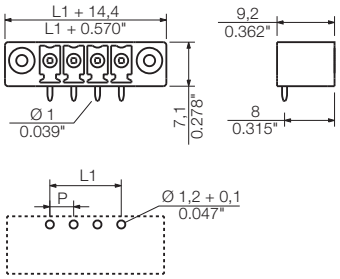


## Ordering data

| Solder pin length | | | | 3.2 mm | 3.2 mm |
|---|---|---|---|---|---|
| Colour | | | | orange | black |
| **Pitch** | **3.81 mm** | | | | |
| **Pol.** | L1 | (inch) | **Qty.** | **Order No.** | **Order No.** |
| 2 | 3.81 | 0.150 | 50 | **1038040000** | **1038410000** |
| 3 | 7.62 | 0.300 | 50 | **1038050000** | **1038420000** |
| 4 | 11.43 | 0.450 | 50 | **1038060000** | **1038430000** |
| 5 | 15.24 | 0.600 | 50 | **1038070000** | **1038440000** |
| 6 | 19.05 | 0.750 | 50 | **1038080000** | **1038450000** |
| 7 | 22.86 | 0.900 | 50 | **1038090000** | **1038460000** |
| 8 | 26.67 | 1.050 | 50 | **1038110000** | **1038470000** |
| 9 | 30.48 | 1.200 | 50 | **1038130000** | **1038480000** |
| 10 | 34.29 | 1.350 | 50 | **1038140000** | **1038490000** |
| 11 | 38.10 | 1.500 | 50 | **1038150000** | **1038510000** |
| 12 | 41.91 | 1.650 | 50 | **1038160000** | **1038520000** |
| 13 | 45.72 | 1.800 | 50 | **1038170000** | **1038530000** |
| 14 | 49.53 | 1.950 | 50 | **1038180000** | **1038540000** |
| 15 | 53.34 | 2.100 | 50 | **1038190000** | **1038550000** |
| 16 | 57.15 | 2.250 | 50 | **1038210000** | **1038560000** |



«ЭЛЕКТРО-ПРОФИ» - http://www.ep.ru

# Connectors in 3.81 mm pitch
# Series BC/SC 3.81

## SCD 3.81/../90



Double-level male header for wave soldering.

- Outlet direction: 90°
- Connections at the same level with access that is flush over the frontof the board.
- Available in closed (G) version and with screw flange (F).

Weidmüller's 3.81-mm-pitch (0.15 inch) plug-in connectors are compatible with the layouts of standard connectors and offer space for labelling and coding.

## Product data

IEC: 320 V / 17.5 A
UL: 300 V / 10 A

**For additional articles and information, refer to catalog.weidmueller.com**

**Note:**

- Additional colours on request
- Gold-plated contact surfaces on request
- Rated current related to rated cross-section and min. No. of poles.
- Rated data refer only to the component itself. Clearance and creepage distances to other components are to be designed in accordance with the relevant application standards.
- P on drg. = pitch

## SCD 3.81/../90G



**Dimensioned drawing**

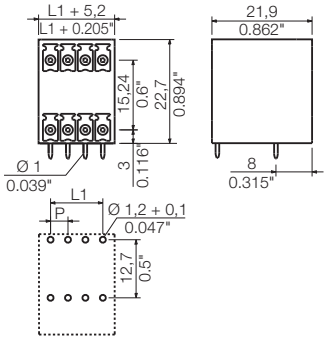


## Technical data

| In compliance with IEC 60664-1 / IEC 61984 | | | | |
|---|---|---|---|---|
| Clamping range, max. | mm² | | | |
| **Solid core H05(07) V-U** | **mm²** | | | |
| Stranded H07 V-R | | | | |
| Flexible H05(07) V-K | mm² | | | |
| Flexible with ferrule | mm² | | | |
| Ferrule with plastic collar | mm² | | | |
| Stripping length | mm | | | |
| Screwdriver blade | mm | | | |
| According to norm | | | | |
| Tightening torque range | Nm | | | |
| **Rated current, max.** | **A** | **17.5** | | **17** |
| At ambient temperature | | 20°C | | 40°C |
| For conductor cross-section | mm² | | | |
| Overvoltage category | | III | III | II |
| Pollution severity | | 3 | 2 | 2 |
| **Rated voltage** | **V** | **160** | **160** | **320** |
| Rated impulse voltage | kV | 2.5 | 2.5 | 2.5 |
| **UL / CUL (Use Group)** | | **B** | **C** | **D** |
| **Rated voltage** | **V** | **300** | | **300** |
| **Rated current** | **A** | **10** | | **10** |
| **AWG conductor** | **AWG** | | **-** | |
| **CSA (Use Group)** | | **B** | **C** | **D** |
| Rated voltage | V | 300 | | 300 |
| Rated current | A | 10 | | 10 |
| AWG conductor | AWG | | - | |
| **General data** | | | | |
| Type of insulation material | | PA GF | | |
| Flammability class UL 94 | | V-0 | | |
| Contact base material | | Copper alloy | | |
| Material of contact surface | | tinned | | |
| Pin dimensions = d | mm | 1.0, Octagonal | | |
| Solder eyelet Ø = D | mm | 1.2 | | |
| Solder eyelet Ø tolerance | mm | + 0,1 | | |

## Accessories

**Note:** Refer to the Accessories chapter for additional accessories.

| Coding | | Order No. |
|---|---|---|
|  | SC-SMT 3.81 KO GR | **1968900000** |
| | | |
| | | |

## Ordering data

| Solder pin length | | | | 3.2 mm | 3.2 mm |
|---|---|---|---|---|---|
| Colour | | | | orange | black |
| **Pitch** | **3.81 mm** | | | | |
| **Pol.** | L1 | (inch) | **Qty.** | **Order No.** | **Order No.** |
| 4 | 3.81 | 0.150 | 50 | **1972790000** | **1973100000** |
| 6 | 7.62 | 0.300 | 50 | **1972800000** | **1973110000** |
| 8 | 11.43 | 0.450 | 50 | **1972810000** | **1973120000** |
| 10 | 15.24 | 0.600 | 50 | **1972820000** | **1973130000** |
| 12 | 19.05 | 0.750 | 50 | **1972830000** | **1973140000** |
| 14 | 22.86 | 0.900 | 50 | **1972840000** | **1973150000** |
| 16 | 26.67 | 1.050 | 50 | **1972850000** | **1973160000** |
| 18 | 30.48 | 1.200 | 50 | **1972860000** | **1973170000** |
| 20 | 34.29 | 1.350 | 50 | **1972870000** | **1973180000** |
| 22 | 38.10 | 1.500 | 50 | **1972880000** | **1973200000** |
| 24 | 41.91 | 1.650 | 50 | **1972890000** | **1973210000** |
| 26 | 45.72 | 1.800 | 20 | **1972900000** | **1973220000** |
| 28 | 49.53 | 1.950 | 20 | **1972910000** | **1973230000** |
| 30 | 53.34 | 2.100 | 20 | **1972920000** | **1973240000** |
| 32 | 57.15 | 2.250 | 20 | **1972930000** | **1973250000** |



«ЭЛЕКТРО-ПРОФИ» - http://www.ep.ru

## SCD 3.81/../90F



**Dimensioned drawing**

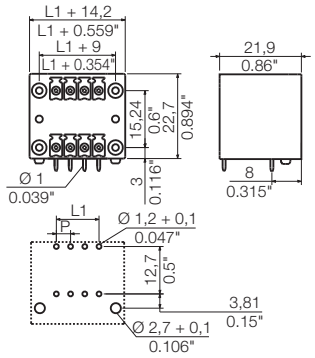


## Ordering data

| Solder pin length | | | | 3.2 mm | 3.2 mm |
|---|---|---|---|---|---|
| Colour | | | | orange | black |
| **Pitch** | **3.81 mm** | | | | |
| **Pol.** | L1 | (inch) | **Qty.** | **Order No.** | **Order No.** |
| 4 | 3.81 | 0.150 | 50 | **1973260000** | **1973580000** |
| 6 | 7.62 | 0.300 | 50 | **1973270000** | **1973590000** |
| 8 | 11.43 | 0.450 | 50 | **1973280000** | **1973600000** |
| 10 | 15.24 | 0.600 | 50 | **1973290000** | **1973610000** |
| 12 | 19.05 | 0.750 | 50 | **1973300000** | **1973620000** |
| 14 | 22.86 | 0.900 | 50 | **1973310000** | **1973630000** |
| 16 | 26.67 | 1.050 | 50 | **1973320000** | **1973640000** |
| 18 | 30.48 | 1.200 | 50 | **1973330000** | **1973650000** |
| 20 | 34.29 | 1.350 | 50 | **1973340000** | **1973660000** |
| 22 | 38.10 | 1.500 | 50 | **1973350000** | **1973670000** |
| 24 | 41.91 | 1.650 | 50 | **1973360000** | **1973680000** |
| 26 | 45.72 | 1.800 | 20 | **1973370000** | **1973690000** |
| 28 | 49.53 | 1.950 | 20 | **1973380000** | **1973700000** |
| 30 | 53.34 | 2.100 | 20 | **1973390000** | **1973710000** |
| 32 | 57.15 | 2.250 | 20 | **1973400000** | **1973720000** |



«ЭЛЕКТРО-ПРОФИ» - http://www.ep.ru

# Connectors in 3.81 mm pitch
# Series BC/SC 3.81

## SCD 3.81/../180



Double-level male header for wave soldering.

- Outlet direction: 180°
- Available in closed (G) version and with screw flange (F).

Weidmüller's 3.81-mm-pitch (0.15 inch) plug-in connectors are compatible with the layouts of standard connectors and offer space for labelling and coding.

## Product data

IEC: 320 V / 17.5
UL: 300 V / 10 A

**For additional articles and information, refer to catalog.weidmueller.com**

**Note:**
- Additional colours on request
- Gold-plated contact surfaces on request
- Rated current related to rated cross-section and min. No. of poles.
- Rated data refer only to the component itself. Clearance and creepage distances to other components are to be designed in accordance with the relevant application standards.
- P on drg. = pitch

## SCD 3.81/../180G



**Dimensioned drawing**

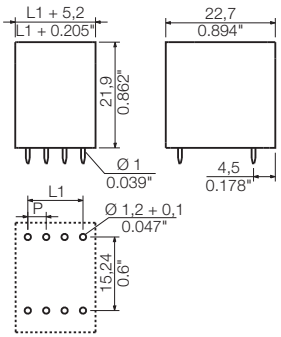


## Technical data

| In compliance with IEC 60664-1 / IEC 61984 | | | | |
|---|---|---|---|---|
| Clamping range, max. | mm² | | | |
| **Solid core H05(07) V-U** | **mm²** | | | |
| Stranded H07 V-R | | | | |
| Flexible H05(07) V-K | mm² | | | |
| Flexible with ferrule | mm² | | | |
| Ferrule with plastic collar | mm² | | | |
| Stripping length | mm | | | |
| Screwdriver blade | mm | | | |
| According to norm | | | | |
| Tightening torque range | Nm | | | |
| **Rated current, max.** | **A** | **17.5** | | **17** |
| At ambient temperature | | 20°C | | 40°C |
| For conductor cross-section | mm² | | | |
| Overvoltage category | | III | III | II |
| Pollution severity | | 3 | 2 | 2 |
| **Rated voltage** | **V** | **160** | **160** | **320** |
| Rated impulse voltage | kV | 2.5 | 2.5 | 2.5 |
| **UL / CUL (Use Group)** | | **B** | **C** | **D** |
| **Rated voltage** | **V** | **300** | | **300** |
| **Rated current** | **A** | **10** | | **10** |
| **AWG conductor** | **AWG** | | **-** | |
| **CSA (Use Group)** | | **B** | **C** | **D** |
| Rated voltage | V | 300 | | 300 |
| Rated current | A | 10 | | 10 |
| AWG conductor | AWG | | - | |
| **General data** | | | | |
| Type of insulation material | | PA GF | | |
| Flammability class UL 94 | | V-0 | | |
| Contact base material | | Copper alloy | | |
| Material of contact surface | | tinned | | |
| Pin dimensions = d | mm | 1.0, Octagonal | | |
| Solder eyelet Ø = D | mm | 1.2 | | |
| Solder eyelet Ø tolerance | mm | + 0,1 | | |

## Accessories

**Note:** Refer to the Accessories chapter for additional accessories.

| Coding | | Order No. |
|---|---|---|
|  | SC-SMT 3.81 KO GR | **1968900000** |
| | | |
| | | |
| **Mounting screw** | | |
|  | PTSC KA 22X4.5 | **1610740000** |
| | | |
| | | |

## Ordering data

| Solder pin length | | | | 3.2 mm | 3.2 mm |
|---|---|---|---|---|---|
| Colour | | | | orange | black |
| **Pitch** | **3.81 mm** | | | | |
| **Pol.** | L1 | (inch) | **Qty.** | **Order No.** | **Order No.** |
| 4 | 3.81 | 0.150 | 50 | **1029920000** | **1030260000** |
| 6 | 7.62 | 0.300 | 50 | **1029940000** | **1030270000** |
| 8 | 11.43 | 0.450 | 50 | **1029950000** | **1030280000** |
| 10 | 15.24 | 0.600 | 50 | **1029960000** | **1030290000** |
| 12 | 19.05 | 0.750 | 50 | **1029970000** | **1030310000** |
| 14 | 22.86 | 0.900 | 50 | **1029980000** | **1030320000** |
| 16 | 26.67 | 1.050 | 50 | **1029990000** | **1030340000** |
| 18 | 30.48 | 1.200 | 50 | **1030010000** | **1030350000** |
| 20 | 34.29 | 1.350 | 50 | **1030020000** | **1030360000** |
| 22 | 38.10 | 1.500 | 50 | **1030030000** | **1030370000** |
| 24 | 41.91 | 1.650 | 50 | **1030040000** | **1030380000** |
| 26 | 45.72 | 1.800 | 20 | **1030050000** | **1030390000** |
| 28 | 49.53 | 1.950 | 20 | **1030060000** | **1030410000** |
| 30 | 53.34 | 2.100 | 20 | **1030070000** | **1030420000** |
| 32 | 57.15 | 2.250 | 20 | **1030080000** | **1030430000** |



«ЭЛЕКТРО-ПРОФИ» - http://www.ep.ru

## SCD 3.81/../180F



**Dimensioned drawing**

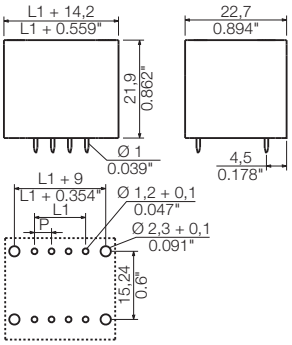


## Ordering data

| Solder pin length | | | | 3.2 mm | 3.2 mm |
|---|---|---|---|---|---|
| Colour | | | | orange | black |
| **Pitch** | **3.81 mm** | | | | |
| **Pol.** | L1 | (inch) | **Qty.** | **Order No.** | **Order No.** |
| 4 | 3.81 | 0.150 | 50 | **1030440000** | **1030780000** |
| 6 | 7.62 | 0.300 | 50 | **1030450000** | **1030790000** |
| 8 | 11.43 | 0.450 | 50 | **1030460000** | **1030810000** |
| 10 | 15.24 | 0.600 | 50 | **1030470000** | **1030820000** |
| 12 | 19.05 | 0.750 | 50 | **1030480000** | **1030830000** |
| 14 | 22.86 | 0.900 | 50 | **1030490000** | **1030840000** |
| 16 | 26.67 | 1.050 | 50 | **1030510000** | **1030850000** |
| 18 | 30.48 | 1.200 | 50 | **1030520000** | **1030860000** |
| 20 | 34.29 | 1.350 | 50 | **1030530000** | **1030870000** |
| 22 | 38.10 | 1.500 | 50 | **1030540000** | **1030880000** |
| 24 | 41.91 | 1.650 | 50 | **1030550000** | **1030890000** |
| 26 | 45.72 | 1.800 | 20 | **1030560000** | **1030910000** |
| 28 | 49.53 | 1.950 | 20 | **1030570000** | **1030920000** |
| 30 | 53.34 | 2.100 | 20 | **1030580000** | **1030930000** |
| 32 | 57.15 | 2.250 | 20 | **1030590000** | **1030940000** |



«ЭЛЕКТРО-ПРОФИ» - http://www.ep.ru

# Connectors in 3.81 mm pitch
# Series BC/SC 3.81

## SCDN 3.81/../90



Compact double-level male header for wave soldering.
- For use with BCF 3.81 (PUSH IN) plugs.
- Orientation: 90°
- Designed for front panel applications.
- Available in closed (G) version or with screw flange (F).

Weidmüller's 3.81-mm-pitch (0.15 inch) plug-in connectors are compatible with the layouts of standard connectors and offer space for labelling and coding.

## Product data

IEC: 320 V / 17.5 A
UL: 300 V / 10 A

**For additional articles and information, refer to catalog.weidmueller.com**

**Note:**
- Additional colours on request
- Gold-plated contact surfaces on request
- Rated current related to rated cross-section and min. No. of poles.
- Rated data refer only to the component itself. Clearance and creepage distances to other components are to be designed in accordance with the relevant application standards.
- P on drg. = pitch

## SCDN 3.81/../90G



**Dimensioned drawing**

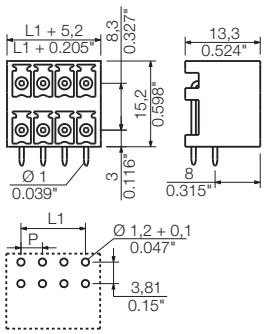


## Technical data

| In compliance with IEC 60664-1 / IEC 61984 | | | | |
|---|---|---|---|---|
| Clamping range, max. | mm² | | | |
| **Solid core H05(07) V-U** | **mm²** | | | |
| Stranded H07 V-R | | | | |
| Flexible H05(07) V-K | mm² | | | |
| Flexible with ferrule | mm² | | | |
| Ferrule with plastic collar | mm² | | | |
| Stripping length | mm | | | |
| Screwdriver blade | mm | | | |
| According to norm | | | | |
| Tightening torque range | Nm | | | |
| **Rated current, max.** | **A** | **17.5** | | **17** |
| At ambient temperature | | 20°C | | 40°C |
| For conductor cross-section | mm² | | | |
| Overvoltage category | | III | III | II |
| Pollution severity | | 3 | 2 | 2 |
| **Rated voltage** | **V** | **160** | **160** | **320** |
| Rated impulse voltage | kV | 2.5 | 2.5 | 2.5 |
| **UL / CUL (Use Group)** | | **B** | **C** | **D** |
| **Rated voltage** | **V** | **300** | | **300** |
| **Rated current** | **A** | **10** | | **10** |
| **AWG conductor** | **AWG** | | **-** | |
| **CSA (Use Group)** | | **B** | **C** | **D** |
| Rated voltage | V | 300 | | 300 |
| Rated current | A | 10 | | 10 |
| AWG conductor | AWG | | - | |
| **General data** | | | | |
| Type of insulation material | | PA GF | | |
| Flammability class UL 94 | | V-0 | | |
| Contact base material | | Copper alloy | | |
| Material of contact surface | | tinned | | |
| Pin dimensions = d | mm | 1.0, Octagonal | | |
| Solder eyelet Ø = D | mm | 1.2 | | |
| Solder eyelet Ø tolerance | mm | + 0,1 | | |

## Accessories

**Note:** Refer to the Accessories chapter for additional accessories.

| Coding | | Order No. |
|---|---|---|
| | SC-SMT 3.81 KO GR | **1968900000** |

## Ordering data

| Solder pin length | | | | 3.2 mm | 3.2 mm |
|---|---|---|---|---|---|
| Colour | | | | orange | black |
| **Pitch** | **3.81 mm** | | | | |
| **Pol.** | L1 | (inch) | **Qty.** | **Order No.** | **Order No.** |
| 4 | 3.81 | 0.150 | 50 | **1040410000** | **1040790000** |
| 6 | 7.62 | 0.300 | 50 | **1040420000** | **1040810000** |
| 8 | 11.43 | 0.450 | 50 | **1040430000** | **1040820000** |
| 10 | 15.24 | 0.600 | 50 | **1040440000** | **1040830000** |
| 12 | 19.05 | 0.750 | 50 | **1040450000** | **1040840000** |
| 14 | 22.86 | 0.900 | 50 | **1040460000** | **1040850000** |
| 16 | 26.67 | 1.050 | 50 | **1040470000** | **1040860000** |
| 18 | 30.48 | 1.200 | 50 | **1040490000** | **1040870000** |
| 20 | 34.29 | 1.350 | 50 | **1040510000** | **1040890000** |
| 22 | 38.10 | 1.500 | 50 | **1040520000** | **1040900000** |
| 24 | 41.91 | 1.650 | 50 | **1040530000** | **1040910000** |
| 26 | 45.72 | 1.800 | 20 | **1040540000** | **1040920000** |
| 28 | 49.53 | 1.950 | 20 | **1040550000** | **1040930000** |
| 30 | 53.34 | 2.100 | 20 | **1040560000** | **1040940000** |
| 32 | 57.15 | 2.250 | 20 | **1040570000** | **1040950000** |



«ЭЛЕКТРО-ПРОФИ» - http://www.ep.ru

## SCDN 3.81/../90F



**Dimensioned drawing**

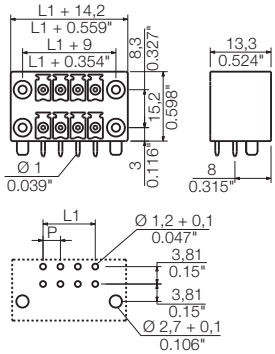


## Ordering data

| Solder pin length | | | | 3.2 mm | 3.2 mm |
|---|---|---|---|---|---|
| Colour | | | | orange | black |
| **Pitch** | **3.81 mm** | | | | |
| **Pol.** | L1 | (inch) | **Qty.** | **Order No.** | **Order No.** |
| 4 | 3.81 | 0.150 | 50 | **1040960000** | **1041290000** |
| 6 | 7.62 | 0.300 | 50 | **1040970000** | **1041310000** |
| 8 | 11.43 | 0.450 | 50 | **1040980000** | **1041320000** |
| 10 | 15.24 | 0.600 | 50 | **1040990000** | **1041330000** |
| 12 | 19.05 | 0.750 | 50 | **1041000000** | **1041340000** |
| 14 | 22.86 | 0.900 | 50 | **1041010000** | **1041350000** |
| 16 | 26.67 | 1.050 | 50 | **1041020000** | **1041360000** |
| 18 | 30.48 | 1.200 | 50 | **1041030000** | **1041370000** |
| 20 | 34.29 | 1.350 | 50 | **1041040000** | **1041380000** |
| 22 | 38.10 | 1.500 | 50 | **1041050000** | **1041390000** |
| 24 | 41.91 | 1.650 | 50 | **1041060000** | **1041430000** |
| 26 | 45.72 | 1.800 | 20 | **1041070000** | **1041450000** |
| 28 | 49.53 | 1.950 | 20 | **1041080000** | **1041460000** |
| 30 | 53.34 | 2.100 | 20 | **1041090000** | **1041470000** |
| 32 | 57.15 | 2.250 | 20 | **1041110000** | **1041480000** |



«ЭЛЕКТРО-ПРОФИ» - http://www.ep.ru

# Connectors in 3.81 mm pitch
# Series BC/SC 3.81

## SCDV 3.81/../90



Double level male header for wave soldering.

- Orientation: 90°
- Connections at two offset levels with open access to each row.
- Available in closed (G) version or with screw flange (F).

Weidmüller's 3.81-mm-pitch (0.15 inch) plug-in connectors are compatible with the layouts of standard connectors and offer space for labelling and coding.

## Product data

IEC: 320 V / 17.5
UL: 300 V / 10 A

**For additional articles and information, refer to catalog.weidmueller.com**

**Note:**

- Additional colours on request
- Gold-plated contact surfaces on request
- Rated current related to rated cross-section and min. No. of poles.
- Rated data refer only to the component itself. Clearance and creepage distances to other components are to be designed in accordance with the relevant application standards.
- P on drg. = pitch

## SCDV 3.81/../90G



**Dimensioned drawing**

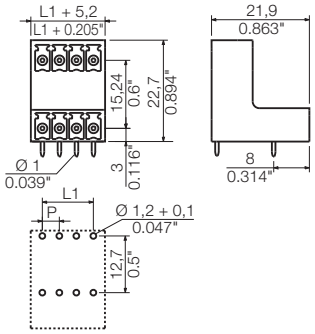


## Technical data

| In compliance with IEC 60664-1 / IEC 61984 | | | | |
|---|---|---|---|---|
| Clamping range, max. | mm² | | | |
| **Solid core H05(07) V-U** | **mm²** | | | |
| Stranded H07 V-R | | | | |
| Flexible H05(07) V-K | mm² | | | |
| Flexible with ferrule | mm² | | | |
| Ferrule with plastic collar | mm² | | | |
| Stripping length | mm | | | |
| Screwdriver blade | mm | | | |
| According to norm | | | | |
| Tightening torque range | Nm | | | |
| **Rated current, max.** | **A** | **17.5** | | **17** |
| At ambient temperature | | 20°C | | 40°C |
| For conductor cross-section | mm² | | | |
| Overvoltage category | | III | III | II |
| Pollution severity | | 3 | 2 | 2 |
| **Rated voltage** | **V** | **160** | **160** | **320** |
| Rated impulse voltage | kV | 2.5 | 2.5 | 2.5 |
| **UL / CUL (Use Group)** | | **B** | **C** | **D** |
| **Rated voltage** | **V** | **300** | | **300** |
| **Rated current** | **A** | **10** | | **10** |
| **AWG conductor** | **AWG** | | **-** | |
| **CSA (Use Group)** | | **B** | **C** | **D** |
| Rated voltage | V | 300 | | 300 |
| Rated current | A | 10 | | 10 |
| AWG conductor | AWG | | - | |
| **General data** | | | | |
| Type of insulation material | | PA GF | | |
| Flammability class UL 94 | | V-0 | | |
| Contact base material | | Copper alloy | | |
| Material of contact surface | | tinned | | |
| Pin dimensions = d | mm | 1.0, Octagonal | | |
| Solder eyelet Ø = D | mm | 1.2 | | |
| Solder eyelet Ø tolerance | mm | + 0,1 | | |

## Accessories

**Note:** Refer to the Accessories chapter for additional accessories.

| Coding | | Order No. |
|---|---|---|
|  | SC-SMT 3.81 KO GR | **1968900000** |
| | | |
| | | |

## Ordering data

| Solder pin length | | | | 3.2 mm | 3.2 mm |
|---|---|---|---|---|---|
| Colour | | | | orange | black |
| **Pitch** | **3.81 mm** | | | | |
| **Pol.** | L1 | (inch) | **Qty.** | **Order No.** | **Order No.** |
| 4 | 3.81 | 0.150 | 50 | **1032090000** | **1032430000** |
| 6 | 7.62 | 0.300 | 50 | **1032110000** | **1032440000** |
| 8 | 11.43 | 0.450 | 50 | **1032120000** | **1032450000** |
| 10 | 15.24 | 0.600 | 50 | **1032130000** | **1032460000** |
| 12 | 19.05 | 0.750 | 50 | **1032140000** | **1032470000** |
| 14 | 22.86 | 0.900 | 50 | **1032150000** | **1032480000** |
| 16 | 26.67 | 1.050 | 50 | **1032160000** | **1032490000** |
| 18 | 30.48 | 1.200 | 50 | **1032170000** | **1032500000** |
| 20 | 34.29 | 1.350 | 50 | **1032190000** | **1032510000** |
| 22 | 38.10 | 1.500 | 50 | **1032200000** | **1032520000** |
| 24 | 41.91 | 1.650 | 50 | **1032210000** | **1032530000** |
| 26 | 45.72 | 1.800 | 20 | **1032220000** | **1032540000** |
| 28 | 49.53 | 1.950 | 20 | **1032230000** | **1032550000** |
| 30 | 53.34 | 2.100 | 20 | **1032240000** | **1032560000** |
| 32 | 57.15 | 2.250 | 20 | **1032250000** | **1032570000** |



«ЭЛЕКТРО-ПРОФИ» - http://www.ep.ru

## SCDV 3.81/../90F



**Dimensioned drawing**

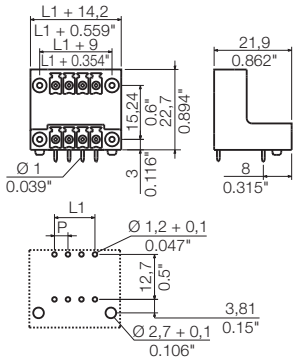


## Ordering data

| Solder pin length | | | | 3.2 mm | 3.2 mm |
|---|---|---|---|---|---|
| Colour | | | | orange | black |
| **Pitch** | **3.81 mm** | | | | |
| **Pol.** | L1 | (inch) | **Qty.** | **Order No.** | **Order No.** |
| 4 | 3.81 | 0.150 | 50 | **1032580000** | **1032920000** |
| 6 | 7.62 | 0.300 | 50 | **1032590000** | **1032930000** |
| 8 | 11.43 | 0.450 | 50 | **1032600000** | **1032940000** |
| 10 | 15.24 | 0.600 | 50 | **1032610000** | **1032950000** |
| 12 | 19.05 | 0.750 | 50 | **1032620000** | **1032960000** |
| 14 | 22.86 | 0.900 | 50 | **1032630000** | **1032970000** |
| 16 | 26.67 | 1.050 | 50 | **1032640000** | **1032990000** |
| 18 | 30.48 | 1.200 | 50 | **1032650000** | **1033010000** |
| 20 | 34.29 | 1.350 | 50 | **1032660000** | **1033020000** |
| 22 | 38.10 | 1.500 | 50 | **1032670000** | **1033030000** |
| 24 | 41.91 | 1.650 | 50 | **1032680000** | **1033040000** |
| 26 | 45.72 | 1.800 | 20 | **1032690000** | **1033050000** |
| 28 | 49.53 | 1.950 | 20 | **1032710000** | **1033060000** |
| 30 | 53.34 | 2.100 | 20 | **1032720000** | **1033070000** |
| 32 | 57.15 | 2.250 | 20 | **1032730000** | **1033090000** |



«ЭЛЕКТРО-ПРОФИ» - http://www.ep.ru

# Connectors in 3.81 mm pitch
# Series BC/SC 3.81

## SCDV 3.81/../180



Double-level male header for wave soldering.

- Orientation: 180°.
- Connections at two offset levels with open access to each row.
- Available in closed (G) version or with screw flange (F).

Weidmüller's 3.81-mm-pitch (0.15 inch) plug-in connectors are compatible with the layouts of standard connectors and offer space for labelling and coding.

## Product data

IEC: 320 V / 17.5
UL: 300 V / 10 A

**For additional articles and information, refer to catalog.weidmueller.com**

**Note:**

- Additional colours on request
- Gold-plated contact surfaces on request
- Rated current related to rated cross-section and min. No. of poles.
- Rated data refer only to the component itself. Clearance and creepage distances to other components are to be designed in accordance with the relevant application standards.
- P on drg. = pitch

## SCDV 3.81/../180G



**Dimensioned drawing**

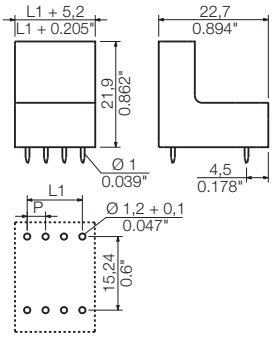


## Technical data

| In compliance with IEC 60664-1 / IEC 61984 | | | | |
|---|---|---|---|---|
| Clamping range, max. | mm² | | | |
| **Solid core H05(07) V-U** | **mm²** | | | |
| Stranded H07 V-R | | | | |
| Flexible H05(07) V-K | mm² | | | |
| Flexible with ferrule | mm² | | | |
| Ferrule with plastic collar | mm² | | | |
| Stripping length | mm | | | |
| Screwdriver blade | mm | | | |
| According to norm | | | | |
| Tightening torque range | Nm | | | |
| **Rated current, max.** | **A** | **17.5** | | **17** |
| At ambient temperature | | 20°C | | 40°C |
| For conductor cross-section | mm² | | | |
| Overvoltage category | | III | III | II |
| Pollution severity | | 3 | 2 | 2 |
| **Rated voltage** | **V** | **160** | **160** | **320** |
| Rated impulse voltage | kV | 2.5 | 2.5 | 2.5 |
| **UL / CUL (Use Group)** | | **B** | **C** | **D** |
| **Rated voltage** | **V** | **300** | | **300** |
| **Rated current** | **A** | **10** | | **10** |
| **AWG conductor** | **AWG** | | **-** | |
| **CSA (Use Group)** | | **B** | **C** | **D** |
| Rated voltage | V | 300 | | 300 |
| Rated current | A | 10 | | 10 |
| AWG conductor | AWG | | - | |
| **General data** | | | | |
| Type of insulation material | | PA GF | | |
| Flammability class UL 94 | | V-0 | | |
| Contact base material | | Copper alloy | | |
| Material of contact surface | | tinned | | |
| Pin dimensions = d | mm | 1.0, Octagonal | | |
| Solder eyelet Ø = D | mm | 1.2 | | |
| Solder eyelet Ø tolerance | mm | + 0,1 | | |

## Accessories

**Note:** Refer to the Accessories chapter for additional accessories.

| Coding | | Order No. |
|---|---|---|
|  | SC-SMT 3.81 KO GR | **1968900000** |
| | | |
| | | |
| **Mounting screw** | | |
|  | PTSC KA 22X4.5 | **1610740000** |
| | | |
| | | |

## Ordering data

| Solder pin length | | | | 3.2 mm | 3.2 mm |
|---|---|---|---|---|---|
| Colour | | | | orange | black |
| **Pitch** | **3.81 mm** | | | | |
| **Pol.** | L1 | (inch) | **Qty.** | **Order No.** | **Order No.** |
| 4 | 3.81 | 0.150 | 50 | **1034470000** | **1034820000** |
| 6 | 7.62 | 0.300 | 50 | **1034490000** | **1034830000** |
| 8 | 11.43 | 0.450 | 50 | **1034510000** | **1034840000** |
| 10 | 15.24 | 0.600 | 50 | **1034520000** | **1034850000** |
| 12 | 19.05 | 0.750 | 50 | **1034530000** | **1034860000** |
| 14 | 22.86 | 0.900 | 50 | **1034540000** | **1034870000** |
| 16 | 26.67 | 1.050 | 50 | **1034550000** | **1034880000** |
| 18 | 30.48 | 1.200 | 50 | **1034560000** | **1034890000** |
| 20 | 34.29 | 1.350 | 50 | **1034570000** | **1034910000** |
| 22 | 38.10 | 1.500 | 50 | **1034580000** | **1034920000** |
| 24 | 41.91 | 1.650 | 50 | **1034590000** | **1034930000** |
| 26 | 45.72 | 1.800 | 20 | **1034610000** | **1034940000** |
| 28 | 49.53 | 1.950 | 20 | **1034620000** | **1034950000** |
| 30 | 53.34 | 2.100 | 20 | **1034630000** | **1034960000** |
| 32 | 57.15 | 2.250 | 20 | **1034640000** | **1034970000** |



«ЭЛЕКТРО-ПРОФИ» - http://www.ep.ru

## SCDV 3.81/../180F



**Dimensioned drawing**

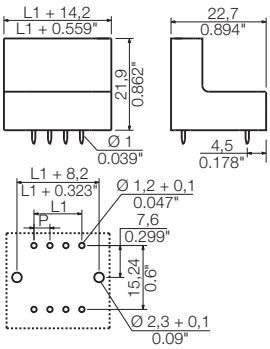


## Ordering data

| Solder pin length | | | | 3.2 mm | 3.2 mm |
|---|---|---|---|---|---|
| Colour | | | | orange | black |
| **Pitch** | **3.81 mm** | | | | |
| **Pol.** | L1 | (inch) | **Qty.** | **Order No.** | **Order No.** |
| 4 | 3.81 | 0.150 | 50 | **1034980000** | **1035310000** |
| 6 | 7.62 | 0.300 | 50 | **1034990000** | **1035320000** |
| 8 | 11.43 | 0.450 | 50 | **1035010000** | **1035330000** |
| 10 | 15.24 | 0.600 | 50 | **1035020000** | **1035340000** |
| 12 | 19.05 | 0.750 | 50 | **1035030000** | **1035350000** |
| 14 | 22.86 | 0.900 | 50 | **1035040000** | **1035360000** |
| 16 | 26.67 | 1.050 | 50 | **1035050000** | **1035370000** |
| 18 | 30.48 | 1.200 | 50 | **1035060000** | **1035380000** |
| 20 | 34.29 | 1.350 | 50 | **1035070000** | **1035390000** |
| 22 | 38.10 | 1.500 | 50 | **1035080000** | **1035410000** |
| 24 | 41.91 | 1.650 | 50 | **1035090000** | **1035420000** |
| 26 | 45.72 | 1.800 | 20 | **1035110000** | **1035430000** |
| 28 | 49.53 | 1.950 | 20 | **1035120000** | **1035440000** |
| 30 | 53.34 | 2.100 | 20 | **1035130000** | **1035450000** |
| 32 | 57.15 | 2.250 | 20 | **1035140000** | **1035460000** |



«ЭЛЕКТРО-ПРОФИ» - http://www.ep.ru

# Connectors in 3.81 mm pitch
# Series BC/SC 3.81

## SCZ 3.81/../ 180



Inverted male plug with screw connection:

- Wire-to-wire connection with the BCZ female plug
- Board-to-wire connection with the BCL-SMT female header.
- Available in closed (G) version, screw flange (F), inverted flange (FI) and with lock and release lever (LR).

Weidmüller's 3.81-mm-pitch (0.15 inch) plug-in connectors are compatible with the layouts of standard connectors and offer space for labelling and coding.

## Product data

IEC: 320 V / 17.5 A / 0.2 - 1.5 mm²
UL: 300 V / 10 A / AWG 28 - 16

**For additional articles and information, refer to catalog.weidmueller.com**

**Note:**

- Additional colours on request
- Gold-plated contact surfaces on request
- Rated current related to rated cross-section and min. No. of poles.
- Wire end ferrule with plastic collar to DIN 46228/4
- P on drg. = pitch
- Rated data refer only to the component itself. Clearance and creepage distances to other components are to be designed in accordance with the relevant application standards.

## SCZ 3.81/../180G



**Dimensioned drawing**

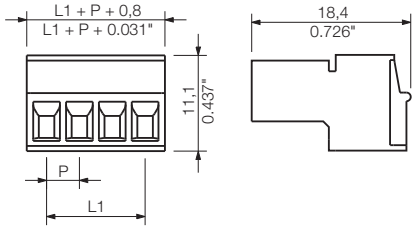


## Technical data

| In compliance with IEC 60664-1 / IEC 61984 | | | | |
|---|---|---|---|---|
| Clamping range, max. | mm² | 0.08...1.5 | | |
| **Solid core H05(07) V-U** | **mm²** | **0.2...1.5** | | |
| Stranded H07 V-R | | | | |
| Flexible H05(07) V-K | mm² | 0.2...1.5 | | |
| Flexible with ferrule | mm² | 0.2...1.5 | | |
| Ferrule with plastic collar | mm² | 0.2...1.5 | | |
| Stripping length | mm | 7 | | |
| Screwdriver blade | mm | 0.4 x 2.5 | | |
| According to norm | | DIN 5264 | | |
| Tightening torque range | Nm | 0.2...0.25 | | |
| **Rated current, max.** | **A** | **17.5** | | **17.5** |
| At ambient temperature | | 20°C | | 40°C |
| For conductor cross-section | mm² | 1 | | |
| Overvoltage category | | III | III | II |
| Pollution severity | | 3 | 2 | 2 |
| **Rated voltage** | **V** | **160** | **160** | **320** |
| Rated impulse voltage | kV | 2.5 | 2.5 | 2.5 |
| **UL / CUL (Use Group)** | | **B** | **C** | **D** |
| **Rated voltage** | **V** | **300** | | **300** |
| **Rated current** | **A** | **10** | | **10** |
| **AWG conductor** | **AWG** | **28-16** | | |
| **CSA (Use Group)** | | **B** | **C** | **D** |
| Rated voltage | V | 300 | | 300 |
| Rated current | A | 10 | | 10 |
| AWG conductor | AWG | 28-16 | | |
| **General data** | | | | |
| Type of insulation material | | PA GF | | |
| Flammability class UL 94 | | V-0 | | |
| Contact base material | | Copper alloy | | |
| Material of contact surface | | tinned | | |
| Pin dimensions = d | mm | | | |
| Solder eyelet Ø = D | mm | | | |
| Solder eyelet Ø tolerance | mm | | | |

## Accessories

**Note:** Refer to the Accessories chapter for additional accessories.

| Coding | | Order No. |
|---|---|---|
|  | SC-SMT 3.81 KO GR | **1968900000** |
| **Screwdriver** | | |
|  | SD 0,4x2,5x75 | **9009030000** |
| | SDI 0,4x2,5x75 | **9008370000** |

## Ordering data

**Solder pin length**

| Colour | | | | orange | black |
|---|---|---|---|---|---|
| **Pitch** | **3.81 mm** | | | | |
| **Pol.** | L1 | (inch) | **Qty.** | **Order No.** | **Order No.** |
| 2 | 3.81 | 0.150 | 50 | **1969520000** | **1970010000** |
| 3 | 7.62 | 0.300 | 50 | **1969540000** | **1970020000** |
| 4 | 11.43 | 0.450 | 50 | **1969560000** | **1970030000** |
| 5 | 15.24 | 0.600 | 50 | **1969570000** | **1970050000** |
| 6 | 19.05 | 0.750 | 50 | **1969580000** | **1970060000** |
| 7 | 22.86 | 0.900 | 50 | **1969590000** | **1970070000** |
| 8 | 26.67 | 1.050 | 50 | **1969610000** | **1970080000** |
| 9 | 30.48 | 1.200 | 50 | **1969630000** | **1970090000** |
| 10 | 34.29 | 1.350 | 50 | **1969640000** | **1970100000** |
| 11 | 38.10 | 1.500 | 50 | **1969660000** | **1970110000** |
| 12 | 41.91 | 1.650 | 50 | **1969670000** | **1970120000** |

**Representative derating curve**

BCL-SMT 3.81/../90 - SCZ 3.81/../180

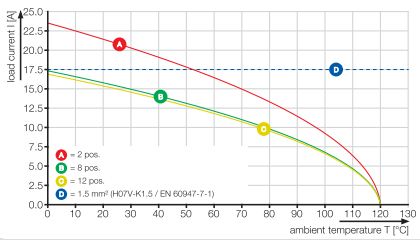




«ЭЛЕКТРО-ПРОФИ» - http://www.ep.ru

## SCZ 3.81../ 180F



### Dimensioned drawing

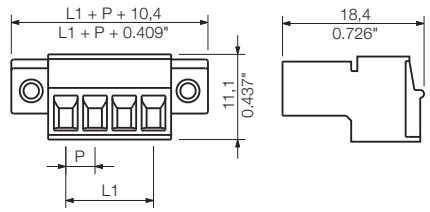


### Ordering data

| Solder pin length | | | | orange | black |
|---|---|---|---|---|---|
| Colour | | | | | |
| **Pitch** | **3.81 mm** | | | | |
| **Pol.** | L1 | (inch) | **Qty.** | **Order No.** | **Order No.** |
| 2 | 3.81 | 0.150 | 50 | **1970910000** | **1971290000** |
| 3 | 7.62 | 0.300 | 50 | **1970920000** | **1971310000** |
| 4 | 11.43 | 0.450 | 50 | **1970930000** | **1971320000** |
| 5 | 15.24 | 0.600 | 50 | **1970940000** | **1971340000** |
| 6 | 19.05 | 0.750 | 50 | **1970960000** | **1971350000** |
| 7 | 22.86 | 0.900 | 50 | **1970970000** | **1971360000** |
| 8 | 26.67 | 1.050 | 50 | **1970980000** | **1971370000** |
| 9 | 30.48 | 1.200 | 50 | **1970990000** | **1971400000** |
| 10 | 34.29 | 1.350 | 50 | **1971000000** | **1971410000** |
| 11 | 38.10 | 1.500 | 50 | **1971010000** | **1971510000** |
| 12 | 41.91 | 1.650 | 50 | **1971020000** | **1971520000** |

## SCZ 3.81../180FI



### Dimensioned drawing

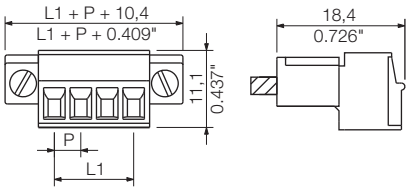


### Ordering data

| Solder pin length | | | | orange | black |
|---|---|---|---|---|---|
| Colour | | | | | |
| **Pitch** | **3.81 mm** | | | | |
| **Pol.** | L1 | (inch) | **Qty.** | **Order No.** | **Order No.** |
| 2 | 3.81 | 0.150 | 50 | **1970260000** | **1970700000** |
| 3 | 7.62 | 0.300 | 50 | **1970270000** | **1970710000** |
| 4 | 11.43 | 0.450 | 50 | **1970310000** | **1970720000** |
| 5 | 15.24 | 0.600 | 50 | **1970320000** | **1970740000** |
| 6 | 19.05 | 0.750 | 50 | **1970340000** | **1970760000** |
| 7 | 22.86 | 0.900 | 50 | **1970350000** | **1970770000** |
| 8 | 26.67 | 1.050 | 50 | **1970360000** | **1970780000** |
| 9 | 30.48 | 1.200 | 50 | **1970390000** | **1970790000** |
| 10 | 34.29 | 1.350 | 50 | **1970410000** | **1970800000** |
| 11 | 38.10 | 1.500 | 50 | **1970420000** | **1970810000** |
| 12 | 41.91 | 1.650 | 50 | **1970430000** | **1970830000** |

## SCZ 3.81../180LR



### Dimensioned drawing

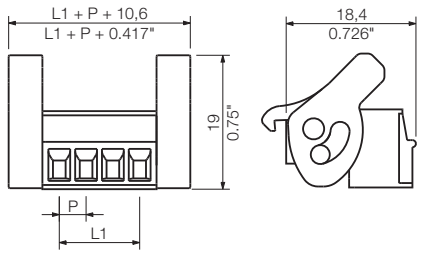


### Ordering data

| Solder pin length | | | | orange | black |
|---|---|---|---|---|---|
| Colour | | | | | |
| **Pitch** | **3.81 mm** | | | | |
| **Pol.** | L1 | (inch) | **Qty.** | **Order No.** | **Order No.** |
| 2 | 3.81 | 0.150 | 50 | **1971580000** | **1971980000** |
| 3 | 7.62 | 0.300 | 50 | **1971600000** | **1971990000** |
| 4 | 11.43 | 0.450 | 50 | **1971610000** | **1972010000** |
| 5 | 15.24 | 0.600 | 50 | **1971630000** | **1972020000** |
| 6 | 19.05 | 0.750 | 50 | **1971640000** | **1972040000** |
| 7 | 22.86 | 0.900 | 50 | **1971660000** | **1972050000** |
| 8 | 26.67 | 1.050 | 50 | **1971670000** | **1972060000** |
| 9 | 30.48 | 1.200 | 50 | **1971680000** | **1972080000** |
| 10 | 34.29 | 1.350 | 50 | **1971690000** | **1972090000** |
| 11 | 38.10 | 1.500 | 50 | **1971700000** | **1972110000** |
| 12 | 41.91 | 1.650 | 50 | **1971710000** | **1972120000** |

### Additional derating curves

BCL-SMT 3.81../180 - SCZ 3.81../180

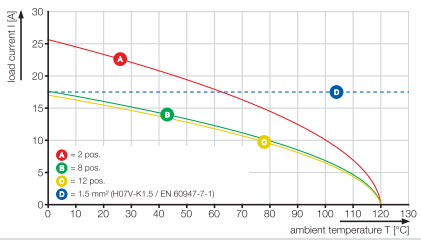


BCZ 3.81../180 - SCZ 3.81../180

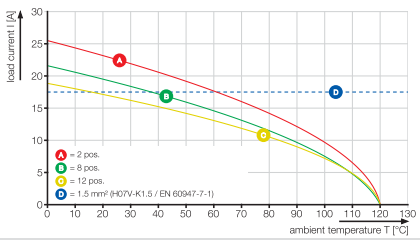




«ЭЛЕКТРО-ПРОФИ» - http://www.ep.ru

# Connectors in 3.81 mm pitch
# Series BC/SC 3.81

## SCZ 3.81/../180 ZE



Inverted male plug with screw connection and strain relief for the connected cable.

- Wire-to-wire connection with female plugs.
- Board-to-wire connection with BCL-SMT female header.
- Available in closed (G) version, screw flange (F), inverted flange (FI) and with lock and release lever (LR).

Weidmüller's 3.81-mm-pitch (0.15 inch) plug-in connectors are compatible with the layouts of standard connectors and offer space for labelling and coding.

## Product data

IEC: 320 V / 17.5 A / 0.2 - 1.5 mm²
UL: 300 V / 10 A / AWG 28 - 16

**For additional articles and information, refer to catalog.weidmueller.com**

**Note:**

- Additional colours on request
- Gold-plated contact surfaces on request
- Rated current related to rated cross-section and min. No. of poles.
- Wire end ferrule with plastic collar to DIN 46228/4
- P on drg. = pitch
- Rated data refer only to the component itself. Clearance and creepage distances to other components are to be designed in accordance with the relevant application standards.

## SCZ 3.81/../180GZE



**Dimensioned drawing**

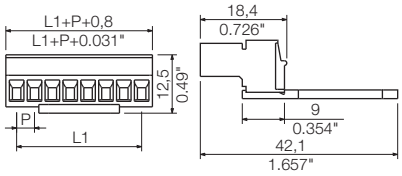


## Technical data

| In compliance with IEC 60664-1 / IEC 61984 | | | | |
|---|---|---|---|---|
| Clamping range, max. | mm² | 0.08...1.5 | | |
| **Solid core H05(07) V-U** | **mm²** | **0.2...1.5** | | |
| Stranded H07 V-R | | | | |
| Flexible H05(07) V-K | mm² | 0.2...1.5 | | |
| Flexible with ferrule | mm² | 0.2...1.5 | | |
| Ferrule with plastic collar | mm² | 0.2...1.5 | | |
| Stripping length | mm | 7 | | |
| Screwdriver blade | mm | 0.4 x 2.5 | | |
| According to norm | | DIN 5264 | | |
| Tightening torque range | Nm | 0.2...0.25 | | |
| **Rated current, max.** | **A** | **17.5** | | **17.5** |
| At ambient temperature | | 20°C | | 40°C |
| For conductor cross-section | mm² | 1 | | |
| Overvoltage category | | III | III | II |
| Pollution severity | | 3 | 2 | 2 |
| **Rated voltage** | **V** | **160** | **160** | **320** |
| Rated impulse voltage | kV | 2.5 | 2.5 | 2.5 |
| **UL / CUL (Use Group)** | | **B** | **C** | **D** |
| **Rated voltage** | **V** | **300** | | **300** |
| **Rated current** | **A** | **10** | | **10** |
| **AWG conductor** | **AWG** | **28-16** | | |
| **CSA (Use Group)** | | **B** | **C** | **D** |
| Rated voltage | V | 300 | | 300 |
| Rated current | A | 10 | | 10 |
| AWG conductor | AWG | 28-16 | | |
| **General data** | | | | |
| Type of insulation material | | PA GF | | |
| Flammability class UL 94 | | V-0 | | |
| Contact base material | | Copper alloy | | |
| Material of contact surface | | tinned | | |
| Pin dimensions = d | mm | | | |
| Solder eyelet Ø = D | mm | | | |
| Solder eyelet Ø tolerance | mm | | | |

## Accessories

**Note:** Refer to the Accessories chapter for additional accessories.

| Coding | | Order No. |
|---|---|---|
|  | SC-SMT 3.81 KO GR | **1968900000** |
| **Screwdriver** | | |
|  | SD 0,4x2,5x75 | **9009030000** |
| | SDI 0,4x2,5x75 | **9008370000** |

## Ordering data

**Solder pin length**

| Colour | | | | orange | black |
|---|---|---|---|---|---|
| **Pitch** | **3.81 mm** | | | | |
| **Pol.** | L1 | (inch) | **Qty.** | **Order No.** | **Order No.** |
| 4 | 11.43 | 0.450 | 50 | **1237000000** | **1236990000** |
| 5 | 15.24 | 0.600 | 50 | **1237010000** | **1071710000** |
| 6 | 19.05 | 0.750 | 50 | **1237020000** | **1071720000** |
| 7 | 22.86 | 0.900 | 50 | **1237030000** | **1071730000** |
| 8 | 26.67 | 1.050 | 50 | **1237040000** | **1071740000** |
| 9 | 30.48 | 1.200 | 50 | **1237070000** | **1071750000** |
| 10 | 34.29 | 1.350 | 50 | **1237080000** | **1071760000** |
| 11 | 38.10 | 1.500 | 50 | **1237090000** | **1071770000** |
| 12 | 41.91 | 1.650 | 50 | **1237100000** | **1071780000** |

**Representative derating curve**

BCL-SMT 3.81/../90 - SCZ 3.81/../180

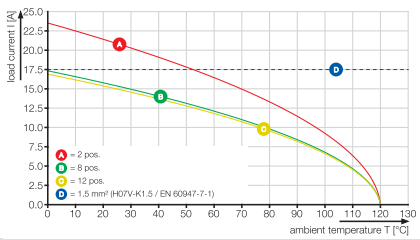




«ЭЛЕКТРО-ПРОФИ» - http://www.ep.ru

## SCZ 3.81/../180FZE



### Dimensioned drawing

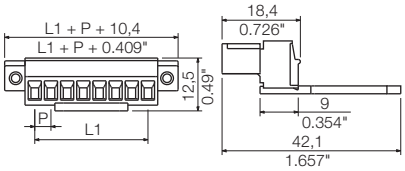


### Ordering data

| Solder pin length | | | | orange | black |
|---|---|---|---|---|---|
| Colour | | | | | |
| **Pitch 3.81 mm** | | | | | |
| **Pol.** | L1 | (inch) | **Qty.** | **Order No.** | **Order No.** |
| 4 | 11.43 | 0.450 | 50 | **1237120000** | **1237110000** |
| 5 | 15.24 | 0.600 | 50 | **1237130000** | **1071790000** |
| 6 | 19.05 | 0.750 | 50 | **1237140000** | **1071810000** |
| 7 | 22.86 | 0.900 | 50 | **1237170000** | **1071820000** |
| 8 | 26.67 | 1.050 | 50 | **1237180000** | **1071830000** |
| 9 | 30.48 | 1.200 | 50 | **1237190000** | **1071840000** |
| 10 | 34.29 | 1.350 | 50 | **1237200000** | **1071850000** |
| 11 | 38.10 | 1.500 | 50 | **1237210000** | **1071860000** |
| 12 | 41.91 | 1.650 | 50 | **1237220000** | **1071870000** |

## SCZ 3.81/../180FIZE



### Dimensioned drawing

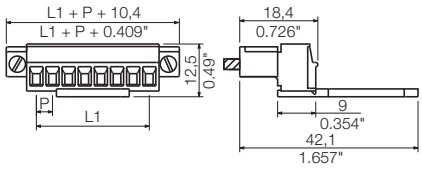


### Ordering data

| Solder pin length | | | | orange | black |
|---|---|---|---|---|---|
| Colour | | | | | |
| **Pitch 3.81 mm** | | | | | |
| **Pol.** | L1 | (inch) | **Qty.** | **Order No.** | **Order No.** |
| 4 | 11.43 | 0.450 | 50 | **1237550000** | **1237440000** |
| 5 | 15.24 | 0.600 | 50 | **1237560000** | **1237450000** |
| 6 | 19.05 | 0.750 | 50 | **1237570000** | **1237470000** |
| 7 | 22.86 | 0.900 | 50 | **1237580000** | **1237480000** |
| 8 | 26.67 | 1.050 | 50 | **1237590000** | **1237490000** |
| 9 | 30.48 | 1.200 | 50 | **1237610000** | **1237510000** |
| 10 | 34.29 | 1.350 | 50 | **1237620000** | **1237520000** |
| 11 | 38.10 | 1.500 | 50 | **1237630000** | **1237530000** |
| 12 | 41.91 | 1.650 | 50 | **1237640000** | **1237540000** |

## SCZ 3.81/../180LRZE



### Dimensioned drawing

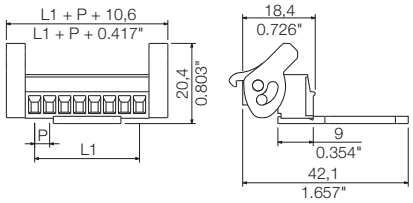


### Ordering data

| Solder pin length | | | | orange | black |
|---|---|---|---|---|---|
| Colour | | | | | |
| **Pitch 3.81 mm** | | | | | |
| **Pol.** | L1 | (inch) | **Qty.** | **Order No.** | **Order No.** |
| 4 | 11.43 | 0.450 | 50 | **1237340000** | **1237230000** |
| 5 | 15.24 | 0.600 | 50 | **1237350000** | **1237240000** |
| 6 | 19.05 | 0.750 | 50 | **1237370000** | **1237270000** |
| 7 | 22.86 | 0.900 | 50 | **1237380000** | **1237280000** |
| 8 | 26.67 | 1.050 | 50 | **1237390000** | **1237290000** |
| 9 | 30.48 | 1.200 | 50 | **1237400000** | **1237300000** |
| 10 | 34.29 | 1.350 | 50 | **1237410000** | **1237310000** |
| 11 | 38.10 | 1.500 | 50 | **1237420000** | **1237320000** |
| 12 | 41.91 | 1.650 | 50 | **1237430000** | **1237330000** |

### Additional derating curves

BCL-SMT 3.81/../180 - SCZ 3.81/../180

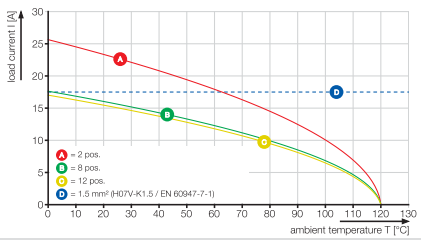


BCZ 3.81/../180 - SCZ 3.81/../180

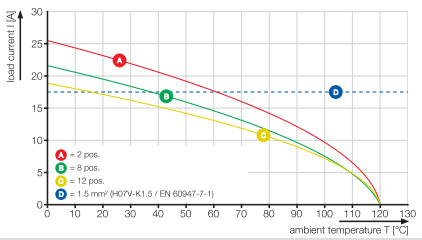




«ЭЛЕКТРО-ПРОФИ» - http://www.ep.ru

# Connectors in 3.81 mm pitch
# Series BC/SC 3.81

## BCZ 3.81/../180



Female plug with screw connection. Wire outlet 180° (wire is straight on to the direction of plugging).
- Available in closed version, with screw flange (F) and lock and release-lever (LR).

Weidmüller's 3.81-mm-pitch (0.15 inch) plug-in connectors are compatible with the layouts of standard connectors and offer space for labelling and coding.

## Product data

IEC: 320 V / 17.5 A / 0.2 - 1.5 mm²
UL: 300 V / 10 A / AWG 28 - 16

**For additional articles and information, refer to catalog.weidmueller.com**

**Note:**
- Additional colours on request
- Gold-plated contact surfaces on request
- Rated current related to rated cross-section and min. No. of poles.
- Wire end ferrule without plastic collar to DIN 46228/1
- Wire end ferrule with plastic collar to DIN 46228/4
- P on drg. = pitch
- Rated data refer only to the component itself. Clearance and creepage distances to other components are to be designed in accordance with the relevant application standards.

## BCZ 3.81/../180



**Dimensioned drawing**

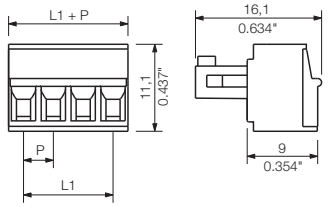


## Technical data

| In compliance with IEC 60664-1 / IEC 61984 | | | | |
|---|---|---|---|---|
| Clamping range, max. | mm² | 0.08...1.5 | | |
| **Solid core H05(07) V-U** | **mm²** | **0.2...1.5** | | |
| Stranded H07 V-R | | | | |
| Flexible H05(07) V-K | mm² | 0.2...1.5 | | |
| Flexible with ferrule | mm² | 0.2...1.5 | | |
| Ferrule with plastic collar | mm² | 0.2...1.5 | | |
| Stripping length | mm | 7 | | |
| Screwdriver blade | mm | 0.4 x 2.5 | | |
| According to norm | | DIN 5264 | | |
| Tightening torque range | Nm | 0.2...0.25 | | |
| **Rated current, max.** | **A** | **17.5** | | **17** |
| At ambient temperature | | 20°C | | 40°C |
| For conductor cross-section | mm² | 1 | | |
| Overvoltage category | | III | III | II |
| Pollution severity | | 3 | 2 | 2 |
| **Rated voltage** | **V** | **160** | **160** | **320** |
| Rated impulse voltage | kV | 2.5 | 2.5 | 2.5 |
| **UL / CUL (Use Group)** | | **B** | **C** | **D** |
| **Rated voltage** | **V** | **300** | | **300** |
| **Rated current** | **A** | **10** | | **10** |
| **AWG conductor** | **AWG** | **28-16** | | |
| **CSA (Use Group)** | | **B** | **C** | **D** |
| Rated voltage | V | 300 | | 300 |
| Rated current | A | 10 | | 10 |
| AWG conductor | AWG | 28-16 | | |
| **General data** | | | | |
| Type of insulation material | | PA GF | | |
| Flammability class UL 94 | | V-0 | | |
| Contact base material | | Copper alloy | | |
| Material of contact surface | | tinned | | |
| Pin dimensions = d | mm | | | |
| Solder eyelet Ø = D | mm | | | |
| Solder eyelet Ø tolerance | mm | | | |

## Accessories

**Note:** Refer to the Accessories chapter for additional accessories.

| Hood | | Order No. |
|---|---|---|
|  | BCZ 3.81 AH03 | **1005280000** |
| | BCZ 3.81 AH04 | **1005290000** |
| | BCZ 3.81 AH05 | **1005300000** |
| | BCZ 3.81 AH06 | **1005310000** |
| | BCZ 3.81 AH07 | **1005320000** |
| | BCZ 3.81 AH08 | **1005330000** |
| | BCZ 3.81 AH09 | **1005340000** |
| | BCZ 3.81 AH10 | **1005350000** |
| | BCZ 3.81 AH12 | **1005370000** |
| | BCZ 3.81 AH13 | **1005380000** |
| | BCZ 3.81 AH14 | **1005390000** |
| | BCZ 3.81 AH15 | **1005400000** |
| | BCZ 3.81 AH16 | **1005410000** |
| | BCZ 3.81 AH17 | **1005420000** |
| | BCZ 3.81 AH18 | **1005430000** |
| | BCZ 3.81 AH19 | **1005440000** |
| | BCZ 3.81 AH20 | **1005450000** |
| **Screwdriver** | | |
|  | SD 0,4x2,5x75 | **9009030000** |
| | SDI 0,4x2,5x75 | **9008370000** |

## Ordering data

**Solder pin length**

| Colour | | | | orange | black |
|---|---|---|---|---|---|
| **Pitch** | **3.81 mm** | | | | |
| **Pol.** | L1 | (inch) | **Qty.** | **Order No.** | **Order No.** |
| 2 | 3.81 | 0.150 | 50 | **1940730000** | **1792770000** |
| 3 | 7.62 | 0.300 | 50 | **1940740000** | **1792780000** |
| 4 | 11.43 | 0.450 | 50 | **1940750000** | **1792790000** |
| 5 | 15.24 | 0.600 | 50 | **1940760000** | **1792800000** |
| 6 | 19.05 | 0.750 | 50 | **1940770000** | **1792810000** |
| 7 | 22.86 | 0.900 | 50 | **1940780000** | **1871410000** |
| 8 | 26.67 | 1.050 | 50 | **1940790000** | **1792820000** |
| 9 | 30.48 | 1.200 | 50 | **1940800000** | **1871390000** |
| 10 | 34.29 | 1.350 | 50 | **1940810000** | **1792830000** |
| 11 | 38.10 | 1.500 | 50 | **1940820000** | **1899400000** |
| 12 | 41.91 | 1.650 | 50 | **1940830000** | **1792840000** |
| 13 | 45.72 | 1.800 | 50 | **1940840000** | **1899440000** |
| 14 | 49.53 | 1.950 | 50 | **1940850000** | **1899480000** |
| 15 | 53.34 | 2.100 | 50 | **1940860000** | **1899520000** |
| 16 | 57.15 | 2.250 | 50 | **1940870000** | **1792850000** |
| 17 | 60.96 | 2.550 | 50 | **1940890000** | **1940970000** |
| 18 | 64.77 | 2.550 | 50 | **1940900000** | **1940980000** |
| 19 | 68.58 | 2.700 | 50 | **1940910000** | **1940990000** |
| 20 | 72.39 | 2.850 | 50 | **1940920000** | **1941000000** |

**Representative derating curve**

BCZ 3.81/../180 - SC-SMT 3.81/../90

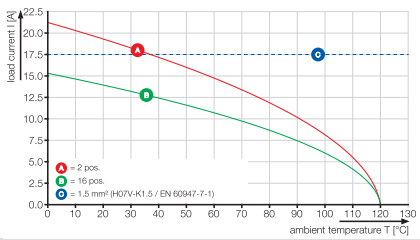




«ЭЛЕКТРО-ПРОФИ» - http://www.ep.ru

## BCZ 3.81../180F



### Dimensioned drawing

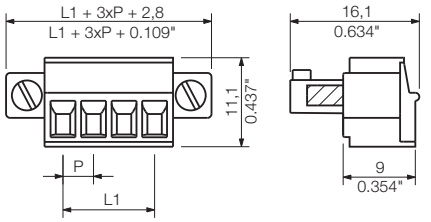


### Ordering data

| Solder pin length | | | | orange | black |
|---|---|---|---|---|---|
| Colour | | | | | |
| **Pitch 3.81 mm** | | | | | |
| **Pol.** | L1 | (inch) | **Qty.** | **Order No.** | **Order No.** |
| 2 | 3.81 | 0.150 | 50 | **1941010000** | **1792950000** |
| 3 | 7.62 | 0.300 | 50 | **1941020000** | **1792960000** |
| 4 | 11.43 | 0.450 | 50 | **1941030000** | **1792970000** |
| 5 | 15.24 | 0.600 | 50 | **1941040000** | **1792980000** |
| 6 | 19.05 | 0.750 | 50 | **1941050000** | **1792990000** |
| 7 | 22.86 | 0.900 | 50 | **1941060000** | **1837020000** |
| 8 | 26.67 | 1.050 | 50 | **1941070000** | **1793000000** |
| 9 | 30.48 | 1.200 | 50 | **1941080000** | **1899530000** |
| 10 | 34.29 | 1.350 | 50 | **1941090000** | **1793010000** |
| 11 | 38.10 | 1.500 | 50 | **1941100000** | **1899550000** |
| 12 | 41.91 | 1.650 | 50 | **1941110000** | **1793020000** |
| 13 | 45.72 | 1.800 | 50 | **1941120000** | **1899570000** |
| 14 | 49.53 | 1.950 | 50 | **1941130000** | **1899590000** |
| 15 | 53.34 | 2.100 | 50 | **1941140000** | **1899610000** |
| 16 | 57.15 | 2.250 | 50 | **1941150000** | **1793030000** |
| 17 | 60.96 | 2.400 | 50 | **1941160000** | **1941360000** |
| 18 | 64.77 | 2.550 | 50 | **1941170000** | **1941370000** |
| 19 | 68.58 | 2.700 | 50 | **1941180000** | **1941380000** |
| 20 | 72.39 | 2.850 | 50 | **1941190000** | **1941390000** |

## BCZ 3.81../180LR



### Dimensioned drawing

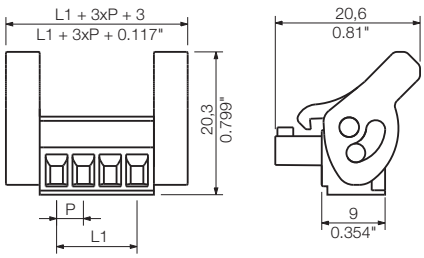


### Ordering data

| Solder pin length | | | | orange | black |
|---|---|---|---|---|---|
| Colour | | | | | |
| **Pitch 3.81 mm** | | | | | |
| **Pol.** | L1 | (inch) | **Qty.** | **Order No.** | **Order No.** |
| 2 | 3.81 | 0.150 | 50 | **1941400000** | **1941780000** |
| 3 | 7.62 | 0.300 | 50 | **1941410000** | **1941790000** |
| 4 | 11.43 | 0.450 | 50 | **1941420000** | **1941800000** |
| 5 | 15.24 | 0.600 | 50 | **1941430000** | **1941810000** |
| 6 | 19.05 | 0.750 | 50 | **1941440000** | **1941820000** |
| 7 | 22.86 | 0.900 | 50 | **1941450000** | **1941830000** |
| 8 | 26.67 | 1.050 | 50 | **1941460000** | **1941840000** |
| 9 | 30.48 | 1.200 | 50 | **1941470000** | **1941850000** |
| 10 | 34.29 | 1.350 | 50 | **1941480000** | **1941860000** |
| 11 | 38.10 | 1.500 | 50 | **1941490000** | **1941870000** |
| 12 | 41.91 | 1.650 | 50 | **1941500000** | **1941880000** |
| 13 | 45.72 | 1.800 | 50 | **1941510000** | **1941890000** |
| 14 | 49.53 | 1.950 | 50 | **1941520000** | **1941900000** |
| 15 | 53.34 | 2.100 | 50 | **1941530000** | **1941910000** |
| 16 | 57.15 | 2.250 | 50 | **1941540000** | **1941920000** |
| 17 | 60.96 | 2.400 | 50 | **1941550000** | **1941930000** |
| 18 | 64.77 | 2.550 | 50 | **1941560000** | **1941940000** |
| 19 | 68.58 | 2.700 | 50 | **1941570000** | **1941950000** |
| 20 | 72.39 | 2.850 | 50 | **1941580000** | **1941960000** |

### Additional derating curves

BCZ 3.81../180 - SCD-THR 3.81../90

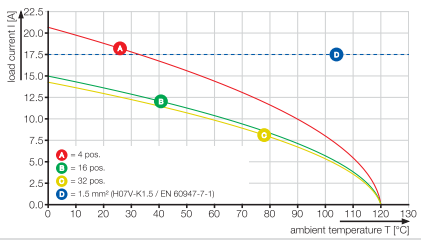


BCZ 3.81../180 - SCDV-THR 3.81../180

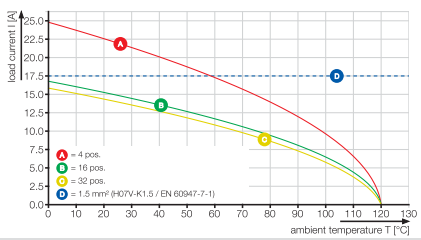




«ЭЛЕКТРО-ПРОФИ» - http://www.ep.ru

# Connectors in 3.81 mm pitch
# Series BC/SC 3.81

## BCZ 3.81/../180 ZE



Female plug with screw connection and strain relief for the connected cable. Wire outlet 180° (wire is straight on to the direction of plugging).
- Available in closed version, with screw flange (F) and lock and release-lever (LR).

Weidmüller's 3.81-mm-pitch (0.15 inch) plug-in connectors are compatible with the layouts of standard connectors and offer space for labelling and coding.

## Product data

IEC: 320 V / 17.5 A / 0.2 - 1.5 mm²
UL: 300 V / 10 A / AWG 28 - 16

**For additional articles and information, refer to catalog.weidmueller.com**

**Note:**
- Additional colours on request
- Gold-plated contact surfaces on request
- Rated current related to rated cross-section and min. No. of poles.
- Wire end ferrule without plastic collar to DIN 46228/1
- Wire end ferrule with plastic collar to DIN 46228/4
- P on drg. = pitch
- Rated data refer only to the component itself. Clearance and creepage distances to other components are to be designed in accordance with the relevant application standards.

## BCZ 3.81/../180ZE



**Dimensioned drawing**

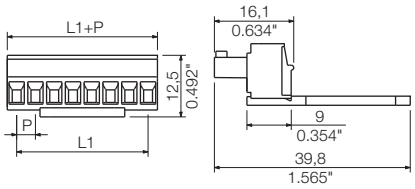


## Technical data

| In compliance with IEC 60664-1 / IEC 61984 | | | | |
|---|---|---|---|---|
| Clamping range, max. | mm² | 0.08...1.5 | | |
| **Solid core H05(07) V-U** | **mm²** | **0.2...1.5** | | |
| Stranded H07 V-R | | | | |
| Flexible H05(07) V-K | mm² | 0.2...1.5 | | |
| Flexible with ferrule | mm² | 0.2...1.5 | | |
| Ferrule with plastic collar | mm² | 0.2...1.5 | | |
| Stripping length | mm | 7 | | |
| Screwdriver blade | mm | | | |
| According to norm | | DIN 5264 | | |
| Tightening torque range | Nm | 0.2...0.25 | | |
| **Rated current, max.** | **A** | **17.5** | | **17** |
| At ambient temperature | | 20°C | | 40°C |
| For conductor cross-section | mm² | 1 | | |
| Overvoltage category | | III | III | II |
| Pollution severity | | 3 | 2 | 2 |
| **Rated voltage** | **V** | **160** | **160** | **320** |
| Rated impulse voltage | kV | 2.5 | 2.5 | 2.5 |
| **UL / CUL (Use Group)** | | **B** | **C** | **D** |
| **Rated voltage** | **V** | **300** | | **300** |
| **Rated current** | **A** | **10** | | **10** |
| **AWG conductor** | **AWG** | **28-16** | | |
| **CSA (Use Group)** | | **B** | **C** | **D** |
| Rated voltage | V | 300 | | 300 |
| Rated current | A | 10 | | 10 |
| AWG conductor | AWG | 28-16 | | |
| **General data** | | | | |
| Type of insulation material | | PA GF | | |
| Flammability class UL 94 | | V-0 | | |
| Contact base material | | Copper alloy | | |
| Material of contact surface | | | | |
| Pin dimensions = d | mm | | | |
| Solder eyelet Ø = D | mm | | | |
| Solder eyelet Ø tolerance | mm | | | |

## Accessories

**Note:** Refer to the Accessories chapter for additional accessories.

| Screwdriver | | Order No. |
|---|---|---|
|  | SD 0,4x2,5x75 | 9009030000 |
| | SDI 0,4x2,5x75 | 9008370000 |

## Ordering data

**Solder pin length**

| Colour | | | | orange | black |
|---|---|---|---|---|---|
| **Pitch** | **3.81 mm** | | | | |
| **Pol.** | L1 | (inch) | **Qty.** | **Order No.** | **Order No.** |
| 5 | 15.24 | 0.600 | 50 | **1236270000** | **1071950000** |
| 6 | 19.05 | 0.750 | 50 | **1236280000** | **1071960000** |
| 7 | 22.86 | 0.900 | 50 | **1236290000** | **1071970000** |
| 8 | 26.67 | 1.050 | 50 | **1236300000** | **1941970000** |
| 9 | 30.48 | 1.200 | 50 | **1236320000** | **1071980000** |
| 10 | 34.29 | 1.350 | 50 | **1236330000** | **1072010000** |
| 11 | 38.10 | 1.500 | 50 | **1236340000** | **1072020000** |
| 12 | 41.91 | 1.650 | 50 | **1236370000** | **1072030000** |
| 13 | 45.72 | 1.800 | 50 | **1236380000** | **1072040000** |
| 14 | 49.53 | 1.950 | 50 | **1236390000** | **1072050000** |
| 15 | 53.34 | 2.100 | 50 | **1236400000** | **1072060000** |
| 16 | 57.15 | 2.250 | 50 | **1236410000** | **1072070000** |
| 17 | 60.96 | 2.400 | 50 | **1236420000** | **1072080000** |
| 18 | 64.77 | 2.550 | 50 | **1236430000** | **1072090000** |
| 19 | 68.58 | 2.700 | 50 | **1236440000** | **1072110000** |
| 20 | 72.39 | 2.850 | 50 | **1236470000** | **1072120000** |

**Representative derating curve**

BCZ 3.81/../180 - SC-SMT 3.81/../135

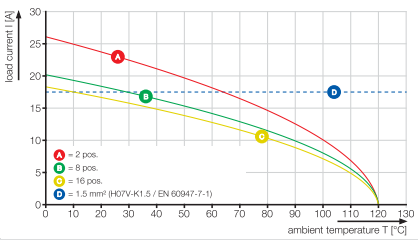




«ЭЛЕКТРО-ПРОФИ» - http://www.ep.ru

## BCZ 3.81/../180FZE



**Dimensioned drawing**

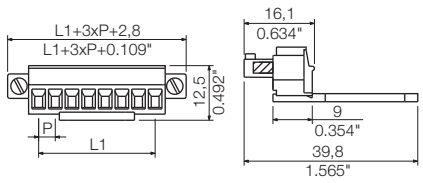


### Ordering data

**Solder pin length**

| Colour | | | | orange | black |
|---|---|---|---|---|---|
| **Pitch** | **3.81 mm** | | | | |
| **Pol.** | L1 | (inch) | **Qty.** | **Order No.** | **Order No.** |
| 5 | 15.24 | 0.600 | 50 | **1236530000** | **1072130000** |
| 6 | 19.05 | 0.750 | 50 | **1236540000** | **1072140000** |
| 7 | 22.86 | 0.900 | 50 | **1236570000** | **1072150000** |
| 8 | 26.67 | 1.050 | 50 | **1236590000** | **1941980000** |
| 9 | 30.48 | 1.200 | 50 | **1236600000** | **1072160000** |
| 10 | 34.29 | 1.350 | 50 | **1236610000** | **1072170000** |
| 11 | 38.10 | 1.500 | 50 | **1236620000** | **1072180000** |
| 12 | 41.91 | 1.650 | 50 | **1236630000** | **1072190000** |
| 13 | 45.72 | 1.800 | 50 | **1236640000** | **1072220000** |
| 14 | 49.53 | 1.950 | 50 | **1236670000** | **1072230000** |
| 15 | 53.34 | 2.100 | 50 | **1236680000** | **1072240000** |
| 16 | 57.15 | 2.250 | 50 | **1236690000** | **1072250000** |
| 17 | 60.96 | 2.400 | 50 | **1236700000** | **1072260000** |
| 18 | 64.77 | 2.550 | 50 | **1236720000** | **1072270000** |
| 19 | 68.58 | 2.700 | 50 | **1236730000** | **1072280000** |
| 20 | 72.39 | 2.850 | 50 | **1236740000** | **1072290000** |

## BCZ 3.81/../180LRZE



**Dimensioned drawing**

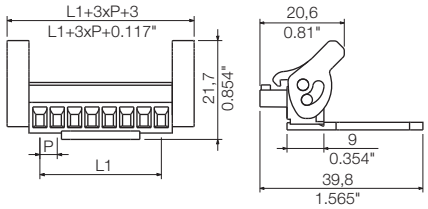


### Ordering data

**Solder pin length**

| Colour | | | | orange | black |
|---|---|---|---|---|---|
| **Pitch** | **3.81 mm** | | | | |
| **Pol.** | L1 | (inch) | **Qty.** | **Order No.** | **Order No.** |
| 5 | 15.24 | 0.600 | 50 | **1236790000** | **1072310000** |
| 6 | 19.05 | 0.750 | 50 | **1236800000** | **1072320000** |
| 7 | 22.86 | 0.900 | 50 | **1236810000** | **1072330000** |
| 8 | 26.67 | 1.050 | 50 | **1236820000** | **1941990000** |
| 9 | 30.48 | 1.200 | 50 | **1236830000** | **1072340000** |
| 10 | 34.29 | 1.350 | 50 | **1236840000** | **1072350000** |
| 11 | 38.10 | 1.500 | 50 | **1236850000** | **1072360000** |
| 12 | 41.91 | 1.650 | 50 | **1236870000** | **1072370000** |
| 13 | 45.72 | 1.800 | 50 | **1236880000** | **1072380000** |
| 14 | 49.53 | 1.950 | 50 | **1236890000** | **1072390000** |
| 15 | 53.34 | 2.100 | 50 | **1236900000** | **1072450000** |
| 16 | 57.15 | 2.250 | 50 | **1236910000** | **1072460000** |
| 17 | 60.96 | 2.400 | 50 | **1236920000** | **1072470000** |
| 18 | 64.77 | 2.550 | 50 | **1236930000** | **1072480000** |
| 19 | 68.58 | 2.700 | 50 | **1236940000** | **1072490000** |
| 20 | 72.39 | 2.850 | 50 | **1236970000** | **1072510000** |

**Additional derating curves**

BCZ 3.81/../180 - SCZ 3.81/../180

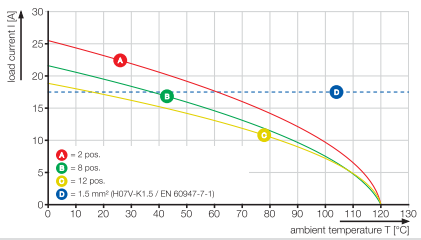


BCZ 3.81/../180 - SCDV 3.81/../90

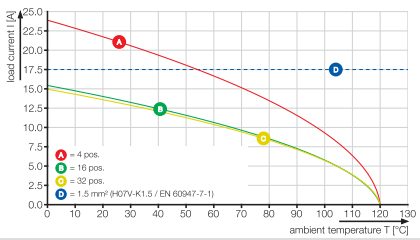




«ЭЛЕКТРО-ПРОФИ» - http://www.ep.ru

# Connectors in 3.81 mm pitch
# Series BC/SC 3.81

## BCZ 3.81/../90 & 270



Female plug with screw connection.
Wire outlet direction:
- 90° – wire perpendicular to plugging direction and above
- 270° – wire perpendicular to plugging direction and below
- Available in closed version and with screw flange (F).

Weidmüller's 3.81-mm-pitch (0.15 inch) plug-in connectors are compatible with the layouts of standard connectors and offer space for labelling and coding.

## Product data

IEC: 320 V / 17.5 A / 0.2 - 1.5 mm²
UL: 300 V / 10 A / AWG 28 - 16

**For additional articles and information, refer to catalog.weidmueller.com**

**Note:**
- Additional colours on request
- Gold-plated contact surfaces on request
- Rated current related to rated cross-section and min. No. of poles.
- Wire end ferrule without plastic collar to DIN 46228/1
- Wire end ferrule with plastic collar to DIN 46228/4
- P on drg. = pitch
- Rated data refer only to the component itself. Clearance and creepage distances to other components are to be designed in accordance with the relevant application standards.

## BCZ 3.81/../90



**Dimensioned drawing**

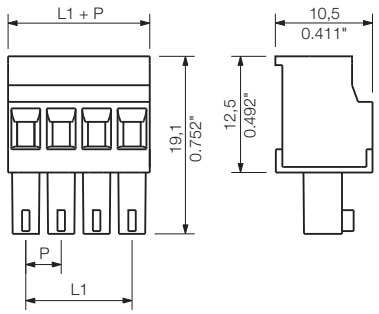


## Technical data

| In compliance with IEC 60664-1 / IEC 61984 | | | | |
|---|---|---|---|---|
| Clamping range, max. | mm² | 0.08...1.5 | | |
| **Solid core H05(07) V-U** | **mm²** | **0.2...1.5** | | |
| Stranded H07 V-R | | | | |
| Flexible H05(07) V-K | mm² | 0.2...1.5 | | |
| Flexible with ferrule | mm² | 0.2...1.5 | | |
| Ferrule with plastic collar | mm² | 0.2...1.5 | | |
| Stripping length | mm | 7 | | |
| Screwdriver blade | mm | 0.4 x 2.5 | | |
| According to norm | | DIN 5264 | | |
| Tightening torque range | Nm | 0.2...0.25 | | |
| **Rated current, max.** | **A** | **17.5** | | **17.5** |
| At ambient temperature | | 20°C | | 40°C |
| For conductor cross-section | mm² | 1 | | |
| Overvoltage category | | III | III | II |
| Pollution severity | | 3 | 2 | 2 |
| **Rated voltage** | **V** | **160** | **160** | **320** |
| Rated impulse voltage | kV | 2.5 | 2.5 | 2.5 |
| **UL / CUL (Use Group)** | | **B** | **C** | **D** |
| **Rated voltage** | **V** | **300** | | **300** |
| **Rated current** | **A** | **10** | | **10** |
| **AWG conductor** | **AWG** | **28-16** | | |
| **CSA (Use Group)** | | **B** | **C** | **D** |
| Rated voltage | V | 300 | | 300 |
| Rated current | A | 10 | | 10 |
| AWG conductor | AWG | 28-16 | | |
| **General data** | | | | |
| Type of insulation material | | PA GF | | |
| Flammability class UL 94 | | V-0 | | |
| Contact base material | | Copper alloy | | |
| Material of contact surface | | tinned | | |
| Pin dimensions = d | mm | | | |
| Solder eyelet Ø = D | mm | | | |
| Solder eyelet Ø tolerance | mm | | | |

## Accessories

**Note:** Refer to the Accessories chapter for additional accessories.

| Screwdriver | | Order No. |
|---|---|---|
|  | SD 0,4x2,5x75 | 9009030000 |
| | SDI 0,4x2,5x75 | 9008370000 |

## Ordering data

**Solder pin length**

| Colour | | | | orange | black |
|---|---|---|---|---|---|
| **Pitch** | **3.81 mm** | | | | |
| **Pol.** | L1 | (inch) | **Qty.** | **Order No.** | **Order No.** |
| 2 | 3.81 | 0.150 | 50 | **1939820000** | **1798500000** |
| 3 | 7.62 | 0.300 | 50 | **1939830000** | **1798120000** |
| 4 | 11.43 | 0.450 | 50 | **1939840000** | **1798550000** |
| 5 | 15.24 | 0.600 | 50 | **1939860000** | **1798570000** |
| 6 | 19.05 | 0.750 | 50 | **1939870000** | **1798590000** |
| 7 | 22.86 | 0.900 | 50 | **1939880000** | **1858960000** |
| 8 | 26.67 | 1.050 | 50 | **1939890000** | **1798130000** |
| 9 | 30.48 | 1.200 | 50 | **1939900000** | **1871430000** |
| 10 | 34.29 | 1.350 | 50 | **1939910000** | **1798610000** |
| 11 | 38.10 | 1.500 | 50 | **1939920000** | **1899380000** |
| 12 | 41.91 | 1.650 | 50 | **1939930000** | **1798630000** |
| 13 | 45.72 | 1.800 | 50 | **1939940000** | **1899420000** |
| 14 | 49.53 | 1.950 | 50 | **1939950000** | **1899460000** |
| 15 | 53.34 | 2.100 | 50 | **1939960000** | **1899500000** |
| 16 | 57.15 | 2.250 | 50 | **1939970000** | **1798660000** |

**Representative derating curve**

BCZ 3.81/../90 & /270 - SC-SMT 3.81/../135

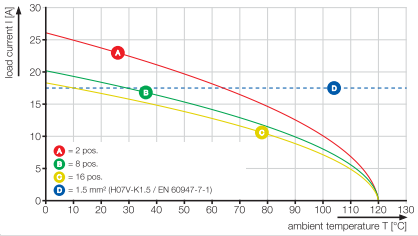




«ЭЛЕКТРО-ПРОФИ» - http://www.ep.ru

## BCZ 3.81/../90F



### Dimensioned drawing

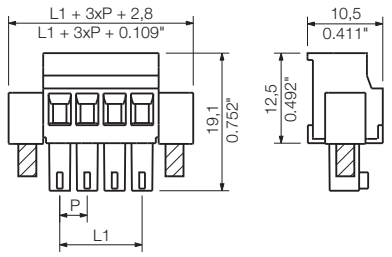


### Ordering data

| Solder pin length | | | | | |
|---|---|---|---|---|---|
| Colour | | | | orange | black |
| **Pitch** | **3.81 mm** | | | | |
| Pol. | L1 | (inch) | Qty. | Order No. | Order No. |
| 2 | 3.81 | 0.150 | 50 | **1939980000** | **1798780000** |
| 3 | 7.62 | 0.300 | 50 | **1939990000** | **1798140000** |
| 4 | 11.43 | 0.450 | 50 | **1940000000** | **1798790000** |
| 5 | 15.24 | 0.600 | 50 | **1940010000** | **1798800000** |
| 6 | 19.05 | 0.750 | 50 | **1940020000** | **1798810000** |
| 7 | 22.86 | 0.900 | 50 | **1940030000** | **1845690000** |
| 8 | 26.67 | 1.050 | 50 | **1940040000** | **1798150000** |
| 9 | 30.48 | 1.200 | 50 | **1940050000** | **1899540000** |
| 10 | 34.29 | 1.350 | 50 | **1940060000** | **1798820000** |
| 11 | 38.10 | 1.500 | 50 | **1940070000** | **1899560000** |
| 12 | 41.91 | 1.650 | 50 | **1940080000** | **1798830000** |
| 13 | 45.72 | 1.800 | 50 | **1940090000** | **1899580000** |
| 14 | 49.53 | 1.950 | 50 | **1940100000** | **1899600000** |
| 15 | 53.34 | 2.100 | 50 | **1940110000** | **1899620000** |
| 16 | 57.15 | 2.250 | 50 | **1940120000** | **1798840000** |

### Additional derating curves

BCZ 3.81/../90 & /270 - SC 3.81/../135

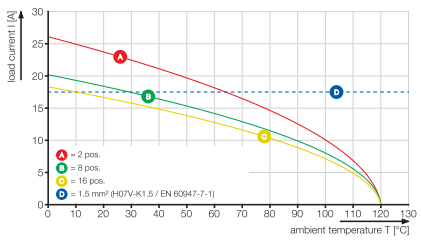


## BCZ 3.81/../270



### Dimensioned drawing

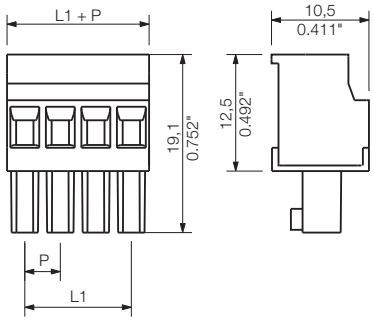


### Ordering data

| Solder pin length | | | | | |
|---|---|---|---|---|---|
| Colour | | | | orange | black |
| **Pitch** | **3.81 mm** | | | | |
| Pol. | L1 | (inch) | Qty. | Order No. | Order No. |
| 2 | 3.81 | 0.150 | 50 | **1940190000** | **1798940000** |
| 3 | 7.62 | 0.300 | 50 | **1940200000** | **1798160000** |
| 4 | 11.43 | 0.450 | 50 | **1940210000** | **1798950000** |
| 5 | 15.24 | 0.600 | 50 | **1940220000** | **1798960000** |
| 6 | 19.05 | 0.750 | 50 | **1940230000** | **1798970000** |
| 7 | 22.86 | 0.900 | 50 | **1940240000** | **1940400000** |
| 8 | 26.67 | 1.050 | 50 | **1940250000** | **1798170000** |
| 9 | 30.48 | 1.200 | 50 | **1940260000** | **1940410000** |
| 10 | 34.29 | 1.350 | 50 | **1940270000** | **1798980000** |
| 11 | 38.10 | 1.500 | 50 | **1940280000** | **1940420000** |
| 12 | 41.91 | 1.650 | 50 | **1940290000** | **1798990000** |
| 13 | 45.72 | 1.800 | 50 | **1940300000** | **1940430000** |
| 14 | 49.53 | 1.950 | 50 | **1940310000** | **1940440000** |
| 15 | 53.34 | 2.100 | 50 | **1940320000** | **1940450000** |
| 16 | 57.15 | 2.250 | 50 | **1940330000** | **1799000000** |

## BCZ 3.81/../270F



### Dimensioned drawing

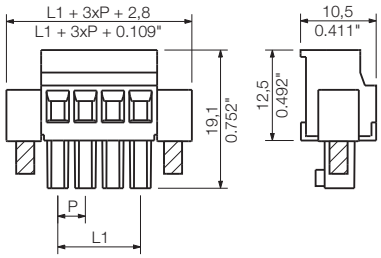


### Ordering data

| Solder pin length | | | | | |
|---|---|---|---|---|---|
| Colour | | | | orange | black |
| **Pitch** | **3.81 mm** | | | | |
| Pol. | L1 | (inch) | Qty. | Order No. | Order No. |
| 2 | 3.81 | 0.150 | 50 | **1940460000** | **1799100000** |
| 3 | 7.62 | 0.300 | 50 | **1940470000** | **1798180000** |
| 4 | 11.43 | 0.450 | 50 | **1940480000** | **1799110000** |
| 5 | 15.24 | 0.600 | 50 | **1940490000** | **1799120000** |
| 6 | 19.05 | 0.750 | 50 | **1940500000** | **1799130000** |
| 7 | 22.86 | 0.900 | 50 | **1940510000** | **1940670000** |
| 8 | 26.67 | 1.050 | 50 | **1940520000** | **1798190000** |
| 9 | 30.48 | 1.200 | 50 | **1940530000** | **1940680000** |
| 10 | 34.29 | 1.350 | 50 | **1940540000** | **1799140000** |
| 11 | 38.10 | 1.500 | 50 | **1940550000** | **1940690000** |
| 12 | 41.91 | 1.650 | 50 | **1940560000** | **1799150000** |
| 13 | 45.72 | 1.800 | 50 | **1940570000** | **1940700000** |
| 14 | 49.53 | 1.950 | 50 | **1940580000** | **1940710000** |
| 15 | 53.34 | 2.100 | 50 | **1940590000** | **1940720000** |
| 16 | 57.15 | 2.250 | 50 | **1940600000** | **1799160000** |



«ЭЛЕКТРО-ПРОФИ» - http://www.ep.ru

# Connectors in 3.81 mm pitch
# Series BC/SC 3.81

## BCF 3.81/../180



Female plug with PUSH IN wire connection.

- Simply insert the wire and it's ready.
- Integrated push-button for opening the terminal point
- High component density because of very low height, especially when combined with the compact double-level SCDN / SCDN-THR male header.
- Available in closed version, with screw flange (F) and lock an release-lever (LR).

Weidmüller's 3.81-mm-pitch (0.15 inch) plug-in connectors are compatible with the layouts of standard connectors and offer space for labelling and coding.

## Product data

IEC: 320 V / 17.5 A / 0.14 - 1.5 mm²
UL: 300 V / 10 A / AWG 24 - 16

**For additional articles and information, refer to catalog.weidmueller.com**

**Note:**

- Additional colours on request
- Gold-plated contact surfaces on request
- We recommend crimp shape A for wire-end ferrules with crimping tools PZ 1,5 (order no. 9005990000) or PZ 6/5 (order no. 9011460000) for the larger wire cross-sections.
- Rated current related to rated cross-section and min. No. of poles.
- Wire end ferrule without plastic collar to DIN 46228/1
- Wire end ferrule with plastic collar to DIN 46228/4
- P on drg. = pitch
- Rated data refer only to the component itself. Clearance and creepage distances to other components are to be designed in accordance with the relevant application standards.

## BCF 3.81/../180



**Dimensioned drawing**

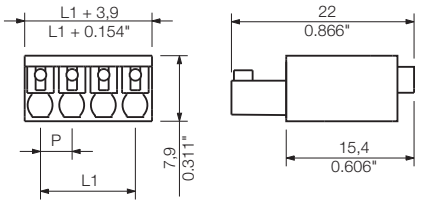


## Technical data

| In compliance with IEC 60664-1 / IEC 61984 | | | | |
|---|---|---|---|---|
| Clamping range, max. | mm² | 0.14...1.5 | | |
| **Solid core H05(07) V-U** | **mm²** | **0.14...1.5** | | |
| Stranded H07 V-R | | | | |
| Flexible H05(07) V-K | mm² | 0.14...1.5 | | |
| Flexible with ferrule | mm² | 0.2...1.5 | | |
| Ferrule with plastic collar | mm² | 0.2...1.5 | | |
| Stripping length | mm | 8 | | |
| Screwdriver blade | mm | 0.4 x 2.5 | | |
| According to norm | | DIN 5264 | | |
| Tightening torque range | Nm | | | |
| **Rated current, max.** | **A** | **17.5** | | **17.5** |
| At ambient temperature | | 20°C | | 40°C |
| For conductor cross-section | mm² | 1 | | |
| Overvoltage category | | III | III | II |
| Pollution severity | | 3 | 2 | 2 |
| **Rated voltage** | **V** | **160** | **160** | **320** |
| Rated impulse voltage | kV | 2.5 | 2.5 | 2.5 |
| **UL / CUL (Use Group)** | | **B** | **C** | **D** |
| **Rated voltage** | **V** | **300** | | **300** |
| **Rated current** | **A** | **10** | | **10** |
| **AWG conductor** | **AWG** | **24-16** | | |
| **CSA (Use Group)** | | **B** | **C** | **D** |
| Rated voltage | V | 300 | | 300 |
| Rated current | A | 10 | | 10 |
| AWG conductor | AWG | 24-16 | | |
| **General data** | | | | |
| Type of insulation material | | PA 66 GF 30 | | |
| Flammability class UL 94 | | V-0 | | |
| Contact base material | | Copper alloy | | |
| Material of contact surface | | tinned | | |
| Pin dimensions = d | mm | | | |
| Solder eyelet Ø = D | mm | | | |
| Solder eyelet Ø tolerance | mm | | | |

## Accessories

**Note:** Refer to the Accessories chapter for additional accessories.

| Screwdriver | | Order No. |
|---|---|---|
|  | SD 0,4x2,5x75 | 9009030000 |
| | SDI 0,4x2,5x75 | 9008370000 |
| **Crimping tool** | | |
|  | PZ 1.5 | 9005990000 |
| | PZ 6/5 | 9011460000 |

## Ordering data

**Solder pin length**

| Colour | | | | orange | black |
|---|---|---|---|---|---|
| **Pitch** | **3.81 mm** | | | | |
| **Pol.** | L1 | (inch) | **Qty.** | **Order No.** | **Order No.** |
| 2 | 3.81 | 0.150 | 50 | **1969090000** | **1969890000** |
| 3 | 7.62 | 0.300 | 50 | **1969100000** | **1969920000** |
| 4 | 11.43 | 0.450 | 50 | **1969110000** | **1969950000** |
| 5 | 15.24 | 0.600 | 50 | **1969120000** | **1969970000** |
| 6 | 19.05 | 0.750 | 50 | **1969130000** | **1969980000** |
| 7 | 22.86 | 0.900 | 50 | **1969140000** | **1969990000** |
| 8 | 26.67 | 1.050 | 50 | **1969150000** | **1970000000** |
| 9 | 30.48 | 1.200 | 50 | **1969160000** | **1970040000** |
| 10 | 34.29 | 1.350 | 50 | **1969170000** | **1970130000** |
| 11 | 38.10 | 1.500 | 50 | **1969180000** | **1970170000** |
| 12 | 41.91 | 1.650 | 50 | **1969190000** | **1970190000** |
| 13 | 45.72 | 1.800 | 50 | **1969200000** | **1970200000** |
| 14 | 49.53 | 1.950 | 50 | **1969210000** | **1970210000** |
| 15 | 53.34 | 2.100 | 50 | **1969220000** | **1970220000** |
| 16 | 57.15 | 2.250 | 50 | **1969230000** | **1970230000** |
| 17 | 60.96 | 2.400 | 50 | **1969240000** | **1970240000** |
| 18 | 64.77 | 2.550 | 50 | **1969250000** | **1970250000** |

**Representative derating curve**

BCF 3.81/../180 - SCDN-THR 3.81/../90

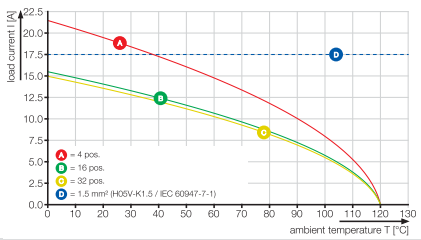




«ЭЛЕКТРО-ПРОФИ» - http://www.ep.ru

## BCF 3.81../180F



**Dimensioned drawing**

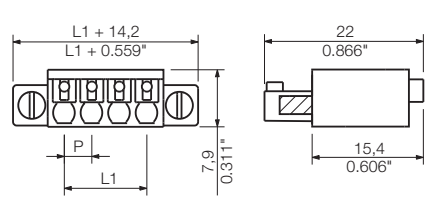


### Ordering data

| Solder pin length | | | | orange | black |
|---|---|---|---|---|---|
| Colour | | | | | |
| **Pitch 3.81 mm** | | | | | |
| **Pol.** | L1 | (inch) | **Qty.** | **Order No.** | **Order No.** |
| 2 | 3.81 | 0.150 | 50 | **1970300000** | **1971500000** |
| 3 | 7.62 | 0.300 | 50 | **1970330000** | **1971570000** |
| 4 | 11.43 | 0.450 | 50 | **1970370000** | **1971590000** |
| 5 | 15.24 | 0.600 | 50 | **1970380000** | **1971620000** |
| 6 | 19.05 | 0.750 | 50 | **1970400000** | **1971650000** |
| 7 | 22.86 | 0.900 | 50 | **1970440000** | **1971780000** |
| 8 | 26.67 | 1.050 | 50 | **1970550000** | **1971830000** |
| 9 | 30.48 | 1.200 | 50 | **1970570000** | **1971850000** |
| 10 | 34.29 | 1.350 | 50 | **1970580000** | **1971870000** |
| 11 | 38.10 | 1.500 | 50 | **1970620000** | **1971900000** |
| 12 | 41.91 | 1.650 | 50 | **1970650000** | **1971940000** |
| 13 | 45.72 | 1.800 | 50 | **1970690000** | **1971970000** |
| 14 | 49.53 | 1.950 | 50 | **1970730000** | **1972000000** |
| 15 | 53.34 | 2.100 | 50 | **1970750000** | **1972030000** |
| 16 | 57.15 | 2.250 | 50 | **1970820000** | **1972070000** |
| 17 | 60.96 | 2.400 | 50 | **1970850000** | **1972100000** |
| 18 | 64.77 | 2.550 | 50 | **1970890000** | **1972170000** |

## BCF 3.81../180LR



**Dimensioned drawing**

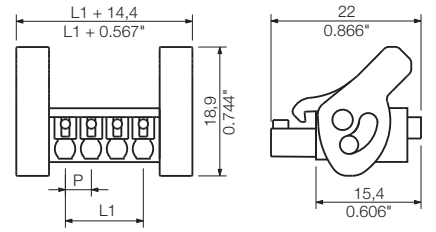


### Ordering data

| Solder pin length | | | | orange | black |
|---|---|---|---|---|---|
| Colour | | | | | |
| **Pitch 3.81 mm** | | | | | |
| **Pol.** | L1 | (inch) | **Qty.** | **Order No.** | **Order No.** |
| 2 | 3.81 | 0.150 | 50 | **1972200000** | **1972600000** |
| 3 | 7.62 | 0.300 | 50 | **1972210000** | **1972610000** |
| 4 | 11.43 | 0.450 | 50 | **1972220000** | **1972620000** |
| 5 | 15.24 | 0.600 | 50 | **1972230000** | **1972630000** |
| 6 | 19.05 | 0.750 | 50 | **1972240000** | **1972640000** |
| 7 | 22.86 | 0.900 | 50 | **1972250000** | **1972650000** |
| 8 | 26.67 | 1.050 | 50 | **1972260000** | **1972660000** |
| 9 | 30.48 | 1.200 | 50 | **1972270000** | **1972670000** |
| 10 | 34.29 | 1.350 | 50 | **1972280000** | **1972680000** |
| 11 | 38.10 | 1.500 | 50 | **1972290000** | **1972690000** |
| 12 | 41.91 | 1.650 | 50 | **1972300000** | **1972700000** |
| 13 | 45.72 | 1.800 | 50 | **1972310000** | **1972710000** |
| 14 | 49.53 | 1.950 | 50 | **1972320000** | **1972720000** |
| 15 | 53.34 | 2.100 | 50 | **1972330000** | **1972730000** |
| 16 | 57.15 | 2.250 | 50 | **1972340000** | **1972740000** |
| 17 | 60.96 | 2.400 | 50 | **1972350000** | **1972750000** |
| 18 | 64.77 | 2.550 | 50 | **1972360000** | **1972760000** |

**Additional derating curves**

BCF 3.81../180 - SC 3.81../90

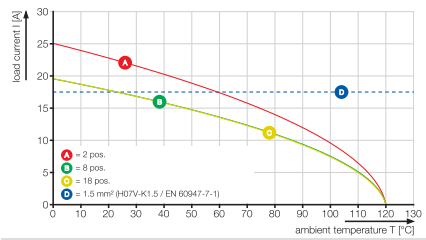


BCF 3.81../180 - SC 3.81../180

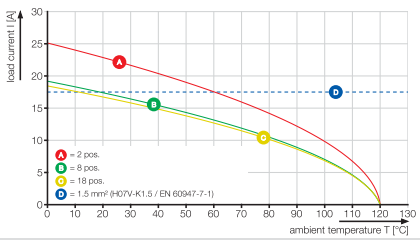




«ЭЛЕКТРО-ПРОФИ» - http://www.ep.ru

# Connectors in 3.81 mm pitch
# Series BC/SC 3.81

## BCF 3.81/../180 ZE



Female plug with strain relief (ZE) for the connected cable.

- PUSH IN wire connection method
- Simply insert the wire and attach the strain relief mechanism
- Available in closed version with screw flange (F) and lock an release-lever (LR).

Weidmüller's 3.81-mm-pitch (0.15 inch) plug-in connectors are compatible with the layouts of standard connectors and offer space for labelling and coding.

## Product data

IEC: 320 V / 17.5 A / 0.14 - 1.5 mm²
UL: 300 V / 10 A / AWG 24 - 16

**For additional articles and information, refer to catalog.weidmueller.com**

**Note:**

- Additional colours on request
- Gold-plated contact surfaces on request
- We recommend crimp shape A for wire-end ferrules with crimping tools PZ 1,5 (order no. 9005990000) or PZ 6/5 (order no. 9011460000) for the larger wire cross-sections.
- Rated current related to rated cross-section and min. No. of poles.
- Wire end ferrule without plastic collar to DIN 46228/1
- Wire end ferrule with plastic collar to DIN 46228/4
- P on drg. = pitch
- Rated data refer only to the component itself. Clearance and creepage distances to other components are to be designed in accordance with the relevant application standards.

## BCF 3.81/../180ZE



**Dimensioned drawing**

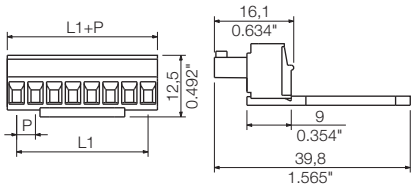


## Technical data

| In compliance with IEC 60664-1 / IEC 61984 | | | | |
|---|---|---|---|---|
| Clamping range, max. | mm² | 0.14...1.5 | | |
| **Solid core H05(07) V-U** | **mm²** | **0.14...1.5** | | |
| Stranded H07 V-R | | | | |
| Flexible H05(07) V-K | mm² | 0.14...1.5 | | |
| Flexible with ferrule | mm² | 0.2...1.5 | | |
| Ferrule with plastic collar | mm² | 0.2...1.5 | | |
| Stripping length | mm | 8 | | |
| Screwdriver blade | mm | 0.4 x 2.5 | | |
| According to norm | | DIN 5264 | | |
| Tightening torque range | Nm | | | |
| **Rated current, max.** | **A** | **17.5** | | **17.5** |
| At ambient temperature | | 20°C | | 40°C |
| For conductor cross-section | mm² | | | |
| Overvoltage category | | III | III | II |
| Pollution severity | | 3 | 2 | 2 |
| **Rated voltage** | **V** | **160** | **160** | **320** |
| Rated impulse voltage | kV | 2.5 | 2.5 | 2.5 |
| **UL / CUL (Use Group)** | | **B** | **C** | **D** |
| **Rated voltage** | **V** | **300** | | **300** |
| **Rated current** | **A** | **10** | | **10** |
| **AWG conductor** | **AWG** | | **24-16** | |
| **CSA (Use Group)** | | **B** | **C** | **D** |
| Rated voltage | V | 300 | | 300 |
| Rated current | A | 10 | | 10 |
| AWG conductor | AWG | | 24-16 | |
| **General data** | | | | |
| Type of insulation material | | PA 66 GF 30 | | |
| Flammability class UL 94 | | V-0 | | |
| Contact base material | | Copper alloy | | |
| Material of contact surface | | tinned | | |
| Pin dimensions = d | mm | | | |
| Solder eyelet Ø = D | mm | | | |
| Solder eyelet Ø tolerance | mm | | | |

## Accessories

**Note:** Refer to the Accessories chapter for additional accessories.

| Screwdriver | | Order No. |
|---|---|---|
|  | SD 0,4x2,5x75 | 9009030000 |
| | SDI 0,4x2,5x75 | 9008370000 |
| **Crimping tool** | | |
|  | PZ 1.5 | 9005990000 |
| | PZ 6/5 | 9011460000 |

## Ordering data

**Solder pin length**

| Colour | | | | orange | black |
|---|---|---|---|---|---|
| **Pitch** | **3.81 mm** | | | | |
| **Pol.** | L1 | (inch) | **Qty.** | **Order No.** | **Order No.** |
| 4 | 11.43 | 0.450 | 50 | **1231510000** | **1231670000** |
| 5 | 15.24 | 0.600 | 50 | **1235790000** | **1231680000** |
| 6 | 19.05 | 0.750 | 50 | **1235800000** | **1231690000** |
| 7 | 22.86 | 0.900 | 50 | **1235810000** | **1231710000** |
| 8 | 26.67 | 1.050 | 50 | **1235820000** | **1231720000** |
| 9 | 30.48 | 1.200 | 50 | **1235830000** | **1231730000** |
| 10 | 34.29 | 1.350 | 50 | **1235840000** | **1231740000** |
| 11 | 38.10 | 1.500 | 50 | **1235870000** | **1231750000** |
| 12 | 41.91 | 1.650 | 50 | **1235880000** | **1231760000** |
| 13 | 45.72 | 1.800 | 50 | **1235890000** | **1231770000** |
| 14 | 49.53 | 1.950 | 50 | **1235900000** | **1231780000** |
| 15 | 53.34 | 2.100 | 50 | **1235910000** | **1231790000** |
| 16 | 57.12 | 2.250 | 50 | **1235920000** | **1231810000** |
| 17 | 60.96 | 2.400 | 50 | **1235930000** | **1231820000** |
| 18 | 64.77 | 2.550 | 50 | **1235940000** | **1231830000** |

**Representative derating curve**

BCF 3.81/../180 - SCDN 3.81/../90

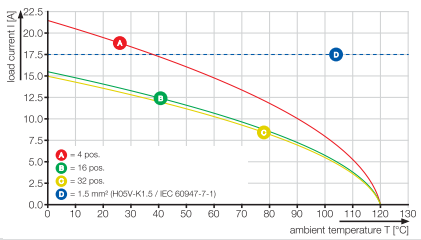




«ЭЛЕКТРО-ПРОФИ» - http://www.ep.ru

## BCF 3.81../180FZE



## BCF 3.81../180LRZE



**Dimensioned drawing**

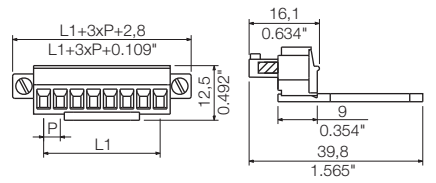


**Dimensioned drawing**

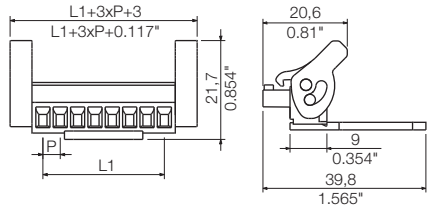


## Ordering data

**Solder pin length**

| Colour | | | | orange | black |
|---|---|---|---|---|---|
| **Pitch** | **3.81 mm** | | | | |
| **Pol.** | L1 | (inch) | **Qty.** | **Order No.** | **Order No.** |
| 5 | 15.24 | 0.600 | 50 | **1235970000** | **1231350000** |
| 6 | 19.05 | 0.750 | 50 | **1235980000** | **1231360000** |
| 7 | 22.86 | 0.900 | 50 | **1235990000** | **1231370000** |
| 8 | 26.67 | 1.050 | 50 | **1236000000** | **1231380000** |
| 9 | 30.48 | 1.200 | 50 | **1236010000** | **1231390000** |
| 10 | 34.29 | 1.350 | 50 | **1236020000** | **1231410000** |
| 11 | 38.10 | 1.500 | 50 | **1236030000** | **1231420000** |
| 12 | 41.91 | 1.650 | 50 | **1236040000** | **1231430000** |
| 13 | 45.72 | 1.800 | 50 | **1236050000** | **1231440000** |
| 14 | 49.53 | 1.950 | 50 | **1236070000** | **1231450000** |
| 15 | 53.34 | 2.100 | 50 | **1236080000** | **1231460000** |
| 16 | 57.12 | 2.250 | 50 | **1236090000** | **1231470000** |
| 17 | 60.96 | 2.400 | 50 | **1236100000** | **1231480000** |
| 18 | 64.77 | 2.550 | 50 | **1236110000** | **1231490000** |

## Ordering data

**Solder pin length**

| Colour | | | | orange | black |
|---|---|---|---|---|---|
| **Pitch** | **3.81 mm** | | | | |
| **Pol.** | L1 | (inch) | **Qty.** | **Order No.** | **Order No.** |
| 5 | 15.24 | 0.600 | 50 | **1236120000** | **1231520000** |
| 6 | 19.05 | 0.750 | 50 | **1236130000** | **1231530000** |
| 7 | 22.86 | 0.900 | 50 | **1236140000** | **1231540000** |
| 8 | 26.67 | 1.050 | 50 | **1236150000** | **1231550000** |
| 9 | 30.48 | 1.200 | 50 | **1236160000** | **1231560000** |
| 10 | 34.29 | 1.350 | 50 | **1236170000** | **1231570000** |
| 11 | 38.10 | 1.500 | 50 | **1236180000** | **1231580000** |
| 12 | 41.91 | 1.650 | 50 | **1236190000** | **1231590000** |
| 13 | 45.72 | 1.800 | 50 | **1236200000** | **1231610000** |
| 14 | 49.53 | 1.950 | 50 | **1236210000** | **1231620000** |
| 15 | 53.34 | 2.100 | 50 | **1236220000** | **1231630000** |
| 16 | 57.12 | 2.250 | 50 | **1236230000** | **1231640000** |
| 17 | 60.96 | 2.400 | 50 | **1236240000** | **1231650000** |
| 18 | 64.77 | 2.550 | 50 | **1236250000** | **1231660000** |

**Additional derating curves**

BCF 3.81../180 - SC 3.81../90

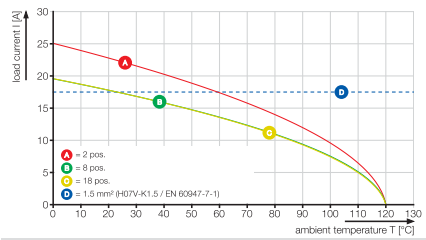


BCF 3.81../180 - SC 3.81../180

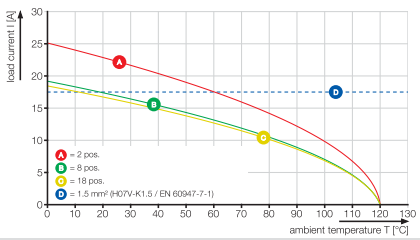




«ЭЛЕКТРО-ПРОФИ» - http://www.ep.ru

# Connectors in 3.81 mm pitch
# Series BC/SC 3.81

## BCL-SMT 3.81/../90



Inverted female headers for:

- Touch-safety on the circuit board with board-to-wire connection (with the SCZ)
- Board-to-board component connection (with SC/SC-SMT)
- Works with reflow soldering and automatic placement.
  Orientation: 90°
- Available in closed version with screw Flange (F) and inverted solder flange (LFI).

Weidmüller's 3.81-mm-pitch (0.15 inch) plug-in connectors are compatible with the layouts of standard connectors and offer space for labelling and coding.

## Product data

IEC: 320 V / 17.5 A
UL: 300 V / 10 A

**For additional articles and information, refer to catalog.weidmueller.com**

**Note:**

- Additional colours on request
- Gold-plated contact surfaces on request
- Rated current related to rated cross-section and min. No. of poles.
- P on drg. = pitch
- Rated data refer only to the component itself. Clearance and creepage distances to other components are to be designed in accordance with the relevant application standards.

## BCL-SMT 3.81/../90



**Dimensioned drawing**

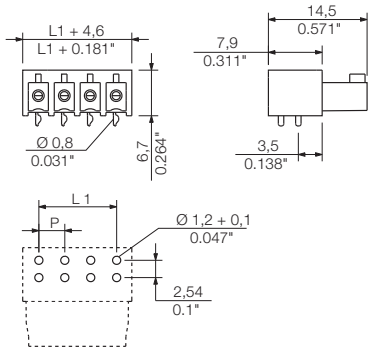


## Technical data

| In compliance with IEC 60664-1 / IEC 61984 | | | | |
|---|---|---|---|---|
| Clamping range, max. | mm² | | | |
| **Solid core H05(07) V-U** | **mm²** | | | |
| Stranded H07 V-R | | | | |
| Flexible H05(07) V-K | mm² | | | |
| Flexible with ferrule | mm² | | | |
| Ferrule with plastic collar | mm² | | | |
| Stripping length | mm | | | |
| Screwdriver blade | mm | | | |
| According to norm | | | | |
| Tightening torque range | Nm | | | |
| **Rated current, max.** | **A** | **17.5** | | **17.5** |
| At ambient temperature | | 20°C | | 40°C |
| For conductor cross-section | mm² | | | |
| Overvoltage category | | III | III | II |
| Pollution severity | | 3 | 2 | 2 |
| **Rated voltage** | **V** | **160** | **160** | **320** |
| Rated impulse voltage | kV | 2.5 | 2.5 | 2.5 |
| **UL / CUL (Use Group)** | | **B** | **C** | **D** |
| **Rated voltage** | **V** | **300** | | **300** |
| **Rated current** | **A** | **10** | | **10** |
| **AWG conductor** | **AWG** | | **-** | |
| **CSA (Use Group)** | | **B** | **C** | **D** |
| Rated voltage | V | 300 | | 300 |
| Rated current | A | 10 | | 10 |
| AWG conductor | AWG | | - | |
| **General data** | | | | |
| Type of insulation material | | LCP GF | | |
| Flammability class UL 94 | | V-0 | | |
| Contact base material | | Copper alloy | | |
| Material of contact surface | | tinned | | |
| Pin dimensions = d | mm | 0.8 | | |
| Solder eyelet Ø = D | mm | 1.2 | | |
| Solder eyelet Ø tolerance | mm | + 0,1 | | |

## Accessories

**Note:** Refer to the Accessories chapter for additional accessories.

## Ordering data

| Solder pin length | | | | 1.5 mm |
|---|---|---|---|---|
| Colour | | | | black |
| **Pitch** | **3.81 mm** | | | |
| **Pol.** | L1 | (inch) | **Qty.** | **Order No.** |
| 2 | 3.81 | 0.150 | 50 | **1974750000** |
| 3 | 7.62 | 0.300 | 50 | **1974770000** |
| 4 | 11.43 | 0.450 | 50 | **1974780000** |
| 5 | 15.24 | 0.600 | 50 | **1974800000** |
| 6 | 19.05 | 0.750 | 50 | **1974820000** |
| 7 | 22.86 | 0.900 | 50 | **1974840000** |
| 8 | 26.67 | 1.050 | 50 | **1974850000** |
| 9 | 30.48 | 1.200 | 50 | **1974880000** |
| 10 | 34.29 | 1.350 | 50 | **1974890000** |
| 11 | 38.10 | 1.500 | 50 | **1974910000** |
| 12 | 41.91 | 1.650 | 50 | **1974930000** |

**Representative derating curve**

BCL-SMT 3.81/../90 - SCZ 3.81/../180

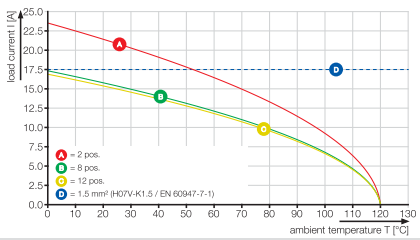




«ЭЛЕКТРО-ПРОФИ» - http://www.ep.ru

## BCL-SMT 3.81/../90LFI



**Dimensioned drawing**

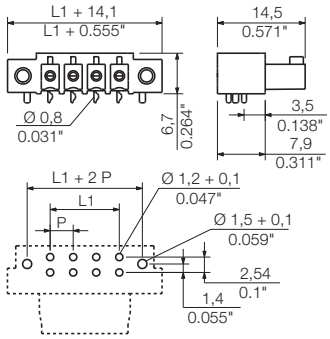


### Ordering data

| Solder pin length | | | | 1.5 mm |
|---|---|---|---|---|
| Colour | | | | black |
| **Pitch** | **3.81 mm** | | | |
| **Pol.** | L1 | (inch) | **Qty.** | **Order No.** |
| 2 | 3.81 | 0.150 | 50 | **1028720000** |
| 3 | 7.62 | 0.300 | 50 | **1028730000** |
| 4 | 11.43 | 0.450 | 50 | **1028740000** |
| 5 | 15.24 | 0.600 | 50 | **1028750000** |
| 6 | 19.05 | 0.750 | 50 | **1028760000** |
| 7 | 22.86 | 0.900 | 50 | **1028770000** |
| 8 | 26.67 | 1.050 | 50 | **1028790000** |
| 9 | 30.48 | 1.200 | 50 | **1028810000** |
| 10 | 34.29 | 1.350 | 50 | **1028820000** |
| 11 | 38.10 | 1.500 | 50 | **1028830000** |
| 12 | 41.91 | 1.650 | 50 | **1028840000** |

**Additional derating curves**

BCL-SMT 3.81/../90 - SCZ 3.81/../180

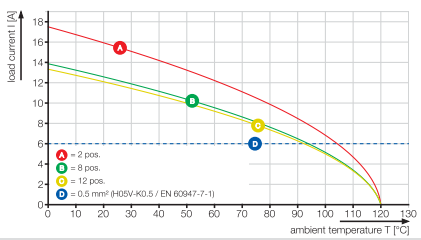


## BCL-SMT 3.81/../90F



**Dimensioned drawing**

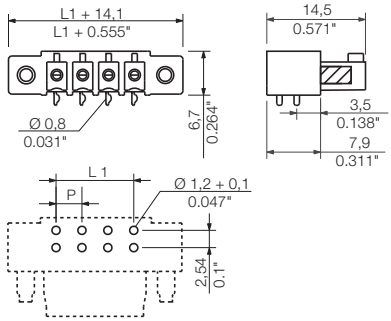


### Ordering data

| Solder pin length | | | | 1.5 mm |
|---|---|---|---|---|
| Colour | | | | black |
| **Pitch** | **3.81 mm** | | | |
| **Pol.** | L1 | (inch) | **Qty.** | **Order No.** |
| 2 | 3.81 | 0.150 | 50 | **1975690000** |
| 3 | 7.62 | 0.300 | 50 | **1975700000** |
| 4 | 11.43 | 0.450 | 50 | **1975710000** |
| 5 | 15.24 | 0.600 | 50 | **1975730000** |
| 6 | 19.05 | 0.750 | 50 | **1975740000** |
| 7 | 22.86 | 0.900 | 50 | **1975750000** |
| 8 | 26.67 | 1.050 | 50 | **1975760000** |
| 9 | 30.48 | 1.200 | 50 | **1975780000** |
| 10 | 34.29 | 1.350 | 50 | **1975790000** |
| 11 | 38.10 | 1.500 | 50 | **1975820000** |
| 12 | 41.91 | 1.650 | 50 | **1975830000** |



«ЭЛЕКТРО-ПРОФИ» - http://www.ep.ru

# Connectors in 3.81 mm pitch
# Series BC/SC 3.81

## BCL-SMT 3.81/../180



Inverted female headers for:

- Touch-safety on the circuit board with board-to-wire (when connecting with the SCZ)
- Board-to-board component connection (with SC/SC-SMT)
- Works with reflow soldering and automatic placement.
- Orientation: 180°
- Available in closed version and with invertetd solder flange (LFI).

Weidmüller's 3.81-mm-pitch (0.15 inch) plug-in connectors are compatible with the layouts of standard connectors and offer space for labelling and coding.

## Product data

IEC: 320 V / 17.5 A
UL: 300 V / 10 A

**For additional articles and information, refer to catalog.weidmueller.com**

**Note:**

- Additional colours on request
- Gold-plated contact surfaces on request
- Rated current related to rated cross-section and min. No. of poles.
- P on drg. = pitch
- Rated data refer only to the component itself. Clearance and creepage distances to other components are to be designed in accordance with the relevant application standards.

## BCL-SMT 3.81/../180



**Dimensioned drawing**

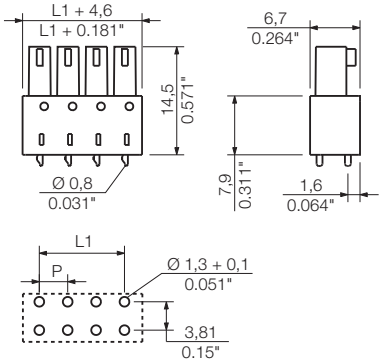


## Technical data

| In compliance with IEC 60664-1 / IEC 61984 | | | | |
|---|---|---|---|---|
| Clamping range, max. | mm² | | | |
| **Solid core H05(07) V-U** | **mm²** | | | |
| Stranded H07 V-R | | | | |
| Flexible H05(07) V-K | mm² | | | |
| Flexible with ferrule | mm² | | | |
| Ferrule with plastic collar | mm² | | | |
| Stripping length | mm | | | |
| Screwdriver blade | mm | | | |
| According to norm | | | | |
| Tightening torque range | Nm | | | |
| **Rated current, max.** | **A** | **17.5** | | **17.5** |
| At ambient temperature | | 20°C | | 40°C |
| For conductor cross-section | mm² | | | |
| Overvoltage category | | III | III | II |
| Pollution severity | | 3 | 2 | 2 |
| **Rated voltage** | **V** | **160** | **160** | **320** |
| Rated impulse voltage | kV | 2.5 | 2.5 | 2.5 |
| **UL / CUL (Use Group)** | | **B** | **C** | **D** |
| **Rated voltage** | **V** | **300** | | **300** |
| **Rated current** | **A** | **10** | | **10** |
| **AWG conductor** | **AWG** | | - | |
| **CSA (Use Group)** | | **B** | **C** | **D** |
| Rated voltage | V | 300 | | 300 |
| Rated current | A | 10 | | 10 |
| AWG conductor | AWG | | - | |
| **General data** | | | | |
| Type of insulation material | | LCP GF | | |
| Flammability class UL 94 | | V-0 | | |
| Contact base material | | Copper alloy | | |
| Material of contact surface | | tinned | | |
| Pin dimensions = d | mm | 0.8 | | |
| Solder eyelet Ø = D | mm | 1.2 | | |
| Solder eyelet Ø tolerance | mm | + 0,1 | | |

## Accessories

**Note:** Refer to the Accessories chapter for additional accessories.

## Ordering data

| Solder pin length | | | | 1.5 mm |
|---|---|---|---|---|
| Colour | | | | black |
| **Pitch** | **3.81 mm** | | | |
| **Pol.** | L1 | (inch) | **Qty.** | **Order No.** |
| 2 | 3.81 | 0.150 | 50 | **1976490000** |
| 3 | 7.62 | 0.300 | 50 | **1976500000** |
| 4 | 11.43 | 0.450 | 50 | **1976520000** |
| 5 | 15.24 | 0.600 | 50 | **1976530000** |
| 6 | 19.05 | 0.750 | 50 | **1976550000** |
| 7 | 22.86 | 0.900 | 50 | **1976570000** |
| 8 | 26.67 | 1.050 | 50 | **1976580000** |
| 9 | 30.48 | 1.200 | 50 | **1976590000** |
| 10 | 34.29 | 1.350 | 50 | **1976610000** |
| 11 | 38.10 | 1.500 | 50 | **1976620000** |
| 12 | 41.91 | 1.650 | 50 | **1976640000** |

**Representative derating curve**

BCL-SMT 3.81/../180 - SCZ 3.81/../180

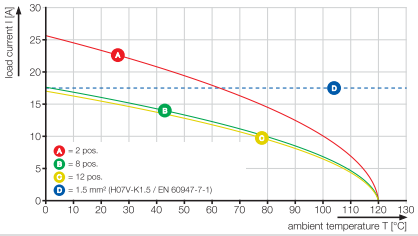




«ЭЛЕКТРО-ПРОФИ» - http://www.ep.ru

## BCL-SMT 3.81/../180LFI



### Dimensioned drawing

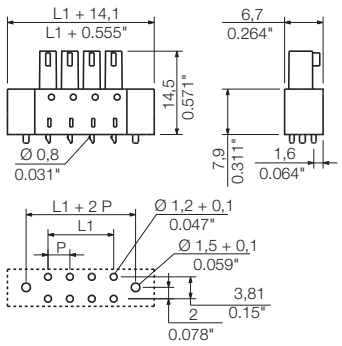


## Ordering data

| Solder pin length | | | | 1.5 mm |
|---|---|---|---|---|
| Colour | | | | black |
| **Pitch** | **3.81 mm** | | | |
| **Pol.** | L1 | (inch) | **Qty.** | **Order No.** |
| 2 | 3.81 | 0.150 | 50 | **1029260000** |
| 3 | 7.62 | 0.300 | 50 | **1029270000** |
| 4 | 11.43 | 0.450 | 50 | **1029280000** |
| 5 | 15.24 | 0.600 | 50 | **1029290000** |
| 6 | 19.05 | 0.750 | 50 | **1029310000** |
| 7 | 22.86 | 0.900 | 50 | **1029320000** |
| 8 | 26.67 | 1.050 | 50 | **1029330000** |
| 9 | 30.48 | 1.200 | 50 | **1029340000** |
| 10 | 34.29 | 1.350 | 50 | **1029350000** |
| 11 | 38.10 | 1.500 | 50 | **1029360000** |
| 12 | 41.91 | 1.650 | 50 | **1029370000** |

### Additional derating curves

BCL-SMT 3.81/../180 - SCZ 3.81/../180

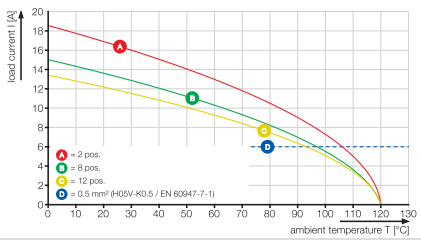




«ЭЛЕКТРО-ПРОФИ» - http://www.ep.ru

# Male header SL-SMT 5.0x and SL-SMarT 5.0x
# The connecting element in the reflow process

**Optimised for SMT (Surface Mount Technology)**

Innovative, application oriented male headers made from high temperature insulating material LCP (Liquid crystal polymer) permits seamless integration of the connections into the automated SMT production process, including reflow soldering.

The comprehensive portfolio impresses with significant gains in efficiency in assembly production, i.e. a reduction of manufacturing costs of up to 30 %, with increased process security and proven reliability.



**Integrated to fit your design**

Adaptable connection system – the colour of the male headers can be adapted to the device design and not the other way around. Male headers made of LCP available in black, grey or green.



**Standard-compliant fixing**

More benefit with less overhead: the patented solder flange reduces three steps into one while simultaneously protecting the solder location from continuous mechanical stress. A uniform drill-hole diameter: no attachment of the fastening screw is required since the additional attachment is taken care of automatically during the solder process



**SL-SMarT: designed for automatic machine assembly**

All pole counts are “on board” – with only two articles needed in inventory and in feeder. A patented design, with self-adjusting 2- and 3-pole male header modules, results in a reduced number of varieties required and reduced costs. The security and efficiency of your process are increased because they can be processed without a Pick & Place pad.



«ЭЛЕКТРО-ПРОФИ» - http://www.ep.ru



**Delivered to fit your process:**

Tape packaging with optimised tape pockets customised to match the width and pole count: this ensures that the feeders are used optimally and that the male headers are securely positioned on the tape.



**Specified to fit your application:**

1.5 mm short pins for flush solder joints permit PCB assembly on both sides in accordance with IPC A-610 and also reduces the solder paste volume significantly. At the same time, the required stroke length of the Pick & Place machine is reduced to a minimum. As an alternative, 3.2 mm pins are available for PCBs thicker than 1.6 mm.



«ЭЛЕКТРО-ПРОФИ» - http://www.ep.ru

# Male header SL 5.0x
# Optimised for wave soldering

These male headers in 5.00 mm and 5.08 mm pitch with the characteristics wave design in the mating face are the standard headers used in industrial automation. This male header has already enjoyed decades of market success; it is the basis for device connection systems for both wave and manual soldering.



**Increased density for device connections:**

You can maximise connection density by using double-level male headers together with your choice of connection systems on the field side.



**Three outlet directions:**

There are more device design possibilities created by the different conductor path angles.



«ЭЛЕКТРО-ПРОФИ» - http://www.ep.ru

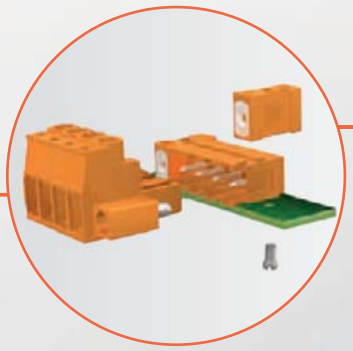

### Safe under vibration and shock

- Vibration proof connection between male header and female plug
- The male header can also be screwed to the PCB
- Available with gold-plated surfaces



### Specified to fit your assembly process

Gold-plated male headers have gold plating on the functional surfaces but not on the solder surfaces. This prevents contamination of the solder bath.





### Integrated to fit your design

Adaptable connection system - the colour of the plug connectors fits to the device design and not the other way around.



### Extensive accessories

- Light guides carry signals from the PCB LEDs to the front plate
- Partitions can be used to visually separate the different functional areas of the male header.
- All male headers can be manually coded or ordered as pre-coded headers.



«ЭЛЕКТРО-ПРОФИ» - http://www.ep.ru

# BLZP 5.0x
# Pluggable, universal screw connection

**The BLZP is the functional extension of the BLZ series, which has proven itself on the market for decades.**

WIRE READY

The “P” in the part name stands for an increase in security and efficiency in both fabrication and use. Resulting from this are additional customer benefits, such as a continuous function and safety chain, increased efficiency and process reliability and much more user friendly operation.



### Folded steel clamping yoke

When the screw on the clamp is tightened, there is a counter effect in the clamping yoke‘s threaded area. This ensures a maintenance free and durable gas-tight connection. In addition, the elastic behaviour of the clamping yoke compensates for the setting of the connected wire and any temperature induced deviations.



### Hybrid contacts

The current bar and the tulip contact are made from two different materials and then welded together. The current bar has high conductivity and the tulip contact is characterised by its excellent spring properties.



### Safe connection – error-free wiring

The integrated “wire guard” feature prevents dangerous insertion of the wire below the clamping area and thus protects against contact or insertion errors.



### Securely lock – simply release

Fast, self-locking with the male header for tool-free handling. Releasing of the female plug is gentle on components.





«ЭЛЕКТРО-ПРОФИ» - http://www.ep.ru



### Safe contacting – universal operation

Globally compatible screw head for uncomplicated operation with standard hand tools or power tools.

### Conductor outlet direction up/down




### Conductor outlet direction straight/inclined




### Locking options




**F** = screw flange / **LR** = Lock & Release lever



### Process-compatible by default – economical processing

Unpack – “Wire Ready” – Connect. The “Wire Ready” technology ensures that all clamping units are fully open on delivery, even after world-wide shipping.



«ЭЛЕКТРО-ПРОФИ» - http://www.ep.ru

# BLT 5.08
# Female plug for limites space installation locations

The BLT range is the most compact TOP connection of its type available in 5.08 mm pitch. This greatly simplifies device design because the cable entry and screw are located in the same plane of the plug-in connector. With the wire connection parallel to the circuit board, the BLT is specialised for use in limited installation spaces and high packing densities.

WIRE READY

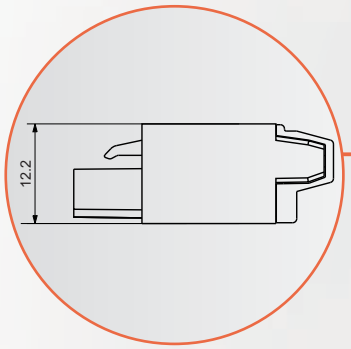


**Minimal height**

With a height of only 12.2 mm, the BLT is currently the smallest TOP connection available.





**High component density**

Normal screw terminals have a 90° angle between the directions of the cable entry and the screw. The required space must then be taken into account when designing the device. However with the TOP connection system, the directions for wire entry and clamping operations are the same.



«ЭЛЕКТРО-ПРОФИ» - http://www.ep.ru



**Secure interlock and simple release**

Fast, self-locking with the male header for tool-free handling. Releasing of the female plug is gentle on components.



**Process-compatible by default – economical processing**

Unpack – “Wire Ready” – Connect. The “Wire Ready” technology ensures that all clamping units are fully open on delivery, even after world-wide shipping.



**Safe to use with no-fault wiring:**

The BLT‘s “pull effect” ensures that the connected wire is pulled in to the clamping point for a securely established contact.



**Hybrid contacts**

For every function, the best material. The current bar and the tulip contact are made from two different materials and then welded together. The current bar has high conductivity and the tulip contact is characterised by its excellent spring properties.



«ЭЛЕКТРО-ПРОФИ» - http://www.ep.ru

# BLF 5.0x and BLDF 5.08 female plugs with PUSH IN technology

PUSH IN

The quick PUSH IN connection is now also available in pitches of 5.00 mm and 5.08 mm. The products are simple, safe and can be used in a variety of applications: The plugs are available for all wire outlet directions (90°, 180° and 270°) and also as a double connector with integrated cross-connection for bus applications. The hybrid contacts used in combination with PUSH IN guarantee a vibration resistant and maintenance-free connection, even under extreme conditions.



**Hybrid contacts**

The current bar and the tulip contact are made from two different materials and then welded together. The current bar has high conductivity and the tulip contact is characterised by its excellent spring properties.



**All-purpose usage:**

Very large clamping range from 0.2 mm² to 2.5 mm² – even when using ferrules with plastic collars.



**Can be tested at any time:**

Simplified functional testing using easily accessible diagnostic test points.



«ЭЛЕКТРО-ПРОФИ» - http://www.ep.ru



### Safe to operate

Rounded edges and large, non-slip control buttons ensure user-friendly operation.



### Extremely durable

The integrated cross-connector is designed for a low voltage drop and allows a powerful 22 A bus power which can supply a high number of notes in the bus system.

### Directly plugged in

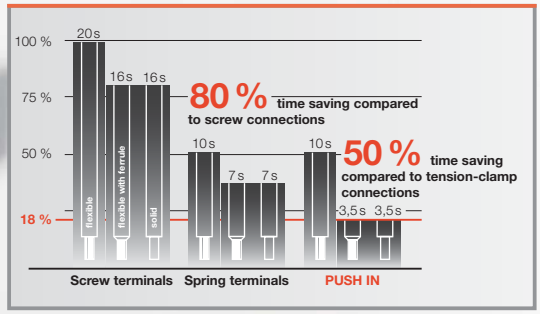


### Simply fast




**PUSH IN**: tool-free connections of pre-prepared wires into the wire-entry funnel.
www.PUSH-IN.com

### Simple and self-explanatory



Intuitive opening of the terminal point using conspicuous push buttons.



### All-round safety

A stainless steel cage enclosure prevents subsidence in the contact area. To prevent any drop in clamping force plastic parts were deliberately not used.



«ЭЛЕКТРО-ПРОФИ» - http://www.ep.ru

# Female plug BLC 5.08
## Cost effective and pre-assembled using a crimp connection

The BLC product family with crimp connections provides an affordable solution with pre-assembled female plugs that is also appropriate for large batch jobs. The contacts can be crimped by using hand tools or with a crimping machine in the factory when producing large batches.

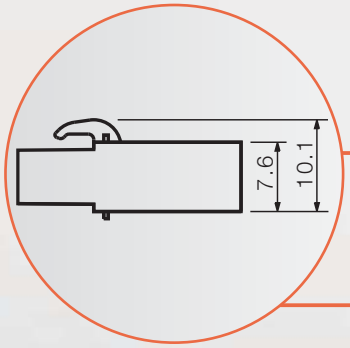


**Minimal height**

The very low height of only 10.1 mm enables higher packaging density

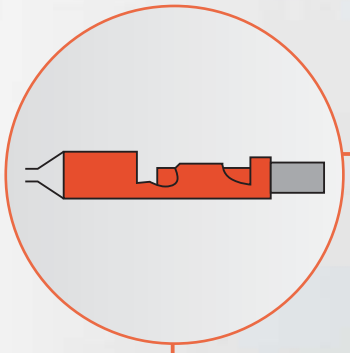

**Effective and cost-effective**

By using high performance metals, a costly over-spring on the tulip contact can be avoided. This cost saving is passed directly to the customer.



**Process-compatible by default – economical processing**

Delivery of the crimp contacts loose in bags, or as tape-packaged carrier strips. For the following conductor sizes: 0.22 to 0.35 mm², 0.50 to 1.00 mm², 1.50 to 2.50 mm².



«ЭЛЕКТРО-ПРОФИ» - http://www.ep.ru



**Flexible for a variety of applications**

Affordable machine crimping or with hand tools in the field.



**High component density**

Screw terminals have a 90° angle between the directions of the cable entry and the screw. The required space must then be taken into account when designing the device. In the crimp connector system, however, the conductor insertion and operation is parallel to the circuit board.





**Safe to use with no-fault wiring:**

The crimp contact is crimped on a stripped wire and then snapped in to the female plug – and it's ready!



«ЭЛЕКТРО-ПРОФИ» - http://www.ep.ru

# Connectors in 5.00 mm pitch - Series BL/SL 5.00
## Quick selection

### OMNIMATE Signal 5.00

= Wire to board
= Board to board
= Wire to wire
= Board to wire



**Orientation**

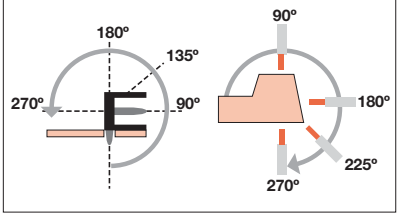


**Solder connection**



| | | | | | Levels | 1 | | | 2 |
|---|---|---|---|---|---|---|---|---|---|
| | | | | Type | | SL | SL | SL | SLD |
| | | | Orientation | | | 90° | 135° | 180° | 90° |
| | | Flange options | | | | (O)/B | (O)/B | (O)/B | G |
| | | | | | Page | C.144 | C.148 | C.146 | C.150 |
| Female plug | Screw: Clamping yoke |  | BLZP | 180° | (G)/F/LR | C.152 | ● | ● | ● | ● |
| | |  | BLZP | 90° | (G)/F/LR | C.154 | ● | ● | ● | |
| | |  | BLZP | 270° | (G)/F/LR | C.156 | ● | ● | ● | |
| | Spring: PUSH IN |  | BLF | 180° | (G)/F/LR | C.158 | ● | ● | ● | ● |
| | |  | BLF | 90° | (G)/F/LR | C.160 | ● | ● | ● | |

**Female plug and header:**
**(G)***= Closed (without flange)
**F** = Flange with screw
**LR** = Lock & Release lever

* not included in the article description

**Male header and plug:**
**(O)*** = open
**B** = Dovetail for fixing blocks with a nut
**G** = closed
**F** = Screw flange with nut
**LF** = Solder flange with nut
**GLF** = closed with additional solder flange
**FLF** = Flange with nut and additional solder flange



«ЭЛЕКТРО-ПРОФИ» - http://www.ep.ru

## Male header

### Reflow solder connection



| | 2 | 1 | | 1 | | 2 |
|---|---|---|---|---|---|---|
| | **SLD** | **SL-SMT** | **SL-SMT** | **SL-SMarT** | **SL-SMarT** | **SLDV-THR** |
| | 180° | 90° | 180° | 90° | 180° | 180° |
| | G | (O)/G/LF | (O)/G/LF | (O) | (O) | G/GLF/F/FLF |
| | C.151 | C.134 | C.138 | C.182 | C.183 | C.142 |
| | ● | ● | ● | ● | ● | ● |
| | | ● | ● | ● | ● | ● |
| | | ● | ● | ● | ● | |
| | ● | ● | ● | ● | ● | ● |
| | | ● | ● | ● | ● | ● |



«ЭЛЕКТРО-ПРОФИ» - http://www.ep.ru

# Connectors in 5.00 mm pitch
# Series BL/SL 5.00

## SL-SMT 5.00/../90



High-temperature-resistant, 90°-angled male header, optimised for SMT processing. The male headers can be manually coded or ordered as pre-coded headers.

- Available in open, closed (G) or with solder Flange (LF).
- The solder flange makes an additional screw-fixation to the PCB unnecessary and protects the solder joints against mechanical stress.
- Available with 1.5 mm or 3.2 mm solder pins.
- Packed either in box (BX) or an anti-static roll (tape-on-reel, RL)
- The 1.5 mm solder pin reduces the solder paste to a minimum without loosing holding force to the PCB.

## Product data

**For additional articles and information, refer to catalog.weidmueller.com**

**Note:**

## SL-SMT 5.00/../90 Box

**Packaged in box**



**Dimensioned drawing**

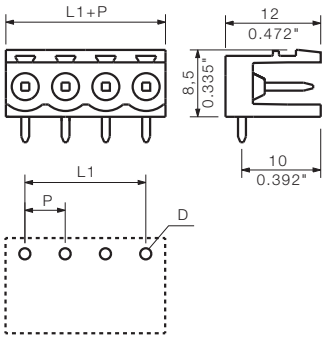


## Technical data

| In compliance with IEC 60664-1 / IEC 61984 | | | | |
|---|---|---|---|---|
| Clamping range, max. | mm² | | | |
| **Solid core H05(07) V-U** | **mm²** | | | |
| Stranded H07 V-R | | | | |
| Flexible H05(07) V-K | mm² | | | |
| Flexible with ferrule | mm² | | | |
| Ferrule with plastic collar | mm² | | | |
| Stripping length | mm | | | |
| Screwdriver blade | mm | | | |
| According to norm | | | | |
| Tightening torque range | Nm | | | |
| **Rated current, max.** | **A** | **19** | | **16** |
| At ambient temperature | | 20°C | | 40°C |
| For conductor cross-section | mm² | | | |
| Overvoltage category | | III | III | II |
| Pollution severity | | 3 | 2 | 2 |
| **Rated voltage** | **V** | **250** | **320** | **400** |
| Rated impulse voltage | kV | 4 | 4 | 4 |
| **UL / CUL (Use Group)** | | **B** | **C** | **D** |
| **Rated voltage** | **V** | **300** | | **300** |
| **Rated current** | **A** | **15** | | **10** |
| **AWG conductor** | **AWG** | | **-** | |
| **CSA (Use Group)** | | **B** | **C** | **D** |
| Rated voltage | V | 300 | | 300 |
| Rated current | A | 15 | | 10 |
| AWG conductor | AWG | | - | |
| **General data** | | | | |
| Type of insulation material | | LCP GF | | |
| Flammability class UL 94 | | V-0 | | |
| Contact base material | | CuSn | | |
| Material of contact surface | | tinned | | |
| Pin dimensions = d | mm | 1.2, Octagonal | | |
| Solder eyelet Ø = D | mm | 1.5 | | |
| Solder eyelet Ø tolerance | mm | + 0,1 | | |

## Accessories

**Note:** Refer to the Accessories chapter for additional accessories.

| Coding | | Order No. |
|---|---|---|
|  | BLZ/SL KO OR | **1573010000** |
| | BLZ/SL KO SW | **1545710000** |
| **Partition element** | | |
|  | SL AT OR | **1598300000** |
| | SL AT SW | **1770240000** |
| **LED light guide** | | |
|  | SL FLA 1.5/1 | **1580100000** |
| | SL FLA 1.5/24 | **1595850000** |
| | SL FLA 2,3/1 | **1636670000** |
| | SL FLA 2,3/24 | **1636680000** |
| | SL FLA 3.8/1 | **1580110000** |
| | SL FLA 3.8/24 | **1595860000** |
| | SL FLA 9.0/1 | **1580120000** |
| | SL FLA 9.0/24 | **1595870000** |

## Ordering data

| Solder pin length | | | | 1.5 mm | 3.2 mm |
|---|---|---|---|---|---|
| Colour | | | | black | black |
| **Pitch** | **5.00 mm** | | | | |
| **Pol.** | L1 | (inch) | **Qty.** | **Order No.** | **Order No.** |
| 2 | 5.00 | 0.197 | 100 | **1796930000** | **1839890000** |
| 3 | 10.00 | 0.394 | 100 | **1796940000** | **1839900000** |
| 4 | 15.00 | 0.591 | 100 | **1796950000** | **1839910000** |
| 5 | 20.00 | 0.787 | 50 | **1796960000** | **1839920000** |
| 6 | 25.00 | 0.984 | 50 | **1796970000** | **1839930000** |
| 7 | 30.00 | 1.181 | 50 | **1796980000** | **1839940000** |
| 8 | 35.00 | 1.378 | 50 | **1796990000** | **1839950000** |
| 9 | 40.00 | 1.575 | 50 | **1797000000** | **1839960000** |
| 10 | 45.00 | 1.772 | 50 | **1797010000** | **1839970000** |
| 11 | 50.00 | 1.969 | 50 | **1797020000** | **1839980000** |
| 12 | 55.00 | 2.165 | 50 | **1797030000** | **1839990000** |
| 13 | 60.00 | 2.362 | 50 | **1797040000** | **1840000000** |
| 14 | 65.00 | 2.559 | 50 | **1797050000** | **1840010000** |
| 15 | 70.00 | 2.756 | 50 | **1797060000** | **1840020000** |
| 16 | 75.00 | 2.953 | 50 | **1797070000** | **1840030000** |
| 17 | 80.00 | 3.150 | 20 | | **1840040000** |
| 18 | 85.00 | 3.346 | 20 | | **1840050000** |
| 19 | 90.00 | 3.543 | 20 | | **1840060000** |
| 20 | 95.00 | 3.740 | 20 | | **1840070000** |
| 21 | 100.00 | 3.937 | 20 | | **1840080000** |
| 22 | 105.00 | 4.134 | 20 | | **1840090000** |
| 23 | 110.00 | 4.331 | 20 | | **1840100000** |
| 24 | 115.00 | 4.528 | 20 | | **1840110000** |



«ЭЛЕКТРО-ПРОФИ» - http://www.ep.ru

## SL-SMT 5.00/../90 Tape

**Tape-on-reel**



**Dimensioned drawing**

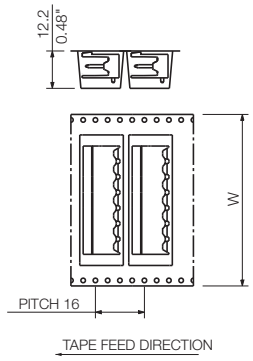


### Ordering data

| Solder pin length | | | | 1.5 mm |
|---|---|---|---|---|
| Colour | | | | black |
| **Pitch** | **5.00 mm** | | | |
| **Pol.** | L1 | (inch) | **Qty.** | **Order No.** |
| 2 | 5.00 | 0.197 | 350 | **1797620000** |
| 3 | 10.00 | 0.394 | 350 | **1797630000** |
| 4 | 15.00 | 0.591 | 350 | **1797640000** |
| 5 | 20.00 | 0.787 | 350 | **1797650000** |
| 6 | 25.00 | 0.984 | 350 | **1797660000** |
| 7 | 30.00 | 1.181 | 350 | **1797670000** |
| 8 | 35.00 | 1.378 | 350 | **1797680000** |

Tape widths: 32, 44, 56, 72, 88

## SL-SMT 5.00/../90G Box



**Dimensioned drawing**

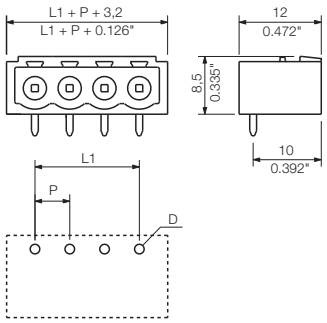


### Ordering data

| Solder pin length | | | | 1.5 mm | 3.2 mm |
|---|---|---|---|---|---|
| Colour | | | | black | black |
| **Pitch** | **5.00 mm** | | | | |
| **Pol.** | L1 | (inch) | **Qty.** | **Order No.** | **Order No.** |
| 2 | 5.00 | 0.197 | 100 | **1797080000** | **1840120000** |
| 3 | 10.00 | 0.394 | 100 | **1797090000** | **1840130000** |
| 4 | 15.00 | 0.591 | 100 | **1797100000** | **1840140000** |
| 5 | 20.00 | 0.787 | 50 | **1797110000** | **1840150000** |
| 6 | 25.00 | 0.984 | 50 | **1797120000** | **1840160000** |
| 7 | 30.00 | 1.181 | 50 | **1797130000** | **1840170000** |
| 8 | 35.00 | 1.378 | 50 | **1797140000** | **1840180000** |
| 9 | 40.00 | 1.575 | 50 | **1797150000** | **1840190000** |
| 10 | 45.00 | 1.772 | 50 | **1797160000** | **1840200000** |
| 11 | 50.00 | 1.969 | 50 | **1797170000** | **1840210000** |
| 12 | 55.00 | 2.165 | 50 | **1797180000** | **1840220000** |
| 13 | 60.00 | 2.362 | 50 | **1797190000** | **1840230000** |
| 14 | 65.00 | 2.559 | 50 | **1797200000** | **1840240000** |
| 15 | 70.00 | 2.756 | 50 | **1797210000** | **1840250000** |
| 16 | 75.00 | 2.953 | 50 | **1797220000** | **1840260000** |
| 17 | 80.00 | 3.150 | 20 | | **1840270000** |
| 18 | 85.00 | 3.346 | 20 | | **1840280000** |
| 19 | 90.00 | 3.543 | 20 | | **1840290000** |
| 20 | 95.00 | 3.740 | 20 | | **1840300000** |
| 21 | 100.00 | 3.937 | 20 | | **1840310000** |
| 22 | 105.00 | 4.134 | 20 | | **1840320000** |
| 23 | 110.00 | 4.331 | 20 | | **1840330000** |
| 24 | 115.00 | 4.528 | 20 | | **1840340000** |

## SL-SMT 5.00/../90G Tape

**Tape-on-reel**



**Dimensioned drawing**

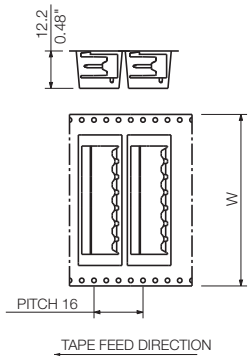


### Ordering data

| Solder pin length | | | | 1.5 mm |
|---|---|---|---|---|
| Colour | | | | black |
| **Pitch** | **5.00 mm** | | | |
| **Pol.** | L1 | (inch) | **Qty.** | **Order No.** |
| 2 | 5.00 | 0.197 | 350 | **1797690000** |
| 3 | 10.00 | 0.394 | 350 | **1797700000** |
| 4 | 15.00 | 0.591 | 350 | **1797710000** |
| 5 | 20.00 | 0.787 | 350 | **1797720000** |
| 6 | 25.00 | 0.984 | 350 | **1797730000** |
| 7 | 30.00 | 1.181 | 350 | **1797740000** |

Tape widths: 32, 44, 56, 72, 88



«ЭЛЕКТРО-ПРОФИ» - http://www.ep.ru

# Connectors in 5.00 mm pitch
# Series BL/SL 5.00

## SL-SMT 5.00/../90



High-temperature-resistant, 90°-angled male header, optimised for SMT processing. The male headers can be manually coded or ordered as pre-coded headers.

- Available in open, closed (G) or with solder Flange (LF).
- The solder flange makes an additional screw-fixation to the PCB unnecessary and protects the solder joints against mechanical stress.
- Available with 1.5 mm or 3.2 mm solder pins.
- Packed either in box (BX) or an anti-static roll (tape-on-reel, RL)
- The 1.5 mm solder pin reduces the solder paste to a minimum without loosing holding force to the PCB.

## Product data

**For additional articles and information, refer to catalog.weidmueller.com**

**Note:**

## SL-SMT 5.00/../90LF Box



**Dimensioned drawing**

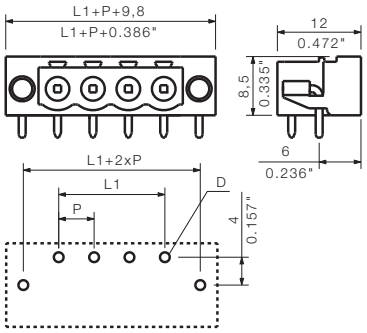


## Technical data

| In compliance with IEC 60664-1 / IEC 61984 | | | | |
|---|---|---|---|---|
| Clamping range, max. | mm² | | | |
| **Solid core H05(07) V-U** | **mm²** | | | |
| Stranded H07 V-R | | | | |
| Flexible H05(07) V-K | mm² | | | |
| Flexible with ferrule | mm² | | | |
| Ferrule with plastic collar | mm² | | | |
| Stripping length | mm | | | |
| Screwdriver blade | mm | | | |
| According to norm | | | | |
| Tightening torque range | Nm | | | |
| **Rated current, max.** | **A** | **19** | | **16** |
| At ambient temperature | | 20°C | | 40°C |
| For conductor cross-section | mm² | | | |
| Overvoltage category | | III | III | II |
| Pollution severity | | 3 | 2 | 2 |
| **Rated voltage** | **V** | **250** | **320** | **400** |
| Rated impulse voltage | kV | 4 | 4 | 4 |
| **UL / CUL (Use Group)** | | **B** | **C** | **D** |
| **Rated voltage** | **V** | **300** | | **300** |
| **Rated current** | **A** | **15** | | **10** |
| **AWG conductor** | **AWG** | | **-** | |
| **CSA (Use Group)** | | **B** | **C** | **D** |
| Rated voltage | V | 300 | | 300 |
| Rated current | A | 15 | | 10 |
| AWG conductor | AWG | | - | |
| **General data** | | | | |
| Type of insulation material | | LCP GF | | |
| Flammability class UL 94 | | V-0 | | |
| Contact base material | | CuSn | | |
| Material of contact surface | | tinned | | |
| Pin dimensions = d | mm | 1.2, Octagonal | | |
| Solder eyelet Ø = D | mm | 1.5 | | |
| Solder eyelet Ø tolerance | mm | + 0,1 | | |

## Accessories

**Note:** Refer to the Accessories chapter for additional accessories.

| Coding | | Order No. |
|---|---|---|
|  | BLZ/SL KO OR | **1573010000** |
| | BLZ/SL KO SW | **1545710000** |
| **Partition element** | | |
|  | SL AT OR | **1598300000** |
| | SL AT SW | **1770240000** |
| **LED light guide** | | |
|  | SL FLA 1.5/1 | **1580100000** |
| | SL FLA 1.5/24 | **1595850000** |
| | SL FLA 2,3/1 | **1636670000** |
| | SL FLA 2,3/24 | **1636680000** |
| | SL FLA 3.8/1 | **1580110000** |
| | SL FLA 3.8/24 | **1595860000** |
| | SL FLA 9.0/1 | **1580120000** |
| | SL FLA 9.0/24 | **1595870000** |

## Ordering data

| Solder pin length | | | | 1.5 mm | 3.2 mm |
|---|---|---|---|---|---|
| Colour | | | | black | black |
| **Pitch** | **5.00 mm** | | | | |
| **Pol.** | L1 | (inch) | **Qty.** | **Order No.** | **Order No.** |
| 2 | 5.00 | 0.197 | 100 | **1797230000** | **1840350000** |
| 3 | 10.00 | 0.394 | 100 | **1797240000** | **1840360000** |
| 4 | 15.00 | 0.591 | 100 | **1797250000** | **1840370000** |
| 5 | 20.00 | 0.787 | 50 | **1797260000** | **1840380000** |
| 6 | 40.00 | 1.575 | 50 | **1797270000** | **1840390000** |
| 7 | 30.00 | 1.181 | 50 | **1797280000** | **1840400000** |
| 8 | 35.00 | 1.378 | 50 | **1797290000** | **1840410000** |
| 9 | 40.00 | 1.575 | 50 | **1797300000** | **1840420000** |
| 10 | 45.00 | 1.772 | 50 | **1797310000** | **1840430000** |
| 11 | 50.00 | 1.969 | 50 | **1797320000** | **1840440000** |
| 12 | 55.00 | 2.165 | 50 | **1797330000** | **1840450000** |
| 13 | 60.00 | 2.362 | 50 | **1797340000** | **1840460000** |
| 14 | 65.00 | 2.559 | 50 | **1797350000** | **1840470000** |
| 15 | 70.00 | 2.756 | 50 | **1797360000** | **1840480000** |
| 16 | 75.00 | 2.953 | 50 | **1797370000** | **1840490000** |
| 17 | 80.00 | 3.150 | 20 | | **1840500000** |
| 18 | 85.00 | 3.346 | 20 | | **1840510000** |
| 19 | 95.00 | 3.543 | 20 | | **1840520000** |
| 20 | 100.00 | 3.740 | 20 | | **1840530000** |
| 21 | 90.00 | 3.397 | 20 | | **1840540000** |
| 22 | 105.00 | 4.134 | 20 | | **1840550000** |
| 23 | 115.00 | 4.331 | 20 | | **1840560000** |
| 24 | 110.00 | 4.258 | 20 | | **1840570000** |



«ЭЛЕКТРО-ПРОФИ» - http://www.ep.ru

## SL-SMT 5.00/../90LF Tape

**Tape-on-reel; with solder flange**



**Dimensioned drawing**

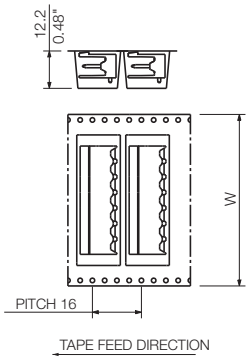


## Ordering data

| Solder pin length | | | | 1.5 mm |
|---|---|---|---|---|
| Colour | | | | black |
| **Pitch** | **5.00 mm** | | | |
| **Pol.** | L1 | (inch) | **Qty.** | **Order No.** |
| 2 | 5.00 | 0.197 | 350 | **1797750000** |
| 3 | 10.00 | 0.394 | 350 | **1797760000** |
| 4 | 15.00 | 0.591 | 350 | **1797770000** |
| 5 | 20.00 | 0.787 | 350 | **1797780000** |
| 6 | 25.00 | 0.984 | 350 | **1797790000** |

Tape widths: 32, 44, 56, 72, 88

## Solder flange (LF)

Normally you use a pin header with fastening flanges (F) in combination with a screw from the rear side of the PCB to increase the fixation forces of the pin headers. The disadvantages are additional process steps that make the PCB mounting complex and cost intensive. The patented solder flange was designed to solve exactly this problem and find a simple and cheap solution. The additional solder pins substitute the present screw flanges and they get soldered together with the pin header. This terminates additional process steps and thus reduces production costs. The additional fixation protects the soldered connections from tensile strain and avoids permanent mechanical stress such as caused by the post-fastened screw forces.





«ЭЛЕКТРО-ПРОФИ» - http://www.ep.ru

# Connectors in 5.00 mm pitch
# Series BL/SL 5.00

## SL-SMT 5.00/../180



High-temperature-resistant, 180°-angled male header, optimised for SMT processing. The male headers can be manually coded or ordered as pre-coded headers.

- Available in open, closed (G) or with solder Flange (LF).
- The solder flange makes an additional screw-fixation to the PCB unnecessary and protects the solder joints against mechanical stress.
- Available with 1.5 mm or 3.2 mm solder pins.
- Packed either in box (BX) or an anti-static roll (tape-on-reel, RL)
- The 1.5 mm solder pin reduces the solder paste to a minimum without loosing holding force to the PCB.

## Product data

IEC: 400 V / 19 A
UL: 300 V / 15 A

**For additional articles and information, refer to catalog.weidmueller.com**

**Note:**

- Additional colours on request
- Gold-plated contact surfaces on request
- Rated current related to rated cross-section and min. No. of poles.
- Diameter of solder eyelet D = 1.4+0.1 mm
- Diameter of solder eyelet D = 1.5+0.1mm from 9-pole
- P on drg. = pitch
- Rated data refer only to the component itself. Clearance and creepage distances to other components are to be designed in accordance with the relevant application standards.

## SL-SMT 5.00/../180 Box

**Packaged in box**



**Dimensioned drawing**

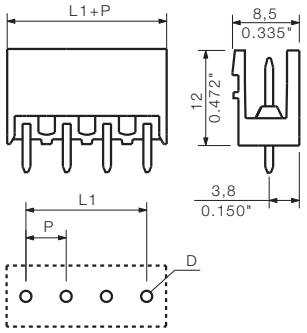


## Technical data

| In compliance with IEC 60664-1 / IEC 61984 | | | | |
|---|---|---|---|---|
| Clamping range, max. | mm² | | | |
| **Solid core H05(07) V-U** | **mm²** | | | |
| Stranded H07 V-R | | | | |
| Flexible H05(07) V-K | mm² | | | |
| Flexible with ferrule | mm² | | | |
| Ferrule with plastic collar | mm² | | | |
| Stripping length | mm | | | |
| Screwdriver blade | mm | | | |
| According to norm | | | | |
| Tightening torque range | Nm | | | |
| **Rated current, max.** | **A** | **19** | | **16** |
| At ambient temperature | | 20°C | | 40°C |
| For conductor cross-section | mm² | | | |
| Overvoltage category | | III | III | II |
| Pollution severity | | 3 | 2 | 2 |
| **Rated voltage** | **V** | **250** | **320** | **400** |
| Rated impulse voltage | kV | 4 | 4 | 4 |
| **UL / CUL (Use Group)** | | **B** | **C** | **D** |
| **Rated voltage** | **V** | **300** | | **300** |
| **Rated current** | **A** | **15** | | **10** |
| **AWG conductor** | **AWG** | | - | |
| **CSA (Use Group)** | | **B** | **C** | **D** |
| Rated voltage | V | 300 | | 300 |
| Rated current | A | 15 | | 10 |
| AWG conductor | AWG | | - | |
| **General data** | | | | |
| Type of insulation material | | LCP GF | | |
| Flammability class UL 94 | | V-0 | | |
| Contact base material | | CuSn | | |
| Material of contact surface | | tinned | | |
| Pin dimensions = d | mm | 1.2, Octagonal | | |
| Solder eyelet Ø = D | mm | 1.5 | | |
| Solder eyelet Ø tolerance | mm | + 0,1 | | |

## Accessories

**Note:** Refer to the Accessories chapter for additional accessories.

| Coding | | Order No. |
|---|---|---|
|  | BLZ/SL KO OR | **1573010000** |
| | BLZ/SL KO SW | **1545710000** |
| **Partition element** | | |
|  | SL AT OR | **1598300000** |
| | SL AT SW | **1770240000** |

## Ordering data

| Solder pin length | | | | 1.5 mm | 3.2 mm |
|---|---|---|---|---|---|
| Colour | | | | black | black |
| **Pitch** | **5.00 mm** | | | | |
| **Pol.** | L1 | (inch) | **Qty.** | **Order No.** | **Order No.** |
| 2 | 5.00 | 0.197 | 100 | **1796480000** | **1840920000** |
| 3 | 10.00 | 0.394 | 100 | **1796490000** | **1840930000** |
| 4 | 15.00 | 0.591 | 100 | **1796500000** | **1840940000** |
| 5 | 20.00 | 0.787 | 50 | **1796510000** | **1840950000** |
| 6 | 25.00 | 0.984 | 50 | **1796520000** | **1840960000** |
| 7 | 30.00 | 1.181 | 50 | **1796530000** | **1840970000** |
| 8 | 35.00 | 1.378 | 50 | **1796540000** | **1840980000** |
| 9 | 40.00 | 1.575 | 50 | **1796550000** | **1840990000** |
| 10 | 45.00 | 1.772 | 50 | **1796560000** | **1841000000** |
| 11 | 50.00 | 1.969 | 50 | **1796570000** | **1841020000** |
| 12 | 55.00 | 2.165 | 50 | **1796580000** | **1841030000** |
| 13 | 60.00 | 2.362 | 50 | **1796590000** | **1841040000** |
| 14 | 65.00 | 2.559 | 50 | **1796600000** | **1841050000** |
| 15 | 70.00 | 2.756 | 50 | **1796610000** | **1841060000** |
| 16 | 75.00 | 2.953 | 50 | **1796620000** | **1841070000** |
| 17 | 80.00 | 3.150 | 20 | | **1841080000** |
| 18 | 85.00 | 3.346 | 20 | | **1841090000** |
| 19 | 90.00 | 3.543 | 20 | | **1841100000** |
| 20 | 95.00 | 3.740 | 20 | | **1841110000** |
| 21 | 100.00 | 3.937 | 20 | | **1841120000** |
| 22 | 105.00 | 4.134 | 20 | | **1841130000** |
| 23 | 110.00 | 4.331 | 20 | | **1841140000** |
| 24 | 115.00 | 4.528 | 20 | | **1841150000** |



«ЭЛЕКТРО-ПРОФИ» - http://www.ep.ru

## SL-SMT 5.00/../180 Tape

**Tape-on-reel**



**Dimensioned drawing**

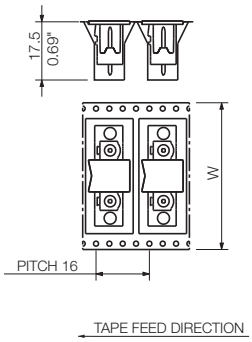


### Ordering data

| Solder pin length | | | | 1.5 mm |
|---|---|---|---|---|
| Colour | | | | black |
| **Pitch** | **5.00 mm** | | | |
| **Pol.** | L1 | (inch) | **Qty.** | **Order No.** |
| 2 | 5.00 | 0.197 | 250 | **1797800000** |
| 3 | 10.00 | 0.394 | 250 | **1797810000** |
| 4 | 15.00 | 0.591 | 250 | **1797820000** |
| 5 | 20.00 | 0.787 | 250 | **1797830000** |
| 6 | 25.00 | 0.984 | 250 | **1797840000** |
| 7 | 30.00 | 1.181 | 250 | **1797850000** |
| 8 | 35.00 | 1.378 | 250 | **1797860000** |

Tape widths: 32, 44, 56, 72, 88

## SL-SMT 5.00/../180G Box

**Packaged in box**



**Dimensioned drawing**

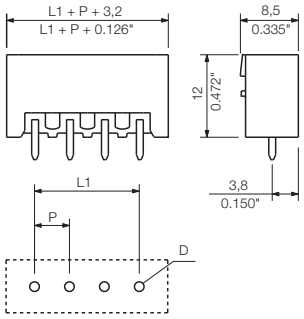


### Ordering data

| Solder pin length | | | | 1.5 mm | 3.2 mm |
|---|---|---|---|---|---|
| Colour | | | | black | black |
| **Pitch** | **5.00 mm** | | | | |
| **Pol.** | L1 | (inch) | **Qty.** | **Order No.** | **Order No.** |
| 2 | 5.00 | 0.197 | 100 | **1796630000** | **1841160000** |
| 3 | 10.00 | 0.394 | 100 | **1796640000** | **1841170000** |
| 4 | 15.00 | 0.591 | 100 | **1796650000** | **1841180000** |
| 5 | 20.00 | 0.787 | 50 | **1796660000** | **1841190000** |
| 6 | 25.00 | 0.984 | 50 | **1796670000** | **1841200000** |
| 7 | 30.00 | 1.181 | 50 | **1796680000** | **1841210000** |
| 8 | 35.00 | 1.378 | 50 | **1796690000** | **1841220000** |
| 9 | 40.00 | 1.575 | 50 | **1796700000** | **1841230000** |
| 10 | 45.00 | 1.772 | 50 | **1796710000** | **1841240000** |
| 11 | 50.00 | 1.969 | 50 | **1796720000** | **1841250000** |
| 12 | 55.00 | 2.165 | 50 | **1796730000** | **1841260000** |
| 13 | 60.00 | 2.362 | 50 | **1796740000** | **1841270000** |
| 14 | 65.00 | 2.559 | 50 | **1796750000** | **1841280000** |
| 15 | 70.00 | 2.756 | 50 | **1796760000** | **1841290000** |
| 16 | 75.00 | 2.953 | 50 | **1796770000** | **1841300000** |
| 17 | 80.00 | 3.150 | 20 | | **1841310000** |
| 18 | 85.00 | 3.346 | 20 | | **1841320000** |
| 19 | 90.00 | 3.543 | 20 | | **1841330000** |
| 20 | 95.00 | 3.740 | 20 | | **1841340000** |
| 21 | 100.00 | 3.937 | 20 | | **1841350000** |
| 22 | 105.00 | 4.134 | 20 | | **1841360000** |
| 23 | 110.00 | 4.331 | 20 | | **1841370000** |
| 24 | 115.00 | 4.528 | 20 | | **1841380000** |

## SL-SMT 5.00/../180G Tape

**Tape-on-reel**



**Dimensioned drawing**

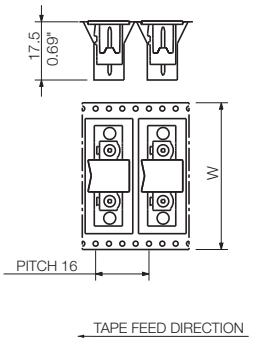


### Ordering data

| Solder pin length | | | | 1.5 mm |
|---|---|---|---|---|
| Colour | | | | black |
| **Pitch** | **5.00 mm** | | | |
| **Pol.** | L1 | (inch) | **Qty.** | **Order No.** |
| 2 | 5.00 | 0.197 | 250 | **1797870000** |
| 3 | 10.00 | 0.394 | 250 | **1797880000** |
| 4 | 15.00 | 0.591 | 250 | **1797890000** |
| 5 | 20.00 | 0.787 | 250 | **1797900000** |
| 6 | 25.00 | 0.984 | 250 | **1797910000** |
| 7 | 30.00 | 1.181 | 250 | **1797920000** |

Tape widths: 32, 44, 56, 72, 88



«ЭЛЕКТРО-ПРОФИ» - http://www.ep.ru

# Connectors in 5.00 mm pitch
# Series BL/SL 5.00

## SL-SMT 5.00/../180



High-temperature-resistant, 180°-angled male header, optimised for SMT processing. The male headers can be manually coded or ordered as pre-coded headers.

- Available in open, closed (G) or with solder Flange (LF).
- The solder flange makes an additional screw-fixation to the PCB unnecessary and protects the solder joints against mechanical stress.
- Available with 1.5 mm or 3.2 mm solder pins.
- Packed either in box (BX) or an anti-static roll (tape-on-reel, RL)
- The 1.5 mm solder pin reduces the solder paste to a minimum without loosing holding force to the PCB.

## Product data

IEC: 400 V / 19 A
UL: 300 V / 15 A

**For additional articles and information, refer to catalog.weidmueller.com**

**Note:**

- Additional colours on request
- Gold-plated contact surfaces on request
- Rated current related to rated cross-section and min. No. of poles.
- P on drg. = pitch
- Rated data refer only to the component itself. Clearance and creepage distances to other components are to be designed in accordance with the relevant application standards.

## SL-SMT 5.00/../180LF Box

**Packaged in box; with solder flange**



**Dimensioned drawing**

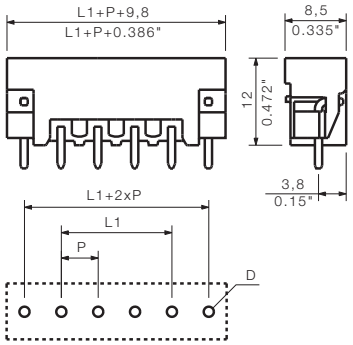


## Technical data

| In compliance with IEC 60664-1 / IEC 61984 | | | | |
|---|---|---|---|---|
| Clamping range, max. | mm² | | | |
| **Solid core H05(07) V-U** | **mm²** | | | |
| Stranded H07 V-R | | | | |
| Flexible H05(07) V-K | mm² | | | |
| Flexible with ferrule | mm² | | | |
| Ferrule with plastic collar | mm² | | | |
| Stripping length | mm | | | |
| Screwdriver blade | mm | | | |
| According to norm | | | | |
| Tightening torque range | Nm | | | |
| **Rated current, max.** | **A** | **19** | | **16** |
| At ambient temperature | | 20°C | | 40°C |
| For conductor cross-section | mm² | | | |
| Overvoltage category | | III | III | II |
| Pollution severity | | 3 | 2 | 2 |
| **Rated voltage** | **V** | **250** | **320** | **400** |
| Rated impulse voltage | kV | 4 | 4 | 4 |
| **UL / CUL (Use Group)** | | **B** | **C** | **D** |
| **Rated voltage** | **V** | **300** | | **300** |
| **Rated current** | **A** | **15** | | **10** |
| **AWG conductor** | **AWG** | | **-** | |
| **CSA (Use Group)** | | **B** | **C** | **D** |
| Rated voltage | V | 300 | | 300 |
| Rated current | A | 15 | | 10 |
| AWG conductor | AWG | | - | |
| **General data** | | | | |
| Type of insulation material | | LCP GF | | |
| Flammability class UL 94 | | V-0 | | |
| Contact base material | | CuSn | | |
| Material of contact surface | | tinned | | |
| Pin dimensions = d | mm | 1.2, Octagonal | | |
| Solder eyelet Ø = D | mm | 1.5 | | |
| Solder eyelet Ø tolerance | mm | + 0,1 | | |

## Accessories

**Note:** Refer to the Accessories chapter for additional accessories.

| Coding | | Order No. |
|---|---|---|
|  | BLZ/SL KO OR | **1573010000** |
| | BLZ/SL KO SW | **1545710000** |
| **Partition element** | | |
|  | SL AT OR | **1598300000** |
| | SL AT SW | **1770240000** |

## Ordering data

| Solder pin length | | | | 1.5 mm | 3.2 mm |
|---|---|---|---|---|---|
| Colour | | | | black | black |
| **Pitch** | **5.00 mm** | | | | |
| **Pol.** | L1 | (inch) | **Qty.** | **Order No.** | **Order No.** |
| 2 | 5.00 | 0.197 | 100 | **1796780000** | **1841390000** |
| 3 | 10.00 | 0.394 | 100 | **1796790000** | **1841400000** |
| 4 | 15.00 | 0.591 | 100 | **1796800000** | **1841410000** |
| 5 | 20.00 | 0.787 | 50 | **1796810000** | **1841420000** |
| 6 | 25.00 | 0.984 | 50 | **1796820000** | **1841430000** |
| 7 | 30.00 | 1.181 | 50 | **1796830000** | **1841440000** |
| 8 | 35.00 | 1.378 | 50 | **1796840000** | **1841450000** |
| 9 | 40.00 | 1.575 | 50 | **1796850000** | **1841460000** |
| 10 | 45.00 | 1.772 | 50 | **1796860000** | **1841470000** |
| 11 | 50.00 | 1.969 | 50 | **1796870000** | **1841480000** |
| 12 | 55.00 | 2.165 | 50 | **1796880000** | **1841490000** |
| 13 | 60.00 | 2.362 | 50 | **1796890000** | **1841500000** |
| 14 | 65.00 | 2.559 | 50 | **1796900000** | **1841510000** |
| 15 | 70.00 | 2.756 | 50 | **1796910000** | **1841520000** |
| 16 | 75.00 | 2.953 | 50 | **1796920000** | **1841530000** |
| 17 | 5.00 | 0.197 | 20 | | **1841540000** |
| 18 | 5.00 | 0.197 | 20 | | **1841550000** |
| 19 | 5.00 | 0.197 | 20 | | **1841560000** |
| 20 | 5.00 | 0.197 | 20 | | **1841570000** |
| 21 | 5.00 | 0.197 | 20 | | **1841580000** |
| 22 | 5.00 | 0.197 | 20 | | **1841590000** |
| 23 | 5.00 | 0.197 | 20 | | **1841600000** |
| 24 | 5.00 | 0.197 | 20 | | **1841610000** |



«ЭЛЕКТРО-ПРОФИ» - http://www.ep.ru

## SL-SMT 5.00/../180LF Tape

**Tape-on-reel; with solder flange**



**Dimensioned drawing**

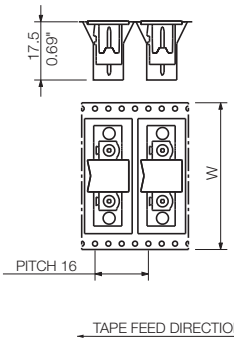


## Ordering data

| Solder pin length | | | | 1.5 mm |
|---|---|---|---|---|
| Colour | | | | black |
| **Pitch** | **5.00 mm** | | | |
| **Pol.** | L1 | (inch) | **Qty.** | **Order No.** |
| 2 | 5.00 | 0.197 | 250 | **1797930000** |
| 3 | 10.00 | 0.394 | 250 | **1797940000** |
| 4 | 15.00 | 0.591 | 250 | **1797950000** |
| 5 | 20.00 | 0.787 | 250 | **1797960000** |
| 6 | 25.00 | 0.984 | 250 | **1797970000** |

Tape widths: 32, 44, 56, 72, 88

## Solder flange (LF)

Normally you use a pin header with fastening flanges (F) in combination with a screw from the rear side of the PCB to increase the fixation forces of the pin headers. The disadvantages are additional process steps that make the PCB mounting complex and cost intensive. The patented solder flange was designed to solve exactly this problem and find a simple and cheap solution. The additional solder pins substitute the present screw flanges and they get soldered together with the pin header. This terminates additional process steps and thus reduces production costs. The additional fixation protects the soldered connections from tensile strain and avoids permanent mechanical stress such as caused by the post-fastened screw forces.





«ЭЛЕКТРО-ПРОФИ» - http://www.ep.ru

# Connectors in 5.00 mm pitch
# Series BL/SL 5.00

## SLDV-THR 5.00/../180



Double-level, 180° male header, optimised for the SMT process. The connection levels are offset and designed for a female plug with screw connection or PUSH IN wire connect. The male headers can be manually coded or ordered as pre-coded headers.

- Available in closed (G), with solder Flange (GLF), screw flange (F) or screw & solder flange (FLF).
- The solder flange makes an additional screw-fixation to the PCB unnecessary and protects the solder joints against mechanical stress.
- Available with 1.5 mm or 3.2 mm solder pins.
- The 1.5 mm solder pin reduces the solder paste to a minimum without loosing holding force to the PCB.
- The FLF version is featured with a soldering flange and an additional screw-fastening possibility to the PCB.

## Product data

IEC: 400 V / 15 A
UL: 300 V / 10 A

**For additional articles and information, refer to catalog.weidmueller.com**

**Note:**

- Additional colours on request
- Rated current related to rated cross-section and min. No. of poles.
- Spacing between rows: see hole layout
- P on drg. = pitch
- Rated data refer only to the component itself. Clearance and creepage distances to other components are to be designed in accordance with the relevant application standards.

## SLDV-THR 5.00/../180G

**without solder flange**



**Dimensioned drawing**

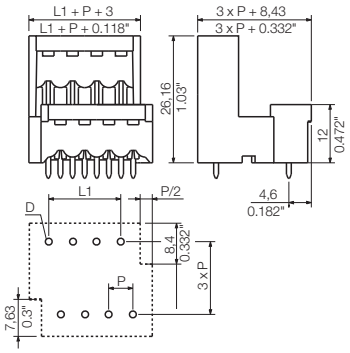


## Technical data

| In compliance with IEC 60664-1 / IEC 61984 | | | | |
|---|---|---|---|---|
| Clamping range, max. | mm² | | | |
| **Solid core H05(07) V-U** | **mm²** | | | |
| Stranded H07 V-R | | | | |
| Flexible H05(07) V-K | mm² | | | |
| Flexible with ferrule | mm² | | | |
| Ferrule with plastic collar | mm² | | | |
| Stripping length | mm | | | |
| Screwdriver blade | mm | | | |
| According to norm | | | | |
| Tightening torque range | Nm | | | |
| **Rated current, max.** | **A** | **15** | | **13** |
| At ambient temperature | | 20°C | | 40°C |
| For conductor cross-section | mm² | | | |
| Overvoltage category | | III | III | II |
| Pollution severity | | 3 | 2 | 2 |
| **Rated voltage** | **V** | **250** | **320** | **400** |
| Rated impulse voltage | kV | 4 | 4 | 4 |
| **UL / CUL (Use Group)** | | **B** | **C** | **D** |
| **Rated voltage** | **V** | **300** | | **300** |
| **Rated current** | **A** | **10** | | **10** |
| **AWG conductor** | **AWG** | | **-** | |
| **CSA (Use Group)** | | **B** | **C** | **D** |
| Rated voltage | V | 300 | | 300 |
| Rated current | A | 10 | | 10 |
| AWG conductor | AWG | | - | |
| **General data** | | | | |
| Type of insulation material | | LCP GF | | |
| Flammability class UL 94 | | V-0 | | |
| Contact base material | | CuSn | | |
| Material of contact surface | | tinned | | |
| Pin dimensions = d | mm | 1.2, Octagonal | | |
| Solder eyelet Ø = D | mm | 1.5 | | |
| Solder eyelet Ø tolerance | mm | + 0,1 | | |

## Accessories

**Note:** Refer to the Accessories chapter for additional accessories.

| Coding | | Order No. |
|---|---|---|
|  | BLZ/SL KO OR | **1573010000** |
| | BLZ/SL KO SW | **1545710000** |
| **Partition element** | | |
|  | SL AT OR | **1598300000** |
| | SL AT SW | **1770240000** |

## Ordering data

| Solder pin length | | | | 1.5 mm | 3.2 mm |
|---|---|---|---|---|---|
| Colour | | | | black | black |
| **Pitch** | **5.00 mm** | | | | |
| **Pol.** | L1 | (inch) | **Qty.** | **Order No.** | **Order No.** |
| 4 | 5.00 | 0.197 | 50 | **1894980000** | **1882690000** |
| 6 | 10.00 | 0.394 | 50 | **1894990000** | **1882700000** |
| 8 | 15.00 | 0.591 | 50 | **1895000000** | **1862370000** |
| 10 | 20.00 | 0.787 | 50 | **1895010000** | **1882710000** |
| 12 | 25.00 | 0.984 | 50 | **1895020000** | **1882720000** |
| 14 | 30.00 | 1.181 | 20 | **1895030000** | **1882730000** |
| 16 | 35.00 | 1.378 | 20 | **1895040000** | **1862380000** |
| 18 | 40.00 | 1.575 | 20 | **1895050000** | **1882740000** |
| 20 | 45.00 | 1.772 | 20 | **1895060000** | **1862390000** |
| 22 | 50.00 | 1.969 | 10 | **1895070000** | **1882750000** |
| 24 | 55.00 | 2.165 | 10 | **1895080000** | **1882760000** |
| 26 | 60.00 | 2.362 | 10 | **1895090000** | **1882770000** |
| 28 | 65.00 | 2.559 | 10 | **1895100000** | **1882780000** |
| 30 | 70.00 | 2.756 | 10 | **1895110000** | **1882790000** |
| 32 | 75.00 | 2.953 | 10 | **1895120000** | **1882800000** |
| 34 | 80.00 | 3.150 | 10 | **1895130000** | **1882810000** |
| 36 | 85.00 | 3.346 | 10 | **1895140000** | **1882820000** |
| 38 | 90.00 | 3.543 | 10 | **1895150000** | **1882830000** |
| 40 | 95.00 | 3.740 | 10 | **1895180000** | **1862400000** |
| 42 | 100.00 | 3.937 | 10 | **1895190000** | **1882840000** |
| 44 | 105.00 | 4.134 | 10 | **1895200000** | **1882850000** |
| 46 | 110.00 | 4.331 | 10 | **1895210000** | **1882860000** |
| 48 | 115.00 | 4.528 | 10 | **1895220000** | **1882870000** |



«ЭЛЕКТРО-ПРОФИ» - http://www.ep.ru

## SLDV-THR 5.00/../180GLF

**with solder flange**



**Dimensioned drawing**

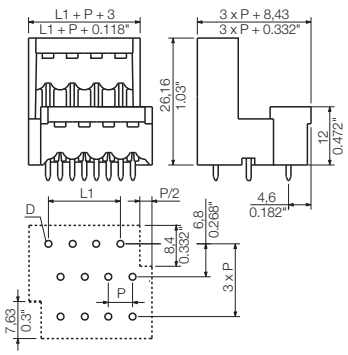


### Ordering data

| Solder pin length | | | | 1.5 mm | 3.2 mm |
|---|---|---|---|---|---|
| Colour | | | | black | black |
| **Pitch** | **5.00 mm** | | | | |
| Pol. | L1 | (inch) | Qty. | Order No. | Order No. |
| 4 | 5.00 | 0.197 | 50 | **1911750000** | **1911290000** |
| 6 | 10.00 | 0.394 | 50 | **1911760000** | **1911310000** |
| 8 | 15.00 | 0.591 | 50 | **1911770000** | **1911320000** |
| 10 | 20.00 | 0.787 | 50 | **1911780000** | **1911330000** |
| 12 | 25.00 | 0.984 | 50 | **1911790000** | **1911340000** |
| 14 | 30.00 | 1.181 | 20 | **1911800000** | **1911350000** |
| 16 | 35.00 | 1.378 | 20 | **1911810000** | **1911360000** |
| 18 | 40.00 | 1.575 | 20 | **1911820000** | **1911370000** |
| 20 | 45.00 | 1.772 | 20 | **1911830000** | **1911410000** |
| 22 | 50.00 | 1.969 | 10 | **1911840000** | **1911470000** |
| 24 | 55.00 | 2.165 | 10 | **1911850000** | **1911500000** |
| 26 | 60.00 | 2.362 | 10 | **1911860000** | **1911520000** |
| 28 | 65.00 | 2.559 | 10 | **1911870000** | **1911550000** |
| 30 | 70.00 | 2.756 | 10 | **1911880000** | **1911640000** |
| 32 | 75.00 | 2.953 | 10 | **1911890000** | **1911650000** |
| 34 | 80.00 | 3.150 | 10 | **1911900000** | **1911660000** |
| 36 | 85.00 | 3.346 | 10 | **1911910000** | **1911670000** |
| 38 | 90.00 | 3.543 | 10 | **1911920000** | **1911680000** |
| 40 | 95.00 | 3.740 | 10 | **1911930000** | **1911690000** |
| 42 | 100.00 | 3.937 | 10 | **1911940000** | **1911710000** |
| 44 | 105.00 | 4.134 | 10 | **1911950000** | **1911720000** |
| 46 | 110.00 | 4.331 | 10 | **1911960000** | **1911730000** |
| 48 | 115.00 | 4.528 | 10 | **1911970000** | **1911740000** |

## SLDV-THR 5.00/../180F

**without solder flange**



**Dimensioned drawing**

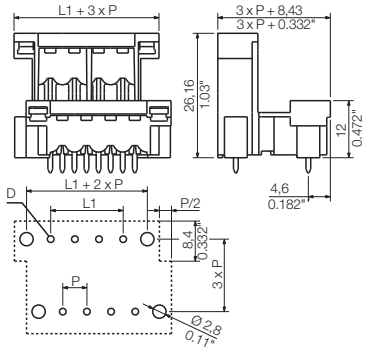


### Ordering data

| Solder pin length | | | | 1.5 mm | 3.2 mm |
|---|---|---|---|---|---|
| Colour | | | | black | black |
| **Pitch** | **5.00 mm** | | | | |
| Pol. | L1 | (inch) | Qty. | Order No. | Order No. |
| 4 | 5.00 | 0.197 | 50 | **1895230000** | **1882930000** |
| 6 | 10.00 | 0.394 | 50 | **1895240000** | **1882940000** |
| 8 | 15.00 | 0.591 | 50 | **1895250000** | **1882950000** |
| 10 | 20.00 | 0.787 | 50 | **1895260000** | **1882960000** |
| 12 | 25.00 | 0.984 | 50 | **1895270000** | **1882970000** |
| 14 | 30.00 | 1.181 | 20 | **1895280000** | **1882980000** |
| 16 | 35.00 | 1.378 | 20 | **1895290000** | **1882990000** |
| 18 | 40.00 | 1.575 | 20 | **1895300000** | **1883000000** |
| 20 | 45.00 | 1.772 | 20 | **1895310000** | **1881340000** |
| 22 | 50.00 | 1.969 | 10 | **1895320000** | **1883010000** |
| 24 | 55.00 | 2.165 | 10 | **1895330000** | **1881370000** |
| 26 | 60.00 | 2.362 | 10 | **1895340000** | **1883020000** |
| 28 | 65.00 | 2.559 | 10 | **1895350000** | **1881390000** |
| 30 | 70.00 | 2.756 | 10 | **1895360000** | **1883030000** |
| 32 | 75.00 | 2.953 | 10 | **1895370000** | **1881400000** |
| 34 | 80.00 | 3.150 | 10 | **1895380000** | **1881420000** |
| 36 | 85.00 | 3.346 | 10 | **1895390000** | **1881470000** |
| 38 | 90.00 | 3.543 | 10 | **1895400000** | **1883040000** |
| 40 | 95.00 | 3.740 | 10 | **1895410000** | **1881490000** |
| 42 | 100.00 | 3.937 | 10 | **1895420000** | **1883050000** |
| 44 | 105.00 | 4.134 | 10 | **1895430000** | **1883060000** |
| 46 | 110.00 | 4.331 | 10 | **1895440000** | **1883070000** |
| 48 | 115.00 | 4.528 | 10 | **1895450000** | **1883080000** |

## SLDV-THR 5.00/../180FLF

**with solder flange**



**Dimensioned drawing**

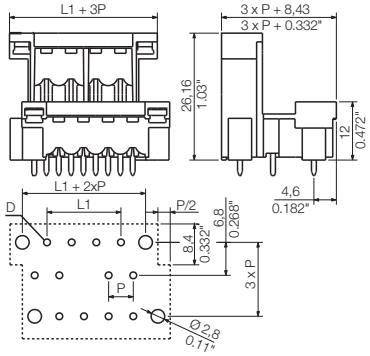


### Ordering data

| Solder pin length | | | | 1.5 mm | 3.2 mm |
|---|---|---|---|---|---|
| Colour | | | | black | black |
| **Pitch** | **5.00 mm** | | | | |
| Pol. | L1 | (inch) | Qty. | Order No. | Order No. |
| 4 | 5.00 | 0.197 | 50 | **1895460000** | **1883100000** |
| 6 | 10.00 | 0.394 | 50 | **1895470000** | **1883110000** |
| 8 | 15.00 | 0.591 | 50 | **1895480000** | **1883120000** |
| 10 | 20.00 | 0.787 | 50 | **1895490000** | **1883130000** |
| 12 | 25.00 | 0.984 | 50 | **1895500000** | **1883140000** |
| 14 | 30.00 | 1.181 | 20 | **1895510000** | **1883150000** |
| 16 | 35.00 | 1.378 | 20 | **1895520000** | **1883160000** |
| 18 | 40.00 | 1.575 | 20 | **1895530000** | **1883170000** |
| 20 | 45.00 | 1.772 | 20 | **1895540000** | **1883180000** |
| 22 | 50.00 | 1.969 | 10 | **1895550000** | **1883190000** |
| 24 | 55.00 | 2.165 | 10 | **1895560000** | **1883200000** |
| 26 | 60.00 | 2.362 | 10 | **1895570000** | **1883230000** |
| 28 | 65.00 | 2.559 | 10 | **1895580000** | **1883240000** |
| 30 | 70.00 | 2.756 | 10 | **1895590000** | **1883250000** |
| 32 | 75.00 | 2.953 | 10 | **1895600000** | **1883270000** |
| 34 | 80.00 | 3.150 | 10 | **1895610000** | **1883280000** |
| 36 | 85.00 | 3.346 | 10 | **1895620000** | **1883290000** |
| 38 | 90.00 | 3.543 | 10 | **1895630000** | **1883300000** |
| 40 | 95.00 | 3.740 | 10 | **1895640000** | **1883310000** |
| 42 | 100.00 | 3.937 | 10 | **1895650000** | **1883320000** |
| 44 | 105.00 | 4.134 | 10 | **1895660000** | **1883330000** |
| 46 | 110.00 | 4.331 | 10 | **1895670000** | **1883340000** |
| 48 | 115.00 | 4.528 | 10 | **1895680000** | **1883350000** |



«ЭЛЕКТРО-ПРОФИ» - http://www.ep.ru

# Connectors in 5.00 mm pitch
# Series BL/SL 5.00

## SL 5.00/../90



Male headers with 90° orientation, optimised for wave soldering. Available in versions with either open or closed ends (B). Mounting blocks can be attached onto the closed variants. The blocks can be used to screw on to the female plug of the circuit board. The male headers can be manually coded or ordered as pre-coded headers.

## Product data

IEC: 400 V / 18 A
UL: 300 V / 15 A

**For additional articles and information, refer to catalog.weidmueller.com**

**Note:**
- Additional colours on request
- Gold-plated contact surfaces on request
- Rated current related to rated cross-section and min. No. of poles.
- P on drg. = pitch
- Rated data refer only to the component itself. Clearance and creepage distances to other components are to be designed in accordance with the relevant application standards.

## SL 5.00/../90



**Dimensioned drawing**

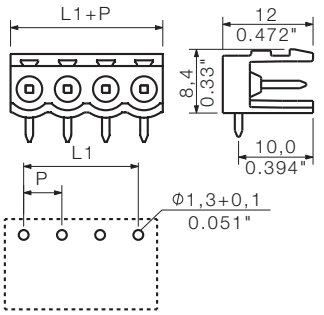


## Technical data

| In compliance with IEC 60664-1 / IEC 61984 | | | | |
|---|---|---|---|---|
| Clamping range, max. | mm² | | | |
| **Solid core H05(07) V-U** | **mm²** | | | |
| Stranded H07 V-R | | | | |
| Flexible H05(07) V-K | mm² | | | |
| Flexible with ferrule | mm² | | | |
| Ferrule with plastic collar | mm² | | | |
| Stripping length | mm | | | |
| Screwdriver blade | mm | | | |
| According to norm | | | | |
| Tightening torque range | Nm | | | |
| **Rated current, max.** | **A** | **18** | | **15** |
| At ambient temperature | | 20°C | | 40°C |
| For conductor cross-section | mm² | | | |
| Overvoltage category | | III | III | II |
| Pollution severity | | 3 | 2 | 2 |
| **Rated voltage** | **V** | **250** | **320** | **400** |
| Rated impulse voltage | kV | 4 | 4 | 4 |
| **UL / CUL (Use Group)** | | **B** | **C** | **D** |
| **Rated voltage** | **V** | **300** | | **300** |
| **Rated current** | **A** | **15** | | **10** |
| **AWG conductor** | **AWG** | | - | |
| **CSA (Use Group)** | | **B** | **C** | **D** |
| Rated voltage | V | 300 | | 300 |
| Rated current | A | 15 | | 10 |
| AWG conductor | AWG | | - | |
| **General data** | | | | |
| Type of insulation material | | PBT | | |
| Flammability class UL 94 | | V-0 | | |
| Contact base material | | CuSn | | |
| Material of contact surface | | tinned | | |
| Pin dimensions = d | mm | 1.2, Octagonal | | |
| Solder eyelet Ø = D | mm | 1.3 | | |
| Solder eyelet Ø tolerance | mm | + 0,1 | | |

## Accessories

**Note:** Refer to the Accessories chapter for additional accessories.

| Coding | | Order No. |
|---|---|---|
|  | BLZ/SL KO OR | **1573010000** |
| | BLZ/SL KO SW | **1545710000** |
| **Partition element** | | |
|  | SL AT OR | **1598300000** |
| | SL AT SW | **1770240000** |
| **LED light guide** | | |
|  | SL FLA 1.5/1 | **1580100000** |
| | SL FLA 1.5/24 | **1595850000** |
| | SL FLA 2,3/1 | **1636670000** |
| | SL FLA 2,3/24 | **1636680000** |
| | SL FLA 3.8/1 | **1580110000** |
| | SL FLA 3.8/24 | **1595860000** |
| | SL FLA 9.0/1 | **1580120000** |
| | SL FLA 9.0/24 | **1595870000** |
| **Mounting block** | | |
|  | SLA BB11R OR | **1604120000** |
| | SLA BB11R SW | **1692340000** |

## Ordering data

| Solder pin length | | | | 3.2 mm |
|---|---|---|---|---|
| Colour | | | | orange |
| **Pitch** | **5.00 mm** | | | |
| **Pol.** | L1 | (inch) | **Qty.** | **Order No.** |
| 2 | 5.00 | 0.197 | 100 | **1571130000** |
| 3 | 10.00 | 0.394 | 100 | **1571140000** |
| 4 | 15.00 | 0.591 | 100 | **1571150000** |
| 5 | 20.00 | 0.787 | 50 | **1571160000** |
| 6 | 25.00 | 0.984 | 50 | **1571170000** |
| 7 | 30.00 | 1.181 | 50 | **1571180000** |
| 8 | 35.00 | 1.378 | 50 | **1571190000** |
| 9 | 40.00 | 1.575 | 50 | **1571200000** |
| 10 | 45.00 | 1.772 | 50 | **1571210000** |
| 11 | 50.00 | 1.969 | 50 | **1571220000** |
| 12 | 55.00 | 2.165 | 50 | **1571110000** |
| 13 | 60.00 | 2.362 | 50 | **1571230000** |
| 14 | 65.00 | 2.559 | 50 | **1571240000** |
| 15 | 70.00 | 2.756 | 50 | **1571250000** |
| 16 | 75.00 | 2.953 | 50 | **1571260000** |
| 17 | 80.00 | 3.150 | 20 | **1571270000** |
| 18 | 85.00 | 3.346 | 20 | **1571280000** |
| 19 | 90.00 | 3.543 | 20 | **1571290000** |
| 20 | 95.00 | 3.740 | 20 | **1571300000** |
| 21 | 100.00 | 3.937 | 20 | **1571310000** |
| 22 | 105.00 | 4.134 | 20 | **1571320000** |
| 23 | 110.00 | 4.331 | 20 | **1571330000** |
| 24 | 115.00 | 4.528 | 20 | **1571340000** |



«ЭЛЕКТРО-ПРОФИ» - http://www.ep.ru

## SL 5.00/../90B



**Dimensioned drawing**

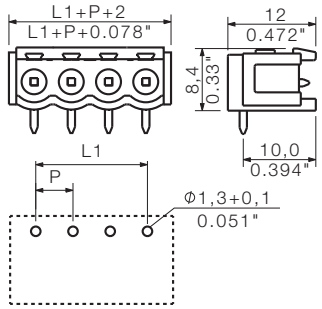


## Ordering data

| Solder pin length | | | | 3.2 mm |
|---|---|---|---|---|
| Colour | | | | orange |
| **Pitch** | **5.00 mm** | | | |
| **Pol.** | L1 | (inch) | **Qty.** | **Order No.** |
| 2 | 5.00 | 0.197 | 100 | **1580860000** |
| 3 | 10.00 | 0.394 | 100 | **1580870000** |
| 4 | 15.00 | 0.591 | 100 | **1580880000** |
| 5 | 20.00 | 0.787 | 50 | **1580890000** |
| 6 | 25.00 | 0.984 | 50 | **1580900000** |
| 7 | 30.00 | 1.181 | 50 | **1580910000** |
| 8 | 35.00 | 1.378 | 50 | **1580920000** |
| 9 | 40.00 | 1.575 | 50 | **1580930000** |
| 10 | 45.00 | 1.772 | 50 | **1580940000** |
| 11 | 50.00 | 1.969 | 50 | **1580950000** |
| 12 | 55.00 | 2.165 | 50 | **1580960000** |
| 13 | 60.00 | 2.362 | 50 | **1580970000** |
| 14 | 65.00 | 2.559 | 50 | **1580980000** |
| 15 | 70.00 | 2.756 | 50 | **1580990000** |
| 16 | 75.00 | 2.953 | 50 | **1581000000** |
| 17 | 80.00 | 3.150 | 20 | **1581010000** |
| 18 | 85.00 | 3.346 | 20 | **1581020000** |
| 19 | 90.00 | 3.543 | 20 | **1581030000** |
| 20 | 95.00 | 3.740 | 20 | **1581040000** |
| 21 | 100.00 | 3.937 | 20 | **1581050000** |
| 22 | 105.00 | 4.134 | 20 | **1581060000** |
| 23 | 110.00 | 4.331 | 20 | **1581070000** |
| 24 | 115.00 | 4.528 | 20 | **1581080000** |



«ЭЛЕКТРО-ПРОФИ» - http://www.ep.ru

# Connectors in 5.00 mm pitch
# Series BL/SL 5.00

## SL 5.00/../180



Male headers with 180° orientation, optimised for wave soldering. Available in versions with either open or closed ends (B). Mounting blocks can be attached onto the closed variants. The blocks can be used to screw on to the female plug of the circuit board. The male headers can be manually coded or ordered as pre-coded headers.

## Product data

IEC: 400 V / 18 A
UL: 300 V / 15 A

**For additional articles and information, refer to catalog.weidmueller.com**

**Note:**
- Additional colours on request
- Gold-plated contact surfaces on request
- Rated current related to rated cross-section and min. No. of poles.
- P on drg. = pitch
- Rated data refer only to the component itself. Clearance and creepage distances to other components are to be designed in accordance with the relevant application standards.

## SL 5.00/../180



**Dimensioned drawing**

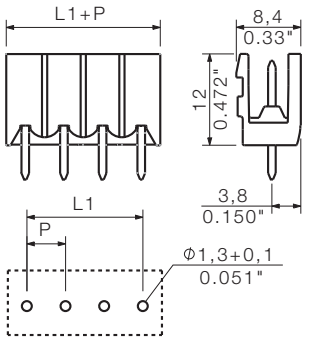


## Technical data

| In compliance with IEC 60664-1 / IEC 61984 | | | | |
|---|---|---|---|---|
| Clamping range, max. | mm² | | | |
| **Solid core H05(07) V-U** | **mm²** | | | |
| Stranded H07 V-R | | | | |
| Flexible H05(07) V-K | mm² | | | |
| Flexible with ferrule | mm² | | | |
| Ferrule with plastic collar | mm² | | | |
| Stripping length | mm | | | |
| Screwdriver blade | mm | | | |
| According to norm | | | | |
| Tightening torque range | Nm | | | |
| **Rated current, max.** | **A** | **18** | | **15** |
| At ambient temperature | | 20°C | | 40°C |
| For conductor cross-section | mm² | | | |
| Overvoltage category | | III | III | II |
| Pollution severity | | 3 | 2 | 2 |
| **Rated voltage** | **V** | **250** | **320** | **400** |
| Rated impulse voltage | kV | 4 | 4 | 4 |
| **UL / CUL (Use Group)** | | **B** | **C** | **D** |
| **Rated voltage** | **V** | **300** | | **300** |
| **Rated current** | **A** | **15** | | **10** |
| **AWG conductor** | **AWG** | | **-** | |
| **CSA (Use Group)** | | **B** | **C** | **D** |
| Rated voltage | V | 300 | | 300 |
| Rated current | A | 15 | | 10 |
| AWG conductor | AWG | | - | |
| **General data** | | | | |
| Type of insulation material | | | PBT | |
| Flammability class UL 94 | | | V-0 | |
| Contact base material | | | CuSn | |
| Material of contact surface | | | tinned | |
| Pin dimensions = d | mm | | 1.2, Octagonal | |
| Solder eyelet Ø = D | mm | | 1.3 | |
| Solder eyelet Ø tolerance | mm | | + 0,1 | |

## Accessories

**Note:** Refer to the Accessories chapter for additional accessories.

| Coding | | Order No. |
|---|---|---|
|  | BLZ/SL KO OR | **1573010000** |
| | BLZ/SL KO SW | **1545710000** |
| **Partition element** | | |
|  | SL AT OR | **1598300000** |
| | SL AT SW | **1770240000** |
| **Mounting block** | | |
|  | SLA BB11R OR | **1604120000** |
| | SLA BB11R SW | **1692340000** |

## Ordering data

| Solder pin length | | | | 3.2 mm |
|---|---|---|---|---|
| Colour | | | | orange |
| **Pitch** | **5.00 mm** | | | |
| **Pol.** | L1 | (inch) | **Qty.** | **Order No.** |
| 2 | 5.00 | 0.197 | 100 | **1581320000** |
| 3 | 10.00 | 0.394 | 100 | **1581330000** |
| 4 | 15.00 | 0.591 | 100 | **1581340000** |
| 5 | 20.00 | 0.787 | 50 | **1581350000** |
| 6 | 25.00 | 0.984 | 50 | **1581360000** |
| 7 | 30.00 | 1.181 | 50 | **1581370000** |
| 8 | 35.00 | 1.378 | 50 | **1581380000** |
| 9 | 40.00 | 1.575 | 50 | **1581390000** |
| 10 | 45.00 | 1.772 | 50 | **1581400000** |
| 11 | 50.00 | 1.969 | 50 | **1581410000** |
| 12 | 55.00 | 2.165 | 50 | **1581420000** |
| 13 | 60.00 | 2.362 | 50 | **1581430000** |
| 14 | 65.00 | 2.559 | 50 | **1581440000** |
| 15 | 70.00 | 2.756 | 50 | **1581450000** |
| 16 | 75.00 | 2.953 | 50 | **1581460000** |
| 17 | 80.00 | 3.150 | 20 | **1581470000** |
| 18 | 85.00 | 3.346 | 20 | **1581480000** |
| 19 | 90.00 | 3.543 | 20 | **1581490000** |
| 20 | 95.00 | 3.740 | 20 | **1581500000** |
| 21 | 100.00 | 3.937 | 20 | **1581510000** |
| 22 | 105.00 | 4.134 | 20 | **1581520000** |
| 23 | 110.00 | 4.331 | 20 | **1581530000** |
| 24 | 115.00 | 4.528 | 20 | **1581540000** |



«ЭЛЕКТРО-ПРОФИ» - http://www.ep.ru

## SL 5.00/../180B



**Dimensioned drawing**

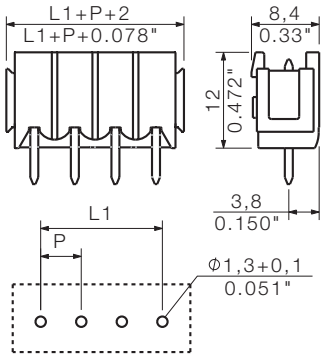


## Ordering data

| Solder pin length | | | | 3.2 mm |
|---|---|---|---|---|
| Colour | | | | orange |
| **Pitch** | **5.00 mm** | | | |
| **Pol.** | L1 | (inch) | **Qty.** | **Order No.** |
| 2 | 5.00 | 0.197 | 100 | **1581780000** |
| 3 | 10.00 | 0.394 | 100 | **1581790000** |
| 4 | 15.00 | 0.591 | 100 | **1581800000** |
| 5 | 20.00 | 0.787 | 50 | **1581810000** |
| 6 | 25.00 | 0.984 | 50 | **1581820000** |
| 7 | 30.00 | 1.181 | 50 | **1581830000** |
| 8 | 35.00 | 1.378 | 50 | **1581840000** |
| 9 | 40.00 | 1.575 | 50 | **1581850000** |
| 10 | 45.00 | 1.772 | 50 | **1581860000** |
| 11 | 50.00 | 1.969 | 50 | **1581870000** |
| 12 | 55.00 | 2.165 | 50 | **1581880000** |
| 13 | 60.00 | 2.362 | 50 | **1581890000** |
| 14 | 65.00 | 2.559 | 50 | **1581900000** |
| 15 | 70.00 | 2.756 | 50 | **1581910000** |
| 16 | 75.00 | 2.953 | 50 | **1581920000** |
| 17 | 80.00 | 3.150 | 20 | **1581930000** |
| 18 | 85.00 | 3.346 | 20 | **1581940000** |
| 19 | 90.00 | 3.543 | 20 | **1581950000** |
| 20 | 95.00 | 3.740 | 20 | **1581960000** |
| 21 | 100.00 | 3.937 | 20 | **1581970000** |
| 22 | 105.00 | 4.134 | 20 | **1581980000** |
| 23 | 110.00 | 4.331 | 20 | **1581990000** |
| 24 | 115.00 | 4.528 | 20 | **1582000000** |



«ЭЛЕКТРО-ПРОФИ» - http://www.ep.ru

# Connectors in 5.00 mm pitch
# Series BL/SL 5.00

## SL 5.00/../135



Male headers with 135° orientation, optimised for wave soldering. Available in versions with either open or closed ends (B). Mounting blocks can be attached onto the closed variants. The blocks can be used to screw on to the female plug of the circuit board. The male headers can be manually coded or ordered as pre-coded headers.

## Product data

IEC: 400 V / 17 A
UL: 300 V / 15 A

**For additional articles and information, refer to catalog.weidmueller.com**

**Note:**
- Additional colours on request
- Gold-plated contact surfaces on request
- Rated current related to rated cross-section and min. No. of poles.
- P on drg. = pitch
- Rated data refer only to the component itself. Clearance and creepage distances to other components are to be designed in accordance with the relevant application standards.

## SL 5.00/../135



**Dimensioned drawing**

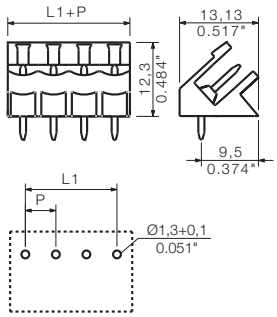


## Technical data

| In compliance with IEC 60664-1 / IEC 61984 | | | | |
|---|---|---|---|---|
| Clamping range, max. | mm² | | | |
| **Solid core H05(07) V-U** | **mm²** | | | |
| Stranded H07 V-R | | | | |
| Flexible H05(07) V-K | mm² | | | |
| Flexible with ferrule | mm² | | | |
| Ferrule with plastic collar | mm² | | | |
| Stripping length | mm | | | |
| Screwdriver blade | mm | | | |
| According to norm | | | | |
| Tightening torque range | Nm | | | |
| **Rated current, max.** | **A** | **17** | | **15** |
| At ambient temperature | | 20°C | | 40°C |
| For conductor cross-section | mm² | | | |
| Overvoltage category | | III | III | II |
| Pollution severity | | 3 | 2 | 2 |
| **Rated voltage** | **V** | **250** | **320** | **400** |
| Rated impulse voltage | kV | 4 | 4 | 4 |
| **UL / CUL (Use Group)** | | **B** | **C** | **D** |
| **Rated voltage** | **V** | **300** | | **300** |
| **Rated current** | **A** | **15** | | **10** |
| **AWG conductor** | **AWG** | | **-** | |
| **CSA (Use Group)** | | **B** | **C** | **D** |
| Rated voltage | V | 300 | | 300 |
| Rated current | A | 15 | | 10 |
| AWG conductor | AWG | | - | |
| **General data** | | | | |
| Type of insulation material | | | PBT | |
| Flammability class UL 94 | | | V-0 | |
| Contact base material | | | CuSn | |
| Material of contact surface | | | tinned | |
| Pin dimensions = d | mm | | 1.2, Octagonal | |
| Solder eyelet Ø = D | mm | | 1.3 | |
| Solder eyelet Ø tolerance | mm | | + 0,1 | |

## Accessories

**Note:** Refer to the Accessories chapter for additional accessories.

| Coding | | Order No. |
|---|---|---|
|  | BLZ/SL KO OR | **1573010000** |
| | BLZ/SL KO SW | **1545710000** |
| **Partition element** | | |
|  | SL AT OR | **1598300000** |
| | SL AT SW | **1770240000** |
| **Mounting block** | | |
|  | SL 135 BB15R OR | **1606450000** |
| | SL 135 BB15R SW | **1636370000** |

## Ordering data

| Solder pin length | | | | 3.2 mm |
|---|---|---|---|---|
| Colour | | | | orange |
| **Pitch** | **5.00 mm** | | | |
| **Pol.** | L1 | (inch) | **Qty.** | **Order No.** |
| 2 | 5.00 | 0.197 | 100 | **1630250000** |
| 3 | 10.00 | 0.394 | 100 | **1630260000** |
| 4 | 15.00 | 0.591 | 100 | **1630270000** |
| 5 | 20.00 | 0.787 | 50 | **1630280000** |
| 6 | 25.00 | 0.984 | 50 | **1630290000** |
| 7 | 30.00 | 1.181 | 50 | **1630300000** |
| 8 | 35.00 | 1.378 | 50 | **1630310000** |
| 9 | 40.00 | 1.575 | 50 | **1630320000** |
| 10 | 45.00 | 1.772 | 50 | **1630330000** |
| 11 | 50.00 | 1.969 | 50 | **1630340000** |
| 12 | 55.00 | 2.165 | 50 | **1630350000** |
| 13 | 60.00 | 2.362 | 50 | **1630360000** |
| 14 | 65.00 | 2.559 | 50 | **1630370000** |
| 15 | 70.00 | 2.756 | 50 | **1630380000** |
| 16 | 75.00 | 2.953 | 50 | **1630390000** |
| 17 | 80.00 | 3.150 | 20 | **1630400000** |
| 18 | 85.00 | 3.346 | 20 | **1630410000** |
| 19 | 90.00 | 3.543 | 20 | **1630420000** |
| 20 | 95.00 | 3.740 | 20 | **1630430000** |
| 21 | 100.00 | 3.937 | 20 | **1630440000** |
| 22 | 105.00 | 4.134 | 20 | **1630450000** |
| 23 | 110.00 | 4.331 | 20 | **1630460000** |
| 24 | 115.00 | 4.528 | 20 | **1630470000** |



«ЭЛЕКТРО-ПРОФИ» - http://www.ep.ru

## SL 5.00/../135B



**Dimensioned drawing**

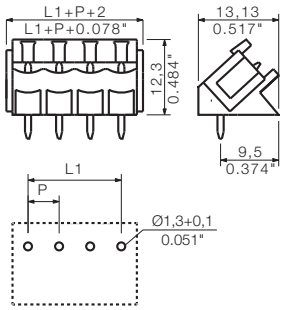


## Ordering data

| Solder pin length | | | | 3.2 mm |
|---|---|---|---|---|
| Colour | | | | orange |
| **Pitch 5.00 mm** | | | | |
| **Pol.** | L1 | (inch) | **Qty.** | **Order No.** |
| 2 | 5.00 | 0.197 | 100 | **1630480000** |
| 3 | 10.00 | 0.394 | 100 | **1630490000** |
| 4 | 15.00 | 0.591 | 100 | **1630500000** |
| 5 | 20.00 | 0.787 | 50 | **1630510000** |
| 6 | 25.00 | 0.984 | 50 | **1630520000** |
| 7 | 30.00 | 1.181 | 50 | **1630530000** |
| 8 | 35.00 | 1.378 | 50 | **1630540000** |
| 9 | 40.00 | 1.575 | 50 | **1630550000** |
| 10 | 45.00 | 1.772 | 50 | **1630560000** |
| 11 | 50.00 | 1.969 | 50 | **1630570000** |
| 12 | 55.00 | 2.165 | 50 | **1630580000** |
| 13 | 60.00 | 2.362 | 50 | **1630590000** |
| 14 | 65.00 | 2.559 | 50 | **1630600000** |
| 15 | 70.00 | 2.756 | 50 | **1630610000** |
| 16 | 75.00 | 2.953 | 50 | **1630620000** |
| 17 | 80.00 | 3.150 | 20 | **1630630000** |
| 18 | 85.00 | 3.346 | 20 | **1630640000** |
| 19 | 90.00 | 3.543 | 20 | **1630650000** |
| 20 | 95.00 | 3.740 | 20 | **1630660000** |
| 21 | 100.00 | 3.937 | 20 | **1630670000** |
| 22 | 105.00 | 4.134 | 20 | **1630680000** |
| 23 | 110.00 | 4.331 | 20 | **1630690000** |
| 24 | 115.00 | 4.528 | 20 | **1630700000** |



«ЭЛЕКТРО-ПРОФИ» - http://www.ep.ru

# Connectors in 5.00 mm pitch
# Series BL/SL 5.00

## SLD 5.00/../90 & 180



Double-level male header optimised for wave soldering. The connections are at the same level – with access that is flush over the front board. The male headers can be manually coded or ordered as pre-coded headers.

## Product data

IEC: 400 V / 11 A
UL: 300 V / 10 A

**For additional articles and information, refer to catalog.weidmueller.com**

**Note:**

- Additional colours on request
- Rated current related to rated cross-section and min. No. of poles.
- Spacing between rows: see hole layout
- P on drg. = pitch
- Rated data refer only to the component itself. Clearance and creepage distances to other components are to be designed in accordance with the relevant application standards.

## SLD 5.00/../90G



**Dimensioned drawing**

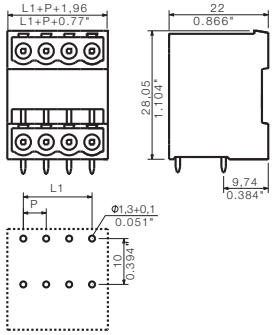


## Technical data

| In compliance with IEC 60664-1 / IEC 61984 | | | | |
|---|---|---|---|---|
| Clamping range, max. | mm² | | | |
| **Solid core H05(07) V-U** | **mm²** | | | |
| Stranded H07 V-R | | | | |
| Flexible H05(07) V-K | mm² | | | |
| Flexible with ferrule | mm² | | | |
| Ferrule with plastic collar | mm² | | | |
| Stripping length | mm | | | |
| Screwdriver blade | mm | | | |
| According to norm | | | | |
| Tightening torque range | Nm | | | |
| **Rated current, max.** | **A** | **11** | | **9.5** |
| At ambient temperature | | 20°C | | 40°C |
| For conductor cross-section | mm² | | | |
| Overvoltage category | | III | III | II |
| Pollution severity | | 3 | 2 | 2 |
| **Rated voltage** | **V** | **250** | **320** | **400** |
| Rated impulse voltage | kV | 4 | 4 | 4 |
| **UL / CUL (Use Group)** | | **B** | **C** | **D** |
| **Rated voltage** | **V** | **300** | | **300** |
| **Rated current** | **A** | **10** | | **10** |
| **AWG conductor** | **AWG** | | - | |
| **CSA (Use Group)** | | **B** | **C** | **D** |
| Rated voltage | V | 300 | | 300 |
| Rated current | A | 10 | | 10 |
| AWG conductor | AWG | | - | |
| **General data** | | | | |
| Type of insulation material | | | PBT | |
| Flammability class UL 94 | | | V-0 | |
| Contact base material | | | CuSn | |
| Material of contact surface | | | tinned | |
| Pin dimensions = d | mm | | 1.2, Octagonal | |
| Solder eyelet Ø = D | mm | | 1.3 | |
| Solder eyelet Ø tolerance | mm | | + 0,1 | |

## Accessories

**Note:** Refer to the Accessories chapter for additional accessories.

| Coding | | Order No. |
|---|---|---|
|  | BLZ/SL KO OR | **1573010000** |
| | BLZ/SL KO SW | **1545710000** |
| **Partition element** | | |
|  | SL AT OR | **1598300000** |
| | SL AT SW | **1770240000** |

## Ordering data

| Solder pin length | | | | 3.2 mm |
|---|---|---|---|---|
| Colour | | | | orange |
| **Pitch** | **5.00 mm** | | | |
| **Pol.** | L1 | (inch) | **Qty.** | **Order No.** |
| 4 | 5.00 | 0.197 | 50 | **1614350000** |
| 6 | 10.00 | 0.394 | 50 | **1614360000** |
| 8 | 15.00 | 0.591 | 50 | **1614370000** |
| 10 | 20.00 | 0.787 | 50 | **1614380000** |
| 12 | 25.00 | 0.984 | 50 | **1614390000** |
| 14 | 30.00 | 1.181 | 20 | **1614400000** |
| 16 | 35.00 | 1.378 | 20 | **1614410000** |
| 18 | 40.00 | 1.575 | 20 | **1614420000** |
| 20 | 45.00 | 1.772 | 20 | **1614430000** |
| 22 | 50.00 | 1.969 | 10 | **1614440000** |
| 24 | 55.00 | 2.165 | 10 | **1614450000** |
| 26 | 60.00 | 2.362 | 10 | **1614460000** |
| 28 | 65.00 | 2.559 | 10 | **1614470000** |
| 30 | 70.00 | 2.756 | 10 | **1614480000** |
| 32 | 75.00 | 2.953 | 10 | **1614490000** |
| 34 | 80.00 | 3.150 | 10 | **1614500000** |
| 36 | 85.00 | 3.346 | 10 | **1614510000** |
| 38 | 90.00 | 3.543 | 10 | **1614520000** |
| 40 | 95.00 | 3.740 | 10 | **1614530000** |
| 42 | 100.00 | 3.937 | 10 | **1614540000** |
| 44 | 105.00 | 4.134 | 10 | **1614550000** |
| 46 | 110.00 | 4.331 | 10 | **1614560000** |
| 48 | 115.00 | 4.528 | 10 | **1614570000** |



«ЭЛЕКТРО-ПРОФИ» - http://www.ep.ru

## SLD 5.00/../180G



**Dimensioned drawing**

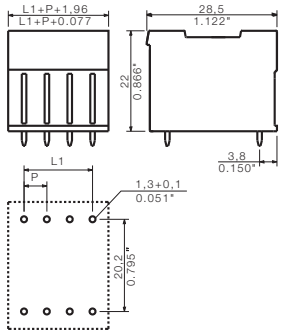


## Ordering data

| Solder pin length | | | | 3.2 mm |
|---|---|---|---|---|
| Colour | | | | orange |
| **Pitch** | **5.00 mm** | | | |
| **Pol.** | L1 | (inch) | **Qty.** | **Order No.** |
| 4 | 5.00 | 0.197 | 50 | **1614810000** |
| 6 | 10.00 | 0.394 | 50 | **1614820000** |
| 8 | 15.00 | 0.591 | 50 | **1614830000** |
| 10 | 20.00 | 0.787 | 50 | **1614840000** |
| 12 | 25.00 | 0.984 | 50 | **1614850000** |
| 14 | 30.00 | 1.181 | 20 | **1614860000** |
| 16 | 35.00 | 1.378 | 20 | **1614870000** |
| 18 | 40.00 | 1.575 | 20 | **1614880000** |
| 20 | 45.00 | 1.772 | 20 | **1614890000** |
| 22 | 50.00 | 1.969 | 10 | **1614900000** |
| 24 | 55.00 | 2.165 | 10 | **1614910000** |
| 26 | 60.00 | 2.362 | 10 | **1614920000** |
| 28 | 65.00 | 2.559 | 10 | **1614930000** |
| 30 | 70.00 | 2.756 | 10 | **1614940000** |
| 32 | 75.00 | 2.953 | 10 | **1614950000** |
| 34 | 80.00 | 3.150 | 10 | **1614960000** |
| 36 | 85.00 | 3.346 | 10 | **1614970000** |
| 38 | 90.00 | 3.543 | 10 | **1614980000** |
| 40 | 95.00 | 3.740 | 10 | **1614990000** |
| 42 | 100.00 | 3.937 | 10 | **1615000000** |
| 44 | 105.00 | 4.134 | 10 | **1615010000** |
| 46 | 110.00 | 4.331 | 10 | **1615020000** |
| 48 | 115.00 | 4.528 | 10 | **1615030000** |



«ЭЛЕКТРО-ПРОФИ» - http://www.ep.ru

# Connectors in 5.00 mm pitch
# Series BL/SL 5.00

## BLZP 5.00/../180



The BLZP is the functional extension of the BLZ series. The „P“ in the part name stands for a plus in security and performance in processing and use.

- WIRE READY – delivered with terminal points already opened
- Power tools can be used with the globally compatible plus/minus screw head
- Folded steel clamping yoke accommodates the connected wire and compensates for temperature fluctuations
- The integrated wire guard prevents dangerous under-insertion of the wire from occurring.
- Lock and release-lever: tool-less locking and gentle releasing of the connector reduces the mechanical stress on the solder joints.

## Product data

IEC: 400 V / 19 A / 0.2 - 4 mm²
UL: 300 V / 10 A / AWG 26 - 12

**For additional articles and information, refer to catalog.weidmueller.com**

**Note:**

- Additional colours on request
- Rated current related to rated cross-section and min. No. of poles.
- Wire end ferrule without plastic collar to DIN 46228/1
- Wire end ferrule with plastic collar to DIN 46228/4
- P on drg. = pitch
- Rated data refer only to the component itself. Clearance and creepage distances to other components are to be designed in accordance with the relevant application standards.

## BLZP 5.00/../180



**Dimensioned drawing**

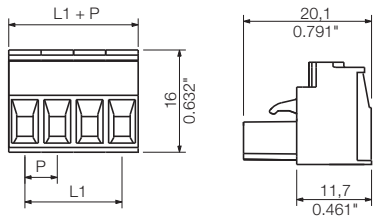


## Technical data

| In compliance with IEC 60664-1 / IEC 61984 | | | | |
|---|---|---|---|---|
| Clamping range, max. | mm² | 0.13...4 | | |
| **Solid core H05(07) V-U** | **mm²** | **0.2...4** | | |
| Stranded H07 V-R | | | | |
| Flexible H05(07) V-K | mm² | 0.2...4 | | |
| Flexible with ferrule | mm² | 0.2...4 | | |
| Ferrule with plastic collar | mm² | 0.2...2.5 | | |
| Stripping length | mm | 7 | | |
| Screwdriver blade | mm | 0.6 x 3.5 | | |
| According to norm | | DIN 5264 | | |
| Tightening torque range | Nm | 0.4...0.5 | | |
| **Rated current, max.** | **A** | **19** | | **16** |
| At ambient temperature | | 20°C | | 40°C |
| For conductor cross-section | mm² | 4 | | |
| Overvoltage category | | III | III | II |
| Pollution severity | | 3 | 2 | 2 |
| **Rated voltage** | **V** | **250** | **320** | **400** |
| Rated impulse voltage | kV | 4 | 4 | 4 |
| **UL / CUL (Use Group)** | | **B** | **C** | **D** |
| **Rated voltage** | **V** | **300** | **50** | **300** |
| **Rated current** | **A** | **10** | | **10** |
| **AWG conductor** | **AWG** | **26-12** | | |
| **CSA (Use Group)** | | **B** | **C** | **D** |
| Rated voltage | V | 300 | 50 | 300 |
| Rated current | A | 10 | | 10 |
| AWG conductor | AWG | 26-12 | | |
| **General data** | | | | |
| Type of insulation material | | PBT | | |
| Flammability class UL 94 | | V-0 | | |
| Contact base material | | Copper alloy | | |
| Material of contact surface | | tinned | | |
| Pin dimensions = d | mm | | | |
| Solder eyelet Ø = D | mm | | | |
| Solder eyelet Ø tolerance | mm | | | |

## Accessories

**Note:** Refer to the Accessories chapter for additional accessories.

| Strain relief | | Order No. |
|---|---|---|
|  | BLZ 5.00 ZE4 OR | **1652100000** |
| | BLZ 5.00 ZE4 SW | **1652120000** |
| | BLZ 5.00 ZE8 OR | **1652040000** |
| | BLZ 5.00 ZE8 SW | **1652060000** |
| **Coding** | | |
|  | BLZ/SL KO OR | **1573010000** |
| | BLZ/SL KO SW | **1545710000** |
| **Screwdriver** | | |
|  | SD 0,6x3,5x100 | **9008330000** |
| | SDI 0,6x3,5x100 | **9008390000** |
| **Crosshead screwdriver** | | |
|  | SDK PH1 | **9008480000** |
| | SDK PZ1 | **9008530000** |

## Ordering data

**Solder pin length**

| Colour | | | | orange | black |
|---|---|---|---|---|---|
| **Pitch** | **5.00 mm** | | | | |
| **Pol.** | L1 | (inch) | **Qty.** | **Order No.** | **Order No.** |
| 2 | 5.00 | 0.197 | 100 | **1954490000** | **1955570000** |
| 3 | 10.00 | 0.394 | 100 | **1954480000** | **1955560000** |
| 4 | 15.00 | 0.591 | 100 | **1954470000** | **1955550000** |
| 5 | 20.00 | 0.787 | 45 | **1954460000** | **1955540000** |
| 6 | 25.00 | 0.984 | 45 | **1954450000** | **1955530000** |
| 7 | 30.00 | 1.181 | 45 | **1954440000** | **1955520000** |
| 8 | 35.00 | 1.378 | 45 | **1954430000** | **1955510000** |
| 9 | 40.00 | 1.575 | 45 | **1954420000** | **1955500000** |
| 10 | 45.00 | 1.772 | 45 | **1954410000** | **1955490000** |
| 11 | 50.00 | 1.969 | 36 | **1954400000** | **1955480000** |
| 12 | 55.00 | 2.165 | 36 | **1954390000** | **1955470000** |
| 13 | 60.00 | 2.362 | 36 | **1954380000** | **1955460000** |
| 14 | 65.00 | 2.559 | 27 | **1954370000** | **1955450000** |
| 15 | 70.00 | 2.756 | 27 | **1954360000** | **1955440000** |
| 16 | 75.00 | 2.953 | 27 | **1954350000** | **1955430000** |
| 17 | 80.00 | 3.150 | 18 | **1954330000** | **1955420000** |
| 18 | 85.00 | 3.346 | 18 | **1954320000** | **1955410000** |
| 19 | 90.00 | 3.543 | 18 | **1954310000** | **1955400000** |
| 20 | 95.00 | 3.740 | 18 | **1954300000** | **1955390000** |
| 21 | 100.00 | 3.937 | 18 | **1954290000** | **1955380000** |
| 22 | 105.00 | 4.134 | 18 | **1954280000** | **1955370000** |
| 23 | 110.00 | 4.331 | 18 | **1954270000** | **1955360000** |
| 24 | 115.00 | 4.528 | 18 | **1954260000** | **1955350000** |

**Representative derating curve**

BLZP 5.00/../180 - SL 5.00/../90

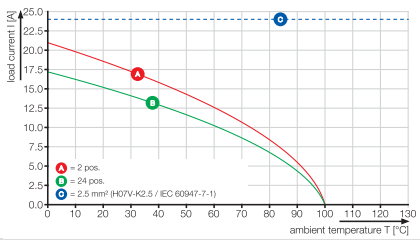




«ЭЛЕКТРО-ПРОФИ» - http://www.ep.ru

## BLZP 5.00/../180F



**Dimensioned drawing**

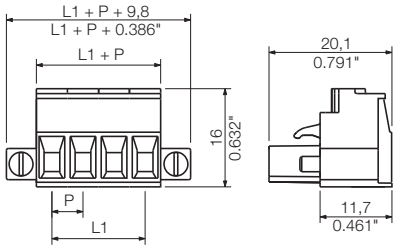


## Ordering data

| Solder pin length | | | | | |
|---|---|---|---|---|---|
| Colour | | | | orange | black |
| **Pitch** | **5.00 mm** | | | | |
| Pol. | L1 | (inch) | Qty. | Order No. | Order No. |
| 2 | 5.00 | 0.197 | 100 | **1955800000** | **1956030000** |
| 3 | 10.00 | 0.394 | 100 | **1955790000** | **1956020000** |
| 4 | 15.00 | 0.591 | 100 | **1955780000** | **1956010000** |
| 5 | 20.00 | 0.787 | 45 | **1955770000** | **1956000000** |
| 6 | 25.00 | 0.984 | 45 | **1955760000** | **1955990000** |
| 7 | 30.00 | 1.181 | 45 | **1955750000** | **1955980000** |
| 8 | 35.00 | 1.378 | 45 | **1955740000** | **1955970000** |
| 9 | 40.00 | 1.575 | 36 | **1955730000** | **1955960000** |
| 10 | 45.00 | 1.772 | 36 | **1955720000** | **1955950000** |
| 11 | 50.00 | 1.969 | 36 | **1955710000** | **1955940000** |
| 12 | 55.00 | 2.165 | 27 | **1955700000** | **1955930000** |
| 13 | 60.00 | 2.362 | 27 | **1955690000** | **1955920000** |
| 14 | 65.00 | 2.559 | 27 | **1955680000** | **1955910000** |
| 15 | 70.00 | 2.756 | 27 | **1955670000** | **1955900000** |
| 16 | 75.00 | 2.953 | 18 | **1955660000** | **1955890000** |
| 17 | 80.00 | 3.150 | 18 | **1955650000** | **1955880000** |
| 18 | 85.00 | 3.346 | 18 | **1955640000** | **1955870000** |
| 19 | 90.00 | 3.543 | 18 | **1955630000** | **1955860000** |
| 20 | 95.00 | 3.740 | 18 | **1955620000** | **1955850000** |
| 21 | 100.00 | 3.937 | 18 | **1955610000** | **1955840000** |
| 22 | 105.00 | 4.134 | 18 | **1955600000** | **1955830000** |
| 23 | 110.00 | 4.331 | 18 | **1955590000** | **1955820000** |
| 24 | 115.00 | 4.528 | 18 | **1955580000** | **1955810000** |

## BLZP 5.00/../180LR

**with lock and release lever**



**Dimensioned drawing**

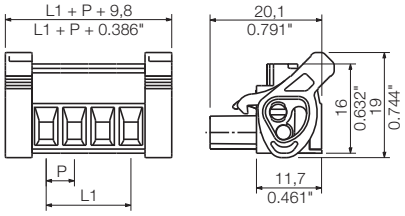


## Ordering data

| Solder pin length | | | | | |
|---|---|---|---|---|---|
| Colour | | | | orange | black |
| **Pitch** | **5.00 mm** | | | | |
| Pol. | L1 | (inch) | Qty. | Order No. | Order No. |
| 2 | 5.00 | 0.197 | 100 | **1956370000** | **1956600000** |
| 3 | 10.00 | 0.394 | 100 | **1956360000** | **1956590000** |
| 4 | 15.00 | 0.591 | 100 | **1956350000** | **1956580000** |
| 5 | 20.00 | 0.787 | 45 | **1956340000** | **1956570000** |
| 6 | 25.00 | 0.984 | 45 | **1956330000** | **1956560000** |
| 7 | 30.00 | 1.181 | 45 | **1956320000** | **1956550000** |
| 8 | 35.00 | 1.378 | 45 | **1956310000** | **1956540000** |
| 9 | 40.00 | 1.575 | 45 | **1956300000** | **1956530000** |
| 10 | 45.00 | 1.772 | 36 | **1956290000** | **1956520000** |
| 11 | 50.00 | 1.969 | 36 | **1956280000** | **1956510000** |
| 12 | 55.00 | 2.165 | 27 | **1956270000** | **1956500000** |
| 13 | 60.00 | 2.362 | 27 | **1956260000** | **1956490000** |
| 14 | 65.00 | 2.559 | 27 | **1956250000** | **1956480000** |
| 15 | 70.00 | 2.756 | 27 | **1956240000** | **1956470000** |
| 16 | 75.00 | 2.953 | 27 | **1956230000** | **1956460000** |
| 17 | 80.00 | 3.150 | 18 | **1956220000** | **1956450000** |
| 18 | 85.00 | 3.346 | 18 | **1956210000** | **1956440000** |
| 19 | 90.00 | 3.543 | 18 | **1956200000** | **1956430000** |
| 20 | 95.00 | 3.740 | 18 | **1956190000** | **1956420000** |
| 21 | 100.00 | 3.937 | 18 | **1956180000** | **1956410000** |
| 22 | 105.00 | 4.134 | 18 | **1956170000** | **1956400000** |
| 23 | 110.00 | 4.331 | 18 | **1956160000** | **1956390000** |
| 24 | 115.00 | 4.528 | 18 | **1956150000** | **1956380000** |

**Additional derating curves**

BLZP 5.00/../180 - SLD 5.00/../90G

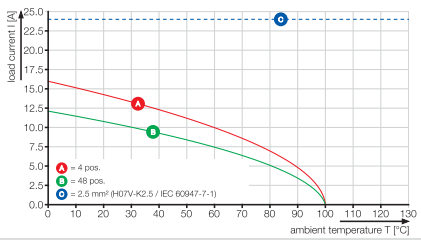


BLZP 5.00/../180 - SLDV-THR 5.00/../180

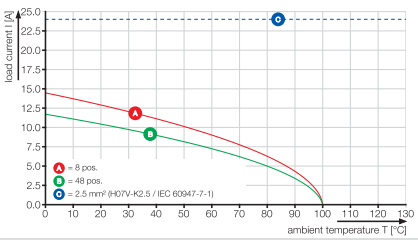


## The 2-in-1 contact

Every pluggable connector covers two contact points and thus must meet two different requirements: First, the wire termination and second, the connection between plug and pin header. Referring to the 5.0x pitch series, Weidmüller offers different wire connection technologies, but one platform contact for the male / female connection since years. This well-designed hybride platform contact ensures a constant quality on a very high level. Hybride means, that we combine metal material featuring different characteristics by welding, in order to devide the contact system into different function zones: Further to the high electric conductance, the current bar is characterized by its hardness, and the tulip contact by its excellent tension properties. The advantage: each function is supported by the most suitable material to reliably and constantly meet the different electrical and mechanical requirements. To put it in a nutshell: Instead of either ... or, it´s even both - perfect for the current, and perfect for the force.





«ЭЛЕКТРО-ПРОФИ» - http://www.ep.ru

# Connectors in 5.00 mm pitch
# Series BL/SL 5.00

## BLZP 5.00/../90



The BLZP is the functional extension of the BLZ series. The „P“ in the part name stands for a plus in security and performance in processing and use.

- WIRE READY – delivered with terminal points already opened
- Power tools can be used with the globally compatible plus/minus screw head
- Folded steel clamping yoke accommodates the connected wire and compensates for temperature fluctuations
- The integrated wire guard prevents dangerous under-insertion of the wire from occurring.
- Lock and release-lever: tool-less locking and gentle releasing of the connector reduces the mechanical stress one the solder joints.

## Product data

IEC: 400 V / 15.5 A / 0.2 - 4 mm²
UL: 300 V / 10 A / AWG 26 - 12

**For additional articles and information, refer to catalog.weidmueller.com**

**Note:**

- Additional colours on request
- Rated current related to rated cross-section and min. No. of poles.
- Wire end ferrule without plastic collar to DIN 46228/1
- Wire end ferrule with plastic collar to DIN 46228/4
- P on drg. = pitch
- Rated data refer only to the component itself. Clearance and creepage distances to other components are to be designed in accordance with the relevant application standards.

## BLZP 5.00/../90



**Dimensioned drawing**

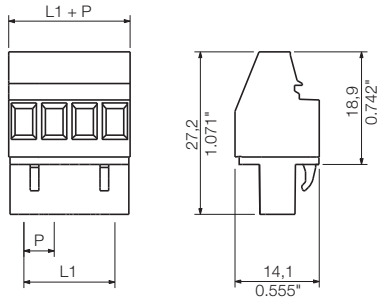


## Technical data

| In compliance with IEC 60664-1 / IEC 61984 | | | | |
|---|---|---|---|---|
| Clamping range, max. | mm² | 0.13...4 | | |
| **Solid core H05(07) V-U** | **mm²** | **0.2...4** | | |
| Stranded H07 V-R | | | | |
| Flexible H05(07) V-K | mm² | 0.2...4 | | |
| Flexible with ferrule | mm² | 0.2...4 | | |
| Ferrule with plastic collar | mm² | 0.2...2.5 | | |
| Stripping length | mm | 7 | | |
| Screwdriver blade | mm | 0.6 x 3.5 | | |
| According to norm | | DIN 5264 | | |
| Tightening torque range | Nm | 0.4...0.5 | | |
| **Rated current, max.** | **A** | **15.5** | | **12** |
| At ambient temperature | | 20°C | | 40°C |
| For conductor cross-section | mm² | 4 | | |
| Overvoltage category | | III | III | II |
| Pollution severity | | 3 | 2 | 2 |
| **Rated voltage** | **V** | **250** | **320** | **400** |
| Rated impulse voltage | kV | 4 | 4 | 4 |
| **UL / CUL (Use Group)** | | **B** | **C** | **D** |
| **Rated voltage** | **V** | **300** | **50** | **300** |
| **Rated current** | **A** | **10** | | **10** |
| **AWG conductor** | **AWG** | **26-12** | | |
| **CSA (Use Group)** | | **B** | **C** | **D** |
| Rated voltage | V | 300 | 50 | 300 |
| Rated current | A | 10 | | 10 |
| AWG conductor | AWG | 26-12 | | |
| **General data** | | | | |
| Type of insulation material | | PBT | | |
| Flammability class UL 94 | | V-0 | | |
| Contact base material | | Copper alloy | | |
| Material of contact surface | | tinned | | |
| Pin dimensions = d | mm | | | |
| Solder eyelet Ø = D | mm | | | |
| Solder eyelet Ø tolerance | mm | | | |

## Accessories

**Note:** Refer to the Accessories chapter for additional accessories.

| Coding | | Order No. |
|---|---|---|
|  | BLZ/SL KO OR | **1573010000** |
| | BLZ/SL KO SW | **1545710000** |
| **Screwdriver** | | |
|  | SD 0,6x3,5x100 | **9008330000** |
| | SDI 0,6x3,5x100 | **9008390000** |
| **Crosshead screwdriver** | | |
|  | SDK PH1 | **9008480000** |
| | SDK PZ1 | **9008530000** |

## Ordering data

**Solder pin length**

| Colour | | | | orange | black |
|---|---|---|---|---|---|
| **Pitch** | **5.00 mm** | | | | |
| **Pol.** | L1 | (inch) | **Qty.** | **Order No.** | **Order No.** |
| 2 | 5.00 | 0.197 | 180 | **1958300000** | **1958650000** |
| 3 | 10.00 | 0.394 | 120 | **1958290000** | **1958640000** |
| 4 | 15.00 | 0.591 | 90 | **1958280000** | **1958630000** |
| 5 | 20.00 | 0.787 | 72 | **1958270000** | **1958620000** |
| 6 | 25.00 | 0.984 | 60 | **1958260000** | **1958610000** |
| 7 | 30.00 | 1.181 | 48 | **1958250000** | **1958600000** |
| 8 | 35.00 | 1.378 | 42 | **1958230000** | **1958590000** |
| 9 | 40.00 | 1.575 | 36 | **1958190000** | **1958580000** |
| 10 | 45.00 | 1.772 | 36 | **1958160000** | **1958570000** |
| 11 | 50.00 | 1.969 | 30 | **1958130000** | **1958560000** |
| 12 | 55.00 | 2.165 | 30 | **1958120000** | **1958550000** |
| 13 | 60.00 | 2.362 | 24 | **1958090000** | **1958540000** |
| 14 | 65.00 | 2.559 | 24 | **1958060000** | **1958530000** |
| 15 | 70.00 | 2.756 | 24 | **1958040000** | **1958520000** |
| 16 | 75.00 | 2.953 | 18 | **1957960000** | **1958480000** |
| 17 | 80.00 | 3.150 | 18 | **1957910000** | **1958460000** |
| 18 | 85.00 | 3.346 | 18 | **1957900000** | **1958430000** |
| 19 | 90.00 | 3.543 | 18 | **1957880000** | **1958420000** |
| 20 | 95.00 | 3.740 | 18 | **1957850000** | **1958400000** |
| 21 | 100.00 | 3.937 | 12 | **1957830000** | **1958380000** |
| 22 | 105.00 | 4.134 | 12 | **1957820000** | **1958360000** |
| 23 | 110.00 | 4.331 | 12 | **1957800000** | **1958340000** |
| 24 | 115.00 | 4.528 | 12 | **1957780000** | **1958310000** |

**Representative derating curve**

BLZP 5.00/../90 - SL 5.00/../90

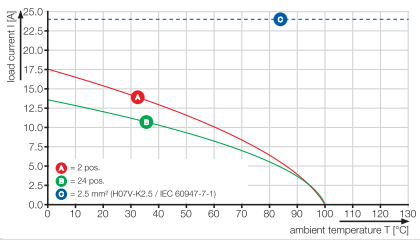




«ЭЛЕКТРО-ПРОФИ» - http://www.ep.ru

## BLZP 5.00/../90F



**Dimensioned drawing**

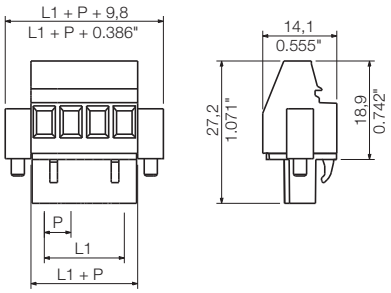


## Ordering data

**Solder pin length**

| Colour | | | | orange | black |
|---|---|---|---|---|---|
| **Pitch** | **5.00 mm** | | | | |
| **Pol.** | L1 | (inch) | **Qty.** | **Order No.** | **Order No.** |
| 2 | 5.00 | 0.197 | 90 | **1959520000** | **1959750000** |
| 3 | 10.00 | 0.394 | 72 | **1959510000** | **1959740000** |
| 4 | 15.00 | 0.591 | 60 | **1959500000** | **1959730000** |
| 5 | 20.00 | 0.787 | 48 | **1959490000** | **1959720000** |
| 6 | 25.00 | 0.984 | 42 | **1959480000** | **1959710000** |
| 7 | 30.00 | 1.181 | 36 | **1959470000** | **1959700000** |
| 8 | 35.00 | 1.378 | 36 | **1959460000** | **1959690000** |
| 9 | 40.00 | 1.575 | 30 | **1959440000** | **1959680000** |
| 10 | 45.00 | 1.772 | 30 | **1959430000** | **1959670000** |
| 11 | 50.00 | 1.969 | 24 | **1959390000** | **1959660000** |
| 12 | 55.00 | 2.165 | 24 | **1959370000** | **1959650000** |
| 13 | 60.00 | 2.362 | 24 | **1959360000** | **1959640000** |
| 14 | 65.00 | 2.559 | 18 | **1959350000** | **1959630000** |
| 15 | 70.00 | 2.756 | 18 | **1959340000** | **1959620000** |
| 16 | 75.00 | 2.953 | 18 | **1959330000** | **1959610000** |
| 17 | 80.00 | 3.150 | 18 | **1959320000** | **1959600000** |
| 18 | 85.00 | 3.346 | 18 | **1959300000** | **1959590000** |
| 19 | 90.00 | 3.543 | 12 | **1959290000** | **1959580000** |
| 20 | 95.00 | 3.740 | 12 | **1959270000** | **1959570000** |
| 21 | 100.00 | 3.937 | 12 | **1959250000** | **1959560000** |
| 22 | 105.00 | 4.134 | 12 | **1959240000** | **1959550000** |
| 23 | 110.00 | 4.331 | 12 | **1959220000** | **1959540000** |
| 24 | 115.00 | 4.528 | 12 | **1959200000** | **1959530000** |

**Additional derating curves**

BLZP 5.00/../90 - SL-SMT 5.00/../90

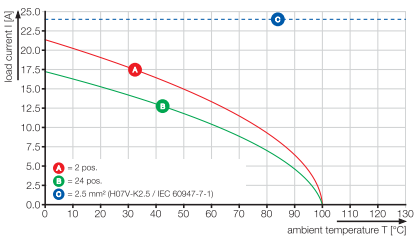


## The 2-in-1 contact

Every pluggable connector covers two contact points and thus must meet two different requirements: First, the wire termination and second, the connection between plug and pin header. Referring to the 5.0x pitch series, Weidmüller offers different wire connection technologies, but one platform contact for the male / female connection since years. This well-designed hybride platform contact ensures a constant quality on a very high level. Hybride means, that we combine metal material featuring different characteristics by welding, in order to devide the contact system into different function zones: Further to the high electric conductance, the current bar is characterized by its hardness, and the tulip contact by its excellent tension properties. The advantage: each function is supported by the most suitable material to reliably and constantly meet the different electrical and mechanical requirements. To put it in a nutshell: Instead of either ... or, it´s even both - perfect for the current, and perfect for the force.





«ЭЛЕКТРО-ПРОФИ» - http://www.ep.ru

# Connectors in 5.00 mm pitch
# Series BL/SL 5.00

## BLZP 5.00/../270



The BLZP is the functional extension of the BLZ series. The „P“ in the part name stands for a plus in security and performance in processing and use.

- WIRE READY – delivered with terminal points already opened
- Power tools can be used with the globally compatible plus/minus screw head
- Folded steel clamping yoke accommodates the connected wire and compensates for temperature fluctuations
- The integrated wire guard prevents dangerous under-insertion of the wire from occurring.
- Lock and release-lever: tool-less locking and gentle releasing of the connector reduces the mechanical stress one the solder joints.

## Product data

IEC: 400 V / 15.5 A / 0.2 - 4 mm²
UL: 300 V / 10 A / AWG 26 - 12

**For additional articles and information, refer to catalog.weidmueller.com**

**Note:**

- Additional colours on request
- Rated current related to rated cross-section and min. No. of poles.
- Wire end ferrule without plastic collar to DIN 46228/1
- Wire end ferrule with plastic collar to DIN 46228/4
- P on drg. = pitch
- Rated data refer only to the component itself. Clearance and creepage distances to other components are to be designed in accordance with the relevant application standards.

## BLZP 5.00/../270



**Dimensioned drawing**

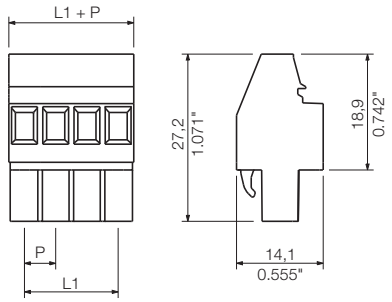


## Technical data

| In compliance with IEC 60664-1 / IEC 61984 | | | | |
|---|---|---|---|---|
| Clamping range, max. | mm² | 0.13...4 | | |
| **Solid core H05(07) V-U** | **mm²** | **0.2...4** | | |
| Stranded H07 V-R | | | | |
| Flexible H05(07) V-K | mm² | 0.2...4 | | |
| Flexible with ferrule | mm² | 0.2...4 | | |
| Ferrule with plastic collar | mm² | 0.2...2.5 | | |
| Stripping length | mm | 7 | | |
| Screwdriver blade | mm | 0.6 x 3.5 | | |
| According to norm | | DIN 5264 | | |
| Tightening torque range | Nm | 0.4...0.5 | | |
| **Rated current, max.** | **A** | **15.5** | | **12** |
| At ambient temperature | | 20°C | | 40°C |
| For conductor cross-section | mm² | 4 | | |
| Overvoltage category | | III | III | II |
| Pollution severity | | 3 | 2 | 2 |
| **Rated voltage** | **V** | **250** | **320** | **400** |
| Rated impulse voltage | kV | 4 | 4 | 4 |
| **UL / CUL (Use Group)** | | **B** | **C** | **D** |
| **Rated voltage** | **V** | **300** | **50** | **300** |
| **Rated current** | **A** | **10** | | **10** |
| **AWG conductor** | **AWG** | **26-12** | | |
| **CSA (Use Group)** | | **B** | **C** | **D** |
| Rated voltage | V | 300 | 50 | 300 |
| Rated current | A | 10 | | 10 |
| AWG conductor | AWG | 26-12 | | |
| **General data** | | | | |
| Type of insulation material | | PBT | | |
| Flammability class UL 94 | | V-0 | | |
| Contact base material | | Copper alloy | | |
| Material of contact surface | | tinned | | |
| Pin dimensions = d | mm | | | |
| Solder eyelet Ø = D | mm | | | |
| Solder eyelet Ø tolerance | mm | | | |

## Accessories

**Note:** Refer to the Accessories chapter for additional accessories.

| Coding | | Order No. |
|---|---|---|
|  | BLZ/SL KO OR | **1573010000** |
| | BLZ/SL KO SW | **1545710000** |
| **Screwdriver** | | |
|  | SD 0,6x3,5x100 | **9008330000** |
| | SDI 0,6x3,5x100 | **9008390000** |
| **Crosshead screwdriver** | | |
|  | SDK PH1 | **9008480000** |
| | SDK PZ1 | **9008530000** |

## Ordering data

**Solder pin length**

| Colour | | | | orange | black |
|---|---|---|---|---|---|
| **Pitch** | **5.00 mm** | | | | |
| **Pol.** | L1 | (inch) | **Qty.** | **Order No.** | **Order No.** |
| 2 | 5.00 | 0.197 | 180 | **1958870000** | **1959100000** |
| 3 | 10.00 | 0.394 | 120 | **1958860000** | **1959090000** |
| 4 | 15.00 | 0.591 | 90 | **1958850000** | **1959080000** |
| 5 | 20.00 | 0.787 | 72 | **1958840000** | **1959070000** |
| 6 | 25.00 | 0.984 | 60 | **1958830000** | **1959060000** |
| 7 | 30.00 | 1.181 | 48 | **1958820000** | **1959050000** |
| 8 | 35.00 | 1.378 | 42 | **1958810000** | **1959040000** |
| 9 | 40.00 | 1.575 | 36 | **1958800000** | **1959030000** |
| 10 | 45.00 | 1.772 | 36 | **1958790000** | **1959020000** |
| 11 | 50.00 | 1.969 | 30 | **1958780000** | **1959010000** |
| 12 | 55.00 | 2.165 | 30 | **1959150000** | **1959000000** |
| 13 | 60.00 | 2.362 | 24 | **1958770000** | **1958990000** |
| 14 | 65.00 | 2.559 | 24 | **1958760000** | **1958980000** |
| 15 | 70.00 | 2.756 | 24 | **1958750000** | **1958970000** |
| 16 | 75.00 | 2.953 | 18 | **1958740000** | **1958960000** |
| 17 | 80.00 | 3.150 | 18 | **1958730000** | **1958950000** |
| 18 | 85.00 | 3.346 | 18 | **1958720000** | **1958940000** |
| 19 | 90.00 | 3.543 | 18 | **1958710000** | **1958930000** |
| 20 | 95.00 | 3.740 | 18 | **1958700000** | **1958920000** |
| 21 | 100.00 | 3.937 | 12 | **1958690000** | **1958910000** |
| 22 | 105.00 | 4.134 | 12 | **1958680000** | **1958900000** |
| 23 | 110.00 | 4.331 | 12 | **1958670000** | **1958890000** |
| 24 | 115.00 | 4.528 | 12 | **1958660000** | **1958880000** |

**Representative derating curve**

BLZP 5.00/../270 - SL 5.00/../90

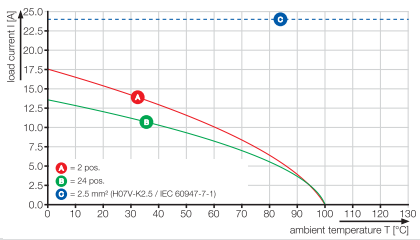




«ЭЛЕКТРО-ПРОФИ» - http://www.ep.ru

## BLZP 5.00/../270F



**Dimensioned drawing**

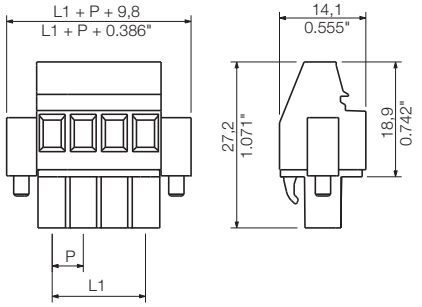


### Ordering data

| Solder pin length | | | | | |
|---|---|---|---|---|---|
| Colour | | | | orange | black |
| **Pitch** | **5.00 mm** | | | | |
| Pol. | L1 | (inch) | Qty. | Order No. | Order No. |
| 2 | 5.00 | 0.197 | 90 | **1960460000** | **1960730000** |
| 3 | 10.00 | 0.394 | 72 | **1960450000** | **1960720000** |
| 4 | 15.00 | 0.591 | 60 | **1960440000** | **1960710000** |
| 5 | 20.00 | 0.787 | 48 | **1960430000** | **1960700000** |
| 6 | 25.00 | 0.984 | 42 | **1960420000** | **1960690000** |
| 7 | 30.00 | 1.181 | 36 | **1960410000** | **1960670000** |
| 8 | 35.00 | 1.378 | 36 | **1960400000** | **1960660000** |
| 9 | 40.00 | 1.575 | 30 | **1960390000** | **1960650000** |
| 10 | 45.00 | 1.772 | 30 | **1960380000** | **1960640000** |
| 11 | 50.00 | 1.969 | 24 | **1960370000** | **1960630000** |
| 12 | 55.00 | 2.165 | 24 | **1959450000** | **1960620000** |
| 13 | 60.00 | 2.362 | 24 | **1959420000** | **1960610000** |
| 14 | 65.00 | 2.559 | 18 | **1959410000** | **1960600000** |
| 15 | 70.00 | 2.756 | 18 | **1959400000** | **1960590000** |
| 16 | 75.00 | 2.953 | 18 | **1959380000** | **1960580000** |
| 17 | 80.00 | 3.150 | 18 | **1959310000** | **1960570000** |
| 18 | 85.00 | 3.346 | 18 | **1959280000** | **1960560000** |
| 19 | 90.00 | 3.543 | 12 | **1959260000** | **1960550000** |
| 20 | 95.00 | 3.740 | 12 | **1959230000** | **1960540000** |
| 21 | 100.00 | 3.937 | 12 | **1959210000** | **1960530000** |
| 22 | 105.00 | 4.134 | 12 | **1959190000** | **1960520000** |
| 23 | 110.00 | 4.331 | 12 | **1959180000** | **1960510000** |
| 24 | 115.00 | 4.528 | 12 | **1959170000** | **1960500000** |

## BLZP 5.00/../270LR

**with lock and release lever**



**Dimensioned drawing**

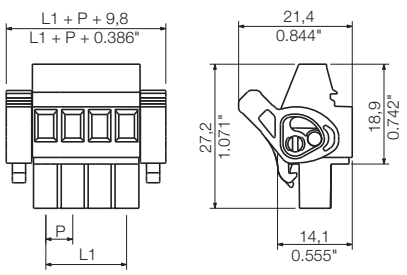


### Ordering data

| Solder pin length | | | | | |
|---|---|---|---|---|---|
| Colour | | | | orange | black |
| **Pitch** | **5.00 mm** | | | | |
| Pol. | L1 | (inch) | Qty. | Order No. | Order No. |
| 2 | 5.00 | 0.197 | 90 | **1960960000** | **1961190000** |
| 3 | 10.00 | 0.394 | 72 | **1960950000** | **1961180000** |
| 4 | 15.00 | 0.591 | 60 | **1960940000** | **1961170000** |
| 5 | 20.00 | 0.787 | 48 | **1960930000** | **1961160000** |
| 6 | 25.00 | 0.984 | 42 | **1960920000** | **1961150000** |
| 7 | 30.00 | 1.181 | 36 | **1960910000** | **1961140000** |
| 8 | 35.00 | 1.378 | 36 | **1960900000** | **1961130000** |
| 9 | 40.00 | 1.575 | 30 | **1960890000** | **1961120000** |
| 10 | 45.00 | 1.772 | 30 | **1960880000** | **1961110000** |
| 11 | 50.00 | 1.969 | 24 | **1960870000** | **1961100000** |
| 12 | 55.00 | 2.165 | 24 | **1960860000** | **1961090000** |
| 13 | 60.00 | 2.362 | 24 | **1960850000** | **1961080000** |
| 14 | 65.00 | 2.559 | 18 | **1960840000** | **1961070000** |
| 15 | 70.00 | 2.756 | 18 | **1960830000** | **1961060000** |
| 16 | 75.00 | 2.953 | 18 | **1960820000** | **1961050000** |
| 17 | 80.00 | 3.150 | 18 | **1960810000** | **1961040000** |
| 18 | 85.00 | 3.346 | 18 | **1960800000** | **1961030000** |
| 19 | 90.00 | 3.543 | 12 | **1960790000** | **1961020000** |
| 20 | 95.00 | 3.740 | 12 | **1960780000** | **1961010000** |
| 21 | 100.00 | 3.937 | 12 | **1960770000** | **1961000000** |
| 22 | 105.00 | 4.134 | 12 | **1960760000** | **1960990000** |
| 23 | 110.00 | 4.331 | 12 | **1960750000** | **1960980000** |
| 24 | 115.00 | 4.528 | 12 | **1960740000** | **1960970000** |

## The 2-in-1 contact

Every pluggable connector covers two contact points and thus must meet two different requirements: First, the wire termination and second, the connection between plug and pin header. Referring to the 5.0x pitch series, Weidmüller offers different wire connection technologies, but one platform contact for the male / female connection since years. This well-designed hybride platform contact ensures a constant quality on a very high level. Hybride means, that we combine metal material featuring different characteristics by welding, in order to devide the contact system into different function zones: Further to the high electric conductance, the current bar is characterized by its hardness, and the tulip contact by its excellent tension properties. The advantage: each function is supported by the most suitable material to reliably and constantly meet the different electrical and mechanical requirements. To put it in a nutshell: Instead of either ... or, it´s even both - perfect for the current, and perfect for the force.





«ЭЛЕКТРО-ПРОФИ» - http://www.ep.ru

# Connectors in 5.00 mm pitch
# Series BL/SL 5.00

## BLF 5.00/../180



PUSH IN - Weidmüller's innovative connection system simplifies and accelerates the wire connection process.

- Solid wires and stranded wires with ferrules need only to be inserted and they are ready.
- The actuator must be used when connecting stranded wires without ferrules.
- Intuitive handling – since the wire-entry area and handling area are clearly separated.
- User-friendly handling with rounded outer edges and large, no-slip push buttons.
- Lock and release lever: tool-less locking and a gentle releasing of the connector reduces the mechanical stress to the solder soints.

## Product data

IEC: 400 V / 20.5 A / 0.2 - 2.5 mm²
UL: 300 V / 10 A / AWG 26 - 12

**For additional articles and information, refer to catalog.weidmueller.com**

**Note:**

- Additional colours on request
- Gold-plated contact surfaces on request
- Rated current related to rated cross-section and min. No. of poles.
- Wire end ferrule without plastic collar to DIN 46228/1
- Wire end ferrule with plastic collar to DIN 46228/4
- P on drg. = pitch

## BLF 5.00/../180



**Dimensioned drawing**

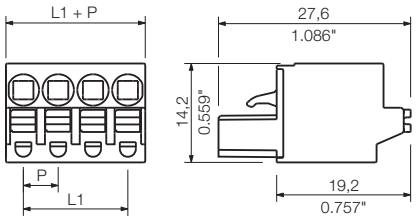


## Technical data

| In compliance with IEC 60664-1 / IEC 61984 | | | | |
|---|---|---|---|---|
| Clamping range, max. | mm² | 0.13...3.31 | | |
| **Solid core H05(07) V-U** | **mm²** | **0.2...2.5** | | |
| Stranded H07 V-R | | 0...2 | | |
| Flexible H05(07) V-K | mm² | 0.2...2.5 | | |
| Flexible with ferrule | mm² | 0.2...2.5 | | |
| Ferrule with plastic collar | mm² | 0.2...2.5 | | |
| Stripping length | mm | 10 | | |
| Screwdriver blade | mm | 0.6 x 3.5 | | |
| According to norm | | DIN 5264 | | |
| Tightening torque range | Nm | | | |
| **Rated current, max.** | **A** | **20.5** | | **17.5** |
| At ambient temperature | | 20°C | | 40°C |
| For conductor cross-section | mm² | 2.5 | | |
| Overvoltage category | | III | III | II |
| Pollution severity | | 3 | 2 | 2 |
| **Rated voltage** | **V** | **250** | **320** | **400** |
| Rated impulse voltage | kV | 4 | 4 | 4 |
| **UL / CUL (Use Group)** | | **B** | **C** | **D** |
| **Rated voltage** | **V** | **300** | | **300** |
| **Rated current** | **A** | **10** | | **10** |
| **AWG conductor** | **AWG** | **26-12** | | |
| **CSA (Use Group)** | | **B** | **C** | **D** |
| Rated voltage | V | 300 | | 300 |
| Rated current | A | 10 | | 10 |
| AWG conductor | AWG | 26-12 | | |
| **General data** | | | | |
| Type of insulation material | | PBT | | |
| Flammability class UL 94 | | V-0 | | |
| Contact base material | | CuSn | | |
| Material of contact surface | | tinned | | |
| Pin dimensions = d | mm | | | |
| Solder eyelet Ø = D | mm | | | |
| Solder eyelet Ø tolerance | mm | | | |

## Accessories

**Note:** Refer to the Accessories chapter for additional accessories.

| Coding | | Order No. |
|---|---|---|
|  | BLZ/SL KO OR | **1573010000** |
| | BLZ/SL KO SW | **1545710000** |
| **Screwdriver** | | |
|  | SD 0,6x3,5x100 | **9008330000** |
| | SDI 0,6x3,5x100 | **9008390000** |
| **Wire-end ferrule** | | |
|  | H0,5/14S W | **9004590000** |
| | H1,0/14S R | **9018560000** |
| | H1,5/14S SW | **9025240000** |
| | H2,5/14S BL | **1333100000** |

## Ordering data

**Solder pin length**

| Colour | | | | orange | black |
|---|---|---|---|---|---|
| **Pitch** | **5.00 mm** | | | | |
| **Pol.** | L1 | (inch) | **Qty.** | **Order No.** | **Order No.** |
| 2 | 5.00 | 0.197 | 180 | **1017860000** | **1017670000** |
| 3 | 10.00 | 0.394 | 120 | **1017870000** | **1017680000** |
| 4 | 15.00 | 0.591 | 90 | **1017880000** | **1017690000** |
| 5 | 20.00 | 0.788 | 72 | **1017890000** | **1017710000** |
| 6 | 25.00 | 0.985 | 60 | **1017910000** | **1017720000** |
| 7 | 30.00 | 1.182 | 48 | **1017920000** | **1017730000** |
| 8 | 35.00 | 1.379 | 42 | **1017930000** | **1017740000** |
| 9 | 40.00 | 1.576 | 36 | **1017950000** | **1017750000** |
| 10 | 45.00 | 1.773 | 36 | **1017960000** | **1017760000** |
| 11 | 50.00 | 1.970 | 30 | **1017970000** | **1017770000** |
| 12 | 55.00 | 2.167 | 30 | **1017980000** | **1017780000** |
| 13 | 60.00 | 2.364 | 24 | **1017990000** | **1017790000** |
| 14 | 65.00 | 2.561 | 24 | **1018010000** | **1017810000** |
| 15 | 70.00 | 2.758 | 24 | **1018020000** | **1017820000** |
| 16 | 75.00 | 2.955 | 18 | **1018030000** | **1017830000** |
| 17 | 80.00 | 3.152 | 18 | **1018040000** | **1017840000** |
| 18 | 85.00 | 3.349 | 18 | **1018050000** | **1017850000** |

**Representative derating curve**

BLF 5.00/../180 - SL 5.00/../90

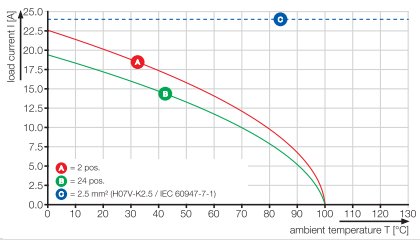




«ЭЛЕКТРО-ПРОФИ» - http://www.ep.ru

## BLF 5.00/../180F



Dimensioned drawing

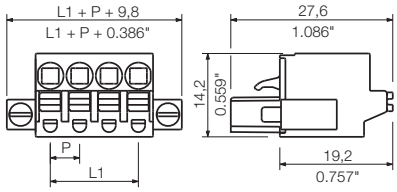


### Ordering data

Solder pin length

| Colour | | | | orange | black |
|---|---|---|---|---|---|
| **Pitch** | **5.00 mm** | | | | |
| **Pol.** | L1 | (inch) | **Qty.** | **Order No.** | **Order No.** |
| 2 | 5.00 | 0.197 | 90 | **1017420000** | **1017240000** |
| 3 | 10.00 | 0.394 | 72 | **1017430000** | **1017250000** |
| 4 | 15.00 | 0.591 | 60 | **1017440000** | **1017260000** |
| 5 | 20.00 | 0.788 | 48 | **1017450000** | **1017270000** |
| 6 | 25.00 | 0.985 | 42 | **1017470000** | **1017280000** |
| 7 | 30.00 | 1.182 | 36 | **1017480000** | **1017290000** |
| 8 | 35.00 | 1.379 | 36 | **1017490000** | **1017310000** |
| 9 | 40.00 | 1.576 | 30 | **1017510000** | **1017320000** |
| 10 | 45.00 | 1.773 | 30 | **1017520000** | **1017330000** |
| 11 | 50.00 | 1.970 | 24 | **1017530000** | **1017340000** |
| 12 | 55.00 | 2.167 | 24 | **1017540000** | **1017350000** |
| 13 | 60.00 | 2.364 | 24 | **1017550000** | **1017360000** |
| 14 | 65.00 | 2.561 | 18 | **1017570000** | **1017370000** |
| 15 | 70.00 | 2.758 | 18 | **1017590000** | **1017380000** |
| 16 | 75.00 | 2.955 | 18 | **1017600000** | **1017390000** |
| 17 | 80.00 | 3.152 | 18 | **1017610000** | **1017400000** |
| 18 | 85.00 | 3.349 | 18 | **1017620000** | **1017410000** |

## BLF 5.00/../180LR



Dimensioned drawing

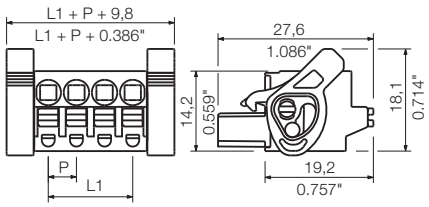


### Ordering data

Solder pin length

| Colour | | | | orange | black |
|---|---|---|---|---|---|
| **Pitch** | **5.00 mm** | | | | |
| **Pol.** | L1 | (inch) | **Qty.** | **Order No.** | **Order No.** |
| 2 | 5.00 | 0.197 | 90 | **1016340000** | **1016140000** |
| 3 | 10.00 | 0.394 | 72 | **1016350000** | **1016150000** |
| 4 | 15.00 | 0.591 | 60 | **1016360000** | **1016170000** |
| 5 | 20.00 | 0.788 | 48 | **1016370000** | **1016180000** |
| 6 | 25.00 | 0.985 | 42 | **1016380000** | **1016190000** |
| 7 | 30.00 | 1.182 | 36 | **1016390000** | **1016210000** |
| 8 | 35.00 | 1.379 | 36 | **1016410000** | **1016220000** |
| 9 | 40.00 | 1.576 | 30 | **1016420000** | **1016230000** |
| 10 | 45.00 | 1.773 | 30 | **1016430000** | **1016240000** |
| 11 | 50.00 | 1.970 | 24 | **1016440000** | **1016250000** |
| 12 | 55.00 | 2.167 | 24 | **1016450000** | **1016260000** |
| 13 | 60.00 | 2.364 | 24 | **1016460000** | **1016270000** |
| 14 | 65.00 | 2.561 | 18 | **1016470000** | **1016280000** |
| 15 | 70.00 | 2.758 | 18 | **1016480000** | **1016290000** |
| 16 | 75.00 | 2.955 | 18 | **1016490000** | **1016310000** |
| 17 | 80.00 | 3.152 | 18 | **1016510000** | **1016320000** |
| 18 | 85.00 | 3.349 | 18 | **1016520000** | **1016330000** |

## PUSH IN connection technology

PUSH IN connection technology reduces the wiring affords especially for solid wires and wires with ferrule to a minimum. These connectors are self-explanary and enable tool-less handling. The contact element made of stainless steel ensures a vibration prooved, maintainance free wire termination. The established principle „STEEL FOR THE FORCE, COPPER FOR THE CURRENT“ by Weidmüller offers both, maximum conductor clamping forces, as well as minimum power loss at the same time.



**The 2-in-1 contact**
Every pluggable connector covers two contact points and thus must meet two different requirements: First, the wire termination and second, the connection between plug and pin header. Referring to the 5.0x pitch series, Weidmüller offers different wire connection technologies, but one platform contact for the male / female connection since years. This well-designed hybride platform contact ensures a constant quality on a very high level. Hybride means, that we combine metal material featuring different characteristics by welding, in order to devide the contact system into different function zones: Further to the high electric conductance, the current bar is characterized by its hardness, and the tulip contact by its excellent tension properties. The advantage: each function is supported by the most suitable material to reliably and constantly meet the different electrical and mechanical requirements. To put it in a nutshell: Instead of either ... or, it´s even both - perfect for the current, and perfect for the force.





«ЭЛЕКТРО-ПРОФИ» - http://www.ep.ru

# Connectors in 5.00 mm pitch
# Series BL/SL 5.00

## BLF 5.00/../90



PUSH IN - Weidmüller's innovative connection system simplifies and accelerates the wire connection process.

- Solid wires and stranded wires with ferrules need only to be inserted and they are ready.
- The actuator must be used when connecting stranded wires without ferrules.
- Intuitive handling – since the wire-entry area and handling area are clearly separated.
- User-friendly handling with rounded outer edges and large, no-slip push buttons.
- Lock and release lever: tool-less locking and a gentle releasing of the connector reduces the mechanical stress to the solder soints.

## Product data

IEC: 400 V / 20 A / 0.2 - 2.5 mm²
UL: 300 V / 10 A / AWG 12 - 26

**For additional articles and information, refer to catalog.weidmueller.com**

**Note:**

- Additional colours on request
- Gold-plated contact surfaces on request
- Rated current related to rated cross-section and min. No. of poles.
- Wire end ferrule without plastic collar to DIN 46228/1
- Wire end ferrule with plastic collar to DIN 46228/4
- P on drg. = pitch

## BLF 5.00/../90



**Dimensioned drawing**

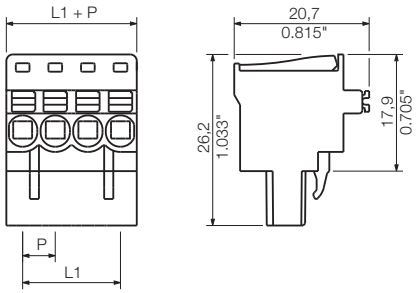


## Technical data

| In compliance with IEC 60664-1 / IEC 61984 | | | | |
|---|---|---|---|---|
| Clamping range, max. | mm² | 0.13...3.31 | | |
| **Solid core H05(07) V-U** | **mm²** | **0.2...2.5** | | |
| Stranded H07 V-R | | 0...2 | | |
| Flexible H05(07) V-K | mm² | 0.2...2.5 | | |
| Flexible with ferrule | mm² | 0.2...2.5 | | |
| Ferrule with plastic collar | mm² | 0.2...2.5 | | |
| Stripping length | mm | 10 | | |
| Screwdriver blade | mm | 0.6 x 3.5 | | |
| According to norm | | DIN 5264 | | |
| Tightening torque range | Nm | | | |
| **Rated current, max.** | **A** | **20** | | **17** |
| At ambient temperature | | 20°C | | 40°C |
| For conductor cross-section | mm² | 2.5 | | |
| Overvoltage category | | III | III | II |
| Pollution severity | | 3 | 2 | 2 |
| **Rated voltage** | **V** | **250** | **320** | **400** |
| Rated impulse voltage | kV | 4 | 4 | 4 |
| **UL / CUL (Use Group)** | | **B** | **C** | **D** |
| **Rated voltage** | **V** | **300** | | **300** |
| **Rated current** | **A** | **10** | | **10** |
| **AWG conductor** | **AWG** | **12-26** | | |
| **CSA (Use Group)** | | **B** | **C** | **D** |
| Rated voltage | V | 300 | | 300 |
| Rated current | A | 10 | | 10 |
| AWG conductor | AWG | 12-26 | | |
| **General data** | | | | |
| Type of insulation material | | PBT | | |
| Flammability class UL 94 | | V-0 | | |
| Contact base material | | CuSn | | |
| Material of contact surface | | tinned | | |
| Pin dimensions = d | mm | | | |
| Solder eyelet Ø = D | mm | | | |
| Solder eyelet Ø tolerance | mm | | | |

## Accessories

**Note:** Refer to the Accessories chapter for additional accessories.

| Coding | | Order No. |
|---|---|---|
|  | BLZ/SL KO OR | **1573010000** |
| | BLZ/SL KO SW | **1545710000** |
| **Screwdriver** | | |
|  | SD 0,6x3,5x100 | **9008330000** |
| | SDI 0,6x3,5x100 | **9008390000** |
| **Wire-end ferrule** | | |
|  | H0,5/14S W | **9004590000** |
| | H1,0/14S R | **9018560000** |
| | H1,5/14S SW | **9025240000** |
| | H2,5/14S BL | **1333100000** |

## Ordering data

**Solder pin length**

| Colour | | | | orange | black |
|---|---|---|---|---|---|
| **Pitch** | **5.00 mm** | | | | |
| **Pol.** | L1 | (inch) | **Qty.** | **Order No.** | **Order No.** |
| 2 | 5.00 | 0.197 | 180 | **1980170000** | **1979270000** |
| 3 | 10.00 | 0.394 | 120 | **1980180000** | **1979280000** |
| 4 | 15.00 | 0.591 | 90 | **1980190000** | **1979290000** |
| 5 | 20.00 | 0.788 | 72 | **1980200000** | **1979300000** |
| 6 | 25.00 | 0.985 | 60 | **1980210000** | **1979310000** |
| 7 | 30.00 | 1.182 | 48 | **1980220000** | **1979320000** |
| 8 | 35.00 | 1.379 | 42 | **1980230000** | **1979330000** |
| 9 | 40.00 | 1.576 | 36 | **1980240000** | **1979340000** |
| 10 | 45.00 | 1.773 | 36 | **1980250000** | **1979350000** |
| 11 | 50.00 | 1.970 | 30 | **1980260000** | **1979360000** |
| 12 | 55.00 | 2.167 | 30 | **1980270000** | **1979370000** |
| 13 | 60.00 | 2.364 | 24 | **1980280000** | **1979380000** |
| 14 | 65.00 | 2.561 | 24 | **1980290000** | **1979390000** |
| 15 | 70.00 | 2.758 | 24 | **1980300000** | **1979400000** |
| 16 | 75.00 | 2.955 | 18 | **1980310000** | **1979410000** |
| 17 | 80.00 | 3.152 | 18 | **1980320000** | **1979420000** |
| 18 | 85.00 | 3.349 | 18 | **1980330000** | **1979430000** |
| 19 | 90.00 | 3.546 | 18 | **1980340000** | **1979440000** |
| 20 | 95.00 | 3.743 | 18 | **1980360000** | **1979450000** |

**Representative derating curve**

BLF 5.00/../90 - SL 5.00/../90

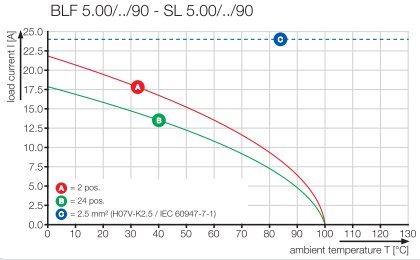




«ЭЛЕКТРО-ПРОФИ» - http://www.ep.ru

## BLF 5.00/../90F



Dimensioned drawing

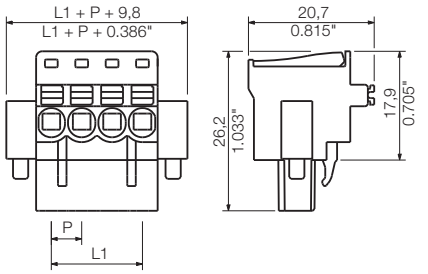


### Ordering data

Solder pin length

| Colour | | | | orange | black |
|---|---|---|---|---|---|
| **Pitch** | **5.00 mm** | | | | |
| **Pol.** | L1 | (inch) | **Qty.** | **Order No.** | **Order No.** |
| 2 | 5.00 | 0.197 | 90 | **1980640000** | **1979460000** |
| 3 | 10.00 | 0.394 | 72 | **1980650000** | **1979470000** |
| 4 | 15.00 | 0.591 | 60 | **1980660000** | **1979480000** |
| 5 | 20.00 | 0.788 | 48 | **1980670000** | **1979490000** |
| 6 | 25.00 | 0.985 | 42 | **1980680000** | **1979500000** |
| 7 | 30.00 | 1.182 | 36 | **1980690000** | **1979510000** |
| 8 | 35.00 | 1.379 | 36 | **1980700000** | **1979520000** |
| 9 | 40.00 | 1.576 | 30 | **1980710000** | **1979530000** |
| 10 | 45.00 | 1.773 | 30 | **1980720000** | **1979540000** |
| 11 | 50.00 | 1.970 | 24 | **1980730000** | **1979550000** |
| 12 | 55.00 | 2.167 | 24 | **1980740000** | **1979560000** |
| 13 | 60.00 | 2.364 | 24 | **1980750000** | **1979570000** |
| 14 | 65.00 | 2.561 | 18 | **1980760000** | **1979580000** |
| 15 | 70.00 | 2.758 | 18 | **1980780000** | **1979590000** |
| 16 | 75.00 | 2.955 | 18 | **1980790000** | **1979600000** |
| 17 | 80.00 | 3.152 | 18 | **1980800000** | **1979610000** |
| 18 | 85.00 | 3.349 | 18 | **1980810000** | **1979620000** |
| 19 | 90.00 | 3.546 | 12 | **1980820000** | **1979630000** |
| 20 | 95.00 | 3.743 | 12 | **1980840000** | **1979640000** |

## BLF 5.00/../90LR

**with lock and release lever**



Dimensioned drawing

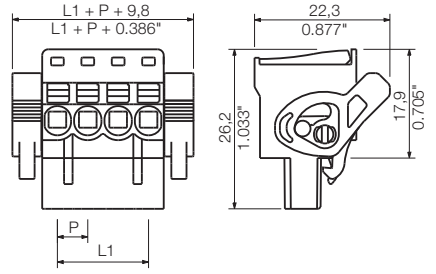


### Ordering data

Solder pin length

| Colour | | | | orange | black |
|---|---|---|---|---|---|
| **Pitch** | **5.00 mm** | | | | |
| **Pol.** | L1 | (inch) | **Qty.** | **Order No.** | **Order No.** |
| 2 | 5.00 | 0.197 | 90 | **1980870000** | **1979790000** |
| 3 | 10.00 | 0.394 | 72 | **1980880000** | **1979800000** |
| 4 | 15.00 | 0.591 | 60 | **1980890000** | **1979810000** |
| 5 | 20.00 | 0.788 | 48 | **1980900000** | **1979820000** |
| 6 | 25.00 | 0.985 | 42 | **1980910000** | **1979830000** |
| 7 | 30.00 | 1.182 | 36 | **1980920000** | **1979840000** |
| 8 | 35.00 | 1.379 | 36 | **1980930000** | **1979850000** |
| 9 | 40.00 | 1.576 | 30 | **1980940000** | **1979860000** |
| 10 | 45.00 | 1.773 | 30 | **1980950000** | **1979870000** |
| 11 | 50.00 | 1.970 | 24 | **1980960000** | **1979880000** |
| 12 | 55.00 | 2.167 | 24 | **1980970000** | **1979890000** |
| 13 | 60.00 | 2.364 | 24 | **1980980000** | **1979900000** |
| 14 | 65.00 | 2.561 | 18 | **1980990000** | **1979910000** |
| 15 | 70.00 | 2.758 | 18 | **1981000000** | **1979920000** |
| 16 | 75.00 | 2.955 | 18 | **1981010000** | **1979930000** |
| 17 | 80.00 | 3.152 | 18 | **1981020000** | **1979940000** |
| 18 | 85.00 | 3.349 | 18 | **1981030000** | **1979950000** |
| 19 | 90.00 | 3.546 | 12 | **1981040000** | **1979960000** |
| 20 | 95.00 | 3.743 | 12 | **1981050000** | **1979970000** |

## PUSH IN connection technology

PUSH IN connection technology reduces the wiring affords especially for solid wires and wires with ferrule to a minimum. These connectors are self-explanary and enable tool-less handling. The contact element made of stainless steel ensures a vibration prooved, maintainance free wire termination. The established principle „STEEL FOR THE FORCE, COPPER FOR THE CURRENT“ by Weidmüller offers both, maximum conductor clamping forces, as well as minimum power loss at the same time.



**The 2-in-1 contact**
Every pluggable connector covers two contact points and thus must meet two different requirements: First, the wire termination and second, the connection between plug and pin header. Referring to the 5.0x pitch series, Weidmüller offers different wire connection technologies, but one platform contact for the male / female connection since years. This well-designed hybride platform contact ensures a constant quality on a very high level. Hybride means, that we combine metal material featuring different characteristics by welding, in order to devide the contact system into different function zones: Further to the high electric conductance, the current bar is characterized by its hardness, and the tulip contact by its excellent tension properties. The advantage: each function is supported by the most suitable material to reliably and constantly meet the different electrical and mechanical requirements. To put it in a nutshell: Instead of either ... or, it´s even both - perfect for the current, and perfect for the force.





«ЭЛЕКТРО-ПРОФИ» - http://www.ep.ru

# Connectors in 5.08 mm pitch - Series BL/SL 5.08
## Quick selection screw connection

### OMNIMATE Signal 5.08

● = Wire to board
● = Board to board
● = Wire to wire
● = Board to wire



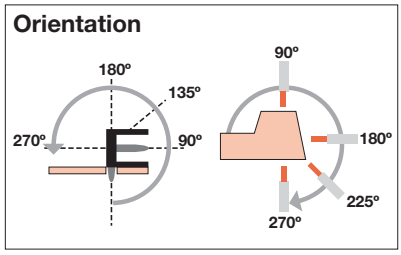


Solder connection



| | | | | | Levels | 1 | | 2 | |
|---|---|---|---|---|---|---|---|---|---|
| | | | Type | | | SL HC | SL HC | SLD | SLD |
| | | | | Orientation | | 90° | 180° | 90° | 180° |
| | | | | | Flange options Male headers | (O)/G/B/F/LF | (O)/G/B/F/LF | G | G |
| | | | | | Page | C.188 | C.192 | C.198 | C.199 |
| Female plug | Clamping yoke | | BLZP | 180° | (G)/F/LR | C.208 | ● | ● | ● | ● |
| | | | BLZP | 90° | (G)/F/LR | C.210 | ● | ● | | |
| | | | BLZP | 270° | (G)/F/LR | C.212 | ● | ● | | |
| | | | BLZP | 225° | (G)/F/LR | C.214 | ● | ● | ● | ● |
| | TOP | | BLT | 180° | (G)/F/LR | C.216 | ● | ● | ● | ● |
| | Clamping yoke (twin connector) | | BLZ QV | 180° | (G) | C.218 | ● | ● | ● | ● |
| | | | BLDZ DN Devicenet | 180° | (G)/F | C.220 | ● | ● | | |
| | | | BLDT | 180° | (G) | C.224 | ● | ● | | |
| Female header | Solder connection | | BLL | 90° | (G)/FI | C.236 | ● | ● | ● | ● |
| | | | BLL | 180° | (G)/B | C.238 | ● | ● | ● | ● |

**Female plug and header:**
**(G)***= Closed (without flange)
**F** = Flange with screw
**LR** = Lock & Release lever
**B** = Dovetail for fixing blocks with a nut
**FI** = Inverted flange with nut
* not included in the article description



«ЭЛЕКТРО-ПРОФИ» - http://www.ep.ru

| Male header | | | | | Male plug | | | | | Pin - wall feed-through |
|---|---|---|---|---|---|---|---|---|---|---|
| | | Reflow solder connection | | | Clamping yoke | TOP | | | | Flat-blade connection |
| 2 | | 1 | | | 1 | | 2 | 1 | | 1 |
| SLDV | SLDV | SL-SMT | SL-SMT | SL-SMT | SL-SMarT | SL-SMarT | SLDV-THR | SLS | SLT | SLDF |
| 90° | 180° | 90° | 180° | 270° | 90° | 180° | 180° | 180° | 180° | |
| (O)/B | (O)/B | (O)/G/F/LF | (O)/G/F/LF | G/LF | (O) | (O) | G/FLF | O/G/F/FI | O/G/F/FI | |
| C.196 | C.197 | C.166 | C.172 | C.178 | C.182 | C.183 | C.184 | C.202 | C.206 | C.200 |
| ● | ● | ● | ● | ● | ● | ● | ● | ● | ● | ● |
| ● | ● | ● | ● | ● | ● | ● | ● | ● | ● | ● |
| | | ● | ● | ● | ● | ● | | ● | ● | ● |
| | | ● | ● | ● | ● | ● | | ● | ● | ● |
| ● | ● | ● | ● | ● | ● | ● | ● | ● | ● | ● |
| ● | ● | ● | ● | ● | ● | ● | ● | ● | ● | ● |
| | | ● | ● | ● | ● | ● | | ● | ● | |
| | | ● | ● | ● | ● | ● | | ● | ● | ● |
| ● | ● | ● | ● | ● | ● | ● | ● | ● | ● | |
| ● | ● | ● | ● | ● | ● | ● | ● | ● | ● | |

**Male header and plug:**
**(O)*** = open
**B** = Dovetail for fixing blocks with a nut
**G** = closed

**F** = Screw flange with nut
**LF** = Solder flange with nut
**FLF** = Flange with nut and additional solder flange



«ЭЛЕКТРО-ПРОФИ» - http://www.ep.ru

## Connectors in 5.08 mm pitch - Series BL/SL 5.08
## Quick selection PUSH IN spring and crimp connection

### OMNIMATE Signal 5.08

= Wire to board
= Board to board
= Wire to wire
= Board to wire



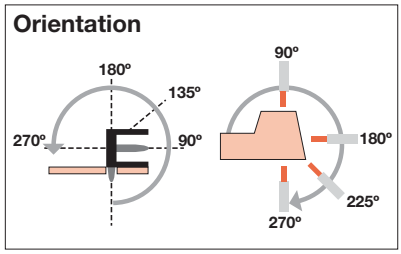


Solder connection



| | | | Type | | | | Levels | 1 | 1 | 2 | 2 |
|---|---|---|---|---|---|---|---|---|---|---|---|
| | | | | | Orientation | | | SL HC | SL HC | SLD | SLD |
| | | | | | | Flange options | | 90° | 180° | 90° | 180° |
| | | | | | | | Page | (O)/G/B/F/LF | (O)/G/B/F/LF | G | G |
| | | | | | | | | C.188 | C.192 | C.198 | C.199 |
| Female plug | PUSH IN | | BLF | | 180° | (G)/F/LR | C.226 | ● | ● | ● | ● |
| | | | BLF | | 90° | (G)/F/LR | C.228 | ● | ● | | |
| | | | BLF | | 270° | (G)/F/LR | C.230 | ● | ● | | |
| | PUSH IN (twin connector) | | BLDF | | 180° | (G)/F/LR | C.232 | ● | ● | ● | ● |
| | Crimp | | BLC | | 180° | (G)/B | C.234 | ● | ● | ● | ● |
| Female header | Solder connection | | BLL | | 90° | (G)/FI | C.236 | ● | ● | ● | ● |
| | | | BLL | | 180° | (G)/B | C.238 | ● | ● | ● | ● |

**Female plug and header:**
**(G)*** = Closed (without flange)
**F** = Flange with screw
**LR** = Lock & Release lever
**B** = Dovetail for fixing blocks with a nut
**FI** = Inverted flange with nut
* not included in the article description



«ЭЛЕКТРО-ПРОФИ» - http://www.ep.ru

| Male header | | | | | | | | Pin - wall feed-through |
|---|---|---|---|---|---|---|---|---|
| | | Reflow solder connection | | | | | | Flat-blade connection |
| 2 | | 1 | | | 1 | | 2 | 1 |
| SLDV | SLDV | SL-SMT | SL-SMT | SL-SMT | SL-SMarT | SL-SMarT | SLDV-THR | SLDF |
| 90° | 180° | 90° | 180° | 270° | 90° | 180° | 180° | |
| (O)/B | (O)/B | (O)/G/F/LF | (O)/G/F/LF | G/LF | (O) | (O) | G/FLF | |
| C.196 | C.197 | C.166 | C.172 | C.178 | C.182 | C.183 | C.184 | C.200 |
| ● | ● | ● | ● | ● | ● | ● | ● | ● |
| ● | ● | ● | ● | ● | ● | ● | ● | ● |
| | | ● | ● | ● | ● | ● | | ● |
| ● | ● | ● | ● | ● | ● | ● | ● | ● |
| ● | ● | ● | ● | ● | ● | ● | ● | ● |
| ● | ● | ● | ● | ● | ● | ● | ● | |
| ● | ● | ● | ● | ● | ● | ● | ● | |

**Male header and plug:**
**(O)*** = open
**B** = Dovetail for fixing blocks with a nut
**G** = closed
**F** = Screw flange with nut
**LF** = Solder flange with nut
**FLF** = Flange with nut and additional solder flange



«ЭЛЕКТРО-ПРОФИ» - http://www.ep.ru

# Connectors in 5.08 mm pitch
# Series BL/SL 5.08

## SL-SMT 5.08/../90



High-temperature-resistant, 90°-angled male header, optimised for SMT processing. The male headers can be manually coded or ordered as pre-coded headers.

- Available in open, closed (G), with screw flange (F) or with solder Flange (LF).
- The solder flange substitutes a screw fastening to the PCB and protects the solder joints aganist mechanical stress.
- Available with 1.5 mm or 3.2 mm solder pins.
- The short 1.5 mm pins enable a double-sided PCB mounting and reduce the needed amount of solder paste without losing holding force to the PCB.
- Packed either in box (BX) or on anti-static roll (tape-on-reel, RL).

## Product data

IEC: 400 V / 19 A
UL: 300 V / 15 A

**For additional articles and information, refer to catalog.weidmueller.com**

**Note:**

- Additional colours on request
- Gold-plated contact surfaces on request
- Rated current related to rated cross-section and min. No. of poles.
- Diameter of solder eyelet D = 1.4+0.1 mm
- Diameter of solder eyelet D = 1.5+0.1 mm from 9-pole
- P on drg. = pitch
- Rated data refer only to the component itself. Clearance and creepage distances to other components are to be designed in accordance with the relevant application standards.

## SL-SMT 5.08/../90 Box

**Packaged in box**



**Dimensioned drawing**

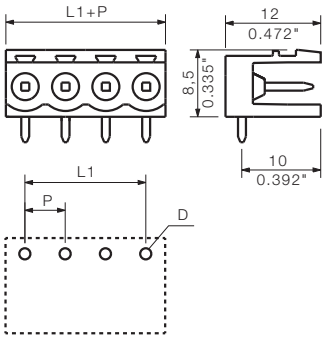


## Technical data

| In compliance with IEC 60664-1 / IEC 61984 | | | | |
|---|---|---|---|---|
| Clamping range, max. | mm² | | | |
| **Solid core H05(07) V-U** | **mm²** | | | |
| Stranded H07 V-R | | | | |
| Flexible H05(07) V-K | mm² | | | |
| Flexible with ferrule | mm² | | | |
| Ferrule with plastic collar | mm² | | | |
| Stripping length | mm | | | |
| Screwdriver blade | mm | | | |
| According to norm | | | | |
| Tightening torque range | Nm | | | |
| **Rated current, max.** | **A** | **19** | | **16** |
| At ambient temperature | | 20°C | | 40°C |
| For conductor cross-section | mm² | | | |
| Overvoltage category | | III | III | II |
| Pollution severity | | 3 | 2 | 2 |
| **Rated voltage** | **V** | **250** | **320** | **400** |
| Rated impulse voltage | kV | 4 | 4 | 4 |
| **UL / CUL (Use Group)** | | **B** | **C** | **D** |
| **Rated voltage** | **V** | **300** | | **300** |
| **Rated current** | **A** | **15** | | **10** |
| **AWG conductor** | **AWG** | | - | |
| **CSA (Use Group)** | | **B** | **C** | **D** |
| Rated voltage | V | 300 | | 300 |
| Rated current | A | 15 | | 10 |
| AWG conductor | AWG | | - | |
| **General data** | | | | |
| Type of insulation material | | LCP GF | | |
| Flammability class UL 94 | | V-0 | | |
| Contact base material | | CuSn | | |
| Material of contact surface | | tinned | | |
| Pin dimensions = d | mm | 1.2, Octagonal | | |
| Solder eyelet Ø = D | mm | 1.5 | | |
| Solder eyelet Ø tolerance | mm | + 0,1 | | |

## Accessories

**Note:** Refer to the Accessories chapter for additional accessories.

| Coding | | Order No. |
|---|---|---|
|  | BLZ/SL KO OR | **1573010000** |
| | BLZ/SL KO SW | **1545710000** |
| **Partition element** | | |
|  | SL AT OR | **1598300000** |
| | SL AT SW | **1770240000** |
| **LED light guide** | | |
|  | SL FLA 1.5/1 | **1580100000** |
| | SL FLA 1.5/24 | **1595850000** |
| | SL FLA 2,3/1 | **1636670000** |
| | SL FLA 2,3/24 | **1636680000** |
| | SL FLA 3.8/1 | **1580110000** |
| | SL FLA 3.8/24 | **1595860000** |
| | SL FLA 9.0/1 | **1580120000** |
| | SL FLA 9.0/24 | **1595870000** |

## Ordering data

| Solder pin length | | | | 1.5 mm | 3.2 mm |
|---|---|---|---|---|---|
| Colour | | | | black | black |
| **Pitch** | **5.08 mm** | | | | |
| **Pol.** | L1 | (inch) | **Qty.** | **Order No.** | **Order No.** |
| 2 | 5.08 | 0.200 | 100 | **1774762001** | **1779950000** |
| 3 | 10.16 | 0.400 | 100 | **1774772001** | **1779960000** |
| 4 | 15.24 | 0.600 | 100 | **1774782001** | **1779970000** |
| 5 | 20.32 | 0.800 | 50 | **1774792001** | **1779980000** |
| 6 | 25.40 | 1.000 | 50 | **1774802001** | **1779990000** |
| 7 | 30.48 | 1.200 | 50 | **1774812001** | **1780000000** |
| 8 | 35.56 | 1.400 | 50 | **1774822001** | **1780010000** |
| 9 | 40.64 | 1.600 | 50 | **1774832001** | **1780020000** |
| 10 | 45.72 | 1.800 | 50 | **1774842001** | **1780030000** |
| 11 | 50.80 | 2.000 | 50 | **1774852001** | **1780040000** |
| 12 | 55.88 | 2.200 | 50 | **1774862001** | **1780050000** |
| 13 | 60.96 | 2.400 | 50 | **1774872001** | **1780060000** |
| 14 | 66.04 | 2.600 | 50 | **1774882001** | **1780070000** |
| 15 | 71.12 | 2.800 | 50 | **1774892001** | **1780080000** |
| 16 | 76.20 | 3.000 | 50 | **1774902001** | **1780090000** |
| 17 | 81.28 | 3.200 | 20 | **1774912001** | **1780100000** |
| 18 | 86.36 | 3.400 | 20 | **1774922001** | **1780110000** |
| 19 | 91.44 | 3.600 | 20 | **1774932001** | **1780120000** |
| 20 | 96.52 | 3.800 | 20 | **1774942001** | **1780130000** |
| 21 | 101.60 | 4.000 | 20 | **1774952001** | **1780140000** |
| 22 | 106.68 | 4.200 | 20 | **1774962001** | **1780150000** |
| 23 | 111.76 | 4.400 | 20 | **1774972001** | **1780160000** |
| 24 | 116.84 | 4.600 | 20 | **1774982001** | **1780170000** |



«ЭЛЕКТРО-ПРОФИ» - http://www.ep.ru

## SL-SMT 5.08/../90 Tape

**Tape-on-reel**



**Dimensioned drawing**

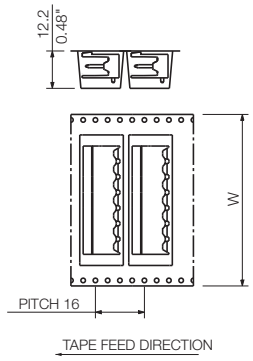


### Ordering data

| Solder pin length | | | | 1.5 mm |
|---|---|---|---|---|
| Colour | | | | black |
| **Pitch** | **5.08 mm** | | | |
| **Pol.** | L1 | (inch) | **Qty.** | **Order No.** |
| 2 | 5.08 | 0.200 | 350 | **1821160000** |
| 3 | 10.16 | 0.400 | 350 | **1821170000** |
| 4 | 15.24 | 0.600 | 350 | **1774784001** |
| 5 | 20.32 | 0.800 | 350 | **1774794001** |
| 6 | 25.40 | 1.000 | 350 | **1774804001** |
| 7 | 30.48 | 1.200 | 350 | **1774814001** |
| 8 | 35.56 | 1.400 | 350 | **1774824001** |

Tape widths: 32, 44, 56, 72, 88

## SL-SMT 5.08/../90G Box

**Packaged in box**



**Dimensioned drawing**

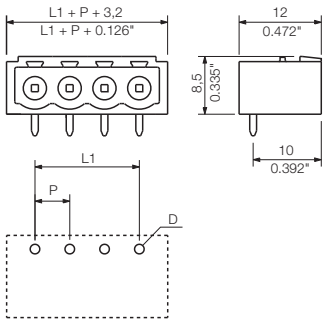


### Ordering data

| Solder pin length | | | | 1.5 mm | 3.2 mm |
|---|---|---|---|---|---|
| Colour | | | | black | black |
| **Pitch** | **5.08 mm** | | | | |
| **Pol.** | L1 | (inch) | **Qty.** | **Order No.** | **Order No.** |
| 2 | 5.08 | 0.200 | 100 | **1775002001** | **1780180000** |
| 3 | 10.16 | 0.400 | 100 | **1775012001** | **1780190000** |
| 4 | 15.24 | 0.600 | 100 | **1775022001** | **1780200000** |
| 5 | 20.32 | 0.800 | 50 | **1775032001** | **1780210000** |
| 6 | 25.40 | 1.000 | 50 | **1775042001** | **1780220000** |
| 7 | 30.48 | 1.200 | 50 | **1775052001** | **1780230000** |
| 8 | 35.56 | 1.400 | 50 | **1775062001** | **1780240000** |
| 9 | 40.64 | 1.600 | 50 | **1775072001** | **1780250000** |
| 10 | 45.72 | 1.800 | 50 | **1775082001** | **1780260000** |
| 11 | 50.80 | 2.000 | 50 | **1775092001** | **1780270000** |
| 12 | 55.88 | 2.200 | 50 | **1775102001** | **1780280000** |
| 13 | 60.96 | 2.400 | 50 | **1775112001** | **1780290000** |
| 14 | 66.04 | 2.600 | 50 | **1775122001** | **1780300000** |
| 15 | 71.12 | 2.800 | 50 | **1775132001** | **1780310000** |
| 16 | 76.20 | 3.000 | 50 | **1775142001** | **1780320000** |
| 17 | 81.28 | 3.200 | 20 | **1775152001** | **1780330000** |
| 18 | 86.36 | 3.400 | 20 | **1775162001** | **1780340000** |
| 19 | 91.44 | 3.600 | 20 | **1775172001** | **1780350000** |
| 20 | 96.52 | 3.800 | 20 | **1775182001** | **1780360000** |
| 21 | 101.60 | 4.000 | 20 | **1775192001** | **1780370000** |
| 22 | 106.68 | 4.200 | 20 | **1775202001** | **1780380000** |
| 23 | 111.76 | 4.400 | 20 | **1775212001** | **1780390000** |
| 24 | 116.84 | 4.600 | 20 | **1775222001** | **1780400000** |

## SL-SMT 5.08/../90G Tape

**Tape-on-reel**



**Dimensioned drawing**

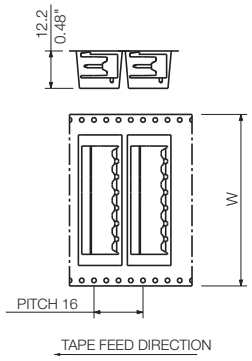


### Ordering data

| Solder pin length | | | | 1.5 mm |
|---|---|---|---|---|
| Colour | | | | black |
| **Pitch** | **5.08 mm** | | | |
| **Pol.** | L1 | (inch) | **Qty.** | **Order No.** |
| 2 | 5.08 | 0.200 | 350 | **1821140000** |
| 3 | 10.16 | 0.400 | 350 | **1775014001** |
| 4 | 15.24 | 0.600 | 350 | **1775024001** |
| 5 | 20.32 | 0.800 | 350 | **1775034001** |
| 6 | 25.40 | 1.000 | 350 | **1775044001** |
| 7 | 30.48 | 1.200 | 350 | **1775054001** |

Tape widths: 32, 44, 56, 72, 88



«ЭЛЕКТРО-ПРОФИ» - http://www.ep.ru

# Connectors in 5.08 mm pitch
# Series BL/SL 5.08

## SL-SMT 5.08/../90



High-temperature-resistant, 90°-angled male header, optimised for SMT processing. The male headers can be manually coded or ordered as pre-coded headers.

- Available in open, closed (G), with screw flange (F) or with solder Flange (LF).
- The solder flange substitutes a screw fastening to the PCB and protects the solder joints aganist mechanical stress.
- Available with 1.5 mm or 3.2 mm solder pins.
- The short 1.5 mm pins enable a double-sided PCB mounting and reduce the needed amount of solder paste without losing holding force to the PCB.
- Packed either in box (BX) or on anti-static roll (tape-on-reel, RL).

## Product data

IEC: 400 V / 19 A
UL: 300 V / 15 A

**For additional articles and information, refer to catalog.weidmueller.com**

**Note:**

- Additional colours on request
- Gold-plated contact surfaces on request
- Rated current related to rated cross-section and min. No. of poles.
- Diameter of solder eyelet D = 1.4+0.1 mm
- Diameter of solder eyelet D = 1.5+0.1 mm from 9-pole
- P on drg. = pitch
- Rated data refer only to the component itself. Clearance and creepage distances to other components are to be designed in accordance with the relevant application standards.

## SL-SMT 5.08/../90F Box

**Packaged in box**



**Dimensioned drawing**

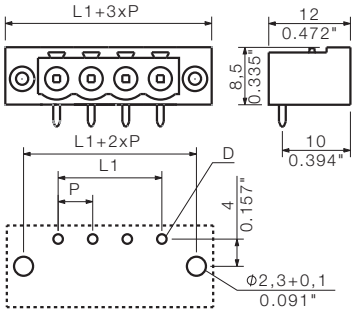


## Technical data

| In compliance with IEC 60664-1 / IEC 61984 | | | | |
|---|---|---|---|---|
| Clamping range, max. | mm² | | | |
| **Solid core H05(07) V-U** | **mm²** | | | |
| Stranded H07 V-R | | | | |
| Flexible H05(07) V-K | mm² | | | |
| Flexible with ferrule | mm² | | | |
| Ferrule with plastic collar | mm² | | | |
| Stripping length | mm | | | |
| Screwdriver blade | mm | | | |
| According to norm | | | | |
| Tightening torque range | Nm | | | |
| **Rated current, max.** | **A** | **19** | | **16** |
| At ambient temperature | | 20°C | | 40°C |
| For conductor cross-section | mm² | | | |
| Overvoltage category | | III | III | II |
| Pollution severity | | 3 | 2 | 2 |
| **Rated voltage** | **V** | **250** | **320** | **400** |
| Rated impulse voltage | kV | 4 | 4 | 4 |
| **UL / CUL (Use Group)** | | **B** | **C** | **D** |
| **Rated voltage** | **V** | **300** | | **300** |
| **Rated current** | **A** | **15** | | **10** |
| **AWG conductor** | **AWG** | | - | |
| **CSA (Use Group)** | | **B** | **C** | **D** |
| Rated voltage | V | 300 | | 300 |
| Rated current | A | 15 | | 10 |
| AWG conductor | AWG | | - | |
| **General data** | | | | |
| Type of insulation material | | LCP GF | | |
| Flammability class UL 94 | | V-0 | | |
| Contact base material | | CuSn | | |
| Material of contact surface | | tinned | | |
| Pin dimensions = d | mm | 1.2, Octagonal | | |
| Solder eyelet Ø = D | mm | 1.5 | | |
| Solder eyelet Ø tolerance | mm | + 0,1 | | |

## Accessories

**Note:** Refer to the Accessories chapter for additional accessories.

| Coding | | Order No. |
|---|---|---|
|  | BLZ/SL KO OR | **1573010000** |
| | BLZ/SL KO SW | **1545710000** |
| **Partition element** | | |
|  | SL AT OR | **1598300000** |
| | SL AT SW | **1770240000** |
| **LED light guide** | | |
|  | SL FLA 1.5/1 | **1580100000** |
| | SL FLA 1.5/24 | **1595850000** |
| | SL FLA 2,3/1 | **1636670000** |
| | SL FLA 2,3/24 | **1636680000** |
| | SL FLA 3.8/1 | **1580110000** |
| | SL FLA 3.8/24 | **1595860000** |
| | SL FLA 9.0/1 | **1580120000** |
| | SL FLA 9.0/24 | **1595870000** |

## Ordering data

| Solder pin length | | | | 3.2 mm |
|---|---|---|---|---|
| Colour | | | | black |
| **Pitch** | **5.08 mm** | | | |
| **Pol.** | L1 | (inch) | **Qty.** | **Order No.** |
| 2 | 5.08 | 0.200 | 100 | **1837630000** |
| 3 | 10.16 | 0.400 | 100 | **1837640000** |
| 4 | 15.24 | 0.600 | 100 | **1837650000** |
| 5 | 20.32 | 0.800 | 50 | **1837660000** |
| 6 | 25.40 | 1.000 | 50 | **1837670000** |
| 7 | 30.48 | 1.200 | 50 | **1837680000** |
| 8 | 35.56 | 1.400 | 50 | **1837690000** |
| 9 | 40.64 | 1.600 | 50 | **1837700000** |
| 10 | 45.72 | 1.800 | 50 | **1837710000** |
| 11 | 50.80 | 2.000 | 50 | **1837720000** |
| 12 | 55.88 | 2.200 | 50 | **1837730000** |
| 13 | 60.96 | 2.400 | 50 | **1837740000** |
| 14 | 66.04 | 2.600 | 50 | **1837750000** |
| 15 | 71.12 | 2.800 | 50 | **1837760000** |
| 16 | 76.20 | 3.000 | 50 | **1837770000** |
| 17 | 81.28 | 3.200 | 20 | **1837780000** |
| 18 | 86.36 | 3.400 | 20 | **1837790000** |
| 19 | 91.44 | 3.600 | 20 | **1837800000** |
| 20 | 96.52 | 3.800 | 20 | **1837810000** |
| 21 | 101.60 | 4.000 | 20 | **1837820000** |
| 22 | 106.68 | 4.200 | 20 | **1837830000** |
| 23 | 111.76 | 4.400 | 20 | **1837840000** |
| 24 | 116.84 | 4.600 | 20 | **1837850000** |



«ЭЛЕКТРО-ПРОФИ» - http://www.ep.ru

«ЭЛЕКТРО-ПРОФИ» - http://www.ep.ru

# Connectors in 5.08 mm pitch
# Series BL/SL 5.08

## SL-SMT 5.08/../90



High-temperature-resistant, 90°-angled male header, optimised for SMT processing. The male headers can be manually coded or ordered as pre-coded headers.

- Available in open, closed (G), with screw flange (F) or with solder Flange (LF).
- The solder flange substitutes a screw fastening to the PCB and protects the solder joints aganist mechanical stress.
- Available with 1.5 mm or 3.2 mm solder pins.
- The short 1.5 mm pins enable a double-sided PCB mounting and reduce the needed amount of solder paste without losing holding force to the PCB.
- Packed either in box (BX) or on anti-static roll (tape-on-reel, RL).

## Product data

IEC: 400 V / 19 A
UL: 300 V / 15 A

**For additional articles and information, refer to catalog.weidmueller.com**

**Note:**

- Additional colours on request
- Gold-plated contact surfaces on request
- Rated current related to rated cross-section and min. No. of poles.
- P on drg. = pitch
- Rated data refer only to the component itself. Clearance and creepage distances to other components are to be designed in accordance with the relevant application standards.

## SL-SMT 5.08/../90LF Box

**Packaged in box; with solder flange**



**Dimensioned drawing**

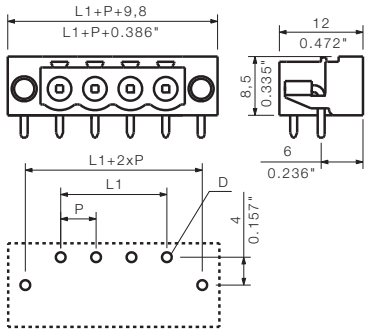


## Technical data

| In compliance with IEC 60664-1 / IEC 61984 | | | | |
|---|---|---|---|---|
| Clamping range, max. | mm² | | | |
| **Solid core H05(07) V-U** | **mm²** | | | |
| Stranded H07 V-R | | | | |
| Flexible H05(07) V-K | mm² | | | |
| Flexible with ferrule | mm² | | | |
| Ferrule with plastic collar | mm² | | | |
| Stripping length | mm | | | |
| Screwdriver blade | mm | | | |
| According to norm | | | | |
| Tightening torque range | Nm | | | |
| **Rated current, max.** | **A** | **19** | | **16** |
| At ambient temperature | | 20°C | | 40°C |
| For conductor cross-section | mm² | | | |
| Overvoltage category | | III | III | II |
| Pollution severity | | 3 | 2 | 2 |
| **Rated voltage** | **V** | **250** | **320** | **400** |
| Rated impulse voltage | kV | 4 | 4 | 4 |
| **UL / CUL (Use Group)** | | **B** | **C** | **D** |
| **Rated voltage** | **V** | **300** | | **300** |
| **Rated current** | **A** | **15** | | **10** |
| **AWG conductor** | **AWG** | | **-** | |
| **CSA (Use Group)** | | **B** | **C** | **D** |
| Rated voltage | V | 300 | | 300 |
| Rated current | A | 15 | | 10 |
| AWG conductor | AWG | | - | |
| **General data** | | | | |
| Type of insulation material | | LCP GF | | |
| Flammability class UL 94 | | V-0 | | |
| Contact base material | | CuSn | | |
| Material of contact surface | | tinned | | |
| Pin dimensions = d | mm | 1.2, Octagonal | | |
| Solder eyelet Ø = D | mm | 1.5 | | |
| Solder eyelet Ø tolerance | mm | + 0,1 | | |

## Accessories

**Note:** Refer to the Accessories chapter for additional accessories.

| Coding | | Order No. |
|---|---|---|
|  | BLZ/SL KO OR | **1573010000** |
| | BLZ/SL KO SW | **1545710000** |
| **Partition element** | | |
|  | SL AT OR | **1598300000** |
| | SL AT SW | **1770240000** |
| **LED light guide** | | |
|  | SL FLA 1.5/1 | **1580100000** |
| | SL FLA 1.5/24 | **1595850000** |
| | SL FLA 2,3/1 | **1636670000** |
| | SL FLA 2,3/24 | **1636680000** |
| | SL FLA 3.8/1 | **1580110000** |
| | SL FLA 3.8/24 | **1595860000** |
| | SL FLA 9.0/1 | **1580120000** |
| | SL FLA 9.0/24 | **1595870000** |

## Ordering data

| Solder pin length | | | | 1.5 mm | 3.2 mm |
|---|---|---|---|---|---|
| Colour | | | | black | black |
| **Pitch** | **5.08 mm** | | | | |
| **Pol.** | L1 | (inch) | **Qty.** | **Order No.** | **Order No.** |
| 2 | 5.08 | 0.200 | 100 | **1775232001** | **1780410000** |
| 3 | 10.16 | 0.400 | 100 | **1775242001** | **1780420000** |
| 4 | 15.24 | 0.600 | 100 | **1775252001** | **1780430000** |
| 5 | 20.32 | 0.800 | 50 | **1775262001** | **1780440000** |
| 6 | 25.40 | 1.000 | 50 | **1775272001** | **1780450000** |
| 7 | 30.48 | 1.200 | 50 | **1775282001** | **1780460000** |
| 8 | 35.56 | 1.400 | 50 | **1775292001** | **1780470000** |
| 9 | 40.64 | 1.600 | 50 | **1775302001** | **1780480000** |
| 10 | 45.72 | 1.800 | 50 | **1775312001** | **1780490000** |
| 11 | 50.80 | 2.000 | 50 | **1775322001** | **1780500000** |
| 12 | 55.88 | 2.200 | 50 | **1775332001** | **1780510000** |
| 13 | 60.96 | 2.400 | 50 | **1775342001** | **1780540000** |
| 14 | 66.04 | 2.600 | 50 | **1775352001** | **1780550000** |
| 15 | 71.12 | 2.800 | 50 | **1775362001** | **1780560000** |
| 16 | 76.20 | 3.000 | 50 | **1775372001** | **1780570000** |
| 17 | 81.28 | 3.200 | 20 | **1775382001** | **1780580000** |
| 18 | 86.36 | 3.400 | 20 | **1775392001** | **1780590000** |
| 19 | 91.44 | 3.600 | 20 | **1775402001** | **1780600000** |
| 20 | 96.52 | 3.800 | 20 | **1775412001** | **1780610000** |
| 21 | 101.60 | 4.000 | 20 | **1775422001** | **1780620000** |
| 22 | 106.68 | 4.200 | 20 | **1775432001** | **1780630000** |
| 23 | 111.76 | 4.400 | 20 | **1775442001** | **1780640000** |
| 24 | 116.84 | 4.600 | 20 | **1775452001** | **1780650000** |



«ЭЛЕКТРО-ПРОФИ» - http://www.ep.ru

## SL-SMT 5.08/../90LF Tape

**Tape-on-reel; with solder flange**



**Dimensioned drawing**

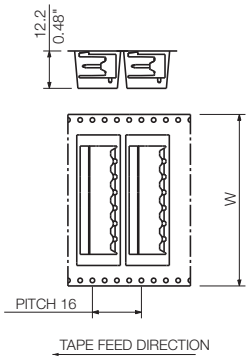


## Ordering data

| Solder pin length | | | | 1.5 mm |
|---|---|---|---|---|
| Colour | | | | black |
| **Pitch** | **5.08 mm** | | | |
| **Pol.** | L1 | (inch) | **Qty.** | **Order No.** |
| 2 | 5.08 | 0.200 | 350 | **1775234001** |
| 3 | 10.16 | 0.400 | 350 | **1775244001** |
| 4 | 15.24 | 0.600 | 350 | **1775254001** |
| 5 | 20.32 | 0.800 | 350 | **1775264001** |
| 6 | 25.40 | 1.000 | 350 | **1775274001** |

Tape widths: 32, 44, 56, 72, 88

## Solder flange (LF)

Normally you use a pin header with fastening flanges (F) in combination with a screw from the rear side of the PCB to increase the fixation forces of the pin headers. The disadvantages are additional process steps that make the PCB mounting complex and cost intensive. The patented solder flange was designed to solve exactly this problem and find a simple and cheap solution. The additional solder pins substitute the present screw flanges and they get soldered together with the pin header. This terminates additional process steps and thus reduces production costs. The additional fixation protects the soldered connections from tensile strain and avoids permanent mechanical stress such as caused by the post-fastened screw forces.





«ЭЛЕКТРО-ПРОФИ» - http://www.ep.ru

# Connectors in 5.08 mm pitch
# Series BL/SL 5.08

## SL-SMT 5.08/../180



High-temperature-resistant, 180°-angled male header, optimised for SMT processing. The male headers can be manually coded or ordered as pre-coded headers.

- Available in open, closed (G), with screw flange (F) or with solder Flange (LF).
- The solder flange substitutes a screw fastening to the PCB and protects the solder joints aganist mechanical stress.
- Available with 1.5 mm or 3.2 mm solder pins.
- The short 1.5 mm pins enable a double-sided PCB mounting and reduce the needed amount of solder paste without losing holding force to the PCB.
- Packed either in box (BX) or on anti-static roll (tape-on-reel, RL).

## Product data

IEC: 400 V / 19 A
UL: 300 V / 15 A

**For additional articles and information, refer to catalog.weidmueller.com**

**Note:**

- Additional colours on request
- Gold-plated contact surfaces on request
- Rated current related to rated cross-section and min. No. of poles.
- Diameter of solder eyelet D = 1.4+0.1 mm
- Diameter of solder eyelet D = 1.5+0.1 mm from 9-pole
- P on drg. = pitch
- Rated data refer only to the component itself. Clearance and creepage distances to other components are to be designed in accordance with the relevant application standards.

## SL-SMT 5.08/../180 Box

**Packaged in box**



**Dimensioned drawing**

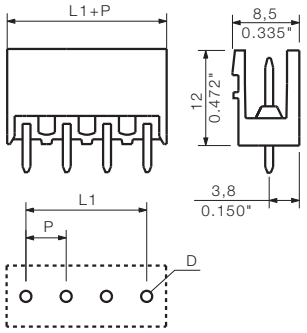


## Technical data

| In compliance with IEC 60664-1 / IEC 61984 | | | | |
|---|---|---|---|---|
| Clamping range, max. | mm² | | | |
| **Solid core H05(07) V-U** | **mm²** | | | |
| Stranded H07 V-R | | | | |
| Flexible H05(07) V-K | mm² | | | |
| Flexible with ferrule | mm² | | | |
| Ferrule with plastic collar | mm² | | | |
| Stripping length | mm | | | |
| Screwdriver blade | mm | | | |
| According to norm | | | | |
| Tightening torque range | Nm | | | |
| **Rated current, max.** | **A** | **19** | | **16** |
| At ambient temperature | | 20°C | | 40°C |
| For conductor cross-section | mm² | | | |
| Overvoltage category | | III | III | II |
| Pollution severity | | 3 | 2 | 2 |
| **Rated voltage** | **V** | **250** | **320** | **400** |
| Rated impulse voltage | kV | 4 | 4 | 4 |
| **UL / CUL (Use Group)** | | **B** | **C** | **D** |
| **Rated voltage** | **V** | **300** | | **300** |
| **Rated current** | **A** | **15** | | **10** |
| **AWG conductor** | **AWG** | | - | |
| **CSA (Use Group)** | | **B** | **C** | **D** |
| Rated voltage | V | 300 | | 300 |
| Rated current | A | 15 | | 10 |
| AWG conductor | AWG | | - | |
| **General data** | | | | |
| Type of insulation material | | LCP GF | | |
| Flammability class UL 94 | | V-0 | | |
| Contact base material | | CuSn | | |
| Material of contact surface | | tinned | | |
| Pin dimensions = d | mm | 1.2, Octagonal | | |
| Solder eyelet Ø = D | mm | 1.5 | | |
| Solder eyelet Ø tolerance | mm | + 0,1 | | |

## Accessories

**Note:** Refer to the Accessories chapter for additional accessories.

| Coding | | Order No. |
|---|---|---|
|  | BLZ/SL KO OR | **1573010000** |
| | BLZ/SL KO SW | **1545710000** |
| **Partition element** | | |
|  | SL AT OR | **1598300000** |
| | SL AT SW | **1770240000** |

## Ordering data

| Solder pin length | | | | 1.5 mm | 3.2 mm |
|---|---|---|---|---|---|
| Colour | | | | black | black |
| **Pitch** | **5.08 mm** | | | | |
| **Pol.** | L1 | (inch) | **Qty.** | **Order No.** | **Order No.** |
| 2 | 5.08 | 0.200 | 100 | **1775522001** | **1837980000** |
| 3 | 10.16 | 0.400 | 100 | **1775572001** | **1837990000** |
| 4 | 15.24 | 0.600 | 100 | **1775592001** | **1838000000** |
| 5 | 20.32 | 0.800 | 50 | **1775632001** | **1838010000** |
| 6 | 25.40 | 1.000 | 50 | **1775642001** | **1838020000** |
| 7 | 30.48 | 1.200 | 50 | **1775652001** | **1838030000** |
| 8 | 35.56 | 1.400 | 50 | **1775662001** | **1838040000** |
| 9 | 40.64 | 1.600 | 50 | **1775672001** | **1838050000** |
| 10 | 45.72 | 1.800 | 50 | **1775682001** | **1838060000** |
| 11 | 50.80 | 2.000 | 50 | **1775692001** | **1838070000** |
| 12 | 55.88 | 2.200 | 50 | **1775702001** | **1838080000** |
| 13 | 60.96 | 2.400 | 50 | **1775712001** | **1838090000** |
| 14 | 66.04 | 2.600 | 50 | **1775722001** | **1838100000** |
| 15 | 71.12 | 2.800 | 50 | **1775732001** | **1838110000** |
| 16 | 76.20 | 3.000 | 50 | **1775742001** | **1838120000** |
| 17 | 81.28 | 3.200 | 20 | **1775752001** | **1838130000** |
| 18 | 86.36 | 3.400 | 20 | **1775762001** | **1838140000** |
| 19 | 91.44 | 3.600 | 20 | **1775772001** | **1838150000** |
| 20 | 96.52 | 3.800 | 20 | **1775782001** | **1838160000** |
| 21 | 101.60 | 4.000 | 20 | **1775792001** | **1838170000** |
| 22 | 106.68 | 4.200 | 20 | **1775802001** | **1838180000** |
| 23 | 111.76 | 4.400 | 20 | **1775812001** | **1838190000** |
| 24 | 116.84 | 4.600 | 20 | **1775822001** | **1838200000** |



«ЭЛЕКТРО-ПРОФИ» - http://www.ep.ru

## SL-SMT 5.08/../180 Tape

**Tape-on-reel**



**Dimensioned drawing**

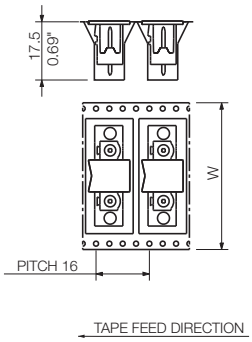


### Ordering data

| Solder pin length | | | | 1.5 mm |
|---|---|---|---|---|
| Colour | | | | black |
| **Pitch** | **5.08 mm** | | | |
| **Pol.** | L1 | (inch) | **Qty.** | **Order No.** |
| 2 | 5.08 | 0.200 | 250 | **1821100000** |
| 3 | 10.16 | 0.400 | 250 | **1821110000** |
| 4 | 15.24 | 0.600 | 250 | **1775594001** |
| 5 | 20.32 | 0.800 | 250 | **1775634001** |
| 6 | 25.40 | 1.000 | 250 | **1775644001** |
| 7 | 30.48 | 1.200 | 250 | **1775654001** |
| 8 | 35.56 | 1.400 | 250 | **1775664001** |

Tape widths: 32, 44, 56, 72, 88

## SL-SMT 5.08/../180G Box

**Packaged in box**



**Dimensioned drawing**

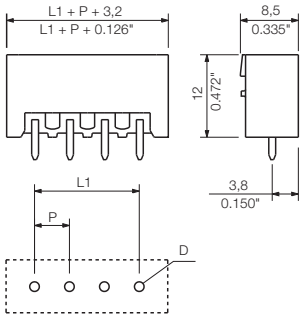


### Ordering data

| Solder pin length | | | | 1.5 mm | 3.2 mm |
|---|---|---|---|---|---|
| Colour | | | | black | black |
| **Pitch** | **5.08 mm** | | | | |
| **Pol.** | L1 | (inch) | **Qty.** | **Order No.** | **Order No.** |
| 2 | 5.08 | 0.200 | 100 | **1775922001** | **1838210000** |
| 3 | 10.16 | 0.400 | 100 | **1775932001** | **1838220000** |
| 4 | 15.24 | 0.600 | 100 | **1775942001** | **1838230000** |
| 5 | 20.32 | 0.800 | 50 | **1775952001** | **1838240000** |
| 6 | 25.40 | 1.000 | 50 | **1775962001** | **1838250000** |
| 7 | 30.48 | 1.200 | 50 | **1775972001** | **1838260000** |
| 8 | 35.56 | 1.400 | 50 | **1775982001** | **1838270000** |
| 9 | 40.64 | 1.600 | 50 | **1775992001** | **1838280000** |
| 10 | 45.72 | 1.800 | 50 | **1776002001** | **1838290000** |
| 11 | 50.80 | 2.000 | 50 | **1776012001** | **1838300000** |
| 12 | 55.88 | 2.200 | 50 | **1776022001** | **1838310000** |
| 13 | 60.96 | 2.400 | 50 | **1776242001** | **1838320000** |
| 14 | 66.04 | 2.600 | 50 | **1776252001** | **1838330000** |
| 15 | 71.12 | 2.800 | 50 | **1776262001** | **1838340000** |
| 16 | 76.20 | 3.000 | 50 | **1776272001** | **1838350000** |
| 17 | 81.28 | 3.200 | 20 | **1776282001** | **1838360000** |
| 18 | 86.36 | 3.400 | 20 | **1776292001** | **1838370000** |
| 19 | 91.44 | 3.600 | 20 | **1776302001** | **1838380000** |
| 20 | 96.52 | 3.800 | 20 | **1776312001** | **1838390000** |
| 21 | 101.60 | 4.000 | 20 | **1776322001** | **1838400000** |
| 22 | 106.68 | 4.200 | 20 | **1776332001** | **1838410000** |
| 23 | 111.76 | 4.400 | 20 | **1776342001** | **1838420000** |
| 24 | 116.84 | 4.600 | 20 | **1776352001** | **1838430000** |

## SL-SMT 5.08/../180G Tape

**Tape-on-reel**



**Dimensioned drawing**

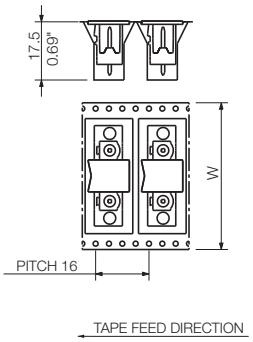


### Ordering data

| Solder pin length | | | | 1.5 mm |
|---|---|---|---|---|
| Colour | | | | black |
| **Pitch** | **5.08 mm** | | | |
| **Pol.** | L1 | (inch) | **Qty.** | **Order No.** |
| 2 | 5.08 | 0.200 | 250 | **1820170000** |
| 3 | 10.16 | 0.400 | 250 | **1775934001** |
| 4 | 15.24 | 0.600 | 250 | **1775944001** |
| 5 | 20.32 | 0.800 | 250 | **1775954001** |
| 6 | 25.40 | 1.000 | 250 | **1775964001** |
| 7 | 30.48 | 1.200 | 250 | **1775974001** |

Tape widths: 32, 44, 56, 72, 88



«ЭЛЕКТРО-ПРОФИ» - http://www.ep.ru

# Connectors in 5.08 mm pitch
# Series BL/SL 5.08

## SL-SMT 5.08/../180



High-temperature-resistant, 180°-angled male header, optimised for SMT processing. The male headers can be manually coded or ordered as pre-coded headers.

- Available in open, closed (G), with screw flange (F) or with solder Flange (LF).
- The solder flange substitutes a screw fastening to the PCB and protects the solder joints aganist mechanical stress.
- Available with 1.5 mm or 3.2 mm solder pins.
- The short 1.5 mm pins enable a double-sided PCB mounting and reduce the needed amount of solder paste without losing holding force to the PCB.
- Packed either in box (BX) or on anti-static roll (tape-on-reel, RL).

## Product data

IEC: 400 V / 19 A
UL: 300 V / 15 A

**For additional articles and information, refer to catalog.weidmueller.com**

**Note:**

- Additional colours on request
- Gold-plated contact surfaces on request
- Rated current related to rated cross-section and min. No. of poles.
- Diameter of solder eyelet D = 1.4+0.1 mm
- Diameter of solder eyelet D = 1.5+0.1 mm from 9-pole
- P on drg. = pitch
- Rated data refer only to the component itself. Clearance and creepage distances to other components are to be designed in accordance with the relevant application standards.

## SL-SMT 5.08/../180F Box

**Packaged in box**



**Dimensioned drawing**

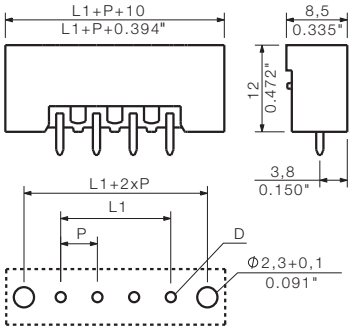


## Technical data

| In compliance with IEC 60664-1 / IEC 61984 | | | | |
|---|---|---|---|---|
| Clamping range, max. | mm² | | | |
| **Solid core H05(07) V-U** | **mm²** | | | |
| Stranded H07 V-R | | | | |
| Flexible H05(07) V-K | mm² | | | |
| Flexible with ferrule | mm² | | | |
| Ferrule with plastic collar | mm² | | | |
| Stripping length | mm | | | |
| Screwdriver blade | mm | | | |
| According to norm | | | | |
| Tightening torque range | Nm | | | |
| **Rated current, max.** | **A** | **19** | | **16** |
| At ambient temperature | | 20°C | | 40°C |
| For conductor cross-section | mm² | | | |
| Overvoltage category | | III | III | II |
| Pollution severity | | 3 | 2 | 2 |
| **Rated voltage** | **V** | **250** | **320** | **400** |
| Rated impulse voltage | kV | 4 | 4 | 4 |
| **UL / CUL (Use Group)** | | **B** | **C** | **D** |
| **Rated voltage** | **V** | **300** | | **300** |
| **Rated current** | **A** | **15** | | **10** |
| **AWG conductor** | **AWG** | | - | |
| **CSA (Use Group)** | | **B** | **C** | **D** |
| Rated voltage | V | 300 | | 300 |
| Rated current | A | 15 | | 10 |
| AWG conductor | AWG | | - | |
| **General data** | | | | |
| Type of insulation material | | LCP GF | | |
| Flammability class UL 94 | | V-0 | | |
| Contact base material | | CuSn | | |
| Material of contact surface | | tinned | | |
| Pin dimensions = d | mm | 1.2, Octagonal | | |
| Solder eyelet Ø = D | mm | 1.5 | | |
| Solder eyelet Ø tolerance | mm | + 0,1 | | |

## Accessories

**Note:** Refer to the Accessories chapter for additional accessories.

| Coding | | Order No. |
|---|---|---|
|  | BLZ/SL KO OR | **1573010000** |
| | BLZ/SL KO SW | **1545710000** |
| **Partition element** | | |
|  | SL AT OR | **1598300000** |
| | SL AT SW | **1770240000** |

## Ordering data

| Solder pin length | | | | 1.5 mm | 3.2 mm |
|---|---|---|---|---|---|
| Colour | | | | black | black |
| **Pitch** | **5.08 mm** | | | | |
| **Pol.** | L1 | (inch) | **Qty.** | **Order No.** | **Order No.** |
| 2 | 5.08 | 0.200 | 100 | **1837320000** | **1837860000** |
| 3 | 10.16 | 0.400 | 100 | | **1820600000** |
| 4 | 15.24 | 0.600 | 100 | **1830100000** | **1837870000** |
| 5 | 20.32 | 0.800 | 50 | **1837330000** | **1820770000** |
| 6 | 25.40 | 1.000 | 50 | **1837340000** | **1820610000** |
| 7 | 30.48 | 1.200 | 50 | | **1837880000** |
| 8 | 35.55 | 1.400 | 50 | | **1820620000** |
| 9 | 40.64 | 1.600 | 50 | **1880940000** | **1837890000** |
| 10 | 45.72 | 1.800 | 50 | **1880950000** | **1820780000** |
| 11 | 50.80 | 2.000 | 50 | **1880960000** | **1837900000** |
| 12 | 55.88 | 2.200 | 50 | **1880970000** | **1820630000** |
| 13 | 60.96 | 2.400 | 50 | **1879920000** | **1820790000** |
| 14 | 66.04 | 2.600 | 50 | | **1820800000** |
| 15 | 71.12 | 2.800 | 50 | | **1837910000** |
| 16 | 76.20 | 3.000 | 50 | | **1820640000** |
| 17 | 81.28 | 3.200 | 20 | | **1837920000** |
| 18 | 86.36 | 3.400 | 20 | | **1820650000** |
| 19 | 91.44 | 3.600 | 20 | | **1837930000** |
| 20 | 96.52 | 3.800 | 20 | | **1820810000** |
| 21 | 101.60 | 4.000 | 20 | | **1837940000** |
| 22 | 106.68 | 4.200 | 20 | | **1837950000** |
| 23 | 111.76 | 4.400 | 20 | | **1837960000** |
| 24 | 116.84 | 4.600 | 20 | | **1837970000** |



«ЭЛЕКТРО-ПРОФИ» - http://www.ep.ru

«ЭЛЕКТРО-ПРОФИ» - http://www.ep.ru

# Connectors in 5.08 mm pitch
# Series BL/SL 5.08

## SL-SMT 5.08/../180



High-temperature-resistant, 180°-angled male header, optimised for SMT processing. The male headers can be manually coded or ordered as pre-coded headers.

- Available in open, closed (G), with screw flange (F) or with solder Flange (LF).
- The solder flange substitutes a screw fastening to the PCB and protects the solder joints aganist mechanical stress.
- Available with 1.5 mm or 3.2 mm solder pins.
- The short 1.5 mm pins enable a double-sided PCB mounting and reduce the needed amount of solder paste without losing holding force to the PCB.
- Packed either in box (BX) or on anti-static roll (tape-on-reel, RL).

## Product data

IEC: 400 V / 19 A
UL: 300 V / 15 A

**For additional articles and information, refer to catalog.weidmueller.com**

**Note:**

- Additional colours on request
- Gold-plated contact surfaces on request
- Rated current related to rated cross-section and min. No. of poles.
- Diameter of solder eyelet D = 1.4+0.1 mm
- Diameter of solder eyelet D = 1.5+0.1 mm from 9-pole
- P on drg. = pitch
- Rated data refer only to the component itself. Clearance and creepage distances to other components are to be designed in accordance with the relevant application standards.

## SL-SMT 5.08/../180LF Box

**Packaged in box; with solder flange**



**Dimensioned drawing**

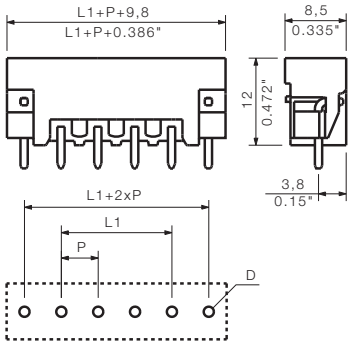


## Technical data

| In compliance with IEC 60664-1 / IEC 61984 | | | | |
|---|---|---|---|---|
| Clamping range, max. | mm² | | | |
| **Solid core H05(07) V-U** | **mm²** | | | |
| Stranded H07 V-R | | | | |
| Flexible H05(07) V-K | mm² | | | |
| Flexible with ferrule | mm² | | | |
| Ferrule with plastic collar | mm² | | | |
| Stripping length | mm | | | |
| Screwdriver blade | mm | | | |
| According to norm | | | | |
| Tightening torque range | Nm | | | |
| **Rated current, max.** | **A** | **19** | | **16** |
| At ambient temperature | | 20°C | | 40°C |
| For conductor cross-section | mm² | | | |
| Overvoltage category | | III | III | II |
| Pollution severity | | 3 | 2 | 2 |
| **Rated voltage** | **V** | **250** | **320** | **400** |
| Rated impulse voltage | kV | 4 | 4 | 4 |
| **UL / CUL (Use Group)** | | **B** | **C** | **D** |
| **Rated voltage** | **V** | **300** | | **300** |
| **Rated current** | **A** | **15** | | **10** |
| **AWG conductor** | **AWG** | | - | |
| **CSA (Use Group)** | | **B** | **C** | **D** |
| Rated voltage | V | 300 | | 300 |
| Rated current | A | 15 | | 10 |
| AWG conductor | AWG | | - | |
| **General data** | | | | |
| Type of insulation material | | LCP GF | | |
| Flammability class UL 94 | | V-0 | | |
| Contact base material | | CuSn | | |
| Material of contact surface | | tinned | | |
| Pin dimensions = d | mm | 1.2, Octagonal | | |
| Solder eyelet Ø = D | mm | 1.5 | | |
| Solder eyelet Ø tolerance | mm | + 0,1 | | |

## Accessories

**Note:** Refer to the Accessories chapter for additional accessories.

| Coding | | Order No. |
|---|---|---|
|  | BLZ/SL KO OR | **1573010000** |
| | BLZ/SL KO SW | **1545710000** |
| **Partition element** | | |
|  | SL AT OR | **1598300000** |
| | SL AT SW | **1770240000** |

## Ordering data

| Solder pin length | | | | 1.5 mm | 3.2 mm |
|---|---|---|---|---|---|
| Colour | | | | black | black |
| **Pitch** | **5.08 mm** | | | | |
| **Pol.** | L1 | (inch) | **Qty.** | **Order No.** | **Order No.** |
| 2 | 5.08 | 0.200 | 100 | **1776362001** | **1838440000** |
| 3 | 10.16 | 0.400 | 100 | **1776372001** | **1838450000** |
| 4 | 15.24 | 0.600 | 100 | **1776382001** | **1838460000** |
| 5 | 20.32 | 0.800 | 50 | **1776392001** | **1838470000** |
| 6 | 25.40 | 1.000 | 50 | **1776402001** | **1838480000** |
| 7 | 30.48 | 1.200 | 50 | **1776412001** | **1838490000** |
| 8 | 35.56 | 1.400 | 50 | **1776422001** | **1838500000** |
| 9 | 40.64 | 1.600 | 50 | **1776432001** | **1838510000** |
| 10 | 45.72 | 1.800 | 50 | **1776442001** | **1838520000** |
| 11 | 50.80 | 2.000 | 50 | **1776452001** | **1838530000** |
| 12 | 55.88 | 2.200 | 50 | **1776462001** | **1838540000** |
| 13 | 60.96 | 2.400 | 50 | **1776472001** | **1838550000** |
| 14 | 66.04 | 2.600 | 50 | **1776482001** | **1838560000** |
| 15 | 71.12 | 2.800 | 50 | **1776492001** | **1838570000** |
| 16 | 76.20 | 3.000 | 50 | **1776502001** | **1838580000** |
| 17 | 81.28 | 3.200 | 20 | **1776512001** | **1838590000** |
| 18 | 86.36 | 3.400 | 20 | **1776522001** | **1838600000** |
| 19 | 91.44 | 3.600 | 20 | **1776532001** | **1838610000** |
| 20 | 96.52 | 3.800 | 20 | **1776542001** | **1838620000** |
| 21 | 101.60 | 4.000 | 20 | **1776552001** | **1838630000** |
| 22 | 106.68 | 4.200 | 20 | **1776572001** | **1838640000** |
| 23 | 111.76 | 4.400 | 20 | **1776582001** | **1838650000** |
| 24 | 116.84 | 4.600 | 20 | **1776592001** | **1838660000** |



«ЭЛЕКТРО-ПРОФИ» - http://www.ep.ru

## SL-SMT 5.08/../180LF Tape

**Packaged in box; with solder flange**



**Dimensioned drawing**

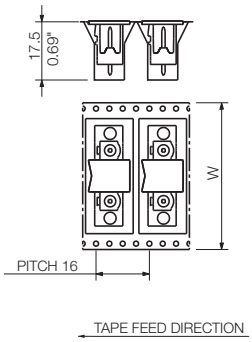


## Ordering data

| Solder pin length | | | | 1.5 mm |
|---|---|---|---|---|
| Colour | | | | black |
| **Pitch** | **5.08 mm** | | | |
| **Pol.** | L1 | (inch) | **Qty.** | **Order No.** |
| 2 | 5.08 | 0.200 | 250 | **1776364001** |
| 3 | 10.16 | 0.400 | 250 | **1776374001** |
| 4 | 15.24 | 0.600 | 250 | **1776384001** |
| 5 | 20.32 | 0.800 | 250 | **1776394001** |
| 6 | 25.40 | 1.000 | 250 | **1776404001** |

Tape widths: 32, 44, 56, 72, 88

## Solder flange (LF)

Normally you use a pin header with fastening flanges (F) in combination with a screw from the rear side of the PCB to increase the fixation forces of the pin headers. The disadvantages are additional process steps that make the PCB mounting complex and cost intensive. The patented solder flange was designed to solve exactly this problem and find a simple and cheap solution. The additional solder pins substitute the present screw flanges and they get soldered together with the pin header. This terminates additional process steps and thus reduces production costs. The additional fixation protects the soldered connections from tensile strain and avoids permanent mechanical stress such as caused by the post-fastened screw forces.





«ЭЛЕКТРО-ПРОФИ» - http://www.ep.ru

# Connectors in 5.08 mm pitch
# Series BL/SL 5.08

## SL-SMT 5.08/../270



High-temperature-resistant, 270°-angled male header, optimised for SMT processing. The male headers can be manually coded or ordered as pre-coded headers.

- Available in open, closed (G), with screw flange (F) or with solder Flange (LF).
- The solder flange substitutes a screw fastening to the PCB and protects the solder joints aganist mechanical stress.
- Available with 1.5 mm or 3.2 mm solder pins.
- The short 1.5 mm pins enable a double-sided PCB mounting and reduce the needed amount of solder paste without losing holding force to the PCB.
- Packed either in box (BX) or on anti-static roll (tape-on-reel, RL).

## Product data

IEC: 400 V / 19 A
UL: 300 V / 15 A

**For additional articles and information, refer to catalog.weidmueller.com**

**Note:**

- Additional colours on request
- Gold-plated contact surfaces on request
- Rated current related to rated cross-section and min. No. of poles.
- P on drg. = pitch
- Rated data refer only to the component itself. Clearance and creepage distances to other components are to be designed in accordance with the relevant application standards.

## SL-SMT 5.08/../270GL Box

**Packaged in box**



**Dimensioned drawing**

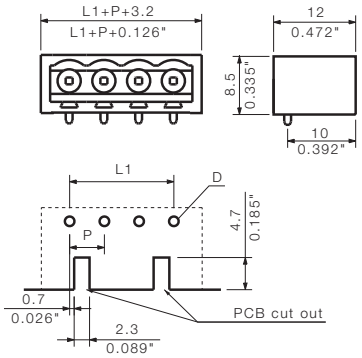


## Technical data

| In compliance with IEC 60664-1 / IEC 61984 | | | | |
|---|---|---|---|---|
| Clamping range, max. | mm² | | | |
| **Solid core H05(07) V-U** | **mm²** | | | |
| Stranded H07 V-R | | | | |
| Flexible H05(07) V-K | mm² | | | |
| Flexible with ferrule | mm² | | | |
| Ferrule with plastic collar | mm² | | | |
| Stripping length | mm | | | |
| Screwdriver blade | mm | | | |
| According to norm | | | | |
| Tightening torque range | Nm | | | |
| **Rated current, max.** | **A** | **19** | | **16** |
| At ambient temperature | | 20°C | | 40°C |
| For conductor cross-section | mm² | | | |
| Overvoltage category | | III | III | II |
| Pollution severity | | 3 | 2 | 2 |
| **Rated voltage** | **V** | **250** | **320** | **400** |
| Rated impulse voltage | kV | 4 | 4 | 4 |
| **UL / CUL (Use Group)** | | **B** | **C** | **D** |
| **Rated voltage** | **V** | **300** | | **300** |
| **Rated current** | **A** | **15** | | **10** |
| **AWG conductor** | **AWG** | | **-** | |
| **CSA (Use Group)** | | **B** | **C** | **D** |
| Rated voltage | V | 300 | | 300 |
| Rated current | A | 15 | | 10 |
| AWG conductor | AWG | | - | |
| **General data** | | | | |
| Type of insulation material | | LCP GF | | |
| Flammability class UL 94 | | V-0 | | |
| Contact base material | | CuSn | | |
| Material of contact surface | | tinned | | |
| Pin dimensions = d | mm | 1.2, Octagonal | | |
| Solder eyelet Ø = D | mm | 1.4 | | |
| Solder eyelet Ø tolerance | mm | + 0,1 | | |

## Accessories

**Note:** Refer to the Accessories chapter for additional accessories.

| Coding | | Order No. |
|---|---|---|
|  | BLZ/SL KO OR | **1573010000** |
| | BLZ/SL KO SW | **1545710000** |
| **Partition element** | | |
|  | SL AT OR | **1598300000** |
| | SL AT SW | **1770240000** |

## Ordering data

| Solder pin length | | | | 1.5 mm | 3.2 mm |
|---|---|---|---|---|---|
| Colour | | | | black | black |
| **Pitch** | **5.08 mm** | | | | |
| **Pol.** | L1 | (inch) | **Qty.** | **Order No.** | **Order No.** |
| 2 | 5.08 | 0.200 | 100 | **1877100000** | **1877470000** |
| 3 | 10.16 | 0.400 | 100 | **1877130000** | **1877490000** |
| 4 | 15.24 | 0.600 | 100 | **1877140000** | **1877510000** |
| 5 | 20.32 | 0.800 | 50 | **1877150000** | **1877520000** |
| 6 | 25.40 | 1.000 | 50 | **1877160000** | **1877530000** |
| 7 | 30.48 | 1.200 | 50 | **1877170000** | **1877540000** |
| 8 | 35.56 | 1.400 | 50 | **1877180000** | **1877550000** |



«ЭЛЕКТРО-ПРОФИ» - http://www.ep.ru

## SL-SMT 5.08/../270GL Tape

**Tape-on-reel**



**Dimensioned drawing**

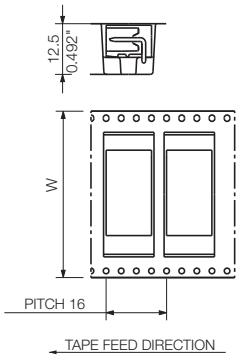


### Ordering data

| Solder pin length | | | | 1.5 mm |
|---|---|---|---|---|
| Colour | | | | black |
| **Pitch** | **5.08 mm** | | | |
| **Pol.** | L1 | (inch) | **Qty.** | **Order No.** |
| 2 | 5.08 | 0.200 | 350 | **1877740000** |
| 3 | 10.16 | 0.400 | 350 | **1877750000** |
| 4 | 15.24 | 0.600 | 350 | **1877760000** |
| 5 | 20.32 | 0.800 | 350 | **1877770000** |
| 6 | 25.40 | 1.000 | 350 | **1877780000** |
| 7 | 30.48 | 1.200 | 350 | **1877790000** |
| 8 | 35.56 | 1.400 | 350 | **1877800000** |

Tape widths: 32, 44, 56, 72, 88

## SL-SMT 5.08/../270GH Box

**Packaged in box**



**Dimensioned drawing**

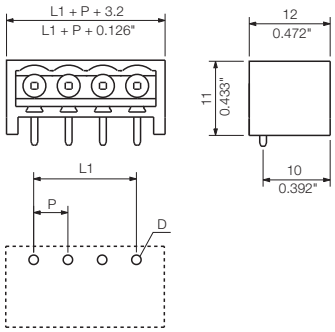


### Ordering data

| Solder pin length | | | | 1.5 mm | 3.2 mm |
|---|---|---|---|---|---|
| Colour | | | | black | black |
| **Pitch** | **5.08 mm** | | | | |
| **Pol.** | L1 | (inch) | **Qty.** | **Order No.** | **Order No.** |
| 2 | 5.08 | 0.200 | 100 | **1876340000** | **1877370000** |
| 3 | 10.16 | 0.400 | 100 | **1877010000** | **1877380000** |
| 4 | 15.24 | 0.600 | 100 | **1877030000** | **1877390000** |
| 5 | 20.32 | 0.800 | 50 | **1877040000** | **1877400000** |
| 6 | 25.40 | 1.000 | 50 | **1877050000** | **1877410000** |
| 7 | 30.48 | 1.200 | 50 | **1877060000** | **1877420000** |
| 8 | 35.56 | 1.400 | 50 | **1877080000** | **1877450000** |

## SL-SMT 5.08/../270GH Tape

**Tape-on-reel**



**Dimensioned drawing**

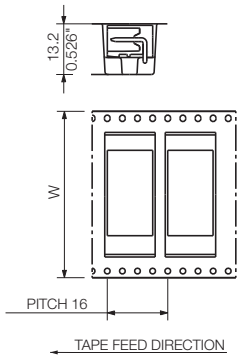


### Ordering data

| Solder pin length | | | | 1.5 mm |
|---|---|---|---|---|
| Colour | | | | black |
| **Pitch** | **5.08 mm** | | | |
| **Pol.** | L1 | (inch) | **Qty.** | **Order No.** |
| 2 | 5.08 | 0.200 | 335 | **1877560000** |
| 3 | 10.16 | 0.400 | 335 | **1877600000** |
| 4 | 15.24 | 0.600 | 335 | **1877610000** |
| 5 | 20.32 | 0.800 | 335 | **1877620000** |
| 6 | 25.40 | 1.000 | 265 | **1877630000** |
| 7 | 30.48 | 1.200 | 335 | **1877640000** |
| 8 | 35.56 | 1.400 | 150 | **1877650000** |

Tape widths: 32, 44, 56, 72, 88



«ЭЛЕКТРО-ПРОФИ» - http://www.ep.ru

# Connectors in 5.08 mm pitch
# Series BL/SL 5.08

## SL-SMT 5.08/../270



High-temperature-resistant, 270°-angled male header, optimised for SMT processing. The male headers can be manually coded or ordered as pre-coded headers.

- Available in open, closed (G), with screw flange (F) or with solder Flange (LF).
- The solder flange substitutes a screw fastening to the PCB and protects the solder joints aganist mechanical stress.
- Available with 1.5 mm or 3.2 mm solder pins.
- The short 1.5 mm pins enable a double-sided PCB mounting and reduce the needed amount of solder paste without losing holding force to the PCB.
- Packed either in box (BX) or on anti-static roll (tape-on-reel, RL).

## Product data

IEC: 400 V / 19 A
UL: 300 V / 15 A

**For additional articles and information, refer to catalog.weidmueller.com**

**Note:**

- Additional colours on request
- Gold-plated contact surfaces on request
- Rated current related to rated cross-section and min. No. of poles.
- P on drg. = pitch
- Rated data refer only to the component itself. Clearance and creepage distances to other components are to be designed in accordance with the relevant application standards.

## SL-SMT 5.08/../270FL Box

**Packaged in box; with solder flange**



**Dimensioned drawing**

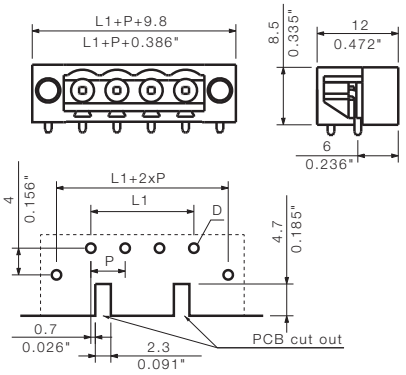


## Technical data

| In compliance with IEC 60664-1 / IEC 61984 | | | | |
|---|---|---|---|---|
| Clamping range, max. | mm² | | | |
| **Solid core H05(07) V-U** | **mm²** | | | |
| Stranded H07 V-R | | | | |
| Flexible H05(07) V-K | mm² | | | |
| Flexible with ferrule | mm² | | | |
| Ferrule with plastic collar | mm² | | | |
| Stripping length | mm | | | |
| Screwdriver blade | mm | | | |
| According to norm | | | | |
| Tightening torque range | Nm | | | |
| **Rated current, max.** | **A** | **19** | | **16** |
| At ambient temperature | | 20°C | | 40°C |
| For conductor cross-section | mm² | | | |
| Overvoltage category | | III | III | II |
| Pollution severity | | 3 | 2 | 2 |
| **Rated voltage** | **V** | **250** | **320** | **400** |
| Rated impulse voltage | kV | 4 | 4 | 4 |
| **UL / CUL (Use Group)** | | **B** | **C** | **D** |
| **Rated voltage** | **V** | **300** | | **300** |
| **Rated current** | **A** | **15** | | **10** |
| **AWG conductor** | **AWG** | | **-** | |
| **CSA (Use Group)** | | **B** | **C** | **D** |
| Rated voltage | V | 300 | | 300 |
| Rated current | A | 15 | | 10 |
| AWG conductor | AWG | | - | |
| **General data** | | | | |
| Type of insulation material | | LCP GF | | |
| Flammability class UL 94 | | V-0 | | |
| Contact base material | | CuSn | | |
| Material of contact surface | | tinned | | |
| Pin dimensions = d | mm | 1.2, Octagonal | | |
| Solder eyelet Ø = D | mm | 1.4 | | |
| Solder eyelet Ø tolerance | mm | + 0,1 | | |

## Accessories

**Note:** Refer to the Accessories chapter for additional accessories.

| Coding | | Order No. |
|---|---|---|
|  | BLZ/SL KO OR | **1573010000** |
| | BLZ/SL KO SW | **1545710000** |
| **Partition element** | | |
|  | SL AT OR | **1598300000** |
| | SL AT SW | **1770240000** |

## Ordering data

| Solder pin length | | | | 1.5 mm | 3.2 mm |
|---|---|---|---|---|---|
| Colour | | | | black | black |
| **Pitch** | **5.08 mm** | | | | |
| **Pol.** | L1 | (inch) | **Qty.** | **Order No.** | **Order No.** |
| 2 | 5.08 | 0.200 | 100 | **1878090000** | **1876850000** |
| 3 | 10.16 | 0.400 | 100 | **1878110000** | **1876860000** |
| 4 | 15.24 | 0.600 | 100 | **1878120000** | **1876870000** |
| 5 | 20.32 | 0.800 | 50 | **1878130000** | **1876880000** |
| 6 | 25.40 | 1.000 | 50 | **1878140000** | **1876890000** |
| 7 | 30.48 | 1.200 | 50 | **1878150000** | **1876900000** |
| 8 | 35.56 | 1.400 | 50 | **1878160000** | **1876910000** |



«ЭЛЕКТРО-ПРОФИ» - http://www.ep.ru

## SL-SMT 5.08/../270FL Tape

**Tape-on-reel; with solder flange**



**Dimensioned drawing**

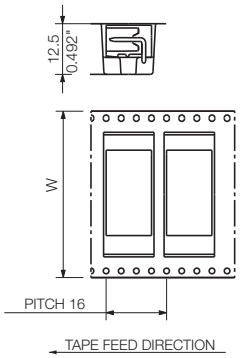


### Ordering data

| Solder pin length | | | | 1.5 mm |
|---|---|---|---|---|
| Colour | | | | black |
| **Pitch** | **5.08 mm** | | | |
| **Pol.** | L1 | (inch) | **Qty.** | **Order No.** |
| 2 | 5.08 | 0.200 | 350 | **1876990000** |
| 3 | 10.16 | 0.400 | 350 | **1877000000** |
| 4 | 15.24 | 0.600 | 350 | **1877020000** |
| 5 | 20.32 | 0.800 | 350 | **1877070000** |
| 6 | 25.40 | 1.000 | 350 | **1877090000** |
| 7 | 30.48 | 1.200 | 300 | **1877110000** |
| 8 | 35.56 | 1.400 | 300 | **1877120000** |

Tape widths: 32, 44, 56, 72, 88

## SL-SMT 5.08/../270FH Box

**Packaged in box; with solder flange**



**Dimensioned drawing**

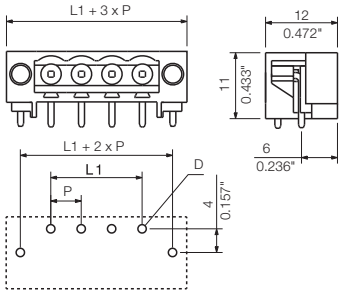


### Ordering data

| Solder pin length | | | | 1.5 mm | 3.2 mm |
|---|---|---|---|---|---|
| Colour | | | | black | black |
| **Pitch** | **5.08 mm** | | | | |
| **Pol.** | L1 | (inch) | **Qty.** | **Order No.** | **Order No.** |
| 2 | 5.08 | 0.200 | 100 | **1877960000** | **1877190000** |
| 3 | 10.16 | 0.400 | 100 | **1877970000** | **1877210000** |
| 4 | 15.24 | 0.600 | 100 | **1877980000** | **1877330000** |
| 5 | 20.32 | 0.800 | 50 | **1877990000** | **1877430000** |
| 6 | 25.40 | 1.000 | 50 | **1878000000** | **1877460000** |
| 7 | 30.48 | 1.200 | 50 | **1878010000** | **1877480000** |
| 8 | 35.56 | 1.400 | 50 | **1878020000** | **1877500000** |

## SL-SMT 5.08/../270FH Tape

**Tape-on-reel; with solder flange**



**Dimensioned drawing**

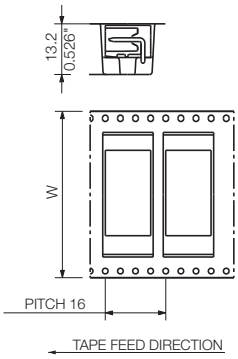


### Ordering data

| Solder pin length | | | | 1.5 mm |
|---|---|---|---|---|
| Colour | | | | black |
| **Pitch** | **5.08 mm** | | | |
| **Pol.** | L1 | (inch) | **Qty.** | **Order No.** |
| 2 | 5.08 | 0.200 | 335 | **1876920000** |
| 3 | 10.16 | 0.400 | 335 | **1876930000** |
| 4 | 15.24 | 0.600 | 335 | **1876940000** |
| 5 | 20.32 | 0.800 | 335 | **1876950000** |
| 6 | 25.40 | 1.000 | 335 | **1876960000** |
| 7 | 30.48 | 1.200 | 285 | **1876970000** |
| 8 | 35.56 | 1.400 | 285 | **1876980000** |

Tape widths: 32, 44, 56, 72, 88



«ЭЛЕКТРО-ПРОФИ» - http://www.ep.ru

# Connectors in 5.08 mm pitch
# Series BL/SL 5.08

## SL-SMarT 5.0x/../90 & 180



High-temperature-resistant, modular male header, optimised for SMT processing. You can put together any size by using the 2-pole and 3-pole male header modules.

- Used with Pick & Place machines for faster processing speeds
- Less article numbers
- SL-SMarT covers both 5.00 and 5.08 mm pitches
- Efficient use of feeder bank: only two reel feeder positions are required on the feeder bank.
- High-pole male headers can also be processed with Pick & Place machines
- No Pick & Place pads required – thus no need for tedious pad removal after soldering
- Packed in tape-on-reel.

## Product data

IEC: 400 V / 16.5 A
UL: 300 V / 15 A

**For additional articles and information, refer to catalog.weidmueller.com**

**Note:**

- Additional colours on request
- Gold-plated contact surfaces on request
- Rated current related to rated cross-section and min. No. of poles.
- P on drg. = pitch
- Rated data refer only to the component itself. Clearance and creepage distances to other components are to be designed in accordance with the relevant application standards.

## SL-SMarT 5.0x/../90 Tape

**Tape-on-reel**



**Dimensioned drawing**

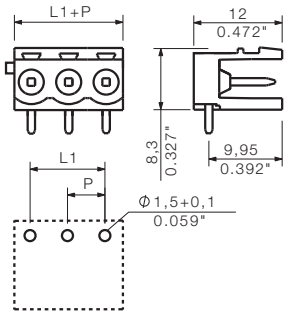


## Technical data

| In compliance with IEC 60664-1 / IEC 61984 | | | | |
|---|---|---|---|---|
| Clamping range, max. | mm² | | | |
| **Solid core H05(07) V-U** | **mm²** | | | |
| Stranded H07 V-R | | | | |
| Flexible H05(07) V-K | mm² | | | |
| Flexible with ferrule | mm² | | | |
| Ferrule with plastic collar | mm² | | | |
| Stripping length | mm | | | |
| Screwdriver blade | mm | | | |
| According to norm | | | | |
| Tightening torque range | Nm | | | |
| **Rated current, max.** | **A** | **16.5** | | **14** |
| At ambient temperature | | 20°C | | 40°C |
| For conductor cross-section | mm² | | | |
| Overvoltage category | | III | III | II |
| Pollution severity | | 3 | 2 | 2 |
| **Rated voltage** | **V** | **250** | **320** | **400** |
| Rated impulse voltage | kV | 4 | 4 | 4 |
| **UL / CUL (Use Group)** | | **B** | **C** | **D** |
| **Rated voltage** | **V** | **300** | | **300** |
| **Rated current** | **A** | **15** | | **10** |
| **AWG conductor** | **AWG** | | **-** | |
| **CSA (Use Group)** | | **B** | **C** | **D** |
| Rated voltage | V | 300 | | 300 |
| Rated current | A | 15 | | 10 |
| AWG conductor | AWG | | - | |
| **General data** | | | | |
| Type of insulation material | | LCP GF | | |
| Flammability class UL 94 | | V-0 | | |
| Contact base material | | CuSn | | |
| Material of contact surface | | tinned | | |
| Pin dimensions = d | mm | 1.2, Octagonal | | |
| Solder eyelet Ø = D | mm | 1.4 | | |
| Solder eyelet Ø tolerance | mm | + 0,1 | | |

## Accessories

**Note:** Refer to the Accessories chapter for additional accessories.

| Coding | | Order No. |
|---|---|---|
|  | BLZ/SL KO OR | **1573010000** |
| | BLZ/SL KO SW | **1545710000** |
| **Partition element** | | |
|  | SL AT OR | **1598300000** |
| | SL AT SW | **1770240000** |
| **LED light guide** | | |
|  | SL FLA 1.5/1 | **1580100000** |
| | SL FLA 1.5/24 | **1595850000** |
| | SL FLA 2,3/1 | **1636670000** |
| | SL FLA 2,3/24 | **1636680000** |
| | SL FLA 3.8/1 | **1580110000** |
| | SL FLA 3.8/24 | **1595860000** |
| | SL FLA 9.0/1 | **1580120000** |
| | SL FLA 9.0/24 | **1595870000** |

## Ordering data

| Solder pin length | | | | 1.5 mm |
|---|---|---|---|---|
| Colour | | | | black |
| **Pitch** | **5.0x mm** | | | |
| **Pol.** | L1 | (inch) | **Qty.** | **Order No.** |
| 2 | 5.08 | 0.200 | 350 | **1812430000** |
| 3 | 10.16 | 0.400 | 350 | **1812440000** |

Tape widths: 32
May be used for 5.00 and 5.08 mm pitches



«ЭЛЕКТРО-ПРОФИ» - http://www.ep.ru

## SL-SMarT 5.0x/../180 Tape

**Tape-on-reel**



**Dimensioned drawing**

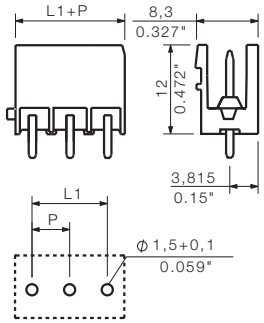


### Ordering data

| Solder pin length | | | | 1.5 mm |
|---|---|---|---|---|
| Colour | | | | black |
| **Pitch** | **5.0x mm** | | | |
| **Pol.** | L1 | (inch) | **Qty.** | **Order No.** |
| 2 | 5.08 | 0.200 | 270 | **1812450000** |
| 3 | 10.16 | 0.400 | 270 | **1812460000** |

Tape widths: 32
May be used for 5.00 and 5.08 mm pitches

## SL-SMarT

The SL-SMarT System was developed in order to bring even further improvements to the benefits of conventional SMT/THR components.
The aim was to satisfy the numerous demands of automatic PCB assembly.
The result is a male connector with the following features:

- minimum weight
- compact form
- processing in automatic PCB assembly machines
- maximum assembly speed
- standardised automatic packing
- space-saving feeding in automatic machines (feeder as narrow as possible)
- no pick&place pad required

Automatic PCB assembly machines operate most cost-effectively when they run at maximum speed. This is not possible with heavy components.
The solution is to use 2- and 3-pole male connector modules to interconnect components of any size. Therefore, by assembling the SL-SMarT modules in one row, 23 standard male connectors (2- to 24-pole) can already be created.
The optimum tolerance design of the SL-SMarT modules enables the use at pitches of 5.00 mm (0.197 inch) and 5.08 mm (0.200 inch). The small pitch deviation is compensated for by the spacing to the next module.

The trick is that by using the appropriate hole layout, the number of standard male connectors replaced increases from 23 to 46 variations.





And the fact that two plug-in directions are available, 90° and 180°, means that the result is increased to 92 variations.

The optimum use of the feeder bank is possible thanks to the need for only four belt conveyor systems with a belt width of 32 mm each.



«ЭЛЕКТРО-ПРОФИ» - http://www.ep.ru

# Connectors in 5.08 mm pitch
# Series BL/SL 5.08

## SLDV-THR 5.08/../180



Double-level, high-temperature-resistant male header, optimised for SMT processing. The connection levels are offset and designed for a female plug with screw connection or PUSH IN wire connect. The male headers can be manually coded or ordered as pre-coded headers.

- Available with screw flange (F) or screw & solder flange (FLF).
- The solder flange makes an additional screw-fixation to the PCB unnecessary and protects the solder joints against mechanical stress.
- Available with 1.5 mm or 3.2 mm solder pins.
- The FLF version is featured with a soldering flange and an additional screw-fastening possibility to the PCB.

## Product data

IEC: 400 V / 15 A
UL: 300 V / 10 A

**For additional articles and information, refer to catalog.weidmueller.com**

**Note:**

- Additional colours on request
- Rated current related to rated cross-section and min. No. of poles.
- Spacing between rows: see hole layout
- P on drg. = pitch
- Rated data refer only to the component itself. Clearance and creepage distances to other components are to be designed in accordance with the relevant application standards.

## SLDV-THR 5.08/../180F

**Packaged in box**



**Dimensioned drawing**

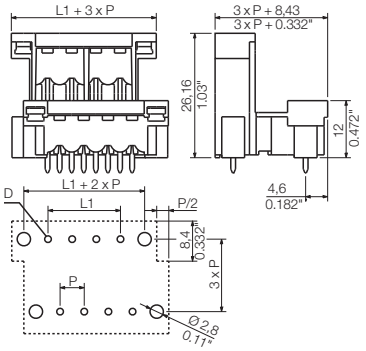


## Technical data

| In compliance with IEC 60664-1 / IEC 61984 | | | | |
|---|---|---|---|---|
| Clamping range, max. | mm² | | | |
| **Solid core H05(07) V-U** | **mm²** | | | |
| Stranded H07 V-R | | | | |
| Flexible H05(07) V-K | mm² | | | |
| Flexible with ferrule | mm² | | | |
| Ferrule with plastic collar | mm² | | | |
| Stripping length | mm | | | |
| Screwdriver blade | mm | | | |
| According to norm | | | | |
| Tightening torque range | Nm | | | |
| **Rated current, max.** | **A** | **15** | | **13** |
| At ambient temperature | | 20°C | | 40°C |
| For conductor cross-section | mm² | | | |
| Overvoltage category | | III | III | II |
| Pollution severity | | 3 | 2 | 2 |
| **Rated voltage** | **V** | **250** | **320** | **400** |
| Rated impulse voltage | kV | 4 | 4 | 4 |
| **UL / CUL (Use Group)** | | **B** | **C** | **D** |
| **Rated voltage** | **V** | **300** | | **300** |
| **Rated current** | **A** | **10** | | **10** |
| **AWG conductor** | **AWG** | | **-** | |
| **CSA (Use Group)** | | **B** | **C** | **D** |
| Rated voltage | V | 300 | | 300 |
| Rated current | A | 10 | | 10 |
| AWG conductor | AWG | | - | |
| **General data** | | | | |
| Type of insulation material | | LCP GF | | |
| Flammability class UL 94 | | V-0 | | |
| Contact base material | | CuSn | | |
| Material of contact surface | | tinned | | |
| Pin dimensions = d | mm | 1.2, Octagonal | | |
| Solder eyelet Ø = D | mm | 1.5 | | |
| Solder eyelet Ø tolerance | mm | + 0,1 | | |

## Accessories

**Note:** Refer to the Accessories chapter for additional accessories.

| Coding | | Order No. |
|---|---|---|
|  | BLZ/SL KO OR | **1573010000** |
| | BLZ/SL KO SW | **1545710000** |
| **Partition element** | | |
|  | SL AT OR | **1598300000** |
| | SL AT SW | **1770240000** |

## Ordering data

| Solder pin length | | | | 1.5 mm | 3.2 mm |
|---|---|---|---|---|---|
| Colour | | | | black | black |
| **Pitch** | **5.08 mm** | | | | |
| **Pol.** | L1 | (inch) | **Qty.** | **Order No.** | **Order No.** |
| 4 | 5.08 | 0.200 | 50 | **1828890000** | **1828770000** |
| 6 | 10.16 | 0.400 | 50 | **1828900000** | **1828780000** |
| 8 | 15.24 | 0.600 | 50 | **1828910000** | **1828790000** |
| 10 | 20.32 | 0.800 | 50 | **1828920000** | **1828800000** |
| 12 | 25.40 | 1.000 | 50 | **1828930000** | **1828810000** |
| 14 | 30.48 | 1.200 | 20 | **1828940000** | **1828820000** |
| 16 | 35.56 | 1.400 | 20 | **1828950000** | **1828830000** |
| 18 | 40.64 | 1.600 | 20 | **1828960000** | **1828840000** |
| 20 | 45.72 | 1.800 | 20 | **1828970000** | **1828850000** |
| 22 | 50.80 | 2.000 | 10 | **1828980000** | **1828860000** |
| 24 | 55.88 | 2.200 | 10 | **1828990000** | **1828870000** |
| 26 | 60.96 | 2.400 | 10 | **1829000000** | **1828880000** |
| 28 | 66.04 | 2.600 | 10 | **1881310000** | **1889340000** |
| 30 | 71.12 | 2.800 | 10 | **1881320000** | **1889350000** |
| 32 | 76.20 | 3.000 | 10 | **1881330000** | **1866330000** |
| 34 | 81.28 | 3.200 | 10 | **1881350000** | **1889360000** |
| 36 | 86.36 | 3.400 | 10 | **1881360000** | **1889370000** |
| 38 | 91.44 | 3.600 | 10 | **1881380000** | **1889380000** |
| 40 | 96.52 | 3.800 | 10 | **1881410000** | **1889390000** |
| 42 | 101.60 | 4.000 | 10 | **1881430000** | **1889400000** |
| 44 | 106.68 | 4.200 | 10 | **1881440000** | **1889410000** |
| 46 | 111.76 | 4.400 | 10 | **1881450000** | **1889420000** |
| 48 | 116.84 | 4.600 | 10 | **1881460000** | **1889430000** |



«ЭЛЕКТРО-ПРОФИ» - http://www.ep.ru

## SLDV-THR 5.08/../180FLF

**Packaged in box; with solder flange**



**Dimensioned drawing**

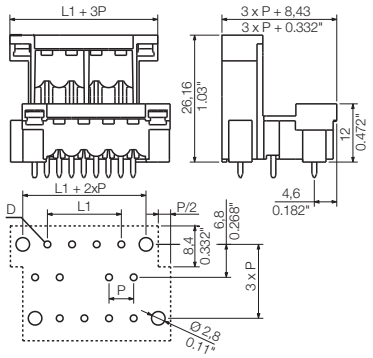


## Ordering data

| Solder pin length | | | | 1.5 mm | 3.2 mm |
|---|---|---|---|---|---|
| Colour | | | | black | black |
| **Pitch** | **5.08 mm** | | | | |
| **Pol.** | L1 | (inch) | **Qty.** | **Order No.** | **Order No.** |
| 4 | 5.08 | 0.200 | 50 | **1829130000** | **1829010000** |
| 6 | 10.16 | 0.400 | 50 | **1829140000** | **1829020000** |
| 8 | 15.24 | 0.600 | 50 | **1829150000** | **1829030000** |
| 10 | 20.32 | 0.800 | 50 | **1829160000** | **1829040000** |
| 12 | 25.40 | 1.000 | 50 | **1829170000** | **1829050000** |
| 14 | 30.48 | 1.200 | 20 | **1829180000** | **1829060000** |
| 16 | 35.56 | 1.400 | 20 | **1829190000** | **1829070000** |
| 18 | 40.64 | 1.600 | 20 | **1829200000** | **1829080000** |
| 20 | 45.72 | 1.800 | 20 | **1829210000** | **1829090000** |
| 22 | 50.80 | 2.000 | 10 | **1829220000** | **1829100000** |
| 24 | 55.88 | 2.200 | 10 | **1829230000** | **1829110000** |
| 26 | 60.96 | 2.400 | 10 | **1829240000** | **1829120000** |
| 28 | 66.04 | 2.600 | 10 | **1881480000** | **1889200000** |
| 30 | 71.12 | 2.800 | 10 | **1881500000** | **1889210000** |
| 32 | 76.20 | 3.000 | 10 | **1881510000** | **1866320000** |
| 34 | 81.28 | 3.200 | 10 | **1881520000** | **1889220000** |
| 36 | 86.36 | 3.400 | 10 | **1881530000** | **1889270000** |
| 38 | 91.44 | 3.600 | 10 | **1881540000** | **1889280000** |
| 40 | 96.52 | 3.800 | 10 | **1881550000** | **1889290000** |
| 42 | 101.60 | 4.000 | 10 | **1881560000** | **1889300000** |
| 44 | 106.68 | 4.200 | 10 | **1881570000** | **1889310000** |
| 46 | 111.76 | 4.400 | 10 | **1881580000** | **1889320000** |
| 48 | 116.84 | 4.600 | 10 | **1881590000** | **1889330000** |

## SLDV-THR 180GLF

The space-saving SLDVTHR double level male connector complements the reflow-compatible products from Weidmüller.
High-temperature-resistant plastics enable the product to be integrated into the reflow soldering process.

This range offers additional fixing to the PCB to resist greater mechanical loads.

The SLDV-THR…GLF incorporates an additional fixing without screws to relieve the mechanical loads on the contact pins. To do this, there are solder pins in optimum positions which do not have an electrical function.





«ЭЛЕКТРО-ПРОФИ» - http://www.ep.ru

# Connectors in 5.08 mm pitch
# Series BL/SL 5.08

## SLH-THR 5.08/../180



High temperature-resistant male header, optimised for SMT processing. Makes a compact 3-row male header when used together with the SLDV-THR. The connection levels are offset and designed for a female plug with screw connection or PUSH IN wire connect. The male headers can be manually coded or ordered as pre-coded headers.

## Product data

IEC: 320 V / 18
UL: 300 V / 10 A

**For additional articles and information, refer to catalog.weidmueller.com**

**Note:**

- Additional colours on request
- Rated current related to rated cross-section and min. No. of poles.
- Rated data refer only to the component itself. Clearance and creepage distances to other components are to be designed in accordance with the relevant application standards.

## SLH-THR 5.08/../180F



**Dimensioned drawing**

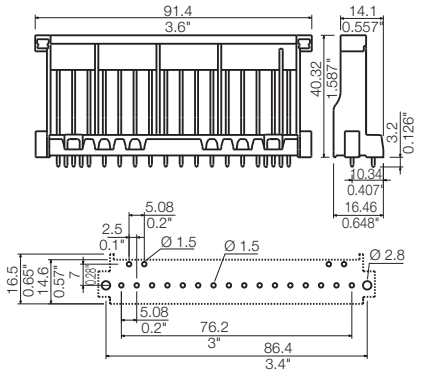


## Technical data

| In compliance with IEC 60664-1 / IEC 61984 | | | | |
|---|---|---|---|---|
| Clamping range, max. | mm² | | | |
| **Solid core H05(07) V-U** | **mm²** | | | |
| Stranded H07 V-R | | | | |
| Flexible H05(07) V-K | mm² | | | |
| Flexible with ferrule | mm² | | | |
| Ferrule with plastic collar | mm² | | | |
| Stripping length | mm | | | |
| Screwdriver blade | mm | | | |
| According to norm | | | | |
| Tightening torque range | Nm | | | |
| **Rated current, max.** | **A** | **18** | | **13** |
| At ambient temperature | | 20°C | | 40°C |
| For conductor cross-section | mm² | | | |
| Overvoltage category | | III | III | II |
| Pollution severity | | 3 | 2 | 2 |
| **Rated voltage** | **V** | **200** | **320** | **320** |
| Rated impulse voltage | kV | 4 | 4 | 4 |
| **UL / CUL (Use Group)** | | **B** | **C** | **D** |
| **Rated voltage** | **V** | **300** | | **300** |
| **Rated current** | **A** | **10** | | **10** |
| **AWG conductor** | **AWG** | | **-** | |
| **CSA (Use Group)** | | **B** | **C** | **D** |
| Rated voltage | V | 300 | | 300 |
| Rated current | A | 13 | | 10 |
| AWG conductor | AWG | | - | |
| **General data** | | | | |
| Type of insulation material | | LCP GF | | |
| Flammability class UL 94 | | V-0 | | |
| Contact base material | | CuSn | | |
| Material of contact surface | | tinned | | |
| Pin dimensions = d | mm | 1.2, Octagonal | | |
| Solder eyelet Ø = D | mm | 1.5 | | |
| Solder eyelet Ø tolerance | mm | + 0,1 | | |

## Accessories

**Note:** Refer to the Accessories chapter for additional accessories.

| Coding | | Order No. |
|---|---|---|
|  | BLZ/SL KO OR | **1573010000** |
| | BLZ/SL KO SW | **1545710000** |
| **Partition element** | | |
|  | SL AT OR | **1598300000** |
| | SL AT SW | **1770240000** |

## Ordering data

| Solder pin length | | | | 3.2 mm |
|---|---|---|---|---|
| Colour | | | | black |
| **Pitch** | **5.08 mm** | | | |
| **Pol.** | L1 | (inch) | **Qty.** | **Order No.** |
| 16 | 91.40 | 3.600 | 10 | **1190600000** |



«ЭЛЕКТРО-ПРОФИ» - http://www.ep.ru

«ЭЛЕКТРО-ПРОФИ» - http://www.ep.ru

# Connectors in 5.08 mm pitch
# Series BL/SL 5.08

## SL 5.08HC/../90



Male headers made from glass-fibre-reinforced plastic with 90° wire outlet; optimised for wave soldering, absolut dimension stable. The male headers can be manually coded or ordered as pre-coded headers.

- Available in open, closed (G), with screw flange (F) or with solder Flange (LF).
- The solder flange makes an additional screw-fixation to the PCB unnecessary and protects the solder joints against mechanical stress.

## Product data

IEC: 400 V / 20.5 A
UL: 300 V / 15 A

**For additional articles and information, refer to catalog.weidmueller.com**

**Note:**

- Additional colours on request
- Gold-plated contact surfaces on request
- Rated current related to rated cross-section and min. No. of poles.
- P on drg. = pitch
- Rated data refer only to the component itself. Clearance and creepage distances to other components are to be designed in accordance with the relevant application standards.

## SL 5.08HC/../90



**Dimensioned drawing**

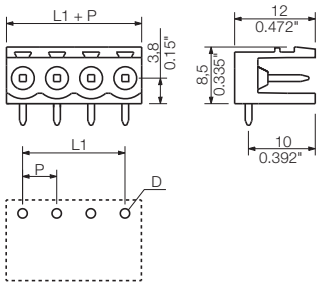


## Technical data

| In compliance with IEC 60664-1 / IEC 61984 | | | | |
|---|---|---|---|---|
| Clamping range, max. | mm² | | | |
| **Solid core H05(07) V-U** | **mm²** | | | |
| Stranded H07 V-R | | | | |
| Flexible H05(07) V-K | mm² | | | |
| Flexible with ferrule | mm² | | | |
| Ferrule with plastic collar | mm² | | | |
| Stripping length | mm | | | |
| Screwdriver blade | mm | | | |
| According to norm | | | | |
| Tightening torque range | Nm | | | |
| **Rated current, max.** | **A** | **20.5** | | **17.5** |
| At ambient temperature | | 20°C | | 40°C |
| For conductor cross-section | mm² | | | |
| Overvoltage category | | III | III | II |
| Pollution severity | | 3 | 2 | 2 |
| **Rated voltage** | **V** | **250** | **320** | **400** |
| Rated impulse voltage | kV | 4 | 4 | 4 |
| **UL / CUL (Use Group)** | | **B** | **C** | **D** |
| **Rated voltage** | **V** | **300** | | **300** |
| **Rated current** | **A** | **15** | | **10** |
| **AWG conductor** | **AWG** | | **-** | |
| **CSA (Use Group)** | | **B** | **C** | **D** |
| Rated voltage | V | 300 | | 300 |
| Rated current | A | 15 | | 10 |
| AWG conductor | AWG | | - | |
| **General data** | | | | |
| Type of insulation material | | PA GF | | |
| Flammability class UL 94 | | V-0 | | |
| Contact base material | | Copper alloy | | |
| Material of contact surface | | tinned | | |
| Pin dimensions = d | mm | 1.2, Octagonal | | |
| Solder eyelet Ø = D | mm | 1.3 | | |
| Solder eyelet Ø tolerance | mm | + 0,1 | | |

## Accessories

**Note:** Refer to the Accessories chapter for additional accessories.

| Coding | | Order No. |
|---|---|---|
|  | BLZ/SL KO OR | **1573010000** |
| | BLZ/SL KO SW | **1545710000** |
| **Partition element** | | |
|  | SL AT OR | **1598300000** |
| | SL AT SW | **1770240000** |
| **LED light guide** | | |
|  | SL FLA 1.5/1 | **1580100000** |
| | SL FLA 1.5/24 | **1595850000** |
| | SL FLA 2,3/1 | **1636670000** |
| | SL FLA 2,3/24 | **1636680000** |
| | SL FLA 3.8/1 | **1580110000** |
| | SL FLA 3.8/24 | **1595860000** |
| | SL FLA 9.0/1 | **1580120000** |
| | SL FLA 9.0/24 | **1595870000** |
| **Mounting block** | | |
|  | SLA BB11R OR | **1604120000** |
| | SLA BB11R SW | **1692340000** |

## Ordering data

| Solder pin length | | | | 3.2 mm | 3.2 mm |
|---|---|---|---|---|---|
| Colour | | | | orange | black |
| **Pitch** | **5.08 mm** | | | | |
| **Pol.** | L1 | (inch) | **Qty.** | **Order No.** | **Order No.** |
| 2 | 5.08 | 0.200 | 100 | **1146720000** | **1155030000** |
| 3 | 10.16 | 0.400 | 100 | **1146740000** | **1155040000** |
| 4 | 15.24 | 0.600 | 100 | **1146770000** | **1155050000** |
| 5 | 20.32 | 0.800 | 50 | **1146790000** | **1155060000** |
| 6 | 25.40 | 1.000 | 50 | **1146810000** | **1155070000** |
| 7 | 30.48 | 1.200 | 50 | **1146830000** | **1155080000** |
| 8 | 35.56 | 1.400 | 50 | **1146850000** | **1155090000** |
| 9 | 40.64 | 1.600 | 50 | **1146880000** | **1155100000** |
| 10 | 45.72 | 1.800 | 50 | **1146900000** | **1155130000** |
| 11 | 50.80 | 2.000 | 50 | **1146920000** | **1155140000** |
| 12 | 55.88 | 2.200 | 50 | **1146940000** | **1155150000** |
| 13 | 60.96 | 2.400 | 50 | **1146970000** | **1155170000** |
| 14 | 66.04 | 2.600 | 50 | **1146990000** | **1155180000** |
| 15 | 71.12 | 2.800 | 50 | **1147010000** | **1155190000** |
| 16 | 76.20 | 3.000 | 50 | **1147030000** | **1155200000** |
| 17 | 81.28 | 3.200 | 20 | **1147050000** | **1155230000** |
| 18 | 86.36 | 3.400 | 20 | **1147080000** | **1155240000** |
| 19 | 91.44 | 3.600 | 20 | **1147100000** | **1155250000** |
| 20 | 96.52 | 3.800 | 20 | **1147120000** | **1155270000** |
| 21 | 101.60 | 4.000 | 20 | **1147150000** | **1155280000** |
| 22 | 106.68 | 4.200 | 20 | **1147190000** | **1155290000** |
| 23 | 111.76 | 4.400 | 20 | **1147220000** | **1155300000** |
| 24 | 116.84 | 4.600 | 20 | **1147250000** | **1155310000** |



«ЭЛЕКТРО-ПРОФИ» - http://www.ep.ru

## SL 5.08HC/../90G



**Dimensioned drawing**

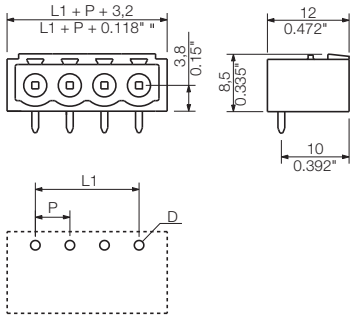


### Ordering data

| Solder pin length | | | | 3.2 mm | 3.2 mm |
|---|---|---|---|---|---|
| Colour | | | | orange | black |
| **Pitch** | **5.08 mm** | | | | |
| **Pol.** | L1 | (inch) | **Qty.** | **Order No.** | **Order No.** |
| 2 | 5.08 | 0.200 | 100 | **1147280000** | **1155320000** |
| 3 | 10.16 | 0.400 | 100 | **1147310000** | **1155330000** |
| 4 | 15.24 | 0.600 | 100 | **1147340000** | **1155340000** |
| 5 | 20.32 | 0.800 | 50 | **1147370000** | **1155350000** |
| 6 | 25.40 | 1.000 | 50 | **1147400000** | **1155370000** |
| 7 | 30.48 | 1.200 | 50 | **1147420000** | **1155380000** |
| 8 | 35.56 | 1.400 | 50 | **1147450000** | **1155390000** |
| 9 | 40.64 | 1.600 | 50 | **1147490000** | **1155400000** |
| 10 | 45.72 | 1.800 | 50 | **1147530000** | **1155410000** |
| 11 | 50.80 | 2.000 | 50 | **1147570000** | **1155420000** |
| 12 | 55.88 | 2.200 | 50 | **1147600000** | **1155430000** |
| 13 | 60.96 | 2.400 | 50 | **1147630000** | **1155440000** |
| 14 | 66.04 | 2.600 | 50 | **1147680000** | **1155450000** |
| 15 | 71.12 | 2.800 | 50 | **1147700000** | **1155470000** |
| 16 | 76.20 | 3.000 | 50 | **1147740000** | **1155480000** |
| 17 | 81.28 | 3.200 | 20 | **1147780000** | **1155490000** |
| 18 | 86.36 | 3.400 | 20 | **1147810000** | **1155500000** |
| 19 | 91.44 | 3.600 | 20 | **1147840000** | **1155510000** |
| 20 | 96.52 | 3.800 | 20 | **1147880000** | **1155520000** |
| 21 | 101.60 | 4.000 | 20 | **1147910000** | **1155530000** |
| 22 | 106.68 | 4.200 | 20 | **1147940000** | **1155540000** |
| 23 | 111.76 | 4.400 | 20 | **1147980000** | **1155550000** |
| 24 | 116.84 | 4.600 | 20 | **1148000000** | **1155570000** |

## SL 5.08HC/../90B



**Dimensioned drawing**

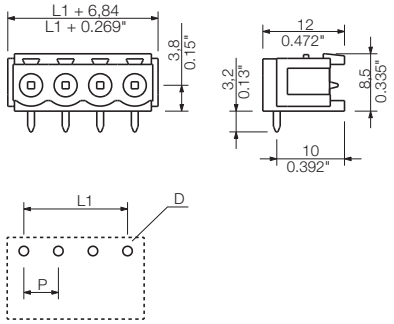


### Ordering data

| Solder pin length | | | | 3.2 mm | 3.2 mm |
|---|---|---|---|---|---|
| Colour | | | | orange | black |
| **Pitch** | **5.08 mm** | | | | |
| **Pol.** | L1 | (inch) | **Qty.** | **Order No.** | **Order No.** |
| 2 | 5.08 | 0.200 | 100 | **1148030000** | **1155580000** |
| 3 | 10.16 | 0.400 | 100 | **1148070000** | **1155590000** |
| 4 | 15.24 | 0.600 | 100 | **1148100000** | **1155600000** |
| 5 | 20.32 | 0.800 | 50 | **1148130000** | **1155610000** |
| 6 | 25.40 | 1.000 | 50 | **1148170000** | **1155620000** |
| 7 | 30.48 | 1.200 | 50 | **1148200000** | **1155630000** |
| 8 | 35.56 | 1.400 | 50 | **1154830000** | **1155640000** |
| 9 | 40.64 | 1.600 | 50 | **1154840000** | **1155650000** |
| 10 | 45.72 | 1.800 | 50 | **1154850000** | **1155670000** |
| 11 | 50.80 | 2.000 | 50 | **1154870000** | **1155680000** |
| 12 | 55.88 | 2.200 | 50 | **1154880000** | **1155690000** |
| 13 | 60.96 | 2.400 | 50 | **1154890000** | **1155700000** |
| 14 | 66.04 | 2.600 | 50 | **1154900000** | **1155710000** |
| 15 | 71.12 | 2.800 | 50 | **1154910000** | **1155720000** |
| 16 | 76.20 | 3.000 | 50 | **1154920000** | **1155730000** |
| 17 | 81.28 | 3.200 | 20 | **1154930000** | **1155740000** |
| 18 | 86.36 | 3.400 | 20 | **1154940000** | **1155750000** |
| 19 | 91.44 | 3.600 | 20 | **1154950000** | **1155770000** |
| 20 | 96.52 | 3.800 | 20 | **1154970000** | **1155780000** |
| 21 | 101.60 | 4.000 | 20 | **1154980000** | **1155790000** |
| 22 | 106.68 | 4.200 | 20 | **1154990000** | **1155800000** |
| 23 | 111.76 | 4.400 | 20 | **1155010000** | **1155810000** |
| 24 | 116.84 | 4.600 | 20 | **1155020000** | **1155820000** |



«ЭЛЕКТРО-ПРОФИ» - http://www.ep.ru

# Connectors in 5.08 mm pitch
# Series BL/SL 5.08

## SL 5.08HC/../90



Male headers made from glass-fibre-reinforced plastic with 90° wire outlet; optimised for wave soldering, absolut dimension stable. The male headers can be manually coded or ordered as pre-coded headers.

- Available in open, closed (G), with screw flange (F) or with solder Flange (LF).
- The solder flange makes an additional screw-fixation to the PCB unnecessary and protects the solder joints against mechanical stress.

## Product data

IEC: 400 V / 20.5 A
UL: 300 V / 15 A

**For additional articles and information, refer to catalog.weidmueller.com**

**Note:**

- Additional colours on request
- Gold-plated contact surfaces on request
- Rated current related to rated cross-section and min. No. of poles.
- P on drg. = pitch
- Rated data refer only to the component itself. Clearance and creepage distances to other components are to be designed in accordance with the relevant application standards.

## SL 5.08HC/../90F



**Dimensioned drawing**

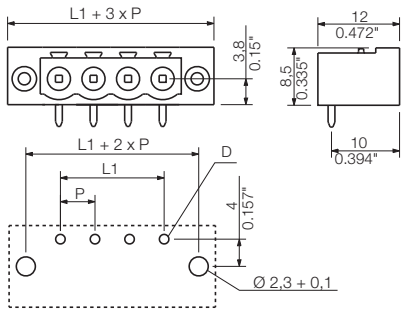


## Technical data

| In compliance with IEC 60664-1 / IEC 61984 | | | | |
|---|---|---|---|---|
| Clamping range, max. | mm² | | | |
| **Solid core H05(07) V-U** | **mm²** | | | |
| Stranded H07 V-R | | | | |
| Flexible H05(07) V-K | mm² | | | |
| Flexible with ferrule | mm² | | | |
| Ferrule with plastic collar | mm² | | | |
| Stripping length | mm | | | |
| Screwdriver blade | mm | | | |
| According to norm | | | | |
| Tightening torque range | Nm | | | |
| **Rated current, max.** | **A** | **20.5** | | **17.5** |
| At ambient temperature | | 20°C | | 40°C |
| For conductor cross-section | mm² | | | |
| Overvoltage category | | III | III | II |
| Pollution severity | | 3 | 2 | 2 |
| **Rated voltage** | **V** | **250** | **320** | **400** |
| Rated impulse voltage | kV | 4 | 4 | 4 |
| **UL / CUL (Use Group)** | | **B** | **C** | **D** |
| **Rated voltage** | **V** | **300** | | **300** |
| **Rated current** | **A** | **15** | | **10** |
| **AWG conductor** | **AWG** | | **-** | |
| **CSA (Use Group)** | | **B** | **C** | **D** |
| Rated voltage | V | 300 | | 300 |
| Rated current | A | 15 | | 10 |
| AWG conductor | AWG | | - | |
| **General data** | | | | |
| Type of insulation material | | PA GF | | |
| Flammability class UL 94 | | V-0 | | |
| Contact base material | | Copper alloy | | |
| Material of contact surface | | tinned | | |
| Pin dimensions = d | mm | 1.2, Octagonal | | |
| Solder eyelet Ø = D | mm | 1.3 | | |
| Solder eyelet Ø tolerance | mm | + 0,1 | | |

## Accessories

**Note:** Refer to the Accessories chapter for additional accessories.

| Coding | | Order No. |
|---|---|---|
|  | BLZ/SL KO OR | **1573010000** |
| | BLZ/SL KO SW | **1545710000** |
| **Partition element** | | |
|  | SL AT OR | **1598300000** |
| | SL AT SW | **1770240000** |
| **LED light guide** | | |
|  | SL FLA 1.5/1 | **1580100000** |
| | SL FLA 1.5/24 | **1595850000** |
| | SL FLA 2,3/1 | **1636670000** |
| | SL FLA 2,3/24 | **1636680000** |
| | SL FLA 3.8/1 | **1580110000** |
| | SL FLA 3.8/24 | **1595860000** |
| | SL FLA 9.0/1 | **1580120000** |
| | SL FLA 9.0/24 | **1595870000** |

## Ordering data

| Solder pin length | | | | 3.2 mm | 3.2 mm |
|---|---|---|---|---|---|
| Colour | | | | orange | black |
| **Pitch** | **5.08 mm** | | | | |
| **Pol.** | L1 | (inch) | **Qty.** | **Order No.** | **Order No.** |
| 2 | 5.08 | 0.200 | 100 | **1148610000** | **1150090000** |
| 3 | 10.16 | 0.400 | 100 | **1148640000** | **1150100000** |
| 4 | 15.24 | 0.600 | 100 | **1148680000** | **1150110000** |
| 5 | 20.32 | 0.800 | 50 | **1148710000** | **1150120000** |
| 6 | 25.40 | 1.000 | 50 | **1148740000** | **1150130000** |
| 7 | 30.48 | 1.200 | 50 | **1148780000** | **1150140000** |
| 8 | 35.56 | 1.400 | 50 | **1148810000** | **1150150000** |
| 9 | 40.64 | 1.600 | 50 | **1148840000** | **1150170000** |
| 10 | 45.72 | 1.800 | 50 | **1148880000** | **1150180000** |
| 11 | 50.80 | 2.000 | 50 | **1148910000** | **1150190000** |
| 12 | 55.88 | 2.200 | 50 | **1148940000** | **1150200000** |
| 13 | 60.96 | 2.400 | 50 | **1148980000** | **1150210000** |
| 14 | 66.04 | 2.600 | 50 | **1149010000** | **1150220000** |
| 15 | 71.12 | 2.800 | 50 | **1149040000** | **1150230000** |
| 16 | 76.20 | 3.000 | 50 | **1149080000** | **1150240000** |
| 17 | 81.28 | 3.200 | 20 | **1149110000** | **1150250000** |
| 18 | 86.36 | 3.400 | 20 | **1149140000** | **1150270000** |
| 19 | 91.44 | 3.600 | 20 | **1149180000** | **1150280000** |
| 20 | 96.52 | 3.800 | 20 | **1149210000** | **1150290000** |
| 21 | 101.60 | 4.000 | 20 | **1149240000** | **1150300000** |
| 22 | 106.68 | 4.200 | 20 | **1149280000** | **1150310000** |
| 23 | 111.76 | 4.400 | 20 | **1149310000** | **1150320000** |
| 24 | 116.84 | 4.600 | 20 | **1149340000** | **1150330000** |



«ЭЛЕКТРО-ПРОФИ» - http://www.ep.ru

## SL 5.08HC/../90LF

**with solder flange**



**Dimensioned drawing**

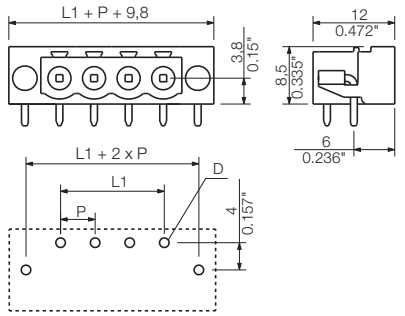


## Solder flange (LF)

Normally you use a pin header with fastening flanges (F) in combination with a screw from the rear side of the PCB to increase the fixation forces of the pin headers. The disadvantages are additional process steps that make the PCB mounting complex and cost intensive. The patented solder flange was designed to solve exactly this problem and find a simple and cheap solution. The additional solder pins substitute the present screw flanges and they get soldered together with the pin header. This terminates additional process steps and thus reduces production costs. The additional fixation protects the soldered connections from tensile strain and avoids permanent mechanical stress such as caused by the post-fastened screw forces.



## Ordering data

| Solder pin length | | | | 3.2 mm | 3.2 mm |
|---|---|---|---|---|---|
| Colour | | | | orange | black |
| **Pitch** | **5.08 mm** | | | | |
| **Pol.** | L1 | (inch) | **Qty.** | **Order No.** | **Order No.** |
| 2 | 5.08 | 0.200 | 100 | **1149380000** | **1150340000** |
| 3 | 10.16 | 0.400 | 100 | **1149410000** | **1150350000** |
| 4 | 15.24 | 0.600 | 100 | **1149440000** | **1150370000** |
| 5 | 20.32 | 0.800 | 50 | **1149480000** | **1150380000** |
| 6 | 25.40 | 1.000 | 50 | **1149510000** | **1150390000** |
| 7 | 30.48 | 1.200 | 50 | **1149540000** | **1150400000** |
| 8 | 35.56 | 1.400 | 50 | **1149580000** | **1150410000** |
| 9 | 40.64 | 1.600 | 50 | **1149610000** | **1150420000** |
| 10 | 45.72 | 1.800 | 50 | **1149640000** | **1150430000** |
| 11 | 50.80 | 2.000 | 50 | **1149680000** | **1150440000** |
| 12 | 55.88 | 2.200 | 50 | **1149710000** | **1150450000** |
| 13 | 60.96 | 2.400 | 50 | **1149740000** | **1150470000** |
| 14 | 66.04 | 2.600 | 50 | **1149780000** | **1150480000** |
| 15 | 71.12 | 2.800 | 50 | **1149810000** | **1150490000** |
| 16 | 76.20 | 3.000 | 50 | **1149840000** | **1150500000** |
| 17 | 81.28 | 3.200 | 20 | **1149880000** | **1150510000** |
| 18 | 86.36 | 3.400 | 20 | **1149910000** | **1150520000** |
| 19 | 91.44 | 3.600 | 20 | **1149940000** | **1150530000** |
| 20 | 96.52 | 3.800 | 20 | **1149980000** | **1150540000** |
| 21 | 101.60 | 4.000 | 20 | **1150000000** | **1150550000** |
| 22 | 106.68 | 4.200 | 20 | **1150020000** | **1150570000** |
| 23 | 111.76 | 4.400 | 20 | **1150040000** | **1150580000** |
| 24 | 116.84 | 4.600 | 20 | **1150070000** | **1150590000** |



«ЭЛЕКТРО-ПРОФИ» - http://www.ep.ru

# Connectors in 5.08 mm pitch
# Series BL/SL 5.08

## SL 5.08HC/../180



Male headers made from glass-fibre-reinforced plastic with 180° wire outlet; optimised for wave soldering, absolut dimension stable. The male headers can be manually coded or ordered as pre-coded headers.

- Available in open, closed (G), with screw flange (F) or with solder Flange (LF).
- The solder flange makes an additional screw-fixation to the PCB unnecessary and protects the solder joints against mechanical stress.

## Product data

IEC: 400 V / 20.5 A
UL: 300 V / 15 A

**For additional articles and information, refer to catalog.weidmueller.com**

**Note:**

- Additional colours on request
- Gold-plated contact surfaces on request
- Rated current related to rated cross-section and min. No. of poles.
- P on drg. = pitch
- Rated data refer only to the component itself. Clearance and creepage distances to other components are to be designed in accordance with the relevant application standards.

## SL 5.08HC/../180



**Dimensioned drawing**

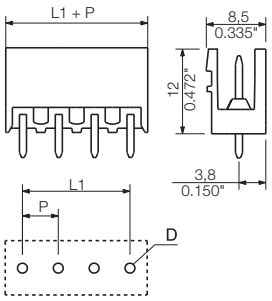


## Technical data

| In compliance with IEC 60664-1 / IEC 61984 | | | | |
|---|---|---|---|---|
| Clamping range, max. | mm² | | | |
| **Solid core H05(07) V-U** | **mm²** | | | |
| Stranded H07 V-R | | | | |
| Flexible H05(07) V-K | mm² | | | |
| Flexible with ferrule | mm² | | | |
| Ferrule with plastic collar | mm² | | | |
| Stripping length | mm | | | |
| Screwdriver blade | mm | | | |
| According to norm | | | | |
| Tightening torque range | Nm | | | |
| **Rated current, max.** | **A** | **20.5** | | **17.5** |
| At ambient temperature | | 20°C | | 40°C |
| For conductor cross-section | mm² | | | |
| Overvoltage category | | III | III | II |
| Pollution severity | | 3 | 2 | 2 |
| **Rated voltage** | **V** | **250** | **320** | **400** |
| Rated impulse voltage | kV | 4 | 4 | 4 |
| **UL / CUL (Use Group)** | | **B** | **C** | **D** |
| **Rated voltage** | **V** | **300** | | **300** |
| **Rated current** | **A** | **15** | | **10** |
| **AWG conductor** | **AWG** | | **-** | |
| **CSA (Use Group)** | | **B** | **C** | **D** |
| Rated voltage | V | 300 | | 300 |
| Rated current | A | 15 | | 10 |
| AWG conductor | AWG | | - | |
| **General data** | | | | |
| Type of insulation material | | PA GF | | |
| Flammability class UL 94 | | V-0 | | |
| Contact base material | | Copper alloy | | |
| Material of contact surface | | tinned | | |
| Pin dimensions = d | mm | 1.2, Octagonal | | |
| Solder eyelet Ø = D | mm | 1.3 | | |
| Solder eyelet Ø tolerance | mm | + 0,1 | | |

## Accessories

**Note:** Refer to the Accessories chapter for additional accessories.

| Coding | | Order No. |
|---|---|---|
|  | BLZ/SL KO OR | **1573010000** |
| | BLZ/SL KO SW | **1545710000** |
| **Partition element** | | |
|  | SL AT OR | **1598300000** |
| | SL AT SW | **1770240000** |
| **Mounting block** | | |
|  | SLA BB11R OR | **1604120000** |
| | SLA BB11R SW | **1692340000** |

## Ordering data

| Solder pin length | | | | 3.2 mm | 3.2 mm |
|---|---|---|---|---|---|
| Colour | | | | orange | black |
| **Pitch** | **5.08 mm** | | | | |
| **Pol.** | L1 | (inch) | **Qty.** | **Order No.** | **Order No.** |
| 2 | 5.08 | 0.200 | 100 | **1146320000** | **1148080000** |
| 3 | 10.16 | 0.400 | 100 | **1146340000** | **1148110000** |
| 4 | 15.24 | 0.600 | 100 | **1146380000** | **1148140000** |
| 5 | 20.32 | 0.800 | 50 | **1146410000** | **1148180000** |
| 6 | 25.40 | 1.000 | 50 | **1146450000** | **1148210000** |
| 7 | 30.48 | 1.200 | 50 | **1146470000** | **1148230000** |
| 8 | 35.56 | 1.400 | 50 | **1146490000** | **1148250000** |
| 9 | 40.64 | 1.600 | 50 | **1146510000** | **1148270000** |
| 10 | 45.72 | 1.800 | 50 | **1146530000** | **1148290000** |
| 11 | 50.80 | 2.000 | 50 | **1146550000** | **1148310000** |
| 12 | 55.88 | 2.200 | 50 | **1146570000** | **1148330000** |
| 13 | 60.96 | 2.400 | 50 | **1146580000** | **1148350000** |
| 14 | 66.04 | 2.600 | 50 | **1146590000** | **1148370000** |
| 15 | 71.12 | 2.800 | 50 | **1146600000** | **1148390000** |
| 16 | 76.20 | 3.000 | 50 | **1146610000** | **1148410000** |
| 17 | 81.28 | 3.200 | 20 | **1146620000** | **1148430000** |
| 18 | 86.36 | 3.400 | 20 | **1146630000** | **1148450000** |
| 19 | 91.44 | 3.600 | 20 | **1146640000** | **1148480000** |
| 20 | 96.52 | 3.800 | 20 | **1146650000** | **1148510000** |
| 21 | 101.60 | 4.000 | 20 | **1146680000** | **1148530000** |
| 22 | 106.68 | 4.200 | 20 | **1146690000** | **1148550000** |
| 23 | 111.76 | 4.400 | 20 | **1146700000** | **1148580000** |
| 24 | 116.84 | 4.600 | 20 | **1146710000** | **1148600000** |



«ЭЛЕКТРО-ПРОФИ» - http://www.ep.ru

## SL 5.08HC/../180G



**Dimensioned drawing**

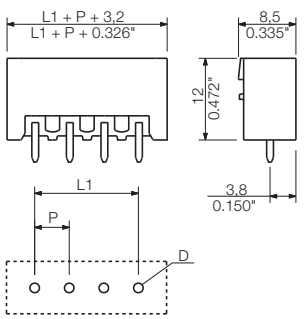


### Ordering data

| Solder pin length | | | | 3.2 mm | 3.2 mm |
|---|---|---|---|---|---|
| Colour | | | | orange | black |
| **Pitch** | **5.08 mm** | | | | |
| Pol. | L1 | (inch) | Qty. | Order No. | Order No. |
| 2 | 5.08 | 0.200 | 100 | **1146730000** | **1148630000** |
| 3 | 10.16 | 0.400 | 100 | **1146750000** | **1148670000** |
| 4 | 15.24 | 0.600 | 100 | **1146780000** | **1148700000** |
| 5 | 20.32 | 0.800 | 50 | **1146800000** | **1148730000** |
| 6 | 25.40 | 1.000 | 50 | **1146820000** | **1148770000** |
| 7 | 30.48 | 1.200 | 50 | **1146840000** | **1148800000** |
| 8 | 35.56 | 1.400 | 50 | **1146870000** | **1148830000** |
| 9 | 40.64 | 1.600 | 50 | **1146890000** | **1148870000** |
| 10 | 45.72 | 1.800 | 50 | **1146910000** | **1148900000** |
| 11 | 50.80 | 2.000 | 50 | **1146930000** | **1148930000** |
| 12 | 55.88 | 2.200 | 50 | **1146950000** | **1148970000** |
| 13 | 60.96 | 2.400 | 50 | **1146980000** | **1149000000** |
| 14 | 66.04 | 2.600 | 50 | **1147000000** | **1149030000** |
| 15 | 71.12 | 2.800 | 50 | **1147020000** | **1149070000** |
| 16 | 76.20 | 3.000 | 50 | **1147040000** | **1149100000** |
| 17 | 81.28 | 3.200 | 20 | **1147070000** | **1149130000** |
| 18 | 86.36 | 3.400 | 20 | **1147090000** | **1149170000** |
| 19 | 91.44 | 3.600 | 20 | **1147110000** | **1149200000** |
| 20 | 96.52 | 3.800 | 20 | **1147140000** | **1149230000** |
| 21 | 101.60 | 4.000 | 20 | **1147180000** | **1149270000** |
| 22 | 106.68 | 4.200 | 20 | **1147210000** | **1149300000** |
| 23 | 111.76 | 4.400 | 20 | **1147240000** | **1149330000** |
| 24 | 116.84 | 4.600 | 20 | **1147270000** | **1149370000** |

## SL 5.08HC/../180B



**Dimensioned drawing**

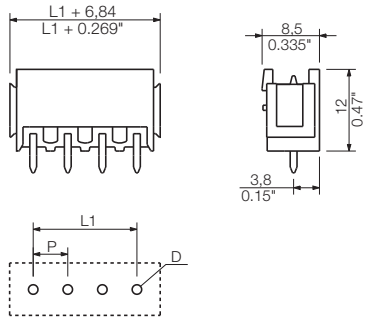


### Ordering data

| Solder pin length | | | | 3.2 mm | 3.2 mm |
|---|---|---|---|---|---|
| Colour | | | | orange | black |
| **Pitch** | **5.08 mm** | | | | |
| Pol. | L1 | (inch) | Qty. | Order No. | Order No. |
| 2 | 5.08 | 0.200 | 100 | **1147300000** | **1149400000** |
| 3 | 10.16 | 0.400 | 100 | **1147330000** | **1149430000** |
| 4 | 15.24 | 0.600 | 100 | **1147360000** | **1149470000** |
| 5 | 20.32 | 0.800 | 50 | **1147390000** | **1149500000** |
| 6 | 25.40 | 1.000 | 50 | **1147430000** | **1149530000** |
| 7 | 30.48 | 1.200 | 50 | **1147470000** | **1149570000** |
| 8 | 35.56 | 1.400 | 50 | **1147510000** | **1149600000** |
| 9 | 40.64 | 1.600 | 50 | **1147540000** | **1149630000** |
| 10 | 45.72 | 1.800 | 50 | **1147580000** | **1149670000** |
| 11 | 50.80 | 2.000 | 50 | **1147610000** | **1149700000** |
| 12 | 55.88 | 2.200 | 50 | **1147640000** | **1149730000** |
| 13 | 60.96 | 2.400 | 50 | **1147670000** | **1149770000** |
| 14 | 66.04 | 2.600 | 50 | **1147710000** | **1149800000** |
| 15 | 71.12 | 2.800 | 50 | **1147730000** | **1149830000** |
| 16 | 76.20 | 3.000 | 50 | **1147770000** | **1149870000** |
| 17 | 81.28 | 3.200 | 20 | **1147800000** | **1149900000** |
| 18 | 86.36 | 3.400 | 20 | **1147830000** | **1149930000** |
| 19 | 91.44 | 3.600 | 20 | **1147870000** | **1149970000** |
| 20 | 96.52 | 3.800 | 20 | **1147900000** | **1149990000** |
| 21 | 101.60 | 4.000 | 20 | **1147930000** | **1150010000** |
| 22 | 106.68 | 4.200 | 20 | **1147970000** | **1150030000** |
| 23 | 111.76 | 4.400 | 20 | **1148010000** | **1150050000** |
| 24 | 116.84 | 4.600 | 20 | **1148040000** | **1150080000** |



«ЭЛЕКТРО-ПРОФИ» - http://www.ep.ru

# Connectors in 5.08 mm pitch
# Series BL/SL 5.08

## SL 5.08HC/../180



Male headers made from glass-fibre-reinforced plastic with 180° wire outlet; optimised for wave soldering, absolut dimension stable. The male headers can be manually coded or ordered as pre-coded headers.

- Available in open, closed (G), with screw flange (F) or with solder Flange (LF).
- The solder flange makes an additional screw-fixation to the PCB unnecessary and protects the solder joints against mechanical stress.

## Product data

IEC: 400 V / 20.5 A
UL: 300 V / 15 A

**For additional articles and information, refer to catalog.weidmueller.com**

**Note:**

- Additional colours on request
- Gold-plated contact surfaces on request
- Rated current related to rated cross-section and min. No. of poles.
- P on drg. = pitch
- Rated data refer only to the component itself. Clearance and creepage distances to other components are to be designed in accordance with the relevant application standards.

## SL 5.08HC/../180F



**Dimensioned drawing**

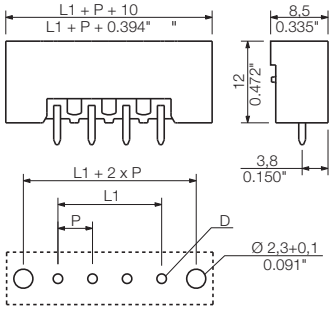


## Technical data

| In compliance with IEC 60664-1 / IEC 61984 | | | | |
|---|---|---|---|---|
| Clamping range, max. | mm² | | | |
| **Solid core H05(07) V-U** | **mm²** | | | |
| Stranded H07 V-R | | | | |
| Flexible H05(07) V-K | mm² | | | |
| Flexible with ferrule | mm² | | | |
| Ferrule with plastic collar | mm² | | | |
| Stripping length | mm | | | |
| Screwdriver blade | mm | | | |
| According to norm | | | | |
| Tightening torque range | Nm | | | |
| **Rated current, max.** | **A** | **20.5** | | **17.5** |
| At ambient temperature | | 20°C | | 40°C |
| For conductor cross-section | mm² | | | |
| Overvoltage category | | III | III | II |
| Pollution severity | | 3 | 2 | 2 |
| **Rated voltage** | **V** | **250** | **320** | **400** |
| Rated impulse voltage | kV | 4 | 4 | 4 |
| **UL / CUL (Use Group)** | | **B** | **C** | **D** |
| **Rated voltage** | **V** | **300** | | **300** |
| **Rated current** | **A** | **15** | | **10** |
| **AWG conductor** | **AWG** | | **-** | |
| **CSA (Use Group)** | | **B** | **C** | **D** |
| Rated voltage | V | 300 | | 300 |
| Rated current | A | 15 | | 10 |
| AWG conductor | AWG | | - | |
| **General data** | | | | |
| Type of insulation material | | PA GF | | |
| Flammability class UL 94 | | V-0 | | |
| Contact base material | | Copper alloy | | |
| Material of contact surface | | tinned | | |
| Pin dimensions = d | mm | 1.2, Octagonal | | |
| Solder eyelet Ø = D | mm | 1.3 | | |
| Solder eyelet Ø tolerance | mm | + 0,1 | | |

## Accessories

**Note:** Refer to the Accessories chapter for additional accessories.

| Coding | | Order No. |
|---|---|---|
|  | BLZ/SL KO OR | **1573010000** |
| | BLZ/SL KO SW | **1545710000** |
| **Partition element** | | |
|  | SL AT OR | **1598300000** |
| | SL AT SW | **1770240000** |

## Ordering data

| Solder pin length | | | | 3.2 mm | 3.2 mm |
|---|---|---|---|---|---|
| Colour | | | | orange | black |
| **Pitch** | **5.08 mm** | | | | |
| **Pol.** | L1 | (inch) | **Qty.** | **Order No.** | **Order No.** |
| 2 | 5.08 | 0.200 | 100 | **1147130000** | **1148490000** |
| 3 | 10.16 | 0.400 | 100 | **1147170000** | **1148520000** |
| 4 | 15.24 | 0.600 | 100 | **1147200000** | **1148540000** |
| 5 | 20.32 | 0.800 | 50 | **1147230000** | **1148570000** |
| 6 | 25.40 | 1.000 | 50 | **1147260000** | **1148590000** |
| 7 | 30.48 | 1.200 | 50 | **1147290000** | **1148620000** |
| 8 | 35.56 | 1.400 | 50 | **1147320000** | **1148650000** |
| 9 | 40.64 | 1.600 | 50 | **1147350000** | **1148690000** |
| 10 | 45.72 | 1.800 | 50 | **1147380000** | **1148720000** |
| 11 | 50.80 | 2.000 | 50 | **1147410000** | **1148750000** |
| 12 | 55.88 | 2.200 | 50 | **1147440000** | **1148790000** |
| 13 | 60.96 | 2.400 | 50 | **1147480000** | **1148820000** |
| 14 | 66.04 | 2.600 | 50 | **1147520000** | **1148850000** |
| 15 | 71.12 | 2.800 | 50 | **1147550000** | **1148890000** |
| 16 | 76.20 | 3.000 | 50 | **1147590000** | **1148920000** |
| 17 | 81.28 | 3.200 | 20 | **1147620000** | **1148950000** |
| 18 | 86.36 | 3.400 | 20 | **1147650000** | **1148990000** |
| 19 | 91.44 | 3.600 | 20 | **1147690000** | **1149020000** |
| 20 | 96.52 | 3.800 | 20 | **1147720000** | **1149050000** |
| 21 | 101.60 | 4.000 | 20 | **1147750000** | **1149090000** |
| 22 | 106.68 | 4.200 | 20 | **1147790000** | **1149120000** |
| 23 | 111.76 | 4.400 | 20 | **1147820000** | **1149150000** |
| 24 | 116.84 | 4.600 | 20 | **1147850000** | **1149190000** |



«ЭЛЕКТРО-ПРОФИ» - http://www.ep.ru

## SL 5.08HC/../180LF

**with solder flange**



**Dimensioned drawing**

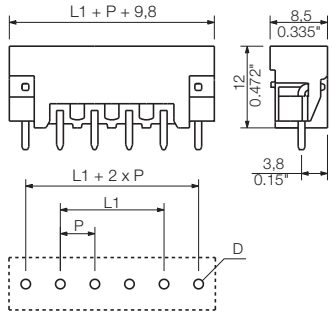


## Solder flange (LF)

Normally you use a pin header with fastening flanges (F) in combination with a screw from the rear side of the PCB to increase the fixation forces of the pin headers. The disadvantages are additional process steps that make the PCB mounting complex and cost intensive. The patented solder flange was designed to solve exactly this problem and find a simple and cheap solution. The additional solder pins substitute the present screw flanges and they get soldered together with the pin header. This terminates additional process steps and thus reduces production costs. The additional fixation protects the soldered connections from tensile strain and avoids permanent mechanical stress such as caused by the post-fastened screw forces.



## Ordering data

| Solder pin length | | | | 3.2 mm | 3.2 mm |
|---|---|---|---|---|---|
| Colour | | | | orange | black |
| **Pitch** | **5.08 mm** | | | | |
| **Pol.** | L1 | (inch) | **Qty.** | **Order No.** | **Order No.** |
| 2 | 5.08 | 0.200 | 100 | **1147890000** | **1149220000** |
| 3 | 10.16 | 0.400 | 100 | **1147920000** | **1149250000** |
| 4 | 15.24 | 0.600 | 100 | **1147950000** | **1149290000** |
| 5 | 20.32 | 0.800 | 50 | **1147990000** | **1149320000** |
| 6 | 25.40 | 1.000 | 50 | **1148020000** | **1149350000** |
| 7 | 30.48 | 1.200 | 50 | **1148050000** | **1149390000** |
| 8 | 35.56 | 1.400 | 50 | **1148090000** | **1149420000** |
| 9 | 40.64 | 1.600 | 50 | **1148120000** | **1149450000** |
| 10 | 45.72 | 1.800 | 50 | **1148150000** | **1149490000** |
| 11 | 50.80 | 2.000 | 50 | **1148190000** | **1149520000** |
| 12 | 55.88 | 2.200 | 50 | **1148220000** | **1149550000** |
| 13 | 60.96 | 2.400 | 50 | **1148240000** | **1149590000** |
| 14 | 66.04 | 2.600 | 50 | **1148260000** | **1149620000** |
| 15 | 71.12 | 2.800 | 50 | **1148280000** | **1149650000** |
| 16 | 76.20 | 3.000 | 50 | **1148300000** | **1149690000** |
| 17 | 81.28 | 3.200 | 20 | **1148320000** | **1149720000** |
| 18 | 86.36 | 3.400 | 20 | **1148340000** | **1149750000** |
| 19 | 91.44 | 3.600 | 20 | **1148360000** | **1149790000** |
| 20 | 96.52 | 3.800 | 20 | **1148380000** | **1149820000** |
| 21 | 101.60 | 4.000 | 20 | **1148400000** | **1149850000** |
| 22 | 106.68 | 4.200 | 20 | **1148420000** | **1149890000** |
| 23 | 111.76 | 4.400 | 20 | **1148440000** | **1149920000** |
| 24 | 116.84 | 4.600 | 20 | **1148470000** | **1149950000** |



«ЭЛЕКТРО-ПРОФИ» - http://www.ep.ru

# Connectors in 5.08 mm pitch
# Series BL/SL 5.08

## SLD 5.08V/../90 & 180



Double-level male header optimised for wave soldering. The connection levels are offset and designed for a female plug with screw- or PUSH IN wire connect. All male headers can be manually coded or ordered as pre-coded headers.

## Product data

IEC: 400 V / 17
UL: 300 V / 10 A

**For additional articles and information, refer to catalog.weidmueller.com**

**Note:**

- Additional colours on request
- Rated current related to rated cross-section and min. No. of poles.
- Spacing between rows: see hole layout
- P on drg. = pitch
- Rated data refer only to the component itself. Clearance and creepage distances to other components are to be designed in accordance with the relevant application standards.

## SLD 5.08V/90



**Dimensioned drawing**

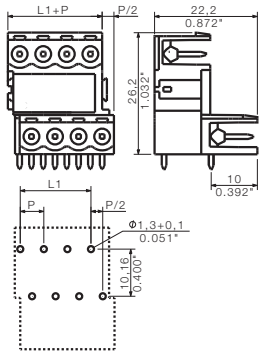


## Technical data

| In compliance with IEC 60664-1 / IEC 61984 | | | | |
|---|---|---|---|---|
| Clamping range, max. | mm² | | | |
| **Solid core H05(07) V-U** | **mm²** | | | |
| Stranded H07 V-R | | | | |
| Flexible H05(07) V-K | mm² | | | |
| Flexible with ferrule | mm² | | | |
| Ferrule with plastic collar | mm² | | | |
| Stripping length | mm | | | |
| Screwdriver blade | mm | | | |
| According to norm | | | | |
| Tightening torque range | Nm | | | |
| **Rated current, max.** | **A** | **17** | | **15** |
| At ambient temperature | | 20°C | | 40°C |
| For conductor cross-section | mm² | | | |
| Overvoltage category | | III | III | II |
| Pollution severity | | 3 | 2 | 2 |
| **Rated voltage** | **V** | **250** | **320** | **400** |
| Rated impulse voltage | kV | 4 | 4 | 4 |
| **UL / CUL (Use Group)** | | **B** | **C** | **D** |
| **Rated voltage** | **V** | **300** | | **300** |
| **Rated current** | **A** | **10** | | **10** |
| **AWG conductor** | **AWG** | | - | |
| **CSA (Use Group)** | | **B** | **C** | **D** |
| Rated voltage | V | 300 | | 300 |
| Rated current | A | 10 | | 10 |
| AWG conductor | AWG | | - | |
| **General data** | | | | |
| Type of insulation material | | PBT | | |
| Flammability class UL 94 | | V-0 | | |
| Contact base material | | CuSn | | |
| Material of contact surface | | tinned | | |
| Pin dimensions = d | mm | 1.2, Octagonal | | |
| Solder eyelet Ø = D | mm | 1.3 | | |
| Solder eyelet Ø tolerance | mm | + 0,1 | | |

## Accessories

**Note:** Refer to the Accessories chapter for additional accessories.

| Mounting block | | Order No. |
|---|---|---|
|  | SLA BB14 OR | **1594200000** |
| | SLA BB14 SW | **1774460000** |
| **Coding** | | |
|  | BLZ/SL KO OR | **1573010000** |
| | BLZ/SL KO SW | **1545710000** |
| **Partition element** | | |
|  | SL AT OR | **1598300000** |
| | SL AT SW | **1770240000** |

## Ordering data

| Solder pin length | | | | 3.2 mm |
|---|---|---|---|---|
| Colour | | | | orange |
| **Pitch** | **5.08 mm** | | | |
| **Pol.** | L1 | (inch) | **Qty.** | **Order No.** |
| 4 | 5.08 | 0.200 | 50 | **1725170000** |
| 6 | 10.16 | 0.400 | 50 | **1725180000** |
| 8 | 15.24 | 0.600 | 50 | **1725190000** |
| 10 | 20.32 | 0.800 | 50 | **1725200000** |
| 12 | 25.40 | 1.000 | 50 | **1725210000** |
| 14 | 30.48 | 1.200 | 20 | **1725220000** |
| 16 | 35.56 | 1.400 | 20 | **1725230000** |
| 18 | 40.64 | 1.600 | 20 | **1725240000** |
| 20 | 45.72 | 1.800 | 20 | **1725250000** |
| 22 | 50.80 | 2.000 | 10 | **1725260000** |
| 24 | 55.88 | 2.200 | 10 | **1725270000** |
| 26 | 60.96 | 2.400 | 10 | **1725280000** |
| 28 | 66.04 | 2.600 | 10 | **1725290000** |
| 30 | 71.12 | 2.800 | 10 | **1725300000** |
| 32 | 76.20 | 3.000 | 10 | **1725310000** |
| 34 | 81.28 | 3.200 | 10 | **1725320000** |
| 36 | 86.36 | 3.400 | 10 | **1725330000** |
| 38 | 91.44 | 3.600 | 10 | **1725340000** |
| 40 | 96.52 | 3.800 | 10 | **1725350000** |
| 42 | 101.60 | 4.000 | 10 | **1725360000** |
| 44 | 106.68 | 4.200 | 10 | **1725370000** |
| 46 | 111.76 | 4.400 | 10 | **1725380000** |
| 48 | 116.84 | 4.600 | 10 | **1725390000** |



«ЭЛЕКТРО-ПРОФИ» - http://www.ep.ru

## SLD 5.08V/180



**Dimensioned drawing**

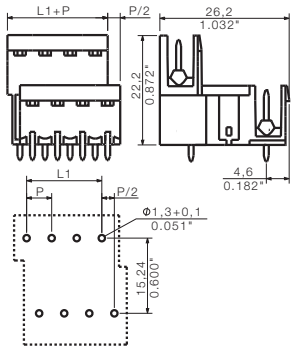


## Ordering data

| Solder pin length | | | | 3.2 mm |
|---|---|---|---|---|
| Colour | | | | orange |
| **Pitch** | **5.08 mm** | | | |
| **Pol.** | L1 | (inch) | **Qty.** | **Order No.** |
| 4 | 5.08 | 0.200 | 50 | **1725650000** |
| 6 | 10.16 | 0.400 | 50 | **1725660000** |
| 8 | 15.24 | 0.600 | 50 | **1725670000** |
| 10 | 20.32 | 0.800 | 50 | **1725680000** |
| 12 | 25.40 | 1.000 | 50 | **1725690000** |
| 14 | 30.48 | 1.200 | 20 | **1725700000** |
| 16 | 35.56 | 1.400 | 20 | **1725710000** |
| 18 | 40.64 | 1.600 | 20 | **1725720000** |
| 20 | 45.72 | 1.800 | 20 | **1725730000** |
| 22 | 50.80 | 2.000 | 10 | **1725740000** |
| 24 | 55.88 | 2.200 | 10 | **1725750000** |
| 26 | 60.96 | 2.400 | 10 | **1725760000** |
| 28 | 66.04 | 2.600 | 10 | **1725770000** |
| 30 | 71.12 | 2.800 | 10 | **1725780000** |
| 32 | 76.20 | 3.000 | 10 | **1725790000** |
| 34 | 81.28 | 3.200 | 10 | **1725800000** |
| 36 | 86.36 | 3.400 | 10 | **1725810000** |
| 38 | 91.44 | 3.600 | 10 | **1725820000** |
| 40 | 96.52 | 3.800 | 10 | **1725830000** |
| 42 | 101.60 | 4.000 | 10 | **1725840000** |
| 44 | 106.68 | 4.200 | 10 | **1725850000** |
| 46 | 111.76 | 4.400 | 10 | **1725860000** |
| 48 | 116.84 | 4.600 | 10 | **1725870000** |



«ЭЛЕКТРО-ПРОФИ» - http://www.ep.ru

# Connectors in 5.08 mm pitch
# Series BL/SL 5.08

## SLD 5.08/../90 & 180



Double-level male header optimised for wave soldering. The connections are at the same level – with access that is flush over the front board. The male headers can be manually coded or ordered as pre-coded headers.

## Product data

IEC: 400 V / 11 A
UL: 300 V / 10 A

**For additional articles and information, refer to catalog.weidmueller.com**

**Note:**
- Additional colours on request
- Rated current related to rated cross-section and min. No. of poles.
- Spacing between rows: see hole layout
- P on drg. = pitch
- Rated data refer only to the component itself. Clearance and creepage distances to other components are to be designed in accordance with the relevant application standards.

## SLD 5.08/../90G



**Dimensioned drawing**

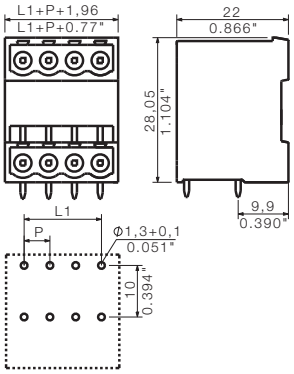


## Technical data

| In compliance with IEC 60664-1 / IEC 61984 | | | | |
|---|---|---|---|---|
| Clamping range, max. | mm² | | | |
| **Solid core H05(07) V-U** | **mm²** | | | |
| Stranded H07 V-R | | | | |
| Flexible H05(07) V-K | mm² | | | |
| Flexible with ferrule | mm² | | | |
| Ferrule with plastic collar | mm² | | | |
| Stripping length | mm | | | |
| Screwdriver blade | mm | | | |
| According to norm | | | | |
| Tightening torque range | Nm | | | |
| **Rated current, max.** | **A** | **11** | | **9.5** |
| At ambient temperature | | 20°C | | 40°C |
| For conductor cross-section | mm² | | | |
| Overvoltage category | | III | III | II |
| Pollution severity | | 3 | 2 | 2 |
| **Rated voltage** | **V** | **250** | **320** | **400** |
| Rated impulse voltage | kV | 4 | 4 | 4 |
| **UL / CUL (Use Group)** | | **B** | **C** | **D** |
| **Rated voltage** | **V** | **300** | | **300** |
| **Rated current** | **A** | **10** | | **10** |
| **AWG conductor** | **AWG** | | - | |
| **CSA (Use Group)** | | **B** | **C** | **D** |
| Rated voltage | V | 300 | | 300 |
| Rated current | A | 10 | | 10 |
| AWG conductor | AWG | | - | |
| **General data** | | | | |
| Type of insulation material | | | PBT | |
| Flammability class UL 94 | | | V-0 | |
| Contact base material | | | CuSn | |
| Material of contact surface | | | tinned | |
| Pin dimensions = d | mm | | 1.2, Octagonal | |
| Solder eyelet Ø = D | mm | | 1.3 | |
| Solder eyelet Ø tolerance | mm | | + 0,1 | |

## Accessories

**Note:** Refer to the Accessories chapter for additional accessories.

| Coding | | Order No. |
|---|---|---|
|  | BLZ/SL KO OR | **1573010000** |
| | BLZ/SL KO SW | **1545710000** |
| **Partition element** | | |
|  | SL AT OR | **1598300000** |
| | SL AT SW | **1770240000** |

## Ordering data

| Solder pin length | | | | 3.2 mm |
|---|---|---|---|---|
| Colour | | | | orange |
| **Pitch** | **5.08 mm** | | | |
| **Pol.** | L1 | (inch) | **Qty.** | **Order No.** |
| 4 | 5.08 | 0.200 | 50 | **1601790000** |
| 6 | 10.16 | 0.400 | 50 | **1601800000** |
| 8 | 15.24 | 0.600 | 50 | **1601810000** |
| 10 | 20.32 | 0.800 | 50 | **1601820000** |
| 12 | 25.40 | 1.000 | 50 | **1601830000** |
| 14 | 30.48 | 1.200 | 20 | **1601840000** |
| 16 | 35.56 | 1.400 | 20 | **1601850000** |
| 18 | 40.64 | 1.600 | 20 | **1601860000** |
| 20 | 45.72 | 1.800 | 20 | **1601870000** |
| 22 | 50.80 | 2.000 | 10 | **1601880000** |
| 24 | 55.88 | 2.200 | 10 | **1601890000** |
| 26 | 60.96 | 2.400 | 10 | **1601900000** |
| 28 | 66.04 | 2.600 | 10 | **1601910000** |
| 30 | 71.12 | 2.800 | 10 | **1601920000** |
| 32 | 76.20 | 3.000 | 10 | **1601930000** |
| 34 | 81.28 | 3.200 | 10 | **1601940000** |
| 36 | 86.36 | 3.400 | 10 | **1601950000** |
| 38 | 91.44 | 3.600 | 10 | **1601960000** |
| 40 | 96.52 | 3.800 | 10 | **1601970000** |
| 42 | 101.60 | 4.000 | 10 | **1601980000** |
| 44 | 106.68 | 4.200 | 10 | **1601990000** |
| 46 | 111.76 | 4.400 | 10 | **1602000000** |
| 48 | 116.84 | 4.600 | 10 | **1602010000** |



«ЭЛЕКТРО-ПРОФИ» - http://www.ep.ru

## SLD 5.08/../180G



**Dimensioned drawing**

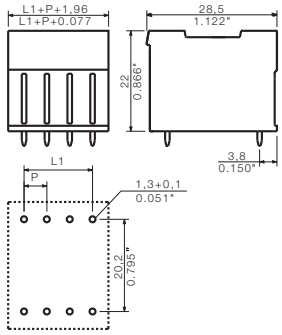


## Ordering data

| Solder pin length | | | | 3.2 mm |
|---|---|---|---|---|
| Colour | | | | orange |
| **Pitch** | **5.08 mm** | | | |
| **Pol.** | L1 | (inch) | **Qty.** | **Order No.** |
| 4 | 5.08 | 0.200 | 50 | **1602390000** |
| 6 | 10.16 | 0.400 | 50 | **1602400000** |
| 8 | 15.24 | 0.600 | 50 | **1602410000** |
| 10 | 20.32 | 0.800 | 50 | **1602420000** |
| 12 | 25.40 | 1.000 | 50 | **1602430000** |
| 14 | 30.48 | 1.200 | 20 | **1602440000** |
| 16 | 35.56 | 1.400 | 20 | **1602450000** |
| 18 | 40.64 | 1.600 | 20 | **1602460000** |
| 20 | 45.72 | 1.800 | 20 | **1602470000** |
| 22 | 50.80 | 2.000 | 10 | **1602480000** |
| 24 | 55.88 | 2.200 | 10 | **1602490000** |
| 26 | 60.96 | 2.400 | 10 | **1602500000** |
| 28 | 66.04 | 2.600 | 10 | **1602510000** |
| 30 | 71.12 | 2.800 | 10 | **1602520000** |
| 32 | 76.20 | 3.000 | 10 | **1602530000** |
| 34 | 81.28 | 3.200 | 10 | **1602540000** |
| 36 | 86.36 | 3.400 | 10 | **1602550000** |
| 38 | 91.44 | 3.600 | 10 | **1602560000** |
| 40 | 96.52 | 3.800 | 10 | **1602570000** |
| 42 | 101.60 | 4.000 | 10 | **1602580000** |
| 44 | 106.68 | 4.200 | 10 | **1602590000** |
| 46 | 111.76 | 4.400 | 10 | **1602600000** |
| 48 | 116.84 | 4.600 | 10 | **1602610000** |



«ЭЛЕКТРО-ПРОФИ» - http://www.ep.ru

# Connectors in 5.08 mm pitch
# Series BL/SL 5.08

## SLDF 5.08 L/F ..



Feed-through male connector with optional locking function, for mounting on front plate. Internal connection as flat-blade or solder connection. All male headers can be manually coded or ordered as pre-coded headers.

## Product data

IEC: 400 V / 15
UL: 300 V / 10 A

**For additional articles and information, refer to catalog.weidmueller.com**

**Note:**

- Additional colours on request
- Rated current related to rated cross-section and min. No. of poles.
- Solder connection for solid and flexible wires up to 2.5 mm² with insulating/shrink-wrap sleeve, or with 2.8 mm flat blade receptacles with insulated sleeves to DIN IEC 760
- P on drg. = pitch
- Rated data refer only to the component itself. Clearance and creepage distances to other components are to be designed in accordance with the relevant application standards.

## SLDF 5.08 L/F ..



**Dimensioned drawing**

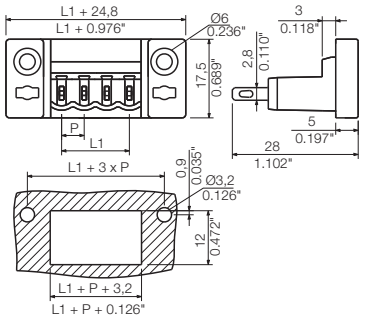


## Technical data

| In compliance with IEC 60664-1 / IEC 61984 | | | | |
|---|---|---|---|---|
| Clamping range, max. | mm² | | | |
| **Solid core H05(07) V-U** | **mm²** | | | |
| Stranded H07 V-R | | | | |
| Flexible H05(07) V-K | mm² | | | |
| Flexible with ferrule | mm² | | | |
| Ferrule with plastic collar | mm² | | | |
| Stripping length | mm | | | |
| Screwdriver blade | mm | | | |
| According to norm | | | | |
| Tightening torque range | Nm | | | |
| **Rated current, max.** | **A** | **15** | | **13** |
| At ambient temperature | | 20°C | | 40°C |
| For conductor cross-section | mm² | | | |
| Overvoltage category | | III | III | II |
| Pollution severity | | 3 | 2 | 2 |
| **Rated voltage** | **V** | **250** | **320** | **400** |
| Rated impulse voltage | kV | 4 | 4 | 4 |
| **UL / CUL (Use Group)** | | **B** | **C** | **D** |
| **Rated voltage** | **V** | **300** | | **300** |
| **Rated current** | **A** | **10** | | **10** |
| **AWG conductor** | **AWG** | | **-** | |
| **CSA (Use Group)** | | **B** | **C** | **D** |
| Rated voltage | V | 300 | | 300 |
| Rated current | A | 10 | | 10 |
| AWG conductor | AWG | | - | |
| **General data** | | | | |
| Type of insulation material | | | PBT | |
| Flammability class UL 94 | | | V-0 | |
| Contact base material | | | CuSn | |
| Material of contact surface | | | tinned | |
| Pin dimensions = d | mm | | | |
| Solder eyelet Ø = D | mm | | | |
| Solder eyelet Ø tolerance | mm | | | |

## Accessories

**Note:** Refer to the Accessories chapter for additional accessories.

| Coding | | Order No. |
|---|---|---|
|  | BLZ/SL KO OR | **1573010000** |
| | BLZ/SL KO SW | **1545710000** |
| **Partition element** | | |
|  | SL AT OR | **1598300000** |
| | SL AT SW | **1770240000** |
| **Interlock** | | |
|  | SLDF VR | **1599120000** |

## Ordering data

**Solder pin length**

**Colour** **orange**

**Pitch 5.08 mm**

| Pol. | L1 | (inch) | Qty. | Order No. |
|---|---|---|---|---|
| 2 | 5.08 | 0.200 | 100 | **1599130000** |
| 3 | 10.16 | 0.400 | 100 | **1599140000** |
| 4 | 15.24 | 0.600 | 100 | **1599150000** |
| 5 | 20.32 | 0.800 | 50 | **1599160000** |
| 6 | 25.40 | 1.000 | 50 | **1599170000** |
| 7 | 30.48 | 1.200 | 50 | **1599180000** |
| 8 | 35.56 | 1.400 | 50 | **1599190000** |
| 9 | 40.64 | 1.600 | 50 | **1599200000** |
| 10 | 45.72 | 1.800 | 50 | **1599210000** |
| 11 | 50.80 | 2.000 | 50 | **1599220000** |
| 12 | 55.88 | 2.200 | 50 | **1599230000** |
| 13 | 60.96 | 2.400 | 50 | **1599240000** |
| 14 | 66.04 | 2.600 | 50 | **1599250000** |
| 15 | 71.12 | 2.800 | 50 | **1599260000** |
| 16 | 76.20 | 3.000 | 50 | **1599270000** |



«ЭЛЕКТРО-ПРОФИ» - http://www.ep.ru

«ЭЛЕКТРО-ПРОФИ» - http://www.ep.ru

# Connectors in 5.08 mm pitch
# Series BL/SL 5.08

## SLS 5.08/../180



Male plug with clamping-yoke screw connection and straight wire outlet. The male plug provides space for labelling and can be coded.

- SLS 5.08 F & BLZP 5.08 F for wire-to-wire applications.
- SLS 5.08 FI & BLL 5.08 FI for board-to-wire connections.
- Folded steel clamping yoke accommodates the connected wire and compensates for temperature fluctuations
- Available in standard, with flange receptacle (F) or with screw flange (FI).

## Product data

IEC: 400 V / 21.5 A / 0.2 - 2.5 mm²
UL: 300 V / 15 A / AWG 26 - 12

**For additional articles and information, refer to catalog.weidmueller.com**

**Note:**

- Additional colours on request
- Rated current related to rated cross-section and min. No. of poles.
- Wire end ferrule without plastic collar to DIN 46228/1
- Wire end ferrule with plastic collar to DIN 46228/4
- P on drg. = pitch
- Rated data refer only to the component itself. Clearance and creepage distances to other components are to be designed in accordance with the relevant application standards.

## SLS 5.08/../180B



**Dimensioned drawing**

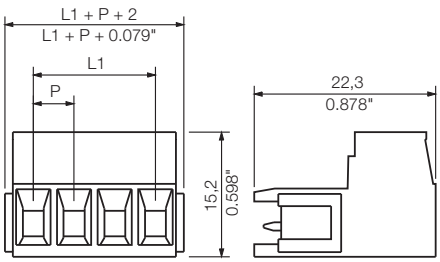


## Technical data

| In compliance with IEC 60664-1 / IEC 61984 | | | | |
|---|---|---|---|---|
| Clamping range, max. | mm² | 0.13...3.31 | | |
| **Solid core H05(07) V-U** | **mm²** | **0.2...2.5** | | |
| Stranded H07 V-R | | | | |
| Flexible H05(07) V-K | mm² | 0.2...2.5 | | |
| Flexible with ferrule | mm² | 0.2...2.5 | | |
| Ferrule with plastic collar | mm² | 0.2...2.5 | | |
| Stripping length | mm | 7 | | |
| Screwdriver blade | mm | | | |
| According to norm | | | | |
| Tightening torque range | Nm | 0.4...0.5 | | |
| **Rated current, max.** | **A** | **21.5** | | **18** |
| At ambient temperature | | 20°C | | 40°C |
| For conductor cross-section | mm² | | | |
| Overvoltage category | | III | III | II |
| Pollution severity | | 3 | 2 | 2 |
| **Rated voltage** | **V** | **250** | **320** | **400** |
| Rated impulse voltage | kV | 4 | 4 | 4 |
| **UL / CUL (Use Group)** | | **B** | **C** | **D** |
| **Rated voltage** | **V** | **300** | | **300** |
| **Rated current** | **A** | **15** | | **10** |
| **AWG conductor** | **AWG** | | **26-12** | |
| **CSA (Use Group)** | | **B** | **C** | **D** |
| Rated voltage | V | 300 | | 300 |
| Rated current | A | 15 | | 10 |
| AWG conductor | AWG | | 26-12 | |
| **General data** | | | | |
| Type of insulation material | | | PBT | |
| Flammability class UL 94 | | | V-0 | |
| Contact base material | | | CuSn | |
| Material of contact surface | | | tinned | |
| Pin dimensions = d | mm | | | |
| Solder eyelet Ø = D | mm | | | |
| Solder eyelet Ø tolerance | mm | | | |

## Accessories

**Note:** Refer to the Accessories chapter for additional accessories.

| Strain relief | | Order No. |
|---|---|---|
|  | BLZ 5.08 ZE4 OR | **1652110000** |
| | BLZ 5.08 ZE4 SW | **1652130000** |
| | BLZ 5.08 ZE8 OR | **1652050000** |
| | BLZ 5.08 ZE8 SW | **1652070000** |
| **Coding** | | |
|  | BLZ/SL KO OR | **1573010000** |
| | BLZ/SL KO SW | **1545710000** |
| **Screwdriver** | | |
|  | SD 0,6x3,5x100 | **9008330000** |
| | SDI 0,6x3,5x100 | **9008390000** |
| **Partition element** | | |
|  | SL AT OR | **1598300000** |
| | SL AT SW | **1770240000** |
| **Mounting block** | | |
|  | SLA BB11R OR | **1604120000** |
| | SLA BB11R SW | **1692340000** |

## Ordering data

**Solder pin length**

**Colour** orange

**Pitch 5.08 mm**

| Pol. | L1 | (inch) | Qty. | Order No. |
|---|---|---|---|---|
| 2 | 5.08 | 0.200 | 100 | **1627240000** |
| 3 | 10.16 | 0.400 | 100 | **1627250000** |
| 4 | 15.24 | 0.600 | 100 | **1627260000** |
| 5 | 20.32 | 0.800 | 50 | **1627270000** |
| 6 | 25.40 | 1.000 | 50 | **1627280000** |
| 7 | 30.48 | 1.200 | 50 | **1627290000** |
| 8 | 35.56 | 1.400 | 50 | **1627300000** |
| 9 | 40.64 | 1.600 | 50 | **1627310000** |
| 10 | 45.72 | 1.800 | 50 | **1627320000** |
| 11 | 50.80 | 2.000 | 50 | **1627330000** |
| 12 | 55.88 | 2.200 | 50 | **1627340000** |
| 13 | 60.96 | 2.400 | 50 | **1627350000** |
| 14 | 66.04 | 2.600 | 50 | **1627360000** |
| 15 | 71.12 | 2.800 | 50 | **1627370000** |
| 16 | 76.20 | 3.000 | 50 | **1627380000** |
| 17 | 81.28 | 3.200 | 20 | **1645150000** |
| 18 | 86.36 | 3.400 | 20 | **1645160000** |
| 19 | 91.44 | 3.600 | 20 | **1645170000** |
| 20 | 96.52 | 3.800 | 20 | **1645180000** |
| 21 | 101.60 | 4.000 | 20 | **1645190000** |
| 22 | 106.68 | 4.200 | 20 | **1645200000** |
| 23 | 111.76 | 4.400 | 20 | **1645210000** |
| 24 | 116.84 | 4.600 | 20 | **1645220000** |

**Representative derating curve**

BLZP 5.08/../180 - SLS 5.08/../180

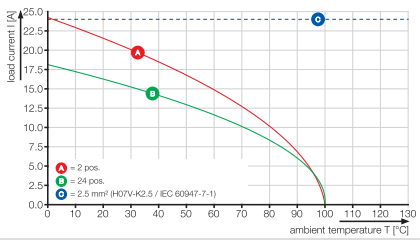




«ЭЛЕКТРО-ПРОФИ» - http://www.ep.ru

## SLS 5.08/../180F



**Dimensioned drawing**

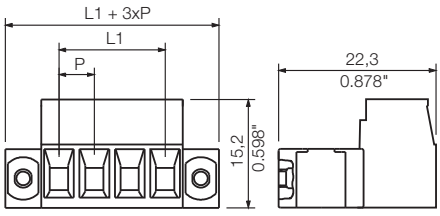


### Ordering data

**Solder pin length**

**Colour** orange

**Pitch 5.08 mm**

| Pol. | L1 | (inch) | Qty. | Order No. |
|---|---|---|---|---|
| 2 | 5.08 | 0.200 | 100 | **1846360000** |
| 3 | 10.16 | 0.400 | 100 | **1846370000** |
| 4 | 15.24 | 0.600 | 100 | **1846380000** |
| 5 | 20.32 | 0.800 | 50 | **1846390000** |
| 6 | 25.40 | 1.000 | 50 | **1846400000** |
| 7 | 30.48 | 1.200 | 50 | **1846410000** |
| 8 | 35.56 | 1.400 | 50 | **1846420000** |
| 9 | 40.64 | 1.600 | 50 | **1846430000** |
| 10 | 45.72 | 1.800 | 50 | **1846440000** |
| 11 | 50.80 | 2.000 | 50 | **1846450000** |
| 12 | 55.88 | 2.200 | 50 | **1846460000** |
| 13 | 60.96 | 2.400 | 50 | **1846470000** |
| 14 | 66.04 | 2.600 | 50 | **1846480000** |
| 15 | 71.12 | 2.800 | 50 | **1846490000** |
| 16 | 76.20 | 3.000 | 50 | **1846500000** |

**Additional derating curves**

BLL 5.08/../180 - SLS 5.08/../180

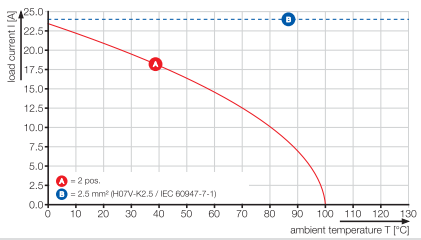


## SLS 5.08/../180FI



**Dimensioned drawing**

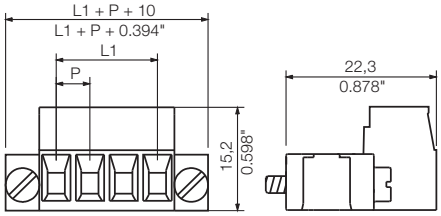


### Ordering data

**Solder pin length**

**Colour** orange

**Pitch 5.08 mm**

| Pol. | L1 | (inch) | Qty. | Order No. |
|---|---|---|---|---|
| 2 | 5.08 | 0.200 | 100 | **1846210000** |
| 3 | 10.16 | 0.400 | 100 | **1846220000** |
| 4 | 15.24 | 0.600 | 100 | **1846230000** |
| 5 | 20.32 | 0.800 | 50 | **1846240000** |
| 6 | 25.40 | 1.000 | 50 | **1846250000** |
| 7 | 30.48 | 1.200 | 50 | **1846260000** |
| 8 | 35.56 | 1.400 | 50 | **1846270000** |
| 9 | 40.64 | 1.600 | 50 | **1846280000** |
| 10 | 45.72 | 1.800 | 50 | **1846290000** |
| 11 | 50.80 | 2.000 | 50 | **1846300000** |
| 12 | 55.88 | 2.200 | 50 | **1846310000** |
| 13 | 60.96 | 2.400 | 50 | **1846320000** |
| 14 | 66.04 | 2.600 | 50 | **1846330000** |
| 15 | 71.12 | 2.800 | 50 | **1846340000** |
| 16 | 76.20 | 3.000 | 50 | **1846350000** |



«ЭЛЕКТРО-ПРОФИ» - http://www.ep.ru

# Connectors in 5.08 mm pitch
# Series BL/SL 5.08

## SLS 5.08/../180TB RF15



Male plug with clamping-yoke screw connection and straight wire outlet. The male plug provides space for labelling and can be coded.

- The clip-on foot makes it easy to attach to the DIN rail (TS15).
- SLS 5.08 F & BLZP 5.08 F for wire-to-wire applications (flying lead assemblies)
- Folded steel clamping yoke accommodates the connected wire and compensates for temperature fluctuations

## Product data

IEC: 400 V / 21.5 A / 0.2 - 2.5 mm²
UL: 300 V / 15 A / AWG 26 - 12

**For additional articles and information, refer to catalog.weidmueller.com**

**Note:**

- Additional colours on request
- Rated current related to rated cross-section and min. No. of poles.
- Wire end ferrule without plastic collar to DIN 46228/1
- Wire end ferrule with plastic collar to DIN 46228/4
- P on drg. = pitch
- Rated data refer only to the component itself. Clearance and creepage distances to other components are to be designed in accordance with the relevant application standards.

## SLS 5.08/../180TB RF15



**Dimensioned drawing**

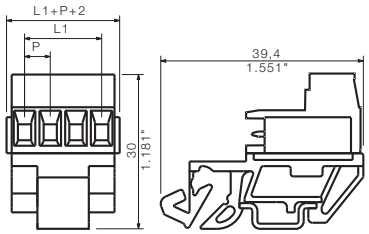


## Technical data

| In compliance with IEC 60664-1 / IEC 61984 | | | | |
|---|---|---|---|---|
| Clamping range, max. | mm² | 0.13...3.31 | | |
| **Solid core H05(07) V-U** | **mm²** | **0.2...2.5** | | |
| Stranded H07 V-R | | | | |
| Flexible H05(07) V-K | mm² | 0.2...2.5 | | |
| Flexible with ferrule | mm² | 0.2...2.5 | | |
| Ferrule with plastic collar | mm² | 0.2...2.5 | | |
| Stripping length | mm | 7 | | |
| Screwdriver blade | mm | 0.6 x 3.5 | | |
| According to norm | | DIN 5264 | | |
| Tightening torque range | Nm | 0.4...0.5 | | |
| **Rated current, max.** | **A** | **21.5** | | **18** |
| At ambient temperature | | 20°C | | 40°C |
| For conductor cross-section | mm² | | | |
| Overvoltage category | | III | III | II |
| Pollution severity | | 3 | 2 | 2 |
| **Rated voltage** | **V** | **250** | **320** | **400** |
| Rated impulse voltage | kV | 4 | 4 | 4 |
| **UL / CUL (Use Group)** | | **B** | **C** | **D** |
| **Rated voltage** | **V** | **300** | | **300** |
| **Rated current** | **A** | **15** | | **10** |
| **AWG conductor** | **AWG** | | **26-12** | |
| **CSA (Use Group)** | | **B** | **C** | **D** |
| Rated voltage | V | 300 | | 300 |
| Rated current | A | 15 | | 10 |
| AWG conductor | AWG | | 26-12 | |
| **General data** | | | | |
| Type of insulation material | | | PBT | |
| Flammability class UL 94 | | | V-0 | |
| Contact base material | | | CuSn | |
| Material of contact surface | | | tinned | |
| Pin dimensions = d | mm | | | |
| Solder eyelet Ø = D | mm | | | |
| Solder eyelet Ø tolerance | mm | | | |

## Accessories

**Note:** Refer to the Accessories chapter for additional accessories.

| Coding | | Order No. |
|---|---|---|
|  | BLZ/SL KO OR | **1573010000** |
| | BLZ/SL KO SW | **1545710000** |
| **Screwdriver** | | |
|  | SD 0,6x3,5x100 | **9008330000** |
| | SDI 0,6x3,5x100 | **9008390000** |
| **Partition element** | | |
|  | SL AT OR | **1598300000** |
| | SL AT SW | **1770240000** |
| **Mounting block** | | |
|  | SLA BB4 OR | **1571720000** |
| | SLA BB8 RH OR | **1446060000** |

## Ordering data

**Solder pin length**

**Colour** **orange**

**Pitch 5.08 mm**

| Pol. | L1 | (inch) | Qty. | Order No. |
|---|---|---|---|---|
| 4 | 15.24 | 0.600 | 20 | **1846050000** |
| 6 | 25.40 | 1.000 | 20 | **1846060000** |
| 8 | 35.56 | 1.400 | 10 | **1846070000** |
| 10 | 45.72 | 1.800 | 10 | **1846080000** |
| 12 | 55.88 | 2.200 | 10 | **1846090000** |
| 16 | 76.20 | 3.000 | 5 | **1846100000** |
| 20 | 96.52 | 3.800 | 5 | **1846110000** |
| 24 | 116.84 | 4.600 | 5 | **1846120000** |

**Representative derating curve**

BLZP 5.08/../180 - SLS 5.08TB RF

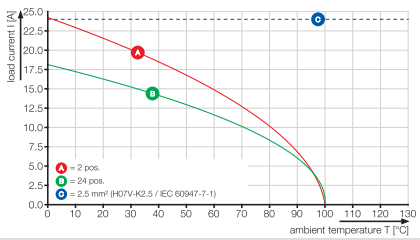




«ЭЛЕКТРО-ПРОФИ» - http://www.ep.ru

## SLS 5.08/../180TB KF35



Male plug with clamping-yoke screw connection and straight wire outlet. The male plug provides space for labelling and can be coded.

- The clip-on foot makes it easy to attach to the DIN rail (TS32 / TS35).
- SLS 5.08 F & BLZP 5.08 F for wire-to-wire applications (flying lead assemblies)
- Folded steel clamping yoke accommodates the connected wire and compensates for temperature fluctuations

## Product data

IEC: 400 V / 21.5 A / 0.2 - 2.5 mm²
UL: 300 V / 15 A / AWG 26 - 12

**For additional articles and information, refer to catalog.weidmueller.com**

**Note:**

- Additional colours on request
- Rated current related to rated cross-section and min. No. of poles.
- Wire end ferrule without plastic collar to DIN 46228/1
- Wire end ferrule with plastic collar to DIN 46228/4
- P on drg. = pitch
- Rated data refer only to the component itself. Clearance and creepage distances to other components are to be designed in accordance with the relevant application standards.

## SLS 5.08/../180TB KF35



**Dimensioned drawing**

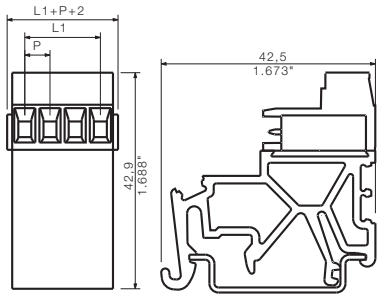


## Technical data

| In compliance with IEC 60664-1 / IEC 61984 | | | | |
|---|---|---|---|---|
| Clamping range, max. | mm² | 0.13...3.31 | | |
| **Solid core H05(07) V-U** | **mm²** | **0.2...2.5** | | |
| Stranded H07 V-R | | | | |
| Flexible H05(07) V-K | mm² | 0.2...2.5 | | |
| Flexible with ferrule | mm² | 0.2...2.5 | | |
| Ferrule with plastic collar | mm² | 0.2...2.5 | | |
| Stripping length | mm | 7 | | |
| Screwdriver blade | mm | 0.6 x 3.5 | | |
| According to norm | | DIN 5264 | | |
| Tightening torque range | Nm | 0.4...0.5 | | |
| **Rated current, max.** | **A** | **21.5** | | **18** |
| At ambient temperature | | 20°C | | 40°C |
| For conductor cross-section | mm² | | | |
| Overvoltage category | | III | III | II |
| Pollution severity | | 3 | 2 | 2 |
| **Rated voltage** | **V** | **250** | **320** | **400** |
| Rated impulse voltage | kV | 4 | 4 | 4 |
| **UL / CUL (Use Group)** | | **B** | **C** | **D** |
| **Rated voltage** | **V** | **300** | | **300** |
| **Rated current** | **A** | **15** | | **10** |
| **AWG conductor** | **AWG** | | **26-12** | |
| **CSA (Use Group)** | | **B** | **C** | **D** |
| Rated voltage | V | 300 | | 300 |
| Rated current | A | 15 | | 10 |
| AWG conductor | AWG | | 26-12 | |
| **General data** | | | | |
| Type of insulation material | | | PBT | |
| Flammability class UL 94 | | | V-0 | |
| Contact base material | | | CuSn | |
| Material of contact surface | | | tinned | |
| Pin dimensions = d | mm | | | |
| Solder eyelet Ø = D | mm | | | |
| Solder eyelet Ø tolerance | mm | | | |

## Accessories

**Note:** Refer to the Accessories chapter for additional accessories.

| Coding | | Order No. |
|---|---|---|
|  | BLZ/SL KO OR | **1573010000** |
| | BLZ/SL KO SW | **1545710000** |
| **Screwdriver** | | |
|  | SD 0,6x3,5x100 | **9008330000** |
| | SDI 0,6x3,5x100 | **9008390000** |
| **Partition element** | | |
|  | SL AT OR | **1598300000** |
| | SL AT SW | **1770240000** |
| **Mounting block** | | |
|  | SLA BB4 OR | **1571720000** |
| | SLA BB8 RH OR | **1446060000** |

## Ordering data

**Solder pin length**

**Colour** orange

**Pitch 5.08 mm**

| Pol. | L1 | (inch) | Qty. | Order No. |
|---|---|---|---|---|
| 4 | 15.24 | 0.600 | 20 | **1846130000** |
| 6 | 25.40 | 1.000 | 20 | **1846140000** |
| 8 | 35.56 | 1.400 | 10 | **1846150000** |
| 10 | 45.72 | 1.800 | 10 | **1846160000** |
| 12 | 55.88 | 2.200 | 10 | **1846170000** |
| 16 | 76.20 | 3.000 | 5 | **1846180000** |
| 20 | 96.52 | 3.800 | 5 | **1846190000** |
| 24 | 116.84 | 4.600 | 5 | **1846200000** |

**Representative derating curve**

BLZP 5.08/../180 - SLS 5.08TB KF

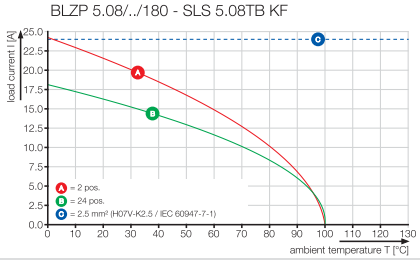




«ЭЛЕКТРО-ПРОФИ» - http://www.ep.ru

# Connectors in 5.08 mm pitch
# Series BL/SL 5.08

## SLT 5.08/../180B



Male plug with TOP screw connection, with straight wire outlet. The male plug provides space for labelling and can be coded.

- SLT 5.08 & BLT 5.08 for wire-to-wire applications (flying lead assemblies)
- SLT 5.08 & BLL 5.08 for board-to-board connections (e.g., power supply for actuators)
- The specialist for cramped installations
- The extra flat shape allows for dense component assembly.
- The screw connect and the cable entry are located on the same side of the connector.

## Product data

IEC: 400 V / 16 A / 0.2 - 2.5 mm²
UL: 300 V / 10 A / AWG 26 - 14

**For additional articles and information, refer to catalog.weidmueller.com**

**Note:**

- Additional colours on request
- Rated current related to rated cross-section and min. No. of poles.
- Wire end ferrule without plastic collar to DIN 46228/1
- Wire end ferrule with plastic collar to DIN 46228/4
- Crimp form A for wire end ferrules with PZ 6/5 crimping tool are recommended for the largest cable sizes.
- P on drg. = pitch
- Rated data refer only to the component itself. Clearance and creepage distances to other components are to be designed in accordance with the relevant application standards.

## SLT 5.08/../180B



**Dimensioned drawing**

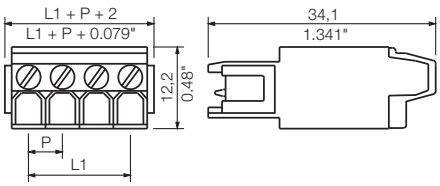


## Technical data

| In compliance with IEC 60664-1 / IEC 61984 | | | | |
|---|---|---|---|---|
| Clamping range, max. | mm² | 0.13...2.5 | | |
| **Solid core H05(07) V-U** | **mm²** | **0.2...2.5** | | |
| Stranded H07 V-R | | | | |
| Flexible H05(07) V-K | mm² | 0.2...1.5 | | |
| Flexible with ferrule | mm² | 0.2...1.5 | | |
| Ferrule with plastic collar | mm² | 0.2...1.5 | | |
| Stripping length | mm | 13 | | |
| Screwdriver blade | mm | 0.6 x 3.5 | | |
| According to norm | | DIN 5264 | | |
| Tightening torque range | Nm | 0.4...0.5 | | |
| **Rated current, max.** | **A** | **16** | | **13** |
| At ambient temperature | | 20°C | | 40°C |
| For conductor cross-section | mm² | | | |
| Overvoltage category | | III | III | II |
| Pollution severity | | 3 | 2 | 2 |
| **Rated voltage** | **V** | **250** | **400** | **400** |
| Rated impulse voltage | kV | 4 | 4 | 4 |
| **UL / CUL (Use Group)** | | **B** | **C** | **D** |
| **Rated voltage** | **V** | **300** | | **300** |
| **Rated current** | **A** | **10** | | **10** |
| **AWG conductor** | **AWG** | | **26-14** | |
| **CSA (Use Group)** | | **B** | **C** | **D** |
| Rated voltage | V | 300 | | 300 |
| Rated current | A | 10 | | 10 |
| AWG conductor | AWG | | 26-14 | |
| **General data** | | | | |
| Type of insulation material | | | PBT | |
| Flammability class UL 94 | | | V-0 | |
| Contact base material | | | CuSn | |
| Material of contact surface | | | tinned | |
| Pin dimensions = d | mm | | | |
| Solder eyelet Ø = D | mm | | | |
| Solder eyelet Ø tolerance | mm | | | |

## Accessories

**Note:** Refer to the Accessories chapter for additional accessories.

| Coding | | Order No. |
|---|---|---|
|  | BLZ/SL KO OR | **1573010000** |
| | BLZ/SL KO SW | **1545710000** |
| **Screwdriver** | | |
|  | SD 0,6x3,5x100 | **9008330000** |
| | SDI 0,6x3,5x100 | **9008390000** |
| **Partition element** | | |
|  | SL AT OR | **1598300000** |
| | SL AT SW | **1770240000** |
| **Mounting block** | | |
|  | SLA BB11R OR | **1604120000** |
| | SLA BB11R SW | **1692340000** |

## Ordering data

**Solder pin length**

**Colour** **orange**

**Pitch 5.08 mm**

| Pol. | L1 | (inch) | Qty. | Order No. |
|---|---|---|---|---|
| 2 | 5.08 | 0.200 | 100 | **1611710000** |
| 3 | 10.16 | 0.400 | 100 | **1611720000** |
| 4 | 15.24 | 0.600 | 100 | **1611730000** |
| 5 | 20.32 | 0.800 | 50 | **1611740000** |
| 6 | 25.40 | 1.000 | 50 | **1611750000** |
| 7 | 30.48 | 1.200 | 50 | **1611760000** |
| 8 | 35.56 | 1.400 | 50 | **1611770000** |
| 9 | 40.64 | 1.600 | 50 | **1611780000** |
| 10 | 45.72 | 1.800 | 50 | **1611790000** |
| 11 | 50.80 | 2.000 | 50 | **1611800000** |
| 12 | 55.88 | 2.200 | 50 | **1611810000** |
| 13 | 60.96 | 2.400 | 50 | **1611820000** |
| 14 | 66.04 | 2.600 | 50 | **1611830000** |
| 15 | 71.12 | 2.800 | 50 | **1611840000** |
| 16 | 76.20 | 3.000 | 50 | **1611850000** |

**Representative derating curve**

BLL 5.08/../90 - SLT 5.08/../180

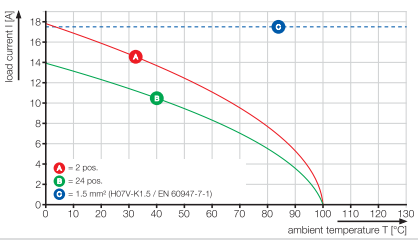




«ЭЛЕКТРО-ПРОФИ» - http://www.ep.ru

«ЭЛЕКТРО-ПРОФИ» - http://www.ep.ru

# Connectors in 5.08 mm pitch
# Series BL/SL 5.08

## BLZP 5.08/../180



The BLZP is the functional extension of the BLZ series. The „P“ in the part name stands for a plus in security and performance in processing and use.

- WIRE READY – delivered with terminal points already opened
- Power tools can be used with the globally compatible plus/minus screw head
- Folded steel clamping yoke accommodates the connected wire and compensates for temperature fluctuations
- The integrated wire guard prevents dangerous under-insertion of the wire from occurring.
- Lock and release-lever: tool-less locking and gentle releasing of the connector reduces the mechanical stress on the solder joints.

## Product data

IEC: 400 V / 19 A / 0.2 - 4 mm²
UL: 300 V / 10 A / AWG 26 - 12

**For additional articles and information, refer to catalog.weidmueller.com**

**Note:**

- Additional colours on request
- Rated current related to rated cross-section and min. No. of poles.
- Wire end ferrule without plastic collar to DIN 46228/1
- Wire end ferrule with plastic collar to DIN 46228/4
- P on drg. = pitch
- Rated data refer only to the component itself. Clearance and creepage distances to other components are to be designed in accordance with the relevant application standards.

## BLZP 5.08/../180



**Dimensioned drawing**

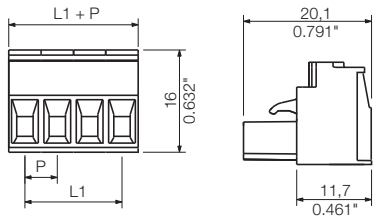


## Technical data

| In compliance with IEC 60664-1 / IEC 61984 | | | | |
|---|---|---|---|---|
| Clamping range, max. | mm² | 0.13...4 | | |
| **Solid core H05(07) V-U** | **mm²** | **0.2...4** | | |
| Stranded H07 V-R | | | | |
| Flexible H05(07) V-K | mm² | 0.2...4 | | |
| Flexible with ferrule | mm² | 0.2...4 | | |
| Ferrule with plastic collar | mm² | 0.2...2.5 | | |
| Stripping length | mm | 7 | | |
| Screwdriver blade | mm | 0.6 x 3.5 | | |
| According to norm | | DIN 5264 | | |
| Tightening torque range | Nm | 0.4...0.5 | | |
| **Rated current, max.** | **A** | **19** | | **16** |
| At ambient temperature | | 20°C | | 40°C |
| For conductor cross-section | mm² | 4 | | |
| Overvoltage category | | III | III | II |
| Pollution severity | | 3 | 2 | 2 |
| **Rated voltage** | **V** | **250** | **320** | **400** |
| Rated impulse voltage | kV | 4 | 4 | 4 |
| **UL / CUL (Use Group)** | | **B** | **C** | **D** |
| **Rated voltage** | **V** | **300** | **50** | **300** |
| **Rated current** | **A** | **10** | | **10** |
| **AWG conductor** | **AWG** | **26-12** | | |
| **CSA (Use Group)** | | **B** | **C** | **D** |
| Rated voltage | V | 300 | 50 | 300 |
| Rated current | A | 10 | | 10 |
| AWG conductor | AWG | 26-12 | | |
| **General data** | | | | |
| Type of insulation material | | PBT | | |
| Flammability class UL 94 | | V-0 | | |
| Contact base material | | Copper alloy | | |
| Material of contact surface | | tinned | | |
| Pin dimensions = d | mm | | | |
| Solder eyelet Ø = D | mm | | | |
| Solder eyelet Ø tolerance | mm | | | |

## Accessories

**Note:** Refer to the Accessories chapter for additional accessories.

| Strain relief | | Order No. |
|---|---|---|
|  | BLZ 5.08 ZE4 OR | **1652110000** |
| | BLZ 5.08 ZE4 SW | **1652130000** |
| | BLZ 5.08 ZE8 OR | **1652050000** |
| | BLZ 5.08 ZE8 SW | **1652070000** |
| **Coding** | | |
|  | BLZ/SL KO OR | **1573010000** |
| | BLZ/SL KO SW | **1545710000** |
| **Screwdriver** | | |
|  | SD 0,6x3,5x100 | **9008330000** |
| | SDI 0,6x3,5x100 | **9008390000** |
| **Crosshead screwdriver** | | |
|  | SDK PH1 | **9008480000** |
| | SDK PZ1 | **9008530000** |

## Ordering data

**Solder pin length**

| Colour | | | | orange | black |
|---|---|---|---|---|---|
| **Pitch** | **5.08 mm** | | | | |
| **Pol.** | L1 | (inch) | **Qty.** | **Order No.** | **Order No.** |
| 2 | 5.08 | 0.200 | 100 | **1943580000** | **1943810000** |
| 3 | 10.16 | 0.400 | 100 | **1943590000** | **1943820000** |
| 4 | 15.24 | 0.600 | 100 | **1943600000** | **1943830000** |
| 5 | 20.32 | 0.800 | 45 | **1943610000** | **1943840000** |
| 6 | 25.40 | 1.000 | 45 | **1943620000** | **1943850000** |
| 7 | 30.48 | 1.200 | 45 | **1943630000** | **1943860000** |
| 8 | 35.56 | 1.400 | 45 | **1943640000** | **1943870000** |
| 9 | 40.64 | 1.600 | 45 | **1943650000** | **1943880000** |
| 10 | 45.72 | 1.800 | 45 | **1943660000** | **1943890000** |
| 11 | 50.80 | 2.000 | 36 | **1943670000** | **1943900000** |
| 12 | 55.88 | 2.200 | 36 | **1943680000** | **1943910000** |
| 13 | 60.96 | 2.400 | 36 | **1943690000** | **1943920000** |
| 14 | 66.04 | 2.600 | 27 | **1943700000** | **1943930000** |
| 15 | 71.12 | 2.800 | 27 | **1943710000** | **1943940000** |
| 16 | 76.20 | 3.000 | 27 | **1943720000** | **1943950000** |
| 17 | 81.28 | 3.200 | 18 | **1943730000** | **1943960000** |
| 18 | 86.36 | 3.400 | 18 | **1943740000** | **1943970000** |
| 19 | 91.44 | 3.600 | 18 | **1943750000** | **1943980000** |
| 20 | 96.52 | 3.800 | 18 | **1943760000** | **1943990000** |
| 21 | 101.60 | 4.000 | 18 | **1943770000** | **1944000000** |
| 22 | 106.68 | 4.200 | 18 | **1943780000** | **1944010000** |
| 23 | 111.76 | 4.400 | 18 | **1943790000** | **1944020000** |
| 24 | 116.84 | 4.600 | 18 | **1943800000** | **1944030000** |

**Representative derating curve**

BLZP 5.08/../180 - SL 5.08/../90

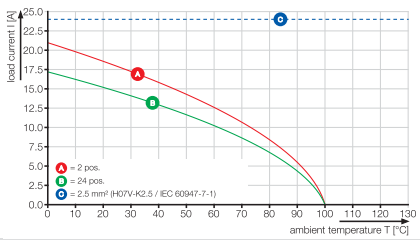




«ЭЛЕКТРО-ПРОФИ» - http://www.ep.ru

## BLZP 5.08/../180F



**Dimensioned drawing**

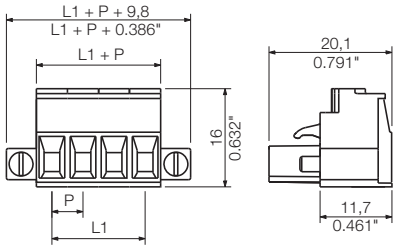


## Ordering data

| Solder pin length | | | | | |
|---|---|---|---|---|---|
| Colour | | | | orange | black |
| **Pitch** | **5.08 mm** | | | | |
| Pol. | L1 | (inch) | Qty. | Order No. | Order No. |
| 2 | 5.08 | 0.200 | 100 | **1944090000** | **1944330000** |
| 3 | 10.16 | 0.400 | 100 | **1944100000** | **1944340000** |
| 4 | 15.24 | 0.600 | 100 | **1944110000** | **1944350000** |
| 5 | 20.32 | 0.800 | 45 | **1944120000** | **1944360000** |
| 6 | 25.40 | 1.000 | 45 | **1944130000** | **1944370000** |
| 7 | 30.48 | 1.200 | 45 | **1944140000** | **1944380000** |
| 8 | 35.56 | 1.400 | 45 | **1944150000** | **1944390000** |
| 9 | 40.64 | 1.600 | 36 | **1944160000** | **1944400000** |
| 10 | 45.72 | 1.800 | 36 | **1944170000** | **1944410000** |
| 11 | 50.80 | 2.000 | 36 | **1944180000** | **1944420000** |
| 12 | 55.88 | 2.200 | 27 | **1944190000** | **1944430000** |
| 13 | 60.96 | 2.400 | 27 | **1944200000** | **1944440000** |
| 14 | 66.04 | 2.600 | 27 | **1944210000** | **1944450000** |
| 15 | 71.12 | 2.800 | 27 | **1944220000** | **1944460000** |
| 16 | 76.20 | 3.000 | 18 | **1944230000** | **1944470000** |
| 17 | 81.28 | 3.200 | 18 | **1944240000** | **1944480000** |
| 18 | 86.36 | 3.400 | 18 | **1944250000** | **1944490000** |
| 19 | 91.44 | 3.600 | 18 | **1944260000** | **1944500000** |
| 20 | 96.52 | 3.800 | 18 | **1944270000** | **1944510000** |
| 21 | 101.60 | 4.000 | 18 | **1944280000** | **1944520000** |
| 22 | 106.68 | 4.200 | 18 | **1944290000** | **1944530000** |
| 23 | 111.76 | 4.400 | 18 | **1944300000** | **1944540000** |
| 24 | 116.84 | 4.600 | 18 | **1944310000** | **1944550000** |

## BLZP 5.08/../180LR

**with release latch**



**Dimensioned drawing**

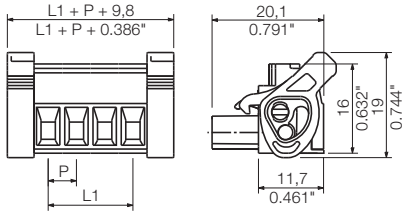


## Ordering data

| Solder pin length | | | | | |
|---|---|---|---|---|---|
| Colour | | | | orange | black |
| **Pitch** | **5.08 mm** | | | | |
| Pol. | L1 | (inch) | Qty. | Order No. | Order No. |
| 2 | 5.08 | 0.200 | 100 | **1944830000** | **1945060000** |
| 3 | 10.16 | 0.400 | 100 | **1944840000** | **1945070000** |
| 4 | 15.24 | 0.600 | 100 | **1944850000** | **1945080000** |
| 5 | 20.32 | 0.800 | 45 | **1944860000** | **1945090000** |
| 6 | 25.40 | 1.000 | 45 | **1944870000** | **1945100000** |
| 7 | 30.48 | 1.200 | 45 | **1944880000** | **1945110000** |
| 8 | 35.56 | 1.400 | 45 | **1944890000** | **1945120000** |
| 9 | 40.64 | 1.600 | 45 | **1944900000** | **1945130000** |
| 10 | 45.72 | 1.800 | 36 | **1944910000** | **1945140000** |
| 11 | 50.80 | 2.000 | 36 | **1944920000** | **1945150000** |
| 12 | 55.88 | 2.200 | 27 | **1944930000** | **1945160000** |
| 13 | 60.96 | 2.400 | 27 | **1944940000** | **1945170000** |
| 14 | 66.04 | 2.600 | 27 | **1944950000** | **1945180000** |
| 15 | 71.12 | 2.800 | 27 | **1944960000** | **1945190000** |
| 16 | 76.20 | 3.000 | 27 | **1944970000** | **1945200000** |
| 17 | 81.28 | 3.200 | 18 | **1944980000** | **1945210000** |
| 18 | 86.36 | 3.400 | 18 | **1944990000** | **1945220000** |
| 19 | 91.44 | 3.600 | 18 | **1945000000** | **1945230000** |
| 20 | 96.52 | 3.800 | 18 | **1945010000** | **1945240000** |
| 21 | 101.60 | 4.000 | 18 | **1945020000** | **1945250000** |
| 22 | 106.68 | 4.200 | 18 | **1945030000** | **1945260000** |
| 23 | 111.76 | 4.400 | 18 | **1945040000** | **1945270000** |
| 24 | 116.84 | 4.600 | 18 | **1945050000** | **1945280000** |

**Additional derating curves**

BLZP 5.08/../180 - SLDV-THR 5.08/../180

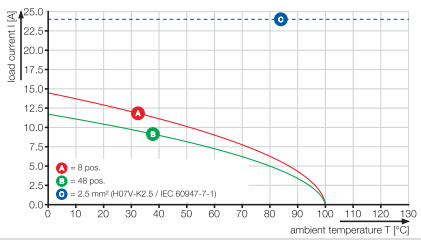


BLZP 5.08/../180 - SLD 5.08/../180G

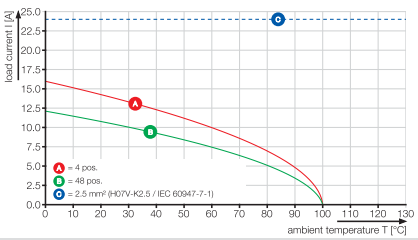


## The 2-in-1 contact

Every pluggable connector covers two contact points and thus must meet two different requirements: First, the wire termination and second, the connection between plug and pin header. Referring to the 5.0x pitch series, Weidmüller offers different wire connection technologies, but one platform contact for the male / female connection since years. This well-designed hybride platform contact ensures a constant quality on a very high level. Hybride means, that we combine metal material featuring different characteristics by welding, in order to devide the contact system into different function zones: Further to the high electric conductance, the current bar is characterized by its hardness, and the tulip contact by its excellent tension properties. The advantage: each function is supported by the most suitable material to reliably and constantly meet the different electrical and mechanical requirements. To put it in a nutshell: Instead of either ... or, it´s even both - perfect for the current, and perfect for the force.





«ЭЛЕКТРО-ПРОФИ» - http://www.ep.ru

# Connectors in 5.08 mm pitch
# Series BL/SL 5.08

## BLZP 5.08/../90



The BLZP is the functional extension of the BLZ series. The „P“ in the part name stands for a plus in security and performance in processing and use.

- WIRE READY – delivered with terminal points already opened
- Power tools can be used with the globally compatible plus/minus screw head
- Folded steel clamping yoke accommodates the connected wire and compensates for temperature fluctuations
- The integrated wire guard prevents dangerous under-insertion of the wire from occurring.
- Lock and release-lever: tool-less locking and gentle releasing of the connector reduces the mechanical stress one the solder joints.

## Product data

IEC: 400 V / 15.5 A / 0.2 - 4 mm²
UL: 300 V / 10 A / AWG 26 - 12

**For additional articles and information, refer to catalog.weidmueller.com**

**Note:**

- Additional colours on request
- Rated current related to rated cross-section and min. No. of poles.
- Wire end ferrule without plastic collar to DIN 46228/1
- Wire end ferrule with plastic collar to DIN 46228/4
- P on drg. = pitch
- Rated data refer only to the component itself. Clearance and creepage distances to other components are to be designed in accordance with the relevant application standards.

## BLZP 5.08/../90



**Dimensioned drawing**

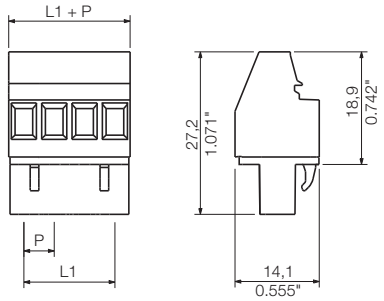


## Technical data

| In compliance with IEC 60664-1 / IEC 61984 | | | | |
|---|---|---|---|---|
| Clamping range, max. | mm² | 0.13...4 | | |
| **Solid core H05(07) V-U** | **mm²** | **0.2...4** | | |
| Stranded H07 V-R | | | | |
| Flexible H05(07) V-K | mm² | 0.2...4 | | |
| Flexible with ferrule | mm² | 0.2...4 | | |
| Ferrule with plastic collar | mm² | 0.2...2.5 | | |
| Stripping length | mm | 7 | | |
| Screwdriver blade | mm | 0.6 x 3.5 | | |
| According to norm | | DIN 5264 | | |
| Tightening torque range | Nm | 0.4...0.5 | | |
| **Rated current, max.** | **A** | **15.5** | | **12** |
| At ambient temperature | | 20°C | | 40°C |
| For conductor cross-section | mm² | 4 | | |
| Overvoltage category | | III | III | II |
| Pollution severity | | 3 | 2 | 2 |
| **Rated voltage** | **V** | **250** | **320** | **400** |
| Rated impulse voltage | kV | 4 | 4 | 4 |
| **UL / CUL (Use Group)** | | **B** | **C** | **D** |
| **Rated voltage** | **V** | **300** | **50** | **300** |
| **Rated current** | **A** | **10** | | **10** |
| **AWG conductor** | **AWG** | **26-12** | | |
| **CSA (Use Group)** | | **B** | **C** | **D** |
| Rated voltage | V | 300 | 50 | 300 |
| Rated current | A | 10 | | 10 |
| AWG conductor | AWG | 26-12 | | |
| **General data** | | | | |
| Type of insulation material | | PBT | | |
| Flammability class UL 94 | | V-0 | | |
| Contact base material | | Copper alloy | | |
| Material of contact surface | | tinned | | |
| Pin dimensions = d | mm | | | |
| Solder eyelet Ø = D | mm | | | |
| Solder eyelet Ø tolerance | mm | | | |

## Accessories

**Note:** Refer to the Accessories chapter for additional accessories.

| Coding | | Order No. |
|---|---|---|
|  | BLZ/SL KO OR | **1573010000** |
| | BLZ/SL KO SW | **1545710000** |
| **Screwdriver** | | |
|  | SD 0,6x3,5x100 | **9008330000** |
| | SDI 0,6x3,5x100 | **9008390000** |
| **Crosshead screwdriver** | | |
|  | SDK PH1 | **9008480000** |
| | SDK PZ1 | **9008530000** |

## Ordering data

**Solder pin length**

| Colour | | | | orange | black |
|---|---|---|---|---|---|
| **Pitch** | **5.08 mm** | | | | |
| **Pol.** | L1 | (inch) | **Qty.** | **Order No.** | **Order No.** |
| 2 | 5.08 | 0.200 | 180 | **1948000000** | **1948240000** |
| 3 | 10.16 | 0.400 | 120 | **1948010000** | **1948250000** |
| 4 | 15.24 | 0.600 | 90 | **1948020000** | **1948260000** |
| 5 | 20.32 | 0.800 | 72 | **1948030000** | **1948270000** |
| 6 | 25.40 | 1.000 | 60 | **1948040000** | **1948280000** |
| 7 | 30.48 | 1.200 | 48 | **1948050000** | **1948290000** |
| 8 | 35.56 | 1.400 | 42 | **1948060000** | **1948300000** |
| 9 | 40.64 | 1.600 | 36 | **1948070000** | **1948310000** |
| 10 | 45.72 | 1.800 | 36 | **1948080000** | **1948320000** |
| 11 | 50.80 | 2.000 | 30 | **1948100000** | **1948330000** |
| 12 | 55.88 | 2.200 | 30 | **1948110000** | **1948340000** |
| 13 | 60.96 | 2.400 | 24 | **1948120000** | **1948350000** |
| 14 | 66.04 | 2.600 | 24 | **1948130000** | **1948360000** |
| 15 | 71.12 | 2.800 | 24 | **1948140000** | **1948370000** |
| 16 | 76.20 | 3.000 | 18 | **1948150000** | **1948380000** |
| 17 | 81.28 | 3.200 | 18 | **1948160000** | **1948390000** |
| 18 | 86.36 | 3.400 | 18 | **1948170000** | **1948400000** |
| 19 | 91.44 | 3.600 | 18 | **1948180000** | **1948410000** |
| 20 | 96.52 | 3.800 | 18 | **1948190000** | **1948420000** |
| 21 | 101.60 | 4.000 | 12 | **1948200000** | **1948430000** |
| 22 | 106.68 | 4.200 | 12 | **1948210000** | **1948440000** |
| 23 | 111.76 | 4.400 | 12 | **1948220000** | **1948450000** |
| 24 | 116.84 | 4.600 | 12 | **1948230000** | **1948460000** |

**Representative derating curve**

BLZP 5.08/../90 - SL 5.08/../90

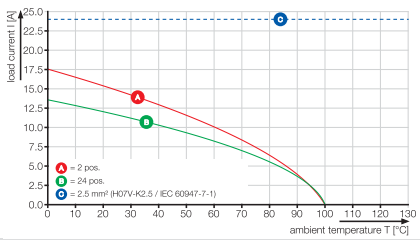




«ЭЛЕКТРО-ПРОФИ» - http://www.ep.ru

## BLZP 5.08/../90F



**Dimensioned drawing**

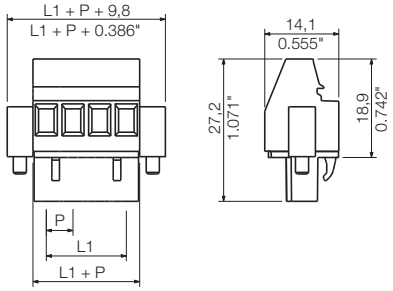


## Ordering data

| Solder pin length | | | | | |
|---|---|---|---|---|---|
| Colour | | | | orange | black |
| **Pitch** | **5.08 mm** | | | | |
| Pol. | L1 | (inch) | Qty. | Order No. | Order No. |
| 2 | 5.08 | 0.200 | 90 | **1949800000** | **1950040000** |
| 3 | 10.16 | 0.400 | 72 | **1949810000** | **1950050000** |
| 4 | 15.24 | 0.600 | 60 | **1949820000** | **1950060000** |
| 5 | 20.32 | 0.800 | 48 | **1949830000** | **1950070000** |
| 6 | 25.40 | 1.000 | 42 | **1949840000** | **1950080000** |
| 7 | 30.48 | 1.200 | 36 | **1949850000** | **1950090000** |
| 8 | 35.56 | 1.400 | 36 | **1949860000** | **1950100000** |
| 9 | 40.64 | 1.600 | 30 | **1949870000** | **1950110000** |
| 10 | 45.72 | 1.800 | 30 | **1949880000** | **1950120000** |
| 11 | 50.80 | 2.000 | 24 | **1949890000** | **1950130000** |
| 12 | 55.88 | 2.200 | 24 | **1949900000** | **1950140000** |
| 13 | 60.96 | 2.400 | 24 | **1949910000** | **1950150000** |
| 14 | 66.04 | 2.600 | 18 | **1949920000** | **1950160000** |
| 15 | 71.12 | 2.800 | 18 | **1949930000** | **1950170000** |
| 16 | 76.20 | 3.000 | 18 | **1949940000** | **1950180000** |
| 17 | 81.28 | 3.200 | 18 | **1949950000** | **1950190000** |
| 18 | 86.36 | 3.400 | 18 | **1949960000** | **1950200000** |
| 19 | 91.44 | 3.600 | 12 | **1949970000** | **1950210000** |
| 20 | 96.52 | 3.800 | 12 | **1949980000** | **1950220000** |
| 21 | 101.60 | 4.000 | 12 | **1949990000** | **1950230000** |
| 22 | 106.68 | 4.200 | 12 | **1950010000** | **1950240000** |
| 23 | 111.76 | 4.400 | 12 | **1950020000** | **1950250000** |
| 24 | 116.84 | 4.600 | 12 | **1950030000** | **1950260000** |

## BLZP 5.08/../90LR

**with release latch**



**Dimensioned drawing**

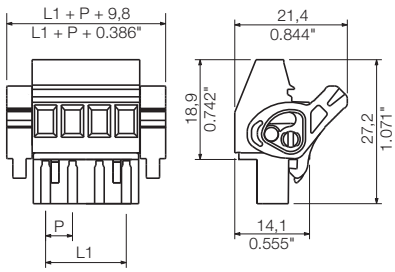


## Ordering data

| Solder pin length | | | | | |
|---|---|---|---|---|---|
| Colour | | | | orange | black |
| **Pitch** | **5.08 mm** | | | | |
| Pol. | L1 | (inch) | Qty. | Order No. | Order No. |
| 2 | 5.08 | 0.200 | 90 | **1087250000** | **1087020000** |
| 3 | 10.16 | 0.400 | 72 | **1087260000** | **1087030000** |
| 4 | 15.24 | 0.600 | 60 | **1087270000** | **1087040000** |
| 5 | 20.32 | 0.800 | 48 | **1087280000** | **1087050000** |
| 6 | 25.40 | 1.000 | 42 | **1087290000** | **1087060000** |
| 7 | 30.48 | 1.200 | 36 | **1087300000** | **1087070000** |
| 8 | 35.56 | 1.400 | 36 | **1087310000** | **1087080000** |
| 9 | 40.64 | 1.600 | 30 | **1087320000** | **1087100000** |
| 10 | 45.72 | 1.800 | 30 | **1087330000** | **1087110000** |
| 11 | 50.80 | 2.000 | 24 | **1087340000** | **1087120000** |
| 12 | 55.88 | 2.200 | 24 | **1087350000** | **1087130000** |
| 13 | 60.96 | 2.400 | 24 | **1087360000** | **1087140000** |
| 14 | 66.04 | 2.600 | 18 | **1087370000** | **1087150000** |
| 15 | 71.12 | 2.800 | 18 | **1087380000** | **1087160000** |
| 16 | 76.20 | 3.000 | 18 | **1087390000** | **1068510000** |
| 17 | 81.28 | 3.200 | 18 | **1087400000** | **1087170000** |
| 18 | 86.36 | 3.400 | 18 | **1087410000** | **1087180000** |
| 19 | 91.44 | 3.600 | 12 | **1087420000** | **1087190000** |
| 20 | 96.52 | 3.800 | 12 | **1087430000** | **1087200000** |
| 21 | 101.60 | 4.000 | 12 | **1087440000** | **1087210000** |
| 22 | 106.68 | 4.200 | 12 | **1087450000** | **1087220000** |
| 23 | 111.76 | 4.400 | 12 | **1087460000** | **1087230000** |
| 24 | 116.84 | 4.600 | 12 | **1087470000** | **1087240000** |

## The 2-in-1 contact

Every pluggable connector covers two contact points and thus must meet two different requirements: First, the wire termination and second, the connection between plug and pin header. Referring to the 5.0x pitch series, Weidmüller offers different wire connection technologies, but one platform contact for the male / female connection since years. This well-designed hybride platform contact ensures a constant quality on a very high level. Hybride means, that we combine metal material featuring different characteristics by welding, in order to devide the contact system into different function zones: Further to the high electric conductance, the current bar is characterized by its hardness, and the tulip contact by its excellent tension properties. The advantage: each function is supported by the most suitable material to reliably and constantly meet the different electrical and mechanical requirements. To put it in a nutshell: Instead of either ... or, it´s even both - perfect for the current, and perfect for the force.





«ЭЛЕКТРО-ПРОФИ» - http://www.ep.ru

# Connectors in 5.08 mm pitch
# Series BL/SL 5.08

## BLZP 5.08/../270



The BLZP is the functional extension of the BLZ series. The „P“ in the part name stands for a plus in security and performance in processing and use.

- WIRE READY – delivered with terminal points already opened
- Power tools can be used with the globally compatible plus/minus screw head
- Folded steel clamping yoke accommodates the connected wire and compensates for temperature fluctuations
- The integrated wire guard prevents dangerous under-insertion of the wire from occurring.
- Lock and release-lever: tool-less locking and gentle releasing of the connector reduces the mechanical stress one the solder joints.

## Product data

IEC: 400 V / 15.5 A / 0.2 - 4 mm²
UL: 300 V / 10 A / AWG 26 - 12

**For additional articles and information, refer to catalog.weidmueller.com**

**Note:**

- Additional colours on request
- Rated current related to rated cross-section and min. No. of poles.
- Wire end ferrule without plastic collar to DIN 46228/1
- Wire end ferrule with plastic collar to DIN 46228/4
- P on drg. = pitch
- Rated data refer only to the component itself. Clearance and creepage distances to other components are to be designed in accordance with the relevant application standards.

## BLZP 5.08/../270



**Dimensioned drawing**

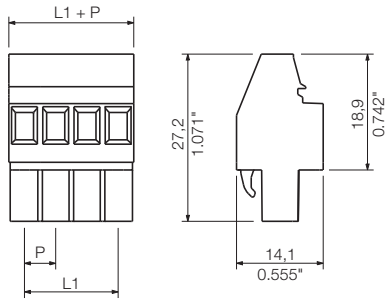


## Technical data

| In compliance with IEC 60664-1 / IEC 61984 | | | | |
|---|---|---|---|---|
| Clamping range, max. | mm² | 0.13...4 | | |
| **Solid core H05(07) V-U** | **mm²** | **0.2...4** | | |
| Stranded H07 V-R | | | | |
| Flexible H05(07) V-K | mm² | 0.2...4 | | |
| Flexible with ferrule | mm² | 0.2...4 | | |
| Ferrule with plastic collar | mm² | 0.2...2.5 | | |
| Stripping length | mm | 7 | | |
| Screwdriver blade | mm | 0.6 x 3.5 | | |
| According to norm | | DIN 5264 | | |
| Tightening torque range | Nm | 0.4...0.5 | | |
| **Rated current, max.** | **A** | **15.5** | | **12** |
| At ambient temperature | | 20°C | | 40°C |
| For conductor cross-section | mm² | 4 | | |
| Overvoltage category | | III | III | II |
| Pollution severity | | 3 | 2 | 2 |
| **Rated voltage** | **V** | **250** | **320** | **400** |
| Rated impulse voltage | kV | 4 | 4 | 4 |
| **UL / CUL (Use Group)** | | **B** | **C** | **D** |
| **Rated voltage** | **V** | **300** | **50** | **300** |
| **Rated current** | **A** | **10** | | **10** |
| **AWG conductor** | **AWG** | **26-12** | | |
| **CSA (Use Group)** | | **B** | **C** | **D** |
| Rated voltage | V | 300 | 50 | 300 |
| Rated current | A | 10 | | 10 |
| AWG conductor | AWG | 26-12 | | |
| **General data** | | | | |
| Type of insulation material | | PBT | | |
| Flammability class UL 94 | | V-0 | | |
| Contact base material | | Copper alloy | | |
| Material of contact surface | | tinned | | |
| Pin dimensions = d | mm | | | |
| Solder eyelet Ø = D | mm | | | |
| Solder eyelet Ø tolerance | mm | | | |

## Accessories

**Note:** Refer to the Accessories chapter for additional accessories.

| Coding | | Order No. |
|---|---|---|
|  | BLZ/SL KO OR | **1573010000** |
| | BLZ/SL KO SW | **1545710000** |
| **Screwdriver** | | |
|  | SD 0,6x3,5x100 | **9008330000** |
| | SDI 0,6x3,5x100 | **9008390000** |
| **Crosshead screwdriver** | | |
|  | SDK PH1 | **9008480000** |
| | SDK PZ1 | **9008530000** |

## Ordering data

**Solder pin length**

| Colour | | | | orange | black |
|---|---|---|---|---|---|
| **Pitch** | **5.08 mm** | | | | |
| **Pol.** | L1 | (inch) | **Qty.** | **Order No.** | **Order No.** |
| 2 | 5.08 | 0.200 | 180 | **1948790000** | **1949020000** |
| 3 | 10.16 | 0.400 | 120 | **1948800000** | **1949030000** |
| 4 | 15.24 | 0.600 | 90 | **1948810000** | **1949040000** |
| 5 | 20.32 | 0.800 | 72 | **1948820000** | **1949050000** |
| 6 | 25.40 | 1.000 | 60 | **1948830000** | **1949060000** |
| 7 | 30.48 | 1.200 | 48 | **1948840000** | **1949070000** |
| 8 | 35.56 | 1.400 | 42 | **1948850000** | **1949080000** |
| 9 | 40.64 | 1.600 | 36 | **1948860000** | **1949090000** |
| 10 | 45.72 | 1.800 | 36 | **1948870000** | **1949100000** |
| 11 | 50.80 | 2.000 | 30 | **1948880000** | **1949110000** |
| 12 | 55.88 | 2.200 | 30 | **1948890000** | **1949120000** |
| 13 | 60.96 | 2.400 | 24 | **1948900000** | **1949130000** |
| 14 | 66.04 | 2.600 | 24 | **1948910000** | **1949140000** |
| 15 | 71.12 | 2.800 | 24 | **1948920000** | **1949150000** |
| 16 | 76.20 | 3.000 | 18 | **1948930000** | **1949160000** |
| 17 | 81.28 | 3.200 | 18 | **1948940000** | **1949170000** |
| 18 | 86.36 | 3.400 | 18 | **1948950000** | **1949180000** |
| 19 | 91.44 | 3.600 | 18 | **1948960000** | **1949190000** |
| 20 | 96.52 | 3.800 | 18 | **1948970000** | **1949200000** |
| 21 | 101.60 | 4.000 | 12 | **1948980000** | **1949210000** |
| 22 | 106.68 | 4.200 | 12 | **1948990000** | **1949220000** |
| 23 | 111.76 | 4.400 | 12 | **1949000000** | **1949230000** |
| 24 | 116.84 | 4.600 | 12 | **1949010000** | **1949240000** |

**Representative derating curve**

BLZP 5.08/../270 - SL 5.08/../90

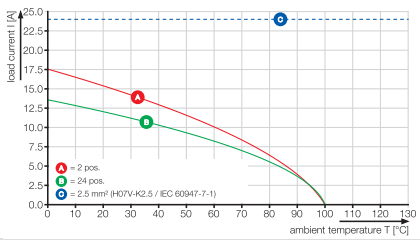




«ЭЛЕКТРО-ПРОФИ» - http://www.ep.ru

## BLZP 5.08/../270F



**Dimensioned drawing**

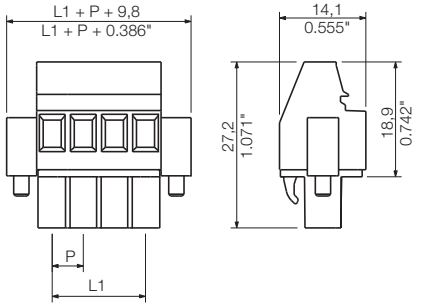


### Ordering data

| Solder pin length | | | | | |
|---|---|---|---|---|---|
| Colour | | | | orange | black |
| **Pitch** | **5.08 mm** | | | | |
| Pol. | L1 | (inch) | Qty. | Order No. | Order No. |
| 2 | 5.08 | 0.200 | 90 | **1950310000** | **1950550000** |
| 3 | 10.16 | 0.400 | 72 | **1950320000** | **1950560000** |
| 4 | 15.24 | 0.600 | 60 | **1950330000** | **1950570000** |
| 5 | 20.32 | 0.800 | 48 | **1950340000** | **1950580000** |
| 6 | 25.40 | 1.000 | 42 | **1950350000** | **1950620000** |
| 7 | 30.48 | 1.200 | 36 | **1950360000** | **1950630000** |
| 8 | 35.56 | 1.400 | 36 | **1950370000** | **1950640000** |
| 9 | 40.64 | 1.600 | 30 | **1950380000** | **1950650000** |
| 10 | 45.72 | 1.800 | 30 | **1950390000** | **1950660000** |
| 11 | 50.80 | 2.000 | 24 | **1950400000** | **1950670000** |
| 12 | 55.88 | 2.200 | 24 | **1950410000** | **1950690000** |
| 13 | 60.96 | 2.400 | 24 | **1950420000** | **1950700000** |
| 14 | 66.04 | 2.600 | 18 | **1950430000** | **1950710000** |
| 15 | 71.12 | 2.800 | 18 | **1950440000** | **1950720000** |
| 16 | 76.20 | 3.000 | 18 | **1950450000** | **1950730000** |
| 17 | 81.28 | 3.200 | 18 | **1950460000** | **1950740000** |
| 18 | 86.36 | 3.400 | 18 | **1950470000** | **1950750000** |
| 19 | 91.44 | 3.600 | 12 | **1950480000** | **1950760000** |
| 20 | 96.52 | 3.800 | 12 | **1950490000** | **1950770000** |
| 21 | 101.60 | 4.000 | 12 | **1950500000** | **1950780000** |
| 22 | 106.68 | 4.200 | 12 | **1950510000** | **1950790000** |
| 23 | 111.76 | 4.400 | 12 | **1950520000** | **1950800000** |
| 24 | 116.84 | 4.600 | 12 | **1950540000** | **1950810000** |

## BLZP 5.08/../270LR

**with release latch**



**Dimensioned drawing**

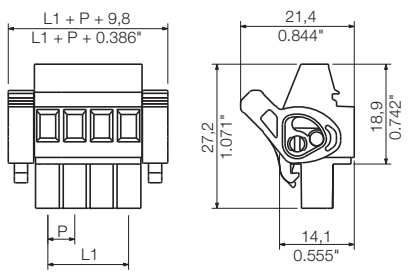


### Ordering data

| Solder pin length | | | | | |
|---|---|---|---|---|---|
| Colour | | | | orange | black |
| **Pitch** | **5.08 mm** | | | | |
| Pol. | L1 | (inch) | Qty. | Order No. | Order No. |
| 2 | 5.08 | 0.200 | 90 | **1947530000** | **1947760000** |
| 3 | 10.16 | 0.400 | 72 | **1947540000** | **1947770000** |
| 4 | 15.24 | 0.600 | 60 | **1947550000** | **1947780000** |
| 5 | 20.32 | 0.800 | 48 | **1947560000** | **1947790000** |
| 6 | 25.40 | 1.000 | 42 | **1947570000** | **1947800000** |
| 7 | 30.48 | 1.200 | 36 | **1947580000** | **1947810000** |
| 8 | 35.56 | 1.400 | 36 | **1947590000** | **1947820000** |
| 9 | 40.64 | 1.600 | 30 | **1947600000** | **1947830000** |
| 10 | 45.72 | 1.800 | 30 | **1947610000** | **1947840000** |
| 11 | 50.80 | 2.000 | 24 | **1947620000** | **1947850000** |
| 12 | 55.88 | 2.200 | 24 | **1947630000** | **1947860000** |
| 13 | 60.96 | 2.400 | 24 | **1947640000** | **1947870000** |
| 14 | 66.04 | 2.600 | 18 | **1947650000** | **1947880000** |
| 15 | 71.12 | 2.800 | 18 | **1947660000** | **1947890000** |
| 16 | 76.20 | 3.000 | 18 | **1947670000** | **1947900000** |
| 17 | 81.28 | 3.200 | 18 | **1947680000** | **1947910000** |
| 18 | 86.36 | 3.400 | 18 | **1947690000** | **1947920000** |
| 19 | 91.44 | 3.600 | 12 | **1947700000** | **1947930000** |
| 20 | 96.52 | 3.800 | 12 | **1947710000** | **1947940000** |
| 21 | 101.60 | 4.000 | 12 | **1947720000** | **1947950000** |
| 22 | 106.68 | 4.200 | 12 | **1947730000** | **1947960000** |
| 23 | 111.76 | 4.400 | 12 | **1947740000** | **1947970000** |
| 24 | 116.84 | 4.600 | 12 | **1947750000** | **1947980000** |

## The 2-in-1 contact

Every pluggable connector covers two contact points and thus must meet two different requirements: First, the wire termination and second, the connection between plug and pin header. Referring to the 5.0x pitch series, Weidmüller offers different wire connection technologies, but one platform contact for the male / female connection since years. This well-designed hybride platform contact ensures a constant quality on a very high level. Hybride means, that we combine metal material featuring different characteristics by welding, in order to devide the contact system into different function zones: Further to the high electric conductance, the current bar is characterized by its hardness, and the tulip contact by its excellent tension properties. The advantage: each function is supported by the most suitable material to reliably and constantly meet the different electrical and mechanical requirements. To put it in a nutshell: Instead of either ... or, it´s even both - perfect for the current, and perfect for the force.





«ЭЛЕКТРО-ПРОФИ» - http://www.ep.ru

# Connectors in 5.08 mm pitch
# Series BL/SL 5.08

## BLZP 5.08/../225



The BLZP is the functional extension of the BLZ series. The „P“ in the part name stands for a plus in security and performance in processing and use.

- WIRE READY – delivered with terminal points already opened
- Power tools can be used with the globally compatible plus/minus screw head
- Folded steel clamping yoke accommodates the connected wire and compensates for temperature fluctuations
- The integrated wire guard prevents dangerous under-insertion of the wire from occurring.
- Lock and release-lever: tool-less locking and gentle releasing of the connector reduces the mechanical stress one the solder joints.

## Product data

IEC: 400 V / 17.5 A / 0.2 - 4 mm²
UL: 300 V / 10 A / AWG 26 - 12

**For additional articles and information, refer to catalog.weidmueller.com**

**Note:**

- Additional colours on request
- Rated current related to rated cross-section and min. No. of poles.
- Wire end ferrule without plastic collar to DIN 46228/1
- Wire end ferrule with plastic collar to DIN 46228/4
- P on drg. = pitch
- Rated data refer only to the component itself. Clearance and creepage distances to other components are to be designed in accordance with the relevant application standards.

## BLZP 5.08/../225



**Dimensioned drawing**

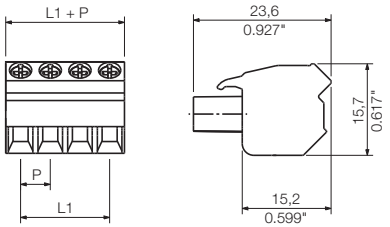


## Technical data

| In compliance with IEC 60664-1 / IEC 61984 | | | | |
|---|---|---|---|---|
| Clamping range, max. | mm² | 0.13...4 | | |
| **Solid core H05(07) V-U** | **mm²** | **0.2...4** | | |
| Stranded H07 V-R | | | | |
| Flexible H05(07) V-K | mm² | 0.2...4 | | |
| Flexible with ferrule | mm² | 0.2...4 | | |
| Ferrule with plastic collar | mm² | 0.2...2.5 | | |
| Stripping length | mm | 7 | | |
| Screwdriver blade | mm | 0.6 x 3.5 | | |
| According to norm | | DIN 5264 | | |
| Tightening torque range | Nm | 0.4...0.5 | | |
| **Rated current, max.** | **A** | **17.5** | | **14** |
| At ambient temperature | | 20°C | | 40°C |
| For conductor cross-section | mm² | 4 | | |
| Overvoltage category | | III | III | II |
| Pollution severity | | 3 | 2 | 2 |
| **Rated voltage** | **V** | **250** | **320** | **400** |
| Rated impulse voltage | kV | 4 | 4 | 4 |
| **UL / CUL (Use Group)** | | **B** | **C** | **D** |
| **Rated voltage** | **V** | **300** | **50** | **300** |
| **Rated current** | **A** | **10** | | **10** |
| **AWG conductor** | **AWG** | **26-12** | | |
| **CSA (Use Group)** | | **B** | **C** | **D** |
| Rated voltage | V | 300 | 50 | 300 |
| Rated current | A | 10 | | 10 |
| AWG conductor | AWG | 26-12 | | |
| **General data** | | | | |
| Type of insulation material | | PBT | | |
| Flammability class UL 94 | | V-0 | | |
| Contact base material | | Copper alloy | | |
| Material of contact surface | | tinned | | |
| Pin dimensions = d | mm | | | |
| Solder eyelet Ø = D | mm | | | |
| Solder eyelet Ø tolerance | mm | | | |

## Accessories

**Note:** Refer to the Accessories chapter for additional accessories.

| Coding | | Order No. |
|---|---|---|
|  | BLZ/SL KO OR | **1573010000** |
| | BLZ/SL KO SW | **1545710000** |
| **Screwdriver** | | |
|  | SD 0,6x3,5x100 | **9008330000** |
| | SDI 0,6x3,5x100 | **9008390000** |
| **Crosshead screwdriver** | | |
|  | SDK PH1 | **9008480000** |
| | SDK PZ1 | **9008530000** |

## Ordering data

**Solder pin length**

| Colour | | | | orange | black |
|---|---|---|---|---|---|
| **Pitch** | **5.08 mm** | | | | |
| **Pol.** | L1 | (inch) | **Qty.** | **Order No.** | **Order No.** |
| 2 | 5.08 | 0.200 | 180 | **1946250000** | **1946560000** |
| 3 | 10.16 | 0.400 | 120 | **1946260000** | **1946570000** |
| 4 | 15.24 | 0.600 | 90 | **1946270000** | **1946580000** |
| 5 | 20.32 | 0.800 | 72 | **1946280000** | **1946590000** |
| 6 | 25.40 | 1.000 | 60 | **1946290000** | **1946600000** |
| 7 | 30.48 | 1.200 | 48 | **1946300000** | **1946610000** |
| 8 | 35.56 | 1.400 | 42 | **1946310000** | **1946620000** |
| 9 | 40.64 | 1.600 | 36 | **1946320000** | **1946630000** |
| 10 | 45.72 | 1.800 | 36 | **1946330000** | **1946640000** |
| 11 | 50.80 | 2.000 | 30 | **1946340000** | **1946650000** |
| 12 | 55.88 | 2.200 | 30 | **1946350000** | **1946660000** |
| 13 | 60.96 | 2.400 | 24 | **1946360000** | **1946670000** |
| 14 | 66.04 | 2.600 | 24 | **1946370000** | **1946680000** |
| 15 | 71.12 | 2.800 | 24 | **1946380000** | **1946690000** |
| 16 | 76.20 | 3.000 | 18 | **1946390000** | **1946700000** |
| 17 | 81.28 | 3.200 | 18 | **1946400000** | **1946710000** |
| 18 | 86.36 | 3.400 | 18 | **1946410000** | **1946720000** |
| 19 | 91.44 | 3.600 | 18 | **1946420000** | **1946730000** |
| 20 | 96.52 | 3.800 | 18 | **1946430000** | **1946740000** |
| 21 | 101.60 | 4.000 | 12 | **1946440000** | **1946750000** |
| 22 | 106.68 | 4.200 | 12 | **1946450000** | **1946760000** |
| 23 | 111.76 | 4.400 | 12 | **1946460000** | **1946770000** |
| 24 | 116.84 | 4.600 | 12 | **1946480000** | **1946780000** |

**Representative derating curve**

BLZP 5.08/../225 - SL 5.08/../90

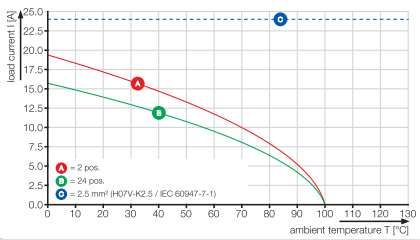




«ЭЛЕКТРО-ПРОФИ» - http://www.ep.ru

## BLZP 5.08/../225B



**Dimensioned drawing**

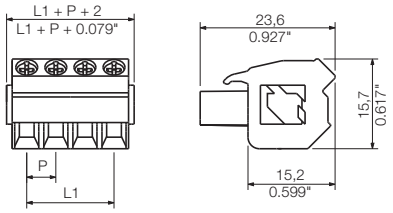


## Ordering data

| Solder pin length | | | | | |
|---|---|---|---|---|---|
| Colour | | | | orange | black |
| **Pitch** | **5.08 mm** | | | | |
| **Pol.** | L1 | (inch) | **Qty.** | **Order No.** | **Order No.** |
| 2 | 5.08 | 0.200 | 150 | **1945750000** | **1945980000** |
| 3 | 10.16 | 0.400 | 108 | **1945760000** | **1945990000** |
| 4 | 15.24 | 0.600 | 78 | **1945770000** | **1946000000** |
| 5 | 20.32 | 0.800 | 66 | **1945780000** | **1946010000** |
| 6 | 25.40 | 1.000 | 54 | **1945790000** | **1946020000** |
| 7 | 30.48 | 1.200 | 48 | **1945800000** | **1946030000** |
| 8 | 35.56 | 1.400 | 42 | **1945810000** | **1946040000** |
| 9 | 40.64 | 1.600 | 36 | **1945820000** | **1946050000** |
| 10 | 45.72 | 1.800 | 30 | **1945830000** | **1946060000** |
| 11 | 50.80 | 2.000 | 30 | **1945840000** | **1946070000** |
| 12 | 55.88 | 2.200 | 24 | **1945850000** | **1946080000** |
| 13 | 60.96 | 2.400 | 24 | **1945860000** | **1946090000** |
| 14 | 66.04 | 2.600 | 24 | **1945870000** | **1946100000** |
| 15 | 71.12 | 2.800 | 24 | **1945880000** | **1946110000** |
| 16 | 76.20 | 3.000 | 18 | **1945890000** | **1946120000** |
| 17 | 81.28 | 3.200 | 18 | **1945900000** | **1946130000** |
| 18 | 86.36 | 3.400 | 18 | **1945910000** | **1946140000** |
| 19 | 91.44 | 3.600 | 18 | **1945920000** | **1946150000** |
| 20 | 96.52 | 3.800 | 18 | **1945930000** | **1946160000** |
| 21 | 101.60 | 4.000 | 12 | **1945940000** | **1946170000** |
| 22 | 106.68 | 4.200 | 12 | **1945950000** | **1946180000** |
| 23 | 111.76 | 4.400 | 12 | **1945960000** | **1946190000** |
| 24 | 116.84 | 4.600 | 12 | **1945970000** | **1946200000** |

## The 2-in-1 contact

Every pluggable connector covers two contact points and thus must meet two different requirements: First, the wire termination and second, the connection between plug and pin header. Referring to the 5.0x pitch series, Weidmüller offers different wire connection technologies, but one platform contact for the male / female connection since years. This well-designed hybride platform contact ensures a constant quality on a very high level. Hybride means, that we combine metal material featuring different characteristics by welding, in order to devide the contact system into different function zones: Further to the high electric conductance, the current bar is characterized by its hardness, and the tulip contact by its excellent tension properties. The advantage: each function is supported by the most suitable material to reliably and constantly meet the different electrical and mechanical requirements. To put it in a nutshell: Instead of either ... or, it´s even both - perfect for the current, and perfect for the force.





«ЭЛЕКТРО-ПРОФИ» - http://www.ep.ru

# Connectors in 5.08 mm pitch
# Series BL/SL 5.08

## BLT 5.08/../180



The BLT is currently the most compact TOP connection of its type available in 5.08 mm pitch.

- The BLT's „pull effect" ensures that the connected wire is pulled in to the clamping point.
- The extra flat shape allows for dense component assembly.
- The specialist for cramped installations
- The screw connect and the cable entry are located on the same side of the connector.
- Lock and release-lever: tool-less locking and gentle releasing of the connector reduces the mechanical stress one the solder joints.

## Product data

IEC: 400 V / 17 A / 0.2 - 2.5 mm²
UL: 300 V / 10 A / AWG 26 - 14

**For additional articles and information, refer to catalog.weidmueller.com**

**Note:**

- Additional colours on request
- Gold-plated contact surfaces on request
- Rated current related to rated cross-section and min. No. of poles.
- Wire end ferrule without plastic collar to DIN 46228/1
- Wire end ferrule with plastic collar to DIN 46228/4
- Crimp form A for wire end ferrules with PZ 6/5 crimping tool are recommended for the largest cable sizes.
- P on drg. = pitch
- Rated data refer only to the component itself. Clearance and creepage distances to other components are to be designed in accordance with the relevant application standards.

## BLT 5.08/../180



**Dimensioned drawing**

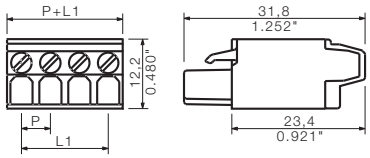


## Technical data

| In compliance with IEC 60664-1 / IEC 61984 | | | | |
|---|---|---|---|---|
| Clamping range, max. | mm² | 0.13...2.5 | | |
| **Solid core H05(07) V-U** | **mm²** | **0.2...2.5** | | |
| Stranded H07 V-R | | | | |
| Flexible H05(07) V-K | mm² | 0.2...1.5 | | |
| Flexible with ferrule | mm² | 0.2...1.5 | | |
| Ferrule with plastic collar | mm² | 0.2...1.5 | | |
| Stripping length | mm | 13 | | |
| Screwdriver blade | mm | 0.6 x 3.5 | | |
| According to norm | | DIN 5264 | | |
| Tightening torque range | Nm | 0.4...0.5 | | |
| **Rated current, max.** | **A** | **17** | | **15** |
| At ambient temperature | | 20°C | | 40°C |
| For conductor cross-section | mm² | 2.5 | | |
| Overvoltage category | | III | III | II |
| Pollution severity | | 3 | 2 | 2 |
| **Rated voltage** | **V** | **250** | **320** | **400** |
| Rated impulse voltage | kV | 4 | 4 | 4 |
| **UL / CUL (Use Group)** | | **B** | **C** | **D** |
| **Rated voltage** | **V** | **300** | | **300** |
| **Rated current** | **A** | **10** | | **10** |
| **AWG conductor** | **AWG** | **26-14** | | |
| **CSA (Use Group)** | | **B** | **C** | **D** |
| Rated voltage | V | 300 | | 300 |
| Rated current | A | 10 | | 10 |
| AWG conductor | AWG | 26-14 | | |
| **General data** | | | | |
| Type of insulation material | | PBT | | |
| Flammability class UL 94 | | V-0 | | |
| Contact base material | | CuSn | | |
| Material of contact surface | | tinned | | |
| Pin dimensions = d | mm | | | |
| Solder eyelet Ø = D | mm | | | |
| Solder eyelet Ø tolerance | mm | | | |

## Accessories

**Note:** Refer to the Accessories chapter for additional accessories.

| Strain relief | | Order No. |
|---|---|---|
|  | BLAT ZE4 OR | **1577980000** |
| | BLAT ZE8 OR | **1578010000** |
| **Coding** | | |
|  | BLZ/SL KO OR | **1573010000** |
| | BLZ/SL KO SW | **1545710000** |
| **Screwdriver** | | |
|  | SD 0,6x3,5x100 | **9008330000** |
| | SDI 0,6x3,5x100 | **9008390000** |

## Ordering data

**Solder pin length**

| Colour | | | | orange | black |
|---|---|---|---|---|---|
| **Pitch** | **5.08 mm** | | | | |
| **Pol.** | L1 | (inch) | **Qty.** | **Order No.** | **Order No.** |
| 2 | 5.08 | 0.200 | 180 | **1499560000** | **1499510000** |
| 3 | 10.16 | 0.400 | 120 | **1499660000** | **1499610000** |
| 4 | 15.24 | 0.600 | 90 | **1499760000** | **1499710000** |
| 5 | 20.32 | 0.800 | 72 | **1499860000** | **1499810000** |
| 6 | 25.40 | 1.000 | 60 | **1499960000** | **1499910000** |
| 7 | 30.48 | 1.200 | 48 | **1500060000** | **1500010000** |
| 8 | 35.56 | 1.400 | 42 | **1500160000** | **1500110000** |
| 9 | 40.64 | 1.600 | 36 | **1500260000** | **1500210000** |
| 10 | 45.72 | 1.800 | 36 | **1500360000** | **1500310000** |
| 11 | 50.80 | 2.000 | 30 | **1500460000** | **1500410000** |
| 12 | 55.88 | 2.200 | 30 | **1500560000** | **1500510000** |
| 13 | 60.96 | 2.400 | 24 | **1500660000** | **1500610000** |
| 14 | 66.04 | 2.600 | 24 | **1500760000** | **1500710000** |
| 15 | 71.12 | 2.800 | 24 | **1500860000** | **1500810000** |
| 16 | 76.20 | 3.000 | 18 | **1500960000** | **1500910000** |
| 17 | 81.28 | 3.200 | 18 | **1501060000** | **1501010000** |
| 18 | 86.36 | 3.400 | 18 | **1501160000** | **1501110000** |
| 19 | 91.44 | 3.600 | 18 | **1501260000** | **1501210000** |
| 20 | 96.52 | 3.800 | 18 | **1501360000** | **1501310000** |
| 21 | 101.60 | 4.000 | 12 | **1501460000** | **1501410000** |
| 22 | 106.68 | 4.200 | 12 | **1501560000** | **1501510000** |
| 23 | 111.76 | 4.400 | 12 | **1501660000** | **1501610000** |
| 24 | 116.84 | 4.600 | 12 | **1501760000** | **1501710000** |

**Representative derating curve**

BLT 5.08/../180 - SL 5.08/../90

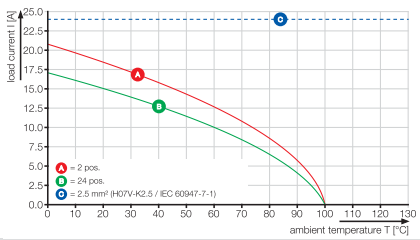




«ЭЛЕКТРО-ПРОФИ» - http://www.ep.ru

## BLT 5.08/../180F



**Dimensioned drawing**

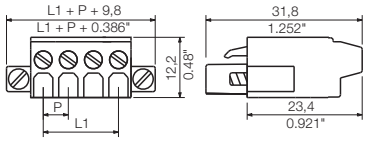


### Ordering data

| Solder pin length | | | | | |
|---|---|---|---|---|---|
| Colour | | | | orange | black |
| **Pitch** | **5.08 mm** | | | | |
| Pol. | L1 | (inch) | Qty. | Order No. | Order No. |
| 2 | 5.08 | 0.200 | 90 | **1843990000** | **1844220000** |
| 3 | 10.16 | 0.400 | 72 | **1844000000** | **1844230000** |
| 4 | 15.24 | 0.600 | 60 | **1844010000** | **1844240000** |
| 5 | 20.32 | 0.800 | 48 | **1844020000** | **1844250000** |
| 6 | 25.40 | 1.000 | 50 | **1844030000** | **1844260000** |
| 7 | 30.48 | 1.200 | 36 | **1844040000** | **1844270000** |
| 8 | 35.56 | 1.400 | 36 | **1844050000** | **1844280000** |
| 9 | 40.64 | 1.600 | 30 | **1844060000** | **1844290000** |
| 10 | 45.72 | 1.800 | 30 | **1844070000** | **1844300000** |
| 11 | 50.80 | 2.000 | 24 | **1844080000** | **1844310000** |
| 12 | 55.88 | 2.200 | 24 | **1844090000** | **1844320000** |
| 13 | 60.96 | 2.400 | 24 | **1844100000** | **1844330000** |
| 14 | 66.04 | 2.600 | 18 | **1844110000** | **1844340000** |
| 15 | 71.12 | 2.800 | 18 | **1844120000** | **1844350000** |
| 16 | 76.20 | 3.000 | 18 | **1844130000** | **1844360000** |
| 17 | 81.28 | 3.200 | 18 | **1844140000** | **1844370000** |
| 18 | 86.36 | 3.400 | 18 | **1844150000** | **1844380000** |
| 19 | 91.44 | 3.600 | 12 | **1844160000** | **1844390000** |
| 20 | 96.52 | 3.800 | 12 | **1844170000** | **1844400000** |
| 21 | 101.60 | 4.000 | 12 | **1844180000** | **1844410000** |
| 22 | 106.68 | 4.200 | 12 | **1844190000** | **1844420000** |
| 23 | 111.76 | 4.400 | 12 | **1844200000** | **1844430000** |
| 24 | 116.84 | 4.600 | 12 | **1844210000** | **1844440000** |

## BLT 5.08/../180LR

**with release bar**



**Dimensioned drawing**

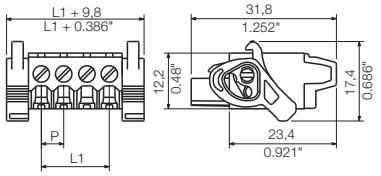


### Ordering data

| Solder pin length | | | | | |
|---|---|---|---|---|---|
| Colour | | | | orange | black |
| **Pitch** | **5.08 mm** | | | | |
| Pol. | L1 | (inch) | Qty. | Order No. | Order No. |
| 2 | 5.08 | 0.200 | 90 | **1890220000** | **1894130000** |
| 3 | 10.16 | 0.400 | 72 | **1890230000** | **1894140000** |
| 4 | 15.24 | 0.600 | 60 | **1890240000** | **1894150000** |
| 5 | 20.32 | 0.800 | 48 | **1890250000** | **1894160000** |
| 6 | 25.40 | 1.000 | 42 | **1890260000** | **1894170000** |
| 7 | 30.48 | 1.200 | 36 | **1890270000** | **1894180000** |
| 8 | 35.56 | 1.400 | 36 | **1890280000** | **1894190000** |
| 9 | 40.64 | 1.600 | 30 | **1890290000** | **1894200000** |
| 10 | 45.72 | 1.800 | 30 | **1890300000** | **1894210000** |
| 11 | 50.80 | 2.000 | 24 | **1890310000** | **1894220000** |
| 12 | 55.88 | 2.200 | 24 | **1890320000** | **1894230000** |
| 13 | 60.96 | 2.400 | 24 | **1890330000** | **1894240000** |
| 14 | 66.04 | 2.600 | 18 | **1890340000** | **1894250000** |
| 15 | 71.12 | 2.800 | 18 | **1890350000** | **1894260000** |
| 16 | 76.20 | 3.000 | 18 | **1890360000** | **1894270000** |
| 17 | 81.28 | 3.200 | 18 | **1890370000** | **1894280000** |
| 18 | 86.36 | 3.400 | 18 | **1890380000** | **1894290000** |
| 19 | 91.44 | 3.600 | 12 | **1890390000** | **1894310000** |
| 20 | 96.52 | 3.800 | 12 | **1890400000** | **1894330000** |
| 21 | 101.60 | 4.000 | 12 | **1890410000** | **1894340000** |
| 22 | 106.68 | 4.200 | 12 | **1890420000** | **1894350000** |
| 23 | 111.76 | 4.400 | 12 | **1890430000** | **1894360000** |
| 24 | 116.84 | 4.600 | 12 | **1890440000** | **1894370000** |

## The 2-in-1 contact

Every pluggable connector covers two contact points and thus must meet two different requirements: First, the wire termination and second, the connection between plug and pin header. Referring to the 5.0x pitch series, Weidmüller offers different wire connection technologies, but one platform contact for the male / female connection since years. This well-designed hybride platform contact ensures a constant quality on a very high level. Hybride means, that we combine metal material featuring different characteristics by welding, in order to devide the contact system into different function zones: Further to the high electric conductance, the current bar is characterized by its hardness, and the tulip contact by its excellent tension properties. The advantage: each function is supported by the most suitable material to reliably and constantly meet the different electrical and mechanical requirements. To put it in a nutshell: Instead of either ... or, it´s even both - perfect for the current, and perfect for the force.





«ЭЛЕКТРО-ПРОФИ» - http://www.ep.ru

# Connectors in 5.08 mm pitch
# Series BL/SL 5.08

## BLZ 5.08/../180 QV2



Female plug with clamping-yoke screw connection and internal cross-connections for the 1-2 & 3-4 wire connections; with straight wire outlet.

- Bus signals of up to 32 A can be safely looped through
- This permits an interruption-free decoupling of individual modules from the network.
- Folded steel clamping yoke accommodates the connected wire and compensates for temperature fluctuations
- The cross-connections are clearly marked.

## Product data

IEC: 400 V / 17.5 / 0.2 - 2.5 mm²
UL: 300 V / 15 A / AWG 26 - 12

**For additional articles and information, refer to catalog.weidmueller.com**

**Note:**

- Additional colours on request
- Gold-plated contact surfaces on request
- Rated current related to rated cross-section and min. No. of poles.
- Wire end ferrule without plastic collar to DIN 46228/1
- Wire end ferrule with plastic collar to DIN 46228/4
- P on drg. = pitch
- Rated data refer only to the component itself. Clearance and creepage distances to other components are to be designed in accordance with the relevant application standards.

## BLZ 5.08/../180 QV2

**with cross-connection**



**Dimensioned drawing**

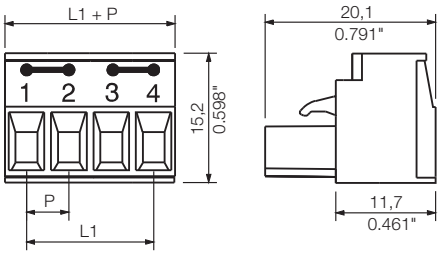


## Technical data

| In compliance with IEC 60664-1 / IEC 61984 | | | | |
|---|---|---|---|---|
| Clamping range, max. | mm² | 0.13...4 | | |
| **Solid core H05(07) V-U** | **mm²** | **0.2...2.5** | | |
| Stranded H07 V-R | | | | |
| Flexible H05(07) V-K | mm² | 0.2...4 | | |
| Flexible with ferrule | mm² | 0.2...2.5 | | |
| Ferrule with plastic collar | mm² | 0.2...2.5 | | |
| Stripping length | mm | 7 | | |
| Screwdriver blade | mm | 0.6 x 3.5 | | |
| According to norm | | DIN 5264 | | |
| Tightening torque range | Nm | 0.4...0.5 | | |
| **Rated current, max.** | **A** | **17.5** | | **15** |
| At ambient temperature | | 20°C | | 40°C |
| For conductor cross-section | mm² | 2.5 | | |
| Overvoltage category | | III | III | II |
| Pollution severity | | 3 | 2 | 2 |
| **Rated voltage** | **V** | **250** | **320** | **400** |
| Rated impulse voltage | kV | 4 | 4 | 4 |
| **UL / CUL (Use Group)** | | **B** | **C** | **D** |
| **Rated voltage** | **V** | **300** | | **300** |
| **Rated current** | **A** | **15** | | **10** |
| **AWG conductor** | **AWG** | **26-12** | | |
| **CSA (Use Group)** | | **B** | **C** | **D** |
| Rated voltage | V | 300 | | 300 |
| Rated current | A | 15 | | 10 |
| AWG conductor | AWG | 26-12 | | |
| **General data** | | | | |
| Type of insulation material | | PBT | | |
| Flammability class UL 94 | | V-0 | | |
| Contact base material | | Copper alloy | | |
| Material of contact surface | | tinned | | |
| Pin dimensions = d | mm | | | |
| Solder eyelet Ø = D | mm | | | |
| Solder eyelet Ø tolerance | mm | | | |

## Accessories

**Note:** Refer to the Accessories chapter for additional accessories.

| Strain relief | | Order No. |
|---|---|---|
|  | BLZ 5.08 ZE4 OR | **1652110000** |
| | BLZ 5.08 ZE4 SW | **1652130000** |
| | BLZ 5.08 ZE8 OR | **1652050000** |
| | BLZ 5.08 ZE8 SW | **1652070000** |
| **Coding** | | |
|  | BLZ/SL KO OR | **1573010000** |
| | BLZ/SL KO SW | **1545710000** |
| **Screwdriver** | | |
|  | SD 0,6x3,5x100 | **9008330000** |
| | SDI 0,6x3,5x100 | **9008390000** |

## Ordering data

**Solder pin length**

| Colour | | | | orange | black |
|---|---|---|---|---|---|
| **Pitch** | **5.08 mm** | | | | |
| **Pol.** | L1 | (inch) | **Qty.** | **Order No.** | **Order No.** |
| 4 | 15.24 | 0.300 | 100 | **1839770000** | **1839780000** |

**Representative derating curve**

BLT 5.08/../180 - SL 5.08/../90

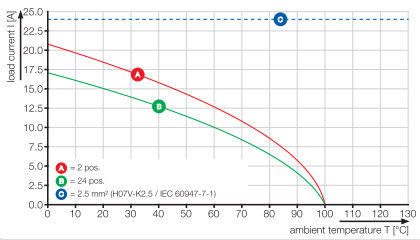




«ЭЛЕКТРО-ПРОФИ» - http://www.ep.ru

## BLZ 5.08/../180F QV2

**with cross-connection**



**Dimensioned drawing**

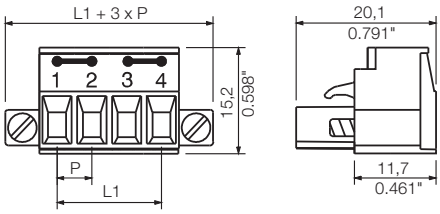


## Ordering data

| Solder pin length | | | | | |
|---|---|---|---|---|---|
| Colour | | | | orange | black |
| **Pitch** | **5.08 mm** | | | | |
| **Pol.** | L1 | (inch) | **Qty.** | **Order No.** | **Order No.** |
| 4 | 15.24 | 0.300 | 100 | **1846870000** | **1844500000** |

## Examples of applications

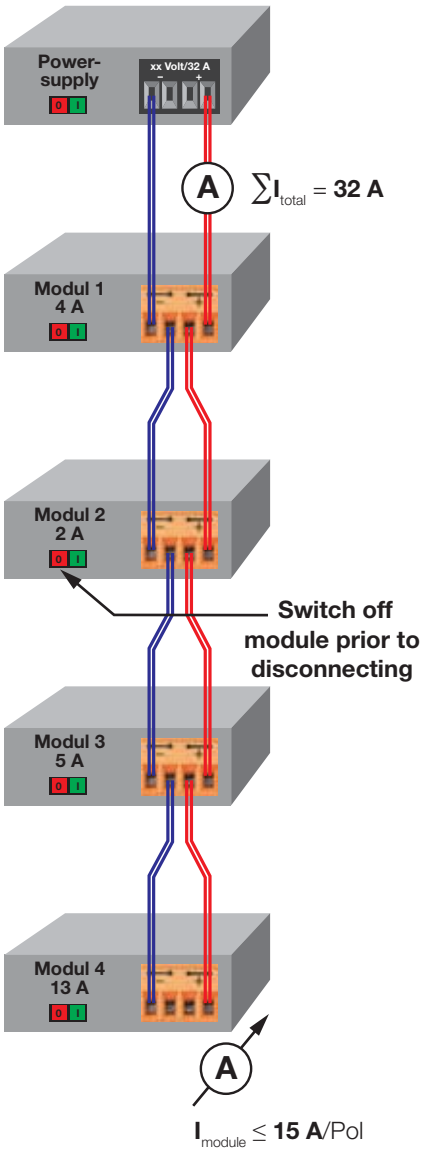


**32 A maximum bus current**
**15 A maximum module current**

## The 2-in-1 contact

Every pluggable connector covers two contact points and thus must meet two different requirements: First, the wire termination and second, the connection between plug and pin header. Referring to the 5.0x pitch series, Weidmüller offers different wire connection technologies, but one platform contact for the male / female connection since years. This well-designed hybride platform contact ensures a constant quality on a very high level. Hybride means, that we combine metal material featuring different characteristics by welding, in order to devide the contact system into different function zones: Further to the high electric conductance, the current bar is characterized by its hardness, and the tulip contact by its excellent tension properties. The advantage: each function is supported by the most suitable material to reliably and constantly meet the different electrical and mechanical requirements. To put it in a nutshell: Instead of either ... or, it´s even both - perfect for the current, and perfect for the force.





«ЭЛЕКТРО-ПРОФИ» - http://www.ep.ru

# Connectors in 5.08 mm pitch
# Series BL/SL 5.08

## BLZ DN 5.08/../180



Female plug with clamping-yoke screw connection and straight wire outlet; used as terminating piece in bus applications.

- A manual diagnosis can be carried out using the test point.
- The gold-plated contact system can be plugged in and disconnected up to 1000 times.
- DeviceNet colour markings are clearly visible
- Folded steel clamping yoke accommodates the connected wire and compensates for temperature fluctuations
- Availbale with screw flange (F).

## Product data

IEC: 400 V / 15 A / 0.2 - 2.5 mm²
UL: 300 V / 15 A / AWG 22 - 12

**For additional articles and information, refer to catalog.weidmueller.com**

**Note:**

- Additional colours on request
- Rated current related to rated cross-section and min. No. of poles.
- Wire end ferrule without plastic collar to DIN 46228/1
- Wire end ferrule with plastic collar to DIN 46228/4
- P on drg. = pitch
- Rated data refer only to the component itself. Clearance and creepage distances to other components are to be designed in accordance with the relevant application standards.

## BLZ DN 5.08/../180 AU

**with test point**



**Dimensioned drawing**

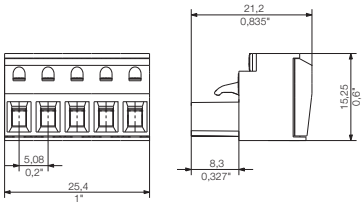


## Technical data

| In compliance with IEC 60664-1 / IEC 61984 | | | | |
|---|---|---|---|---|
| Clamping range, max. | mm² | 0.13...3.31 | | |
| **Solid core H05(07) V-U** | **mm²** | **0.2...2.5** | | |
| Stranded H07 V-R | | | | |
| Flexible H05(07) V-K | mm² | 0.2...2.5 | | |
| Flexible with ferrule | mm² | 0.2...2.5 | | |
| Ferrule with plastic collar | mm² | 0.2...2.5 | | |
| Stripping length | mm | 7 | | |
| Screwdriver blade | mm | 0.6 x 3.5 | | |
| According to norm | | DIN 5264 | | |
| Tightening torque range | Nm | 0.4...0.5 | | |
| **Rated current, max.** | **A** | **15** | | **12** |
| At ambient temperature | | 20°C | | 40°C |
| For conductor cross-section | mm² | 2.5 | | |
| Overvoltage category | | III | III | II |
| Pollution severity | | 3 | 2 | 2 |
| **Rated voltage** | **V** | **250** | **320** | **400** |
| Rated impulse voltage | kV | 4 | 4 | 4 |
| **UL / CUL (Use Group)** | | **B** | **C** | **D** |
| **Rated voltage** | **V** | **300** | | **300** |
| **Rated current** | **A** | **15** | | **10** |
| **AWG conductor** | **AWG** | **22-12** | | |
| **CSA (Use Group)** | | **B** | **C** | **D** |
| Rated voltage | V | 300 | | 300 |
| Rated current | A | 15 | | 10 |
| AWG conductor | AWG | 26-12 | | |
| **General data** | | | | |
| Type of insulation material | | PBT | | |
| Flammability class UL 94 | | V-0 | | |
| Contact base material | | Copper alloy | | |
| Material of contact surface | | gold-plated | | |
| Pin dimensions = d | mm | | | |
| Solder eyelet Ø = D | mm | | | |
| Solder eyelet Ø tolerance | mm | | | |

## Accessories

**Note:** Refer to the Accessories chapter for additional accessories.

| Strain relief | | Order No. |
|---|---|---|
|  | BLZ 5.08 ZE4 OR | **1652110000** |
| | BLZ 5.08 ZE4 SW | **1652130000** |
| **Coding** | | |
|  | BLZ/SL KO OR | **1573010000** |
| | BLZ/SL KO SW | **1545710000** |
| **Screwdriver** | | |
|  | SD 0,6x3,5x100 | **9008330000** |
| | SDI 0,6x3,5x100 | **9008390000** |

## Ordering data

**Solder pin length**

**Colour** Agate grey

**Pitch 5.08 mm**

| Pol. | L1 | (inch) | Qty. | Order No. |
|---|---|---|---|---|
| 5 | 20.32 | 0.800 | 50 | **1933560000** |

**Representative derating curve**

BLZ DN 5.08/../180 - SL DN 5.08/../90F

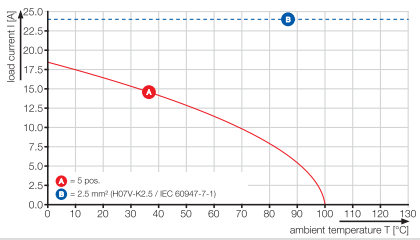




«ЭЛЕКТРО-ПРОФИ» - http://www.ep.ru

## BLZ DN 5.08/../180F AU

**with test point**



**Dimensioned drawing**

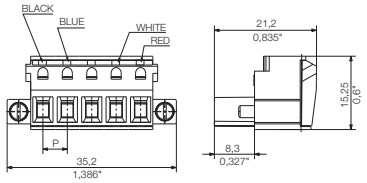


## Ordering data

**Solder pin length**

**Colour** — **Agate grey**

**Pitch 5.08 mm**

| Pol. | L1 | (inch) | Qty. | Order No. |
|---|---|---|---|---|
| 5 | 20.32 | 0.800 | 50 | **1933550000** |
| 5 | 20.32 | 0.800 | 50 | **1933570000** |

## The 2-in-1 contact

Every pluggable connector covers two contact points and thus must meet two different requirements: First, the wire termination and second, the connection between plug and pin header. Referring to the 5.0x pitch series, Weidmüller offers different wire connection technologies, but one platform contact for the male / female connection since years. This well-designed hybride platform contact ensures a constant quality on a very high level. Hybride means, that we combine metal material featuring different characteristics by welding, in order to devide the contact system into different function zones: Further to the high electric conductance, the current bar is characterized by its hardness, and the tulip contact by its excellent tension properties. The advantage: each function is supported by the most suitable material to reliably and constantly meet the different electrical and mechanical requirements. To put it in a nutshell: Instead of either ... or, it´s even both - perfect for the current, and perfect for the force.





«ЭЛЕКТРО-ПРОФИ» - http://www.ep.ru

# Connectors in 5.08 mm pitch
# Series BL/SL 5.08

## BLDZ DN 5.08/../180F



Bus plug with two connections per pole, with clamping-yoke screw connection

- Bus signals can be safely looped through (e.g., DeviceNet)
- This permits an interruption-free decoupling of individual modules from the network.
- A manual diagnosis can be carried out using the test point.
- The gold-plated contact system can be plugged in and disconnected up to 1000 times.
- DeviceNet colour markings are clearly visible
- Folded steel clamping yoke accommodates the connected wire and compensates for temperature fluctuations

## Product data

IEC: 400 V / 16 A / 0.2 - 2.5 mm²
UL: 300 V / 15 A / AWG 22 - 12

**For additional articles and information, refer to catalog.weidmueller.com**

**Note:**

- Additional colours on request
- Rated current related to rated cross-section and min. No. of poles.
- Wire end ferrule without plastic collar to DIN 46228/1
- Wire end ferrule with plastic collar to DIN 46228/4
- P on drg. = pitch
- Rated data refer only to the component itself. Clearance and creepage distances to other components are to be designed in accordance with the relevant application standards.

## BLDZ DN 5.08/../180F AU

**with test point and connector guide**



**Dimensioned drawing**

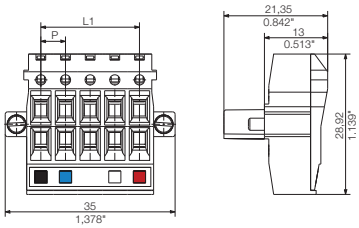


## Technical data

| | | | | |
|---|---|---|---|---|
| **In compliance with IEC 60664-1 / IEC 61984** | | | | |
| Clamping range, max. | mm² | 0.13...2.5 | | |
| **Solid core H05(07) V-U** | **mm²** | **0.2...2.5** | | |
| Stranded H07 V-R | | | | |
| Flexible H05(07) V-K | mm² | 0.2...2.5 | | |
| Flexible with ferrule | mm² | 0.2...2.5 | | |
| Ferrule with plastic collar | mm² | 0.2...2.5 | | |
| Stripping length | mm | 7 | | |
| Screwdriver blade | mm | 0.6 x 3.5 | | |
| According to norm | | DIN 5264 | | |
| Tightening torque range | Nm | 0.4...0.5 | | |
| **Rated current, max.** | **A** | **16** | | **14** |
| At ambient temperature | | 20°C | | 40°C |
| For conductor cross-section | mm² | 2.5 | | |
| Overvoltage category | | III | III | II |
| Pollution severity | | 3 | 2 | 2 |
| **Rated voltage** | **V** | **250** | **320** | **400** |
| Rated impulse voltage | kV | 4 | 4 | 4 |
| **UL / CUL (Use Group)** | | **B** | **C** | **D** |
| **Rated voltage** | **V** | **300** | | **300** |
| **Rated current** | **A** | **15** | | **10** |
| **AWG conductor** | **AWG** | **22-12** | | |
| **CSA (Use Group)** | | **B** | **C** | **D** |
| Rated voltage | V | 300 | | 300 |
| Rated current | A | 15 | | 10 |
| AWG conductor | AWG | 26-12 | | |
| **General data** | | | | |
| Type of insulation material | | PBT | | |
| Flammability class UL 94 | | V-0 | | |
| Contact base material | | Copper alloy | | |
| Material of contact surface | | gold-plated | | |
| Pin dimensions = d | mm | | | |
| Solder eyelet Ø = D | mm | | | |
| Solder eyelet Ø tolerance | mm | | | |

## Accessories

**Note:** Refer to the Accessories chapter for additional accessories.

| Coding | | Order No. |
|---|---|---|
|  | BLZ/SL KO OR | **1573010000** |
| | BLZ/SL KO SW | **1545710000** |
| **Screwdriver** | | |
|  | SD 0,6x3,5x100 | **9008330000** |
| | SDI 0,6x3,5x100 | **9008390000** |

## Ordering data

**Solder pin length**

**Colour** Agate grey

**Pitch 5.08 mm**

| Pol. | L1 | (inch) | Qty. | Order No. |
|---|---|---|---|---|
| 5 | 20.32 | 0.800 | 50 | **1919990000** |

**Representative derating curve**

BLDZ DN 5.08/180 - SL DN 5.08/../90F

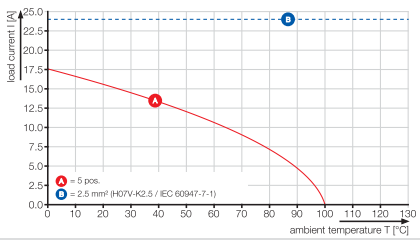




«ЭЛЕКТРО-ПРОФИ» - http://www.ep.ru

## The 2-in-1 contact

Every pluggable connector covers two contact points and thus must meet two different requirements: First, the wire termination and second, the connection between plug and pin header. Referring to the 5.0x pitch series, Weidmüller offers different wire connection technologies, but one platform contact for the male / female connection since years. This well-designed hybride platform contact ensures a constant quality on a very high level. Hybride means, that we combine metal material featuring different characteristics by welding, in order to devide the contact system into different function zones: Further to the high electric conductance, the current bar is characterized by its hardness, and the tulip contact by its excellent tension properties. The advantage: each function is supported by the most suitable material to reliably and constantly meet the different electrical and mechanical requirements. To put it in a nutshell: Instead of either ... or, it´s even both - perfect for the current, and perfect for the force.





«ЭЛЕКТРО-ПРОФИ» - http://www.ep.ru

# Connectors in 5.08 mm pitch
# Series BL/SL 5.08

## BLDT 5.08/../180



Bus plug with two connections per pole, with clamping-yoke screw connection
- Bus signals can be safely looped through
- This permits an interruption-free decoupling of individual modules from the network.
- Large labelling area on the top side
- Folded steel clamping yoke accommodates the connected wire and compensates for temperature fluctuations

## Product data

IEC: 400 V / 14 A / 0.2 - 2.5 mm²
UL: 300 V / 10 A / AWG 26 - 12

**For additional articles and information, refer to catalog.weidmueller.com**

**Note:**
- Additional colours on request
- Gold-plated contact surfaces on request
- Rated current related to rated cross-section and min. No. of poles.
- Wire end ferrule without plastic collar to DIN 46228/1
- Wire end ferrule with plastic collar to DIN 46228/4
- P on drg. = pitch
- Rated data refer only to the component itself. Clearance and creepage distances to other components are to be designed in accordance with the relevant application standards.

## BLDT 5.08/../180



**Dimensioned drawing**

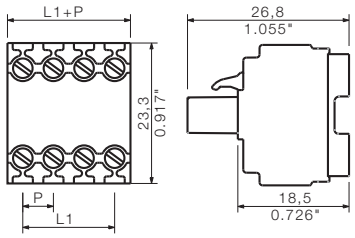


## Technical data

| In compliance with IEC 60664-1 / IEC 61984 | | | | |
|---|---|---|---|---|
| Clamping range, max. | mm² | 0.13...3.31 | | |
| **Solid core H05(07) V-U** | **mm²** | **0.2...2.5** | | |
| Stranded H07 V-R | | | | |
| Flexible H05(07) V-K | mm² | 0.2...2.5 | | |
| Flexible with ferrule | mm² | 0.2...1.5 | | |
| Ferrule with plastic collar | mm² | 0.2...1.5 | | |
| Stripping length | mm | 7 | | |
| Screwdriver blade | mm | 0.6 x 3.5 | | |
| According to norm | | DIN 5264 | | |
| Tightening torque range | Nm | 0.4...0.5 | | |
| **Rated current, max.** | **A** | **14** | | **12** |
| At ambient temperature | | 20°C | | 40°C |
| For conductor cross-section | mm² | 2.5 | | |
| Overvoltage category | | III | III | II |
| Pollution severity | | 3 | 2 | 2 |
| **Rated voltage** | **V** | **250** | **320** | **400** |
| Rated impulse voltage | kV | 4 | 4 | 4 |
| **UL / CUL (Use Group)** | | **B** | **C** | **D** |
| **Rated voltage** | **V** | **300** | | **300** |
| **Rated current** | **A** | **10** | | **10** |
| **AWG conductor** | **AWG** | **26-12** | | |
| **CSA (Use Group)** | | **B** | **C** | **D** |
| Rated voltage | V | 300 | | 300 |
| Rated current | A | 10 | | 10 |
| AWG conductor | AWG | 26-12 | | |
| **General data** | | | | |
| Type of insulation material | | PBT | | |
| Flammability class UL 94 | | V-0 | | |
| Contact base material | | Copper alloy | | |
| Material of contact surface | | tinned | | |
| Pin dimensions = d | mm | | | |
| Solder eyelet Ø = D | mm | | | |
| Solder eyelet Ø tolerance | mm | | | |

## Accessories

**Note:** Refer to the Accessories chapter for additional accessories.

| Coding | | Order No. |
|---|---|---|
|  | BLZ/SL KO OR | **1573010000** |
| | BLZ/SL KO SW | **1545710000** |
| **Screwdriver** | | |
|  | SD 0,6x3,5x100 | **9008330000** |
| | SDI 0,6x3,5x100 | **9008390000** |

## Ordering data

**Solder pin length**

| Colour | | | | orange | black |
|---|---|---|---|---|---|
| **Pitch** | **5.08 mm** | | | | |
| **Pol.** | L1 | (inch) | **Qty.** | **Order No.** | **Order No.** |
| 2 | 5.08 | 0.200 | 100 | **1644730000** | **1660710000** |
| 3 | 10.16 | 0.400 | 100 | **1644740000** | **1660720000** |
| 4 | 15.24 | 0.600 | 50 | **1644750000** | **1660730000** |
| 5 | 20.32 | 0.800 | 50 | **1644760000** | **1660740000** |
| 6 | 25.40 | 1.000 | 50 | **1644770000** | **1660750000** |
| 7 | 30.48 | 1.200 | 50 | **1644780000** | **1660760000** |
| 8 | 35.56 | 1.400 | 50 | **1644790000** | **1660770000** |
| 9 | 40.64 | 1.600 | 50 | **1644800000** | **1660780000** |
| 10 | 45.72 | 1.800 | 50 | **1644810000** | **1660790000** |
| 11 | 50.80 | 2.000 | 50 | **1644820000** | **1660800000** |
| 12 | 55.88 | 2.200 | 50 | **1644830000** | **1660810000** |

**Representative derating curve**

BLDT 5.08/../180 - SL 5.08/../90

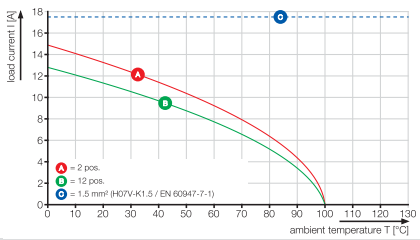




«ЭЛЕКТРО-ПРОФИ» - http://www.ep.ru

## BLDT 5.08/../180B



**Dimensioned drawing**

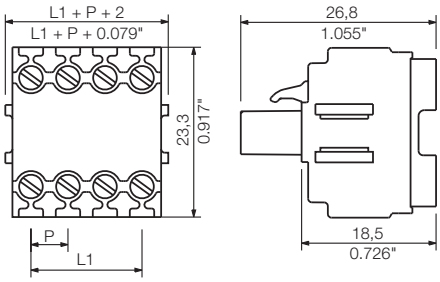


## Ordering data

| Solder pin length | | | | | |
|---|---|---|---|---|---|
| Colour | | | | orange | black |
| **Pitch** | **5.08 mm** | | | | |
| **Pol.** | L1 | (inch) | **Qty.** | **Order No.** | **Order No.** |
| 2 | 5.08 | 0.200 | 100 | **1651740000** | **1673780000** |
| 3 | 10.16 | 0.400 | 100 | **1651750000** | **1673790000** |
| 4 | 15.24 | 0.600 | 50 | **1651760000** | **1673800000** |
| 5 | 20.32 | 0.800 | 50 | **1651770000** | **1673810000** |
| 6 | 25.40 | 1.000 | 50 | **1651780000** | **1673820000** |
| 7 | 30.48 | 1.200 | 50 | **1651790000** | **1673830000** |
| 8 | 35.56 | 1.400 | 50 | **1651800000** | **1673840000** |
| 9 | 40.64 | 1.600 | 50 | **1651810000** | **1673850000** |
| 10 | 45.72 | 1.800 | 50 | **1651820000** | **1673860000** |
| 11 | 50.80 | 2.000 | 50 | **1651830000** | **1673870000** |
| 12 | 55.88 | 2.200 | 50 | **1651840000** | **1673880000** |

## The 2-in-1 contact

Every pluggable connector covers two contact points and thus must meet two different requirements: First, the wire termination and second, the connection between plug and pin header. Referring to the 5.0x pitch series, Weidmüller offers different wire connection technologies, but one platform contact for the male / female connection since years. This well-designed hybride platform contact ensures a constant quality on a very high level. Hybride means, that we combine metal material featuring different characteristics by welding, in order to devide the contact system into different function zones: Further to the high electric conductance, the current bar is characterized by its hardness, and the tulip contact by its excellent tension properties. The advantage: each function is supported by the most suitable material to reliably and constantly meet the different electrical and mechanical requirements. To put it in a nutshell: Instead of either ... or, it´s even both - perfect for the current, and perfect for the force.





«ЭЛЕКТРО-ПРОФИ» - http://www.ep.ru

# Connectors in 5.08 mm pitch
# Series BL/SL 5.08

## BLF 5.08/../180



PUSH IN - Weidmüller's innovative connection system simplifies and accelerates the wire connection process.

- Solid wires and stranded wires with ferrules need only to be inserted and they are ready.
- The actuator must be used when connecting stranded wires without ferrules.
- Intuitive handling – since the wire-entry area and handling area are clearly separated.
- User-friendly handling with rounded outer edges and large, no-slip push buttons.
- Lock and release lever: tool-less locking and a gentle releasing of the connector reduces the mechanical stress to the solder soints.

## Product data

IEC: 400 V / 20.5 A / 0.2 - 2.5 mm²
UL: 300 V / 10 A / AWG 12 - 26

**For additional articles and information, refer to catalog.weidmueller.com**

**Note:**

- Additional colours on request
- Gold-plated contact surfaces on request
- Rated current related to rated cross-section and min. No. of poles.
- Wire end ferrule without plastic collar to DIN 46228/1
- Wire end ferrule with plastic collar to DIN 46228/4
- P on drg. = pitch

## BLF 5.08/../180



**Dimensioned drawing**

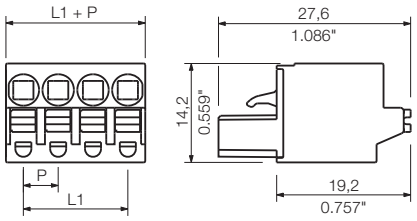


## Technical data

| In compliance with IEC 60664-1 / IEC 61984 | | | | |
|---|---|---|---|---|
| Clamping range, max. | mm² | 0.13...3.31 | | |
| **Solid core H05(07) V-U** | **mm²** | **0.2...2.5** | | |
| Stranded H07 V-R | | 0...2 | | |
| Flexible H05(07) V-K | mm² | 0.2...2.5 | | |
| Flexible with ferrule | mm² | 0.2...2.5 | | |
| Ferrule with plastic collar | mm² | 0.2...2.5 | | |
| Stripping length | mm | 10 | | |
| Screwdriver blade | mm | 0.6 x 3.5 | | |
| According to norm | | DIN 5264 | | |
| Tightening torque range | Nm | | | |
| **Rated current, max.** | **A** | **20.5** | | **17.5** |
| At ambient temperature | | 20°C | | 40°C |
| For conductor cross-section | mm² | 2.5 | | |
| Overvoltage category | | III | III | II |
| Pollution severity | | 3 | 2 | 2 |
| **Rated voltage** | **V** | **250** | **320** | **400** |
| Rated impulse voltage | kV | 4 | 4 | 4 |
| **UL / CUL (Use Group)** | | **B** | **C** | **D** |
| **Rated voltage** | **V** | **300** | | **300** |
| **Rated current** | **A** | **10** | | **10** |
| **AWG conductor** | **AWG** | **12-26** | | |
| **CSA (Use Group)** | | **B** | **C** | **D** |
| Rated voltage | V | 300 | | 300 |
| Rated current | A | 10 | | 10 |
| AWG conductor | AWG | 12-26 | | |
| **General data** | | | | |
| Type of insulation material | | PBT | | |
| Flammability class UL 94 | | V-0 | | |
| Contact base material | | CuSn | | |
| Material of contact surface | | tinned | | |
| Pin dimensions = d | mm | | | |
| Solder eyelet Ø = D | mm | | | |
| Solder eyelet Ø tolerance | mm | | | |

## Accessories

**Note:** Refer to the Accessories chapter for additional accessories.

| Coding | | Order No. |
|---|---|---|
|  | BLZ/SL KO OR | **1573010000** |
| | BLZ/SL KO SW | **1545710000** |
| **Screwdriver** | | |
|  | SD 0,6x3,5x100 | **9008330000** |
| | SDI 0,6x3,5x100 | **9008390000** |
| **Wire-end ferrule** | | |
|  | H0,5/14S W | **9004590000** |
| | H1,0/14S R | **9018560000** |
| | H1,5/14S SW | **9025240000** |
| | H2,5/14S BL | **1333100000** |

## Ordering data

**Solder pin length**

| Colour | | | | orange | black |
|---|---|---|---|---|---|
| **Pitch** | **5.08 mm** | | | | |
| **Pol.** | L1 | (inch) | **Qty.** | **Order No.** | **Order No.** |
| 2 | 5.08 | 0.200 | 180 | **1013680000** | **1013430000** |
| 3 | 10.16 | 0.400 | 120 | **1013690000** | **1013440000** |
| 4 | 15.24 | 0.600 | 90 | **1013710000** | **1013450000** |
| 5 | 20.32 | 0.800 | 72 | **1013720000** | **1013460000** |
| 6 | 25.40 | 1.000 | 60 | **1013730000** | **1013470000** |
| 7 | 30.48 | 1.200 | 48 | **1013740000** | **1013480000** |
| 8 | 35.56 | 1.400 | 42 | **1013750000** | **1013490000** |
| 9 | 40.64 | 1.600 | 36 | **1013760000** | **1013510000** |
| 10 | 45.72 | 1.800 | 36 | **1013770000** | **1013520000** |
| 11 | 50.80 | 2.000 | 30 | **1013780000** | **1013530000** |
| 12 | 55.88 | 2.200 | 30 | **1013790000** | **1013540000** |
| 13 | 60.96 | 2.400 | 24 | **1013810000** | **1013550000** |
| 14 | 66.04 | 2.600 | 24 | **1013820000** | **1013560000** |
| 15 | 71.12 | 2.800 | 24 | **1013830000** | **1013570000** |
| 16 | 76.20 | 3.000 | 18 | **1013840000** | **1013580000** |
| 17 | 81.28 | 3.200 | 18 | **1013850000** | **1013590000** |
| 18 | 86.36 | 3.400 | 18 | **1013860000** | **1013610000** |
| 19 | 91.44 | 3.600 | 18 | **1013870000** | **1013620000** |
| 20 | 96.52 | 3.800 | 18 | **1013880000** | **1013630000** |
| 21 | 101.60 | 4.000 | 12 | **1013890000** | **1013640000** |
| 22 | 106.68 | 4.200 | 12 | **1013910000** | **1013650000** |
| 23 | 111.76 | 4.400 | 12 | **1013920000** | **1013660000** |
| 24 | 116.84 | 4.600 | 12 | **1013930000** | **1013670000** |

**Representative derating curve**

BLF 5.08/../180 - SL 5.08/../90

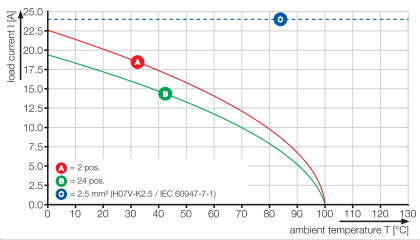




«ЭЛЕКТРО-ПРОФИ» - http://www.ep.ru

## BLF 5.08/../180F



Dimensioned drawing

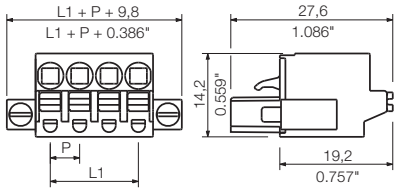


### Ordering data

| Solder pin length | | | | | |
|---|---|---|---|---|---|
| Colour | | | | orange | black |
| **Pitch** | **5.08 mm** | | | | |
| **Pol.** | L1 | (inch) | **Qty.** | **Order No.** | **Order No.** |
| 2 | 5.08 | 0.200 | 90 | **1013070000** | **1012640000** |
| 3 | 10.16 | 0.400 | 72 | **1013090000** | **1012650000** |
| 4 | 15.24 | 0.600 | 60 | **1013110000** | **1012660000** |
| 5 | 20.32 | 0.800 | 48 | **1013120000** | **1012670000** |
| 6 | 25.40 | 1.000 | 42 | **1013130000** | **1012680000** |
| 7 | 30.48 | 1.200 | 36 | **1013140000** | **1012690000** |
| 8 | 35.56 | 1.400 | 36 | **1013150000** | **1012710000** |
| 9 | 40.64 | 1.600 | 30 | **1013160000** | **1012720000** |
| 10 | 45.72 | 1.800 | 30 | **1013170000** | **1012730000** |
| 11 | 50.80 | 2.000 | 24 | **1013180000** | **1012740000** |
| 12 | 55.88 | 2.200 | 24 | **1013190000** | **1012750000** |
| 13 | 60.96 | 2.400 | 24 | **1013210000** | **1012940000** |
| 14 | 66.04 | 2.600 | 18 | **1013220000** | **1012950000** |
| 15 | 71.12 | 2.800 | 18 | **1013230000** | **1012960000** |
| 16 | 76.20 | 3.000 | 18 | **1013240000** | **1012970000** |
| 17 | 81.28 | 3.200 | 18 | **1013250000** | **1012980000** |
| 18 | 86.36 | 3.400 | 18 | **1013260000** | **1012990000** |
| 19 | 91.44 | 3.600 | 12 | **1013270000** | **1013010000** |
| 20 | 96.52 | 3.800 | 12 | **1013280000** | **1013020000** |
| 21 | 101.60 | 4.000 | 12 | **1013290000** | **1013030000** |
| 22 | 106.68 | 4.200 | 12 | **1013310000** | **1013040000** |
| 23 | 111.76 | 4.400 | 12 | **1013320000** | **1013050000** |
| 24 | 116.84 | 4.600 | 12 | **1013330000** | **1013060000** |

## BLF 5.08/../180LR

**with release latch**



Dimensioned drawing

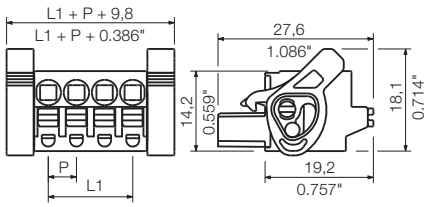


### Ordering data

| Solder pin length | | | | | |
|---|---|---|---|---|---|
| Colour | | | | orange | black |
| **Pitch** | **5.08 mm** | | | | |
| **Pol.** | L1 | (inch) | **Qty.** | **Order No.** | **Order No.** |
| 2 | 5.08 | 0.200 | 90 | **1014370000** | **1014120000** |
| 3 | 10.16 | 0.400 | 72 | **1014380000** | **1014130000** |
| 4 | 15.24 | 0.600 | 60 | **1014390000** | **1014140000** |
| 5 | 20.32 | 0.800 | 48 | **1014410000** | **1014150000** |
| 6 | 25.40 | 1.000 | 42 | **1014420000** | **1014160000** |
| 7 | 30.48 | 1.200 | 36 | **1014430000** | **1014170000** |
| 8 | 35.56 | 1.400 | 36 | **1014440000** | **1014180000** |
| 9 | 40.64 | 1.600 | 30 | **1014450000** | **1014190000** |
| 10 | 45.72 | 1.800 | 30 | **1014460000** | **1014210000** |
| 11 | 50.80 | 2.000 | 24 | **1014470000** | **1014220000** |
| 12 | 55.88 | 2.200 | 24 | **1014480000** | **1014230000** |
| 13 | 60.96 | 2.400 | 24 | **1014490000** | **1014240000** |
| 14 | 66.04 | 2.600 | 18 | **1014510000** | **1014250000** |
| 15 | 71.12 | 2.800 | 18 | **1014520000** | **1014260000** |
| 16 | 76.20 | 3.000 | 18 | **1014530000** | **1014270000** |
| 17 | 81.28 | 3.200 | 18 | **1014540000** | **1014280000** |
| 18 | 86.36 | 3.400 | 18 | **1014550000** | **1014290000** |
| 19 | 91.44 | 3.600 | 12 | **1014560000** | **1014310000** |
| 20 | 96.52 | 3.800 | 12 | **1014570000** | **1014320000** |
| 21 | 101.60 | 4.000 | 12 | **1014580000** | **1014330000** |
| 22 | 106.68 | 4.200 | 12 | **1014590000** | **1014340000** |
| 23 | 111.76 | 4.400 | 12 | **1014610000** | **1014350000** |
| 24 | 116.84 | 4.600 | 12 | **1014620000** | **1014360000** |

## PUSH IN connection technology

PUSH IN connection technology reduces the wiring affords especially for solid wires and wires with ferrule to a minimum. These connectors are self-explanary and enable tool-less handling. The contact element made of stainless steel ensures a vibration prooved, maintainance free wire termination. The established principle „STEEL FOR THE FORCE, COPPER FOR THE CURRENT“ by Weidmüller offers both, maximum conductor clamping forces, as well as minimum power loss at the same time.



**The 2-in-1 contact**
Every pluggable connector covers two contact points and thus must meet two different requirements: First, the wire termination and second, the connection between plug and pin header. Referring to the 5.0x pitch series, Weidmüller offers different wire connection technologies, but one platform contact for the male / female connection since years. This well-designed hybride platform contact ensures a constant quality on a very high level. Hybride means, that we combine metal material featuring different characteristics by welding, in order to devide the contact system into different function zones: Further to the high electric conductance, the current bar is characterized by its hardness, and the tulip contact by its excellent tension properties. The advantage: each function is supported by the most suitable material to reliably and constantly meet the different electrical and mechanical requirements. To put it in a nutshell: Instead of either ... or, it´s even both - perfect for the current, and perfect for the force.





«ЭЛЕКТРО-ПРОФИ» - http://www.ep.ru

# Connectors in 5.08 mm pitch
# Series BL/SL 5.08

## BLF 5.08/../90



PUSH IN - Weidmüller's innovative connection system simplifies and accelerates the wire connection process.

- Solid wires and stranded wires with ferrules need only to be inserted and they are ready.
- The actuator must be used when connecting stranded wires without ferrules.
- Intuitive handling – since the wire-entry area and handling area are clearly separated.
- User-friendly handling with rounded outer edges and large, no-slip push buttons.
- Lock and release lever: tool-less locking and a gentle releasing of the connector reduces the mechanical stress to the solder soints.

## Product data

IEC: 400 V / 20 A / 0.2 - 2.5 mm²
UL: 300 V / 10 A / AWG 12 - 26

**For additional articles and information, refer to catalog.weidmueller.com**

**Note:**

- Additional colours on request
- Gold-plated contact surfaces on request
- Rated current related to rated cross-section and min. No. of poles.
- Wire end ferrule without plastic collar to DIN 46228/1
- Wire end ferrule with plastic collar to DIN 46228/4
- P on drg. = pitch

## BLF 5.08/../90



**Dimensioned drawing**

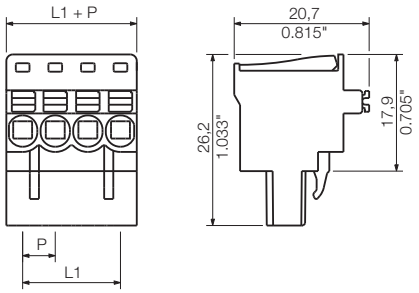


## Technical data

| In compliance with IEC 60664-1 / IEC 61984 | | | | |
|---|---|---|---|---|
| Clamping range, max. | mm² | 0.13...3.31 | | |
| **Solid core H05(07) V-U** | **mm²** | **0.2...2.5** | | |
| Stranded H07 V-R | | 0...2 | | |
| Flexible H05(07) V-K | mm² | 0.2...2.5 | | |
| Flexible with ferrule | mm² | 0.2...2.5 | | |
| Ferrule with plastic collar | mm² | 0.2...2.5 | | |
| Stripping length | mm | 10 | | |
| Screwdriver blade | mm | 0.6 x 3.5 | | |
| According to norm | | DIN 5264 | | |
| Tightening torque range | Nm | | | |
| **Rated current, max.** | **A** | **20** | | **17** |
| At ambient temperature | | 20°C | | 40°C |
| For conductor cross-section | mm² | 2.5 | | |
| Overvoltage category | | III | III | II |
| Pollution severity | | 3 | 2 | 2 |
| **Rated voltage** | **V** | **250** | **320** | **400** |
| Rated impulse voltage | kV | 4 | 4 | 4 |
| **UL / CUL (Use Group)** | | **B** | **C** | **D** |
| **Rated voltage** | **V** | **300** | | **300** |
| **Rated current** | **A** | **10** | | **10** |
| **AWG conductor** | **AWG** | **12-26** | | |
| **CSA (Use Group)** | | **B** | **C** | **D** |
| Rated voltage | V | 300 | | 300 |
| Rated current | A | 10 | | 10 |
| AWG conductor | AWG | 12-26 | | |
| **General data** | | | | |
| Type of insulation material | | PBT | | |
| Flammability class UL 94 | | V-0 | | |
| Contact base material | | CuSn | | |
| Material of contact surface | | tinned | | |
| Pin dimensions = d | mm | | | |
| Solder eyelet Ø = D | mm | | | |
| Solder eyelet Ø tolerance | mm | | | |

## Accessories

**Note:** Refer to the Accessories chapter for additional accessories.

| Coding | | Order No. |
|---|---|---|
|  | BLZ/SL KO OR | **1573010000** |
| | BLZ/SL KO SW | **1545710000** |
| **Screwdriver** | | |
|  | SD 0,6x3,5x100 | **9008330000** |
| | SDI 0,6x3,5x100 | **9008390000** |
| **Wire-end ferrule** | | |
|  | H0,5/14S W | **9004590000** |
| | H1,0/14S R | **9018560000** |
| | H1,5/14S SW | **9025240000** |
| | H2,5/14S BL | **1333100000** |

## Ordering data

**Solder pin length**

| Colour | | | | orange | black |
|---|---|---|---|---|---|
| **Pitch** | **5.08 mm** | | | | |
| **Pol.** | L1 | (inch) | **Qty.** | **Order No.** | **Order No.** |
| 2 | 5.08 | 0.200 | 180 | **1001530000** | **1000030001** |
| 3 | 10.16 | 0.400 | 120 | **1001540000** | **1000040001** |
| 4 | 15.24 | 0.600 | 90 | **1001550000** | **1000050001** |
| 5 | 20.32 | 0.800 | 72 | **1001560000** | **1000060001** |
| 6 | 25.40 | 1.000 | 60 | **1001570000** | **1000070001** |
| 7 | 30.48 | 1.200 | 48 | **1001580000** | **1000080001** |
| 8 | 35.56 | 1.400 | 42 | **1001590000** | **1000090001** |
| 9 | 40.64 | 1.600 | 36 | **1001600000** | **1000100001** |
| 10 | 45.72 | 1.800 | 36 | **1001610000** | **1000110001** |
| 11 | 50.80 | 2.000 | 30 | **1001620000** | **1000120001** |
| 12 | 55.88 | 2.200 | 30 | **1001630000** | **1000130001** |
| 13 | 60.96 | 2.400 | 24 | **1001640000** | **1000140001** |
| 14 | 66.04 | 2.600 | 24 | **1001650000** | **1000150001** |
| 15 | 71.12 | 2.800 | 24 | **1001660000** | **1000160001** |
| 16 | 76.20 | 3.000 | 18 | **1001670000** | **1000170001** |
| 17 | 81.28 | 3.200 | 18 | **1001680000** | **1000180001** |
| 18 | 86.36 | 3.400 | 18 | **1001690000** | **1000190001** |
| 19 | 91.44 | 3.600 | 18 | **1001700000** | **1000200001** |
| 20 | 96.52 | 3.800 | 18 | **1001710000** | **1000210001** |

**Representative derating curve**

BLF 5.08/../90 - SL 5.08/../90

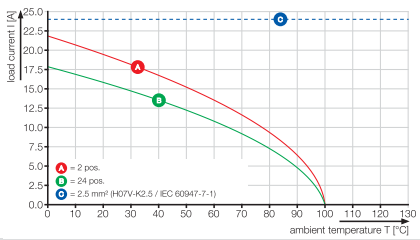




«ЭЛЕКТРО-ПРОФИ» - http://www.ep.ru

## BLF 5.08/../90F



Dimensioned drawing

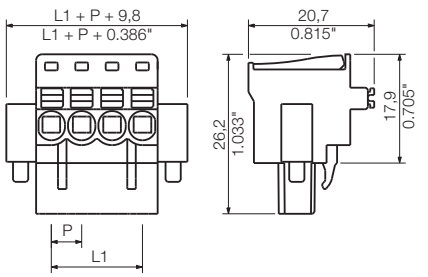


### Ordering data

Solder pin length

| Colour | | | | orange | black |
|---|---|---|---|---|---|
| **Pitch** | **5.08 mm** | | | | |
| **Pol.** | L1 | (inch) | **Qty.** | **Order No.** | **Order No.** |
| 2 | 5.08 | 0.200 | 90 | **1002090000** | **1000220001** |
| 3 | 10.16 | 0.400 | 72 | **1002100000** | **1000230001** |
| 4 | 15.24 | 0.600 | 60 | **1002110000** | **1000240001** |
| 5 | 20.32 | 0.800 | 48 | **1002120000** | **1000250001** |
| 6 | 25.40 | 1.000 | 42 | **1002130000** | **1000260001** |
| 7 | 30.48 | 1.200 | 36 | **1002140000** | **1000270001** |
| 8 | 35.56 | 1.400 | 36 | **1002150000** | **1000280001** |
| 9 | 40.64 | 1.600 | 30 | **1002160000** | **1000290001** |
| 10 | 45.72 | 1.800 | 30 | **1002170000** | **1000300001** |
| 11 | 50.80 | 2.000 | 24 | **1002180000** | **1000310001** |
| 12 | 55.88 | 2.200 | 24 | **1002190000** | **1000320001** |
| 13 | 60.96 | 2.400 | 24 | **1002200000** | **1000330001** |
| 14 | 66.04 | 2.600 | 18 | **1002210000** | **1000340001** |
| 15 | 71.12 | 2.800 | 18 | **1002220000** | **1000350001** |
| 16 | 76.20 | 3.000 | 18 | **1002230000** | **1000360001** |
| 17 | 81.28 | 3.200 | 18 | **1002240000** | **1000370001** |
| 18 | 86.36 | 3.400 | 18 | **1002250000** | **1000380001** |
| 19 | 91.44 | 3.600 | 12 | **1002260000** | **1000390001** |
| 20 | 96.52 | 3.800 | 12 | **1002270000** | **1000400001** |

## BLF 5.08/../90LR

**with release latch**



Dimensioned drawing

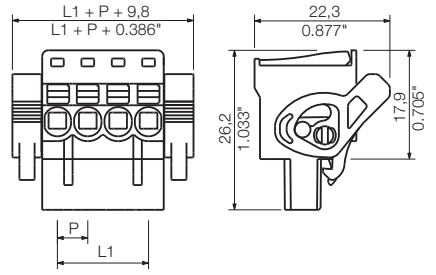


### Ordering data

Solder pin length

| Colour | | | | orange | black |
|---|---|---|---|---|---|
| **Pitch** | **5.08 mm** | | | | |
| **Pol.** | L1 | (inch) | **Qty.** | **Order No.** | **Order No.** |
| 2 | 5.08 | 0.200 | 90 | **1002280000** | **1000410001** |
| 3 | 10.16 | 0.400 | 72 | **1002290000** | **1000420001** |
| 4 | 15.24 | 0.600 | 60 | **1002300000** | **1000430001** |
| 5 | 20.32 | 0.800 | 48 | **1002310000** | **1000440001** |
| 6 | 25.40 | 1.000 | 42 | **1002320000** | **1000450001** |
| 7 | 30.48 | 1.200 | 36 | **1002330000** | **1000460001** |
| 8 | 35.56 | 1.400 | 36 | **1002340000** | **1000470001** |
| 9 | 40.64 | 1.600 | 30 | **1002350000** | **1000480001** |
| 10 | 45.72 | 1.800 | 30 | **1002360000** | **1000490001** |
| 11 | 50.80 | 2.000 | 24 | **1002370000** | **1000500001** |
| 12 | 55.88 | 2.200 | 24 | **1002380000** | **1000510001** |
| 13 | 60.96 | 2.400 | 24 | **1002390000** | **1000520001** |
| 14 | 66.04 | 2.600 | 18 | **1002400000** | **1000530001** |
| 15 | 71.12 | 2.800 | 18 | **1002410000** | **1000540001** |
| 16 | 76.20 | 3.000 | 18 | **1002420000** | **1000550001** |
| 17 | 81.28 | 3.200 | 18 | **1002430000** | **1000560001** |
| 18 | 86.36 | 3.400 | 18 | **1002440000** | **1000570001** |
| 19 | 91.44 | 3.600 | 12 | **1002450000** | **1000580001** |
| 20 | 96.52 | 3.800 | 12 | **1002460000** | **1000590001** |

## PUSH IN connection technology

PUSH IN connection technology reduces the wiring affords especially for solid wires and wires with ferrule to a minimum. These connectors are self-explanary and enable tool-less handling. The contact element made of stainless steel ensures a vibration prooved, maintainance free wire termination. The established principle „STEEL FOR THE FORCE, COPPER FOR THE CURRENT“ by Weidmüller offers both, maximum conductor clamping forces, as well as minimum power loss at the same time.



**The 2-in-1 contact**
Every pluggable connector covers two contact points and thus must meet two different requirements: First, the wire termination and second, the connection between plug and pin header. Referring to the 5.0x pitch series, Weidmüller offers different wire connection technologies, but one platform contact for the male / female connection since years. This well-designed hybride platform contact ensures a constant quality on a very high level. Hybride means, that we combine metal material featuring different characteristics by welding, in order to devide the contact system into different function zones: Further to the high electric conductance, the current bar is characterized by its hardness, and the tulip contact by its excellent tension properties. The advantage: each function is supported by the most suitable material to reliably and constantly meet the different electrical and mechanical requirements. To put it in a nutshell: Instead of either ... or, it´s even both - perfect for the current, and perfect for the force.





«ЭЛЕКТРО-ПРОФИ» - http://www.ep.ru

# Connectors in 5.08 mm pitch
# Series BL/SL 5.08

## BLF 5.08/../270



PUSH IN - Weidmüller's innovative connection system simplifies and accelerates the wire connection process.

- Solid wires and stranded wires with ferrules need only to be inserted and they are ready.
- The actuator must be used when connecting stranded wires without ferrules.
- Intuitive handling – since the wire-entry area and handling area are clearly separated.
- User-friendly handling with rounded outer edges and large, no-slip push buttons.
- Lock and release lever: tool-less locking and a gentle releasing of the connector reduces the mechanical stress to the solder soints.

## Product data

IEC: 400 V / 20 A / 0.2 - 2.5 mm²
UL: 300 V / 10 A / AWG 12 - 26

**For additional articles and information, refer to catalog.weidmueller.com**

**Note:**

- Additional colours on request
- Gold-plated contact surfaces on request
- Rated current related to rated cross-section and min. No. of poles.
- Wire end ferrule without plastic collar to DIN 46228/1
- Wire end ferrule with plastic collar to DIN 46228/4
- P on drg. = pitch

## BLF 5.08/../270



**Dimensioned drawing**

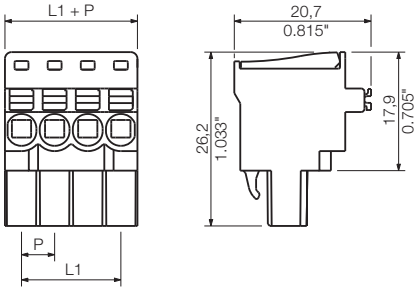


## Technical data

| In compliance with IEC 60664-1 / IEC 61984 | | | | |
|---|---|---|---|---|
| Clamping range, max. | mm² | 0.13...3.31 | | |
| **Solid core H05(07) V-U** | **mm²** | **0.2...2.5** | | |
| Stranded H07 V-R | | 0...2 | | |
| Flexible H05(07) V-K | mm² | 0.2...2.5 | | |
| Flexible with ferrule | mm² | 0.2...2.5 | | |
| Ferrule with plastic collar | mm² | 0.2...2.5 | | |
| Stripping length | mm | 10 | | |
| Screwdriver blade | mm | 0.6 x 3.5 | | |
| According to norm | | DIN 5264 | | |
| Tightening torque range | Nm | | | |
| **Rated current, max.** | **A** | **20** | | **17** |
| At ambient temperature | | 20°C | | 40°C |
| For conductor cross-section | mm² | 2.5 | | |
| Overvoltage category | | III | III | II |
| Pollution severity | | 3 | 2 | 2 |
| **Rated voltage** | **V** | **250** | **320** | **400** |
| Rated impulse voltage | kV | 4 | 4 | 4 |
| **UL / CUL (Use Group)** | | **B** | **C** | **D** |
| **Rated voltage** | **V** | **300** | | **300** |
| **Rated current** | **A** | **10** | | **10** |
| **AWG conductor** | **AWG** | **12-26** | | |
| **CSA (Use Group)** | | **B** | **C** | **D** |
| Rated voltage | V | 300 | | 300 |
| Rated current | A | 10 | | 10 |
| AWG conductor | AWG | 12-26 | | |
| **General data** | | | | |
| Type of insulation material | | PBT | | |
| Flammability class UL 94 | | V-0 | | |
| Contact base material | | CuSn | | |
| Material of contact surface | | tinned | | |
| Pin dimensions = d | mm | | | |
| Solder eyelet Ø = D | mm | | | |
| Solder eyelet Ø tolerance | mm | | | |

## Accessories

**Note:** Refer to the Accessories chapter for additional accessories.

| Coding | | Order No. |
|---|---|---|
|  | BLZ/SL KO OR | **1573010000** |
| | BLZ/SL KO SW | **1545710000** |
| **Screwdriver** | | |
|  | SD 0,6x3,5x100 | **9008330000** |
| | SDI 0,6x3,5x100 | **9008390000** |
| **Wire-end ferrule** | | |
|  | H0,5/14S W | **9004590000** |
| | H1,0/14S R | **9018560000** |
| | H1,5/14S SW | **9025240000** |
| | H2,5/14S BL | **1333100000** |

## Ordering data

**Solder pin length**

| Colour | | | | orange | black |
|---|---|---|---|---|---|
| **Pitch** | **5.08 mm** | | | | |
| **Pol.** | L1 | (inch) | **Qty.** | **Order No.** | **Order No.** |
| 2 | 5.08 | 0.200 | 180 | **1982700000** | **1981930000** |
| 3 | 10.16 | 0.400 | 120 | **1982710000** | **1981940000** |
| 4 | 15.24 | 0.600 | 90 | **1982720000** | **1981950000** |
| 5 | 20.32 | 0.800 | 72 | **1982730000** | **1981960000** |
| 6 | 25.40 | 1.000 | 60 | **1982740000** | **1981970000** |
| 7 | 30.48 | 1.200 | 48 | **1982750000** | **1981980000** |
| 8 | 35.56 | 1.400 | 42 | **1982760000** | **1981990000** |
| 9 | 40.64 | 1.600 | 36 | **1982770000** | **1982000000** |
| 10 | 45.72 | 1.800 | 36 | **1982780000** | **1982010000** |
| 11 | 50.80 | 2.000 | 30 | **1982790000** | **1982020000** |
| 12 | 55.88 | 2.200 | 30 | **1982800000** | **1982030000** |
| 13 | 60.96 | 2.400 | 24 | **1982810000** | **1982040000** |
| 14 | 66.04 | 2.600 | 24 | **1982820000** | **1982050000** |
| 15 | 71.12 | 2.800 | 24 | **1982830000** | **1982060000** |
| 16 | 76.20 | 3.000 | 18 | **1982840000** | **1982070000** |
| 17 | 81.28 | 3.200 | 18 | **1982850000** | **1982080000** |
| 18 | 86.36 | 3.400 | 18 | **1982860000** | **1982090000** |
| 19 | 91.44 | 3.600 | 18 | **1982870000** | **1982100000** |
| 20 | 96.52 | 3.800 | 18 | **1982880000** | **1982110000** |

**Representative derating curve**

BLF 5.08/../270 - SL 5.08/../90

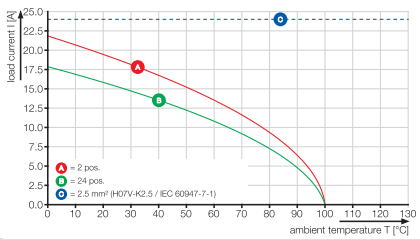




«ЭЛЕКТРО-ПРОФИ» - http://www.ep.ru

## BLF 5.08/../270F



Dimensioned drawing

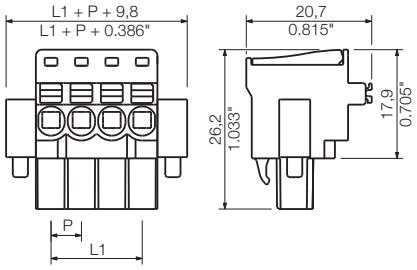


## Ordering data

| Solder pin length | | | | | |
|---|---|---|---|---|---|
| Colour | | | | orange | black |
| **Pitch** | **5.08 mm** | | | | |
| **Pol.** | L1 | (inch) | **Qty.** | **Order No.** | **Order No.** |
| 2 | 5.08 | 0.200 | 90 | **1982890000** | **1982120000** |
| 3 | 10.16 | 0.400 | 72 | **1982900000** | **1982130000** |
| 4 | 15.24 | 0.600 | 60 | **1982910000** | **1982140000** |
| 5 | 20.32 | 0.800 | 48 | **1982920000** | **1982150000** |
| 6 | 25.40 | 1.000 | 42 | **1982930000** | **1982160000** |
| 7 | 30.48 | 1.200 | 36 | **1982940000** | **1982170000** |
| 8 | 35.56 | 1.400 | 36 | **1982950000** | **1982180000** |
| 9 | 40.64 | 1.600 | 30 | **1982960000** | **1982190000** |
| 10 | 45.72 | 1.800 | 30 | **1982970000** | **1982200000** |
| 11 | 50.80 | 2.000 | 24 | **1982980000** | **1982210000** |
| 12 | 55.88 | 2.200 | 24 | **1982990000** | **1982220000** |
| 13 | 60.96 | 2.400 | 24 | **1983000000** | **1982230000** |
| 14 | 66.04 | 2.600 | 18 | **1983010000** | **1982240000** |
| 15 | 71.12 | 2.800 | 18 | **1983020000** | **1982250000** |
| 16 | 76.20 | 3.000 | 18 | **1983030000** | **1982260000** |
| 17 | 81.28 | 3.200 | 18 | **1983040000** | **1982270000** |
| 18 | 86.36 | 3.400 | 18 | **1983050000** | **1982280000** |
| 19 | 91.44 | 3.600 | 12 | **1983060000** | **1982290000** |
| 20 | 96.52 | 3.800 | 12 | **1983070000** | **1982300000** |

## BLF 5.08/../270LR

**with release latch**



Dimensioned drawing

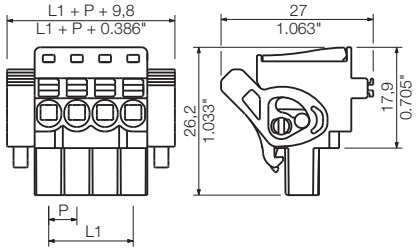


## Ordering data

| Solder pin length | | | | | |
|---|---|---|---|---|---|
| Colour | | | | orange | black |
| **Pitch** | **5.08 mm** | | | | |
| **Pol.** | L1 | (inch) | **Qty.** | **Order No.** | **Order No.** |
| 2 | 5.08 | 0.200 | 90 | **1983080000** | **1982310000** |
| 3 | 10.16 | 0.400 | 72 | **1983090000** | **1982320000** |
| 4 | 15.24 | 0.600 | 60 | **1983100000** | **1982330000** |
| 5 | 20.32 | 0.800 | 48 | **1983110000** | **1982340000** |
| 6 | 25.40 | 1.000 | 42 | **1983120000** | **1982350000** |
| 7 | 30.48 | 1.200 | 36 | **1983130000** | **1982360000** |
| 8 | 35.56 | 1.400 | 36 | **1983140000** | **1982370000** |
| 9 | 40.64 | 1.600 | 30 | **1983150000** | **1982380000** |
| 10 | 45.72 | 1.800 | 30 | **1983160000** | **1982390000** |
| 11 | 50.80 | 2.000 | 24 | **1983170000** | **1982400000** |
| 12 | 55.88 | 2.200 | 24 | **1983180000** | **1982410000** |
| 13 | 60.96 | 2.400 | 24 | **1983190000** | **1982420000** |
| 14 | 66.04 | 2.600 | 18 | **1983200000** | **1982430000** |
| 15 | 71.12 | 2.800 | 18 | **1983210000** | **1982440000** |
| 16 | 76.20 | 3.000 | 18 | **1983220000** | **1982450000** |
| 17 | 81.28 | 3.200 | 18 | **1983230000** | **1982460000** |
| 18 | 86.36 | 3.400 | 18 | **1983240000** | **1982470000** |
| 19 | 91.44 | 3.600 | 12 | **1983250000** | **1982480000** |
| 20 | 96.52 | 3.800 | 12 | **1983260000** | **1982490000** |

## PUSH IN connection technology

PUSH IN connection technology reduces the wiring affords especially for solid wires and wires with ferrule to a minimum. These connectors are self-explanary and enable tool-less handling. The contact element made of stainless steel ensures a vibration prooved, maintainance free wire termination. The established principle „STEEL FOR THE FORCE, COPPER FOR THE CURRENT“ by Weidmüller offers both, maximum conductor clamping forces, as well as minimum power loss at the same time.



**The 2-in-1 contact**
Every pluggable connector covers two contact points and thus must meet two different requirements: First, the wire termination and second, the connection between plug and pin header. Referring to the 5.0x pitch series, Weidmüller offers different wire connection technologies, but one platform contact for the male / female connection since years. This well-designed hybride platform contact ensures a constant quality on a very high level. Hybride means, that we combine metal material featuring different characteristics by welding, in order to devide the contact system into different function zones: Further to the high electric conductance, the current bar is characterized by its hardness, and the tulip contact by its excellent tension properties. The advantage: each function is supported by the most suitable material to reliably and constantly meet the different electrical and mechanical requirements. To put it in a nutshell: Instead of either ... or, it´s even both - perfect for the current, and perfect for the force.





«ЭЛЕКТРО-ПРОФИ» - http://www.ep.ru

# Connectors in 5.08 mm pitch
# Series BL/SL 5.08

## BLDF 5.08/../180



Bus connector with two connections per pole with the time-saving PUSH IN connection system.

- The extremely short cross-connection allows you to safely loop through bus currents of up to 22A.
- This permits an interruption-free decoupling of individual modules from the network.
- Solid wires and stranded wires with ferrules need only to be inserted and they are ready.
- An actuator must be used when connecting stranded wires with ferrules.
- Lock and release-lever: tool-less locking and gentle releasing of the connector reduces the mechanical stress one the solder joints.

## Product data

IEC: 400 V / 18.5 A / 0.2 - 2.5 mm²
UL: 300 V / 10 A / AWG 12 - 26

**For additional articles and information, refer to catalog.weidmueller.com**

**Note:**

- Additional colours on request
- Gold-plated contact surfaces on request
- Rated current related to rated cross-section and min. No. of poles.
- Wire end ferrule without plastic collar to DIN 46228/1
- Wire end ferrule with plastic collar to DIN 46228/4
- P on drg. = pitch

## BLDF 5.08/../180



**Dimensioned drawing**

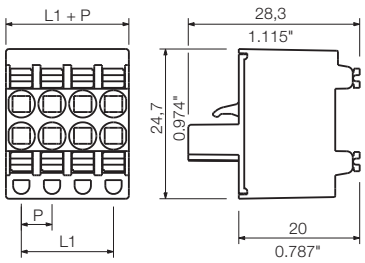


## Technical data

| | | | | |
|---|---|---|---|---|
| **In compliance with IEC 60664-1 / IEC 61984** | | | | |
| Clamping range, max. | mm² | 0.13...3.31 | | |
| **Solid core H05(07) V-U** | **mm²** | **0.2...2.5** | | |
| Stranded H07 V-R | | ...2 | | |
| Flexible H05(07) V-K | mm² | 0.2...2.5 | | |
| Flexible with ferrule | mm² | 0.2...2.5 | | |
| Ferrule with plastic collar | mm² | 0.2...2.5 | | |
| Stripping length | mm | 10 | | |
| Screwdriver blade | mm | 0.6 x 3.5 | | |
| According to norm | | DIN 5264 | | |
| Tightening torque range | Nm | | | |
| **Rated current, max.** | **A** | **18.5** | | **12.5** |
| At ambient temperature | | 20°C | | 40°C |
| For conductor cross-section | mm² | 2.5 | | |
| Overvoltage category | | III | III | II |
| Pollution severity | | 3 | 2 | 2 |
| **Rated voltage** | **V** | **250** | **320** | **400** |
| Rated impulse voltage | kV | 4 | 4 | 4 |
| **UL / CUL (Use Group)** | | **B** | **C** | **D** |
| **Rated voltage** | **V** | **300** | | **300** |
| **Rated current** | **A** | **10** | | **10** |
| **AWG conductor** | **AWG** | **12-26** | | |
| **CSA (Use Group)** | | **B** | **C** | **D** |
| Rated voltage | V | 300 | | 300 |
| Rated current | A | 10 | | 10 |
| AWG conductor | AWG | 12-26 | | |
| **General data** | | | | |
| Type of insulation material | | PBT | | |
| Flammability class UL 94 | | V-0 | | |
| Contact base material | | CuSn | | |
| Material of contact surface | | tinned | | |
| Pin dimensions = d | mm | | | |
| Solder eyelet Ø = D | mm | | | |
| Solder eyelet Ø tolerance | mm | | | |

## Accessories

**Note:** Refer to the Accessories chapter for additional accessories.

| Coding | | Order No. |
|---|---|---|
|  | BLZ/SL KO OR | **1573010000** |
| | BLZ/SL KO SW | **1545710000** |
| **Screwdriver** | | |
|  | SD 0,6x3,5x100 | **9008330000** |
| | SDI 0,6x3,5x100 | **9008390000** |
| **Wire-end ferrule** | | |
|  | H0,5/14S W | **9004590000** |
| | H1,0/14S R | **9018560000** |
| | H1,5/14S SW | **9025240000** |
| | H2,5/14S BL | **1333100000** |

## Ordering data

**Solder pin length**

| Colour | | | | orange | black |
|---|---|---|---|---|---|
| **Pitch** | **5.08 mm** | | | | |
| **Pol.** | L1 | (inch) | **Qty.** | **Order No.** | **Order No.** |
| 2 | 5.08 | 0.200 | 120 | **1001150000** | **1000860000** |
| 3 | 10.16 | 0.400 | 80 | **1001160000** | **1000870000** |
| 4 | 15.24 | 0.600 | 60 | **1001170000** | **1000880000** |
| 5 | 20.32 | 0.800 | 48 | **1001180000** | **1000890000** |
| 6 | 25.40 | 1.000 | 40 | **1001190000** | **1000900000** |
| 7 | 30.48 | 1.200 | 32 | **1001200000** | **1000910000** |
| 8 | 35.56 | 1.400 | 28 | **1001210000** | **1000920000** |



«ЭЛЕКТРО-ПРОФИ» - http://www.ep.ru

## BLDF 5.08/../180F



Dimensioned drawing

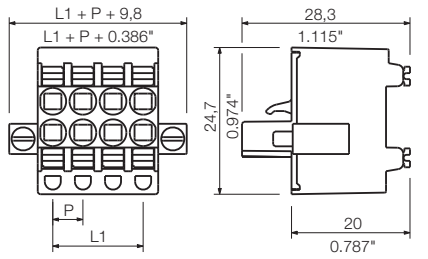


### Ordering data

| Solder pin length | | | | | |
|---|---|---|---|---|---|
| Colour | | | | orange | black |
| **Pitch** | **5.08 mm** | | | | |
| Pol. | L1 | (inch) | Qty. | Order No. | Order No. |
| 2 | 5.08 | 0.200 | 60 | **1001220000** | **1000930000** |
| 3 | 10.16 | 0.400 | 48 | **1012060000** | **1000950000** |
| 4 | 15.24 | 0.600 | 40 | **1059420000** | **1000960000** |
| 5 | 20.32 | 0.800 | 32 | **1065080000** | **1000970000** |
| 6 | 25.40 | 1.000 | 28 | **1065090000** | **1000980000** |
| 7 | 30.48 | 1.200 | 24 | **1065110000** | **1000990000** |
| 8 | 35.56 | 1.400 | 24 | **1065120000** | **1001000000** |

## BLDF 5.08/../180LR

**with release latch**



Dimensioned drawing

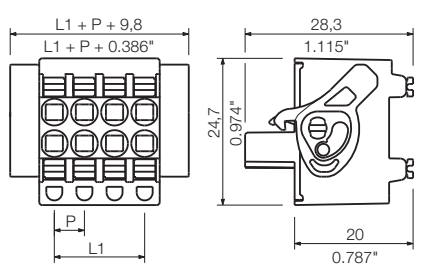


### Ordering data

| Solder pin length | | | | | |
|---|---|---|---|---|---|
| Colour | | | | orange | black |
| **Pitch** | **5.08 mm** | | | | |
| Pol. | L1 | (inch) | Qty. | Order No. | Order No. |
| 2 | 5.08 | 0.200 | 60 | **1065130000** | **1001010000** |
| 3 | 10.16 | 0.400 | 48 | **1065140000** | **1001020000** |
| 4 | 15.24 | 0.600 | 40 | **1065150000** | **1001030000** |
| 5 | 20.32 | 0.800 | 32 | **1065160000** | **1001040000** |
| 6 | 25.40 | 1.000 | 28 | **1065170000** | **1001050000** |
| 7 | 30.48 | 1.200 | 24 | **1065180000** | **1001060000** |
| 8 | 35.56 | 1.400 | 24 | **1065190000** | **1001070000** |

## PUSH IN connection technology

PUSH IN connection technology reduces the wiring affords especially for solid wires and wires with ferrule to a minimum. These connectors are self-explanary and enable tool-less handling. The contact element made of stainless steel ensures a vibration prooved, maintainance free wire termination. The established principle „STEEL FOR THE FORCE, COPPER FOR THE CURRENT“ by Weidmüller offers both, maximum conductor clamping forces, as well as minimum power loss at the same time.



**The 2-in-1 contact**
Every pluggable connector covers two contact points and thus must meet two different requirements: First, the wire termination and second, the connection between plug and pin header. Referring to the 5.0x pitch series, Weidmüller offers different wire connection technologies, but one platform contact for the male / female connection since years. This well-designed hybride platform contact ensures a constant quality on a very high level. Hybride means, that we combine metal material featuring different characteristics by welding, in order to devide the contact system into different function zones: Further to the high electric conductance, the current bar is characterized by its hardness, and the tulip contact by its excellent tension properties. The advantage: each function is supported by the most suitable material to reliably and constantly meet the different electrical and mechanical requirements. To put it in a nutshell: Instead of either ... or, it´s even both - perfect for the current, and perfect for the force.





«ЭЛЕКТРО-ПРОФИ» - http://www.ep.ru

# Connectors in 5.08 mm pitch
# Series BL/SL 5.08

## BLC 5.08/../180



The female plugs with crimp connection can be used for automatically pre-assembled cable harnesses. This results in significant cost savings.

- The contacts are optimised for crimping machines (facotry wiring).
- Contacts can also be connected with manual tools (field wiring).
- High component density because of very low height
- Large wire clamping range: 0.22 - 2.5 mm²
- Contacts can be delivered loose in bulk, or in tape-packaged strips.

## Product data

IEC: 400 V / 21 A
UL: 300 V / 10 A / AWG 26 - 14

**For additional articles and information, refer to catalog.weidmueller.com**

**Note:**

- Additional colours on request
- Rated current related to rated cross-section and min. No. of poles.
- Rated cross-section depends on crimp contact used.
- P on drg. = pitch
- Rated data refer only to the component itself. Clearance and creepage distances to other components are to be designed in accordance with the relevant application standards.

## BLC 5.08/../180R



**Dimensioned drawing**

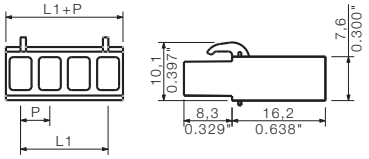


## Technical data

| In compliance with IEC 60664-1 / IEC 61984 | | | | |
|---|---|---|---|---|
| Clamping range, max. | mm² | 0.22...2.5 | | |
| **Solid core H05(07) V-U** | **mm²** | | | |
| Stranded H07 V-R | | | | |
| Flexible H05(07) V-K | mm² | 0.5...2.5 | | |
| Flexible with ferrule | mm² | | | |
| Ferrule with plastic collar | mm² | | | |
| Stripping length | mm | 5 | | |
| Screwdriver blade | mm | | | |
| According to norm | | | | |
| Tightening torque range | Nm | | | |
| **Rated current, max.** | **A** | **21** | | **18** |
| At ambient temperature | | 20°C | | 40°C |
| For conductor cross-section | mm² | 2.5 | | |
| Overvoltage category | | III | III | II |
| Pollution severity | | 3 | 2 | 2 |
| **Rated voltage** | **V** | **250** | **320** | **400** |
| Rated impulse voltage | kV | 4 | 4 | 4 |
| **UL / CUL (Use Group)** | | **B** | **C** | **D** |
| **Rated voltage** | **V** | **300** | | **300** |
| **Rated current** | **A** | **10** | | **10** |
| **AWG conductor** | **AWG** | **26-14** | | |
| **CSA (Use Group)** | | **B** | **C** | **D** |
| Rated voltage | V | 300 | | 300 |
| Rated current | A | 10 | | 10 |
| AWG conductor | AWG | 26-14 | | |
| **General data** | | | | |
| Type of insulation material | | PBT GF | | |
| Flammability class UL 94 | | V-0 | | |
| Contact base material | | Copper alloy | | |
| Material of contact surface | | | | |
| Pin dimensions = d | mm | | | |
| Solder eyelet Ø = D | mm | | | |
| Solder eyelet Ø tolerance | mm | | | |

## Accessories

**Note:** Refer to the Accessories chapter for additional accessories.

| Coding | | Order No. |
|---|---|---|
|  | BLZ/SL KO OR | **1573010000** |
| | BLZ/SL KO SW | **1545710000** |
| | | |
| | DFFC 0.22-0.35 SN 3000 | **1604230000** |
| | DFFC 0.22-0.35 SN E | **1604250000** |
|  | DFFC 0.5-1.0 SN 3000 | **1480000000** |
| | DFFC 0.5-1.0 SN E | **1567060000** |
| | DFFC 1.5-2.5 SN 2500 | **1480100000** |
| | DFFC 1.5-2.5 SN E | **1567070000** |
| **Crimping tool** | | |
|  | HTF DFF | **9014140000** |

## Ordering data

**Solder pin length**

| Colour | | | | orange | black |
|---|---|---|---|---|---|
| **Pitch** | **5.08 mm** | | | | |
| **Pol.** | L1 | (inch) | **Qty.** | **Order No.** | **Order No.** |
| 2 | 5.08 | 0.200 | 100 | **1610490000** | **1711960000** |
| 3 | 10.16 | 0.400 | 100 | **1610500000** | **1711970000** |
| 4 | 15.24 | 0.600 | 100 | **1610510000** | **1711980000** |
| 5 | 20.32 | 0.800 | 50 | **1610520000** | **1711990000** |
| 6 | 25.40 | 1.000 | 50 | **1610530000** | **1712000000** |
| 7 | 30.48 | 1.200 | 50 | **1610540000** | **1712010000** |
| 8 | 35.56 | 1.400 | 50 | **1610550000** | **1712020000** |
| 9 | 40.64 | 1.600 | 50 | **1610560000** | **1712030000** |
| 10 | 45.72 | 1.800 | 50 | **1610570000** | **1712040000** |
| 11 | 50.80 | 2.000 | 50 | **1610580000** | **1712050000** |
| 12 | 55.88 | 2.200 | 50 | **1610590000** | **1712060000** |
| 13 | 60.96 | 2.400 | 50 | **1610600000** | **1712070000** |
| 14 | 66.04 | 2.600 | 50 | **1610610000** | **1712080000** |
| 15 | 71.12 | 2.800 | 50 | **1610620000** | **1712090000** |
| 16 | 76.20 | 3.000 | 50 | **1610630000** | **1712100000** |

**Representative derating curve**

BLC 5.08/../180R - SL 5.08/../90

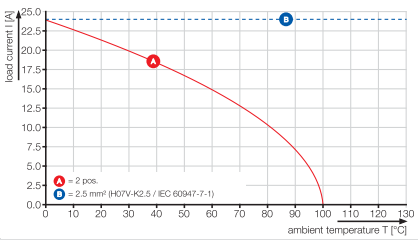




«ЭЛЕКТРО-ПРОФИ» - http://www.ep.ru

## BLC 5.08/../180BR



**Dimensioned drawing**

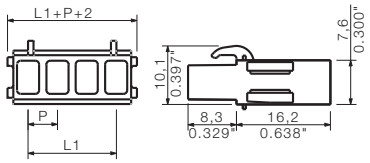


## Ordering data

| Solder pin length | | | | | |
|---|---|---|---|---|---|
| Colour | | | | orange | black |
| **Pitch** | **5.08 mm** | | | | |
| **Pol.** | L1 | (inch) | **Qty.** | **Order No.** | **Order No.** |
| 2 | 5.08 | 0.200 | 100 | **1649370000** | **1712110000** |
| 3 | 10.16 | 0.400 | 100 | **1649380000** | **1712120000** |
| 4 | 15.24 | 0.600 | 100 | **1649390000** | **1712130000** |
| 5 | 20.32 | 0.800 | 50 | **1649400000** | **1712140000** |
| 6 | 25.40 | 1.000 | 50 | **1649410000** | **1712150000** |
| 7 | 30.48 | 1.200 | 50 | **1649420000** | **1712160000** |
| 8 | 35.56 | 1.400 | 50 | **1649430000** | **1712170000** |
| 9 | 40.64 | 1.600 | 50 | **1649440000** | **1712180000** |
| 10 | 45.72 | 1.800 | 50 | **1649450000** | **1712190000** |
| 11 | 50.80 | 2.000 | 50 | **1649460000** | **1712200000** |
| 12 | 55.88 | 2.200 | 50 | **1649470000** | **1712210000** |
| 13 | 60.96 | 2.400 | 50 | **1649480000** | **1712220000** |
| 14 | 66.04 | 2.600 | 50 | **1649490000** | **1712230000** |
| 15 | 71.12 | 2.800 | 50 | **1649500000** | **1712240000** |
| 16 | 76.20 | 3.000 | 50 | **1649510000** | **1712250000** |



«ЭЛЕКТРО-ПРОФИ» - http://www.ep.ru

# Connectors in 5.08 mm pitch
# Series BL/SL 5.08

## BLL 5.08/../90



Female headers for mounting on the circuit board; with 90° wire outlet, optimised for the wave soldering process.

- BLL 5.08 & SL 5.08 for board-to-board connections (e.g., backplanes)
- BLL 5.08 & SLS / SLT 5.08 for board-to-wire applications (e.g., power supply for actuators)
- Available with a screw flange (F).

## Product data

IEC: 400 V / 23 A
UL: 300 V / 15 A

**For additional articles and information, refer to catalog.weidmueller.com**

**Note:**

- Additional colours on request
- Gold-plated contact surfaces on request
- Rated current related to rated cross-section and min. No. of poles.
- P on drg. = pitch
- Rated data refer only to the component itself. Clearance and creepage distances to other components are to be designed in accordance with the relevant application standards.

## BLL 5.08/../90



**Dimensioned drawing**

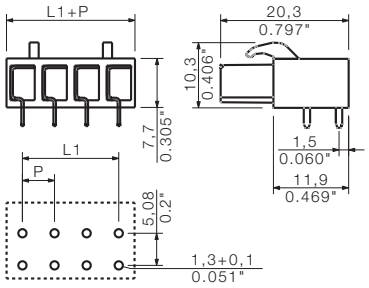


## Technical data

| In compliance with IEC 60664-1 / IEC 61984 | | | | |
|---|---|---|---|---|
| Clamping range, max. | mm² | | | |
| **Solid core H05(07) V-U** | **mm²** | | | |
| Stranded H07 V-R | | | | |
| Flexible H05(07) V-K | mm² | | | |
| Flexible with ferrule | mm² | | | |
| Ferrule with plastic collar | mm² | | | |
| Stripping length | mm | | | |
| Screwdriver blade | mm | | | |
| According to norm | | | | |
| Tightening torque range | Nm | | | |
| **Rated current, max.** | **A** | **23** | | **20** |
| At ambient temperature | | 20°C | | 40°C |
| For conductor cross-section | mm² | | | |
| Overvoltage category | | III | III | II |
| Pollution severity | | 3 | 2 | 2 |
| **Rated voltage** | **V** | **250** | **320** | **400** |
| Rated impulse voltage | kV | 4 | 4 | 4 |
| **UL / CUL (Use Group)** | | **B** | **C** | **D** |
| **Rated voltage** | **V** | **300** | | **300** |
| **Rated current** | **A** | **15** | | **10** |
| **AWG conductor** | **AWG** | | **-** | |
| **CSA (Use Group)** | | **B** | **C** | **D** |
| Rated voltage | V | 300 | | 300 |
| Rated current | A | 15 | | 10 |
| AWG conductor | AWG | | - | |
| **General data** | | | | |
| Type of insulation material | | PBT GF | | |
| Flammability class UL 94 | | V-0 | | |
| Contact base material | | Copper alloy | | |
| Material of contact surface | | tinned | | |
| Pin dimensions = d | mm | 0.4 x 1.00 | | |
| Solder eyelet Ø = D | mm | 1.3 | | |
| Solder eyelet Ø tolerance | mm | + 0,1 | | |

## Accessories

**Note:** Refer to the Accessories chapter for additional accessories.

| Coding | | Order No. |
|---|---|---|
|  | BLZ/SL KO OR | **1573010000** |
| | BLZ/SL KO SW | **1545710000** |
| **Mounting block** | | |
|  | SLA BB11R OR | **1604120000** |
| | SLA BB11R SW | **1692340000** |

## Ordering data

**Solder pin length** 3.2 mm
**Colour** orange

**Pitch 5.08 mm**

| Pol. | L1 | (inch) | Qty. | Order No. |
|---|---|---|---|---|
| 2 | 5.08 | 0.200 | 180 | **1622940000** |
| 3 | 10.16 | 0.400 | 120 | **1622950000** |
| 4 | 15.24 | 0.600 | 90 | **1622960000** |
| 5 | 20.32 | 0.800 | 72 | **1622970000** |
| 6 | 25.40 | 1.000 | 60 | **1622980000** |
| 7 | 30.48 | 1.200 | 48 | **1622990000** |
| 8 | 35.56 | 1.400 | 42 | **1623000000** |
| 9 | 40.64 | 1.600 | 36 | **1623010000** |
| 10 | 45.72 | 1.800 | 36 | **1623020000** |
| 11 | 50.80 | 2.000 | 30 | **1623030000** |
| 12 | 55.88 | 2.200 | 30 | **1623040000** |
| 13 | 60.96 | 2.400 | 24 | **1648420000** |
| 14 | 66.04 | 2.600 | 24 | **1648430000** |
| 15 | 71.12 | 2.800 | 24 | **1648440000** |
| 16 | 76.20 | 3.000 | 18 | **1648450000** |
| 17 | 81.28 | 3.200 | 18 | **1648460000** |
| 18 | 86.36 | 3.400 | 18 | **1648470000** |
| 19 | 91.44 | 3.600 | 18 | **1648480000** |
| 20 | 96.52 | 3.800 | 18 | **1648490000** |
| 21 | 101.60 | 4.000 | 12 | **1648500000** |
| 22 | 106.68 | 4.200 | 12 | **1648510000** |
| 23 | 111.76 | 4.400 | 12 | **1648520000** |
| 24 | 116.84 | 4.600 | 12 | **1648530000** |



«ЭЛЕКТРО-ПРОФИ» - http://www.ep.ru

## BLL 5.08/../90FI



**Dimensioned drawing**

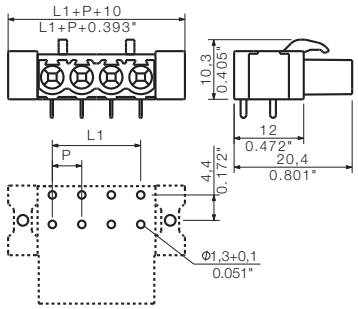


## Ordering data

| Solder pin length | | | | 3.2 mm |
|---|---|---|---|---|
| Colour | | | | orange |
| **Pitch** | **5.08 mm** | | | |
| **Pol.** | L1 | (inch) | **Qty.** | **Order No.** |
| 2 | 5.08 | 0.200 | 100 | **1843750000** |
| 3 | 10.16 | 0.400 | 72 | **1843760000** |
| 4 | 15.24 | 0.600 | 60 | **1843770000** |
| 5 | 20.32 | 0.800 | 48 | **1843780000** |
| 6 | 25.40 | 1.000 | 42 | **1843790000** |
| 7 | 30.48 | 1.200 | 36 | **1843800000** |
| 8 | 35.56 | 1.400 | 36 | **1843810000** |
| 9 | 40.64 | 1.600 | 30 | **1843820000** |
| 10 | 45.72 | 1.800 | 30 | **1843830000** |
| 11 | 50.80 | 2.000 | 24 | **1843840000** |
| 12 | 55.88 | 2.200 | 24 | **1843850000** |
| 13 | 60.96 | 2.400 | 24 | **1843860000** |
| 14 | 66.04 | 2.600 | 18 | **1843870000** |
| 15 | 71.12 | 2.800 | 18 | **1843880000** |
| 16 | 76.20 | 3.000 | 18 | **1843890000** |
| 17 | 81.28 | 3.200 | 18 | **1843900000** |
| 18 | 86.36 | 3.400 | 18 | **1843910000** |
| 19 | 91.44 | 3.600 | 12 | **1843920000** |
| 20 | 96.52 | 3.800 | 12 | **1843930000** |
| 21 | 101.60 | 4.000 | 12 | **1843940000** |
| 22 | 106.68 | 4.200 | 12 | **1843950000** |
| 23 | 111.76 | 4.400 | 12 | **1843960000** |
| 24 | 116.84 | 4.600 | 12 | **1843970000** |



«ЭЛЕКТРО-ПРОФИ» - http://www.ep.ru

# Connectors in 5.08 mm pitch
# Series BL/SL 5.08

## BLL 5.08/../180



Female headers for mounting on the circuit board; with straight wire outlet, optimised for the wave soldering process.

- BLL 5.08 & SL 5.08 for board-to-board connections (e.g., backplanes)
- BLL 5.08 & SLS / SLT 5.08 for board-to-wire applications (e.g., power supply for actuators)

## Product data

IEC: 400 V / 23 A
UL: 300 V / 15 A

**For additional articles and information, refer to catalog.weidmueller.com**

**Note:**

- Additional colours on request
- Gold-plated contact surfaces on request
- Rated current related to rated cross-section and min. No. of poles.
- P on drg. = pitch
- Rated data refer only to the component itself. Clearance and creepage distances to other components are to be designed in accordance with the relevant application standards.

## BLL 5.08/../180



**Dimensioned drawing**

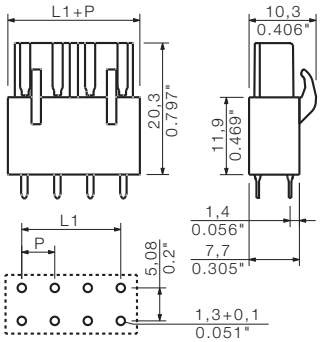


## Technical data

| In compliance with IEC 60664-1 / IEC 61984 | | | | |
|---|---|---|---|---|
| Clamping range, max. | mm² | | | |
| **Solid core H05(07) V-U** | **mm²** | | | |
| Stranded H07 V-R | | | | |
| Flexible H05(07) V-K | mm² | | | |
| Flexible with ferrule | mm² | | | |
| Ferrule with plastic collar | mm² | | | |
| Stripping length | mm | | | |
| Screwdriver blade | mm | | | |
| According to norm | | | | |
| Tightening torque range | Nm | | | |
| **Rated current, max.** | **A** | **23** | | **20** |
| At ambient temperature | | 20°C | | 40°C |
| For conductor cross-section | mm² | | | |
| Overvoltage category | | III | III | II |
| Pollution severity | | 3 | 2 | 2 |
| **Rated voltage** | **V** | **250** | **320** | **400** |
| Rated impulse voltage | kV | 4 | 4 | 4 |
| **UL / CUL (Use Group)** | | **B** | **C** | **D** |
| **Rated voltage** | **V** | **300** | | **300** |
| **Rated current** | **A** | **15** | | **10** |
| **AWG conductor** | **AWG** | | **-** | |
| **CSA (Use Group)** | | **B** | **C** | **D** |
| Rated voltage | V | 300 | | 300 |
| Rated current | A | 15 | | 10 |
| AWG conductor | AWG | | - | |
| **General data** | | | | |
| Type of insulation material | | PBT GF | | |
| Flammability class UL 94 | | V-0 | | |
| Contact base material | | Copper alloy | | |
| Material of contact surface | | tinned | | |
| Pin dimensions = d | mm | 0.4 x 1.00 | | |
| Solder eyelet Ø = D | mm | 1.3 | | |
| Solder eyelet Ø tolerance | mm | + 0,1 | | |

## Accessories

**Note:** Refer to the Accessories chapter for additional accessories.

| Coding | | Order No. |
|---|---|---|
|  | BLZ/SL KO OR | **1573010000** |
| | BLZ/SL KO SW | **1545710000** |
| **Mounting block** | | |
|  | SLA BB11R OR | **1604120000** |
| | SLA BB11R SW | **1692340000** |

## Ordering data

| Solder pin length | | | | 3.2 mm |
|---|---|---|---|---|
| Colour | | | | orange |
| **Pitch** | **5.08 mm** | | | |
| **Pol.** | L1 | (inch) | **Qty.** | **Order No.** |
| 2 | 5.08 | 0.200 | 180 | **1630710000** |
| 3 | 10.16 | 0.400 | 120 | **1630720000** |
| 4 | 15.24 | 0.600 | 90 | **1630730000** |
| 5 | 20.32 | 0.800 | 72 | **1630740000** |
| 6 | 25.40 | 1.000 | 50 | **1630750000** |
| 7 | 30.48 | 1.200 | 48 | **1630760000** |
| 8 | 35.56 | 1.400 | 42 | **1630770000** |
| 9 | 40.64 | 1.600 | 36 | **1630780000** |
| 10 | 45.72 | 1.800 | 36 | **1630790000** |
| 11 | 50.80 | 2.000 | 30 | **1630800000** |
| 12 | 55.88 | 2.200 | 30 | **1630810000** |
| 13 | 60.96 | 2.400 | 24 | **1648900000** |
| 14 | 66.04 | 2.600 | 24 | **1648910000** |
| 15 | 71.12 | 2.800 | 24 | **1648920000** |
| 16 | 76.20 | 3.000 | 18 | **1648930000** |
| 17 | 81.28 | 3.200 | 18 | **1648940000** |
| 18 | 86.36 | 3.400 | 18 | **1648950000** |
| 19 | 91.44 | 3.600 | 18 | **1648960000** |
| 20 | 96.52 | 3.800 | 18 | **1648970000** |
| 21 | 101.60 | 4.000 | 12 | **1648980000** |
| 22 | 106.68 | 4.200 | 12 | **1648990000** |
| 23 | 111.76 | 4.400 | 12 | **1649000000** |
| 24 | 116.84 | 4.600 | 12 | **1649010000** |



«ЭЛЕКТРО-ПРОФИ» - http://www.ep.ru

## BLL 5.08/../180B



**Dimensioned drawing**

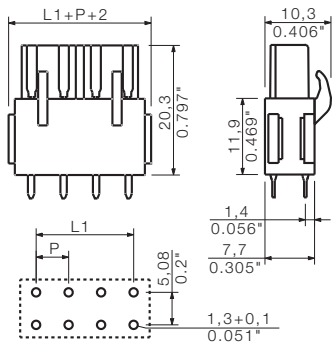


## Ordering data

| Solder pin length | | | | 3.2 mm |
|---|---|---|---|---|
| Colour | | | | orange |
| **Pitch** | **5.08 mm** | | | |
| **Pol.** | L1 | (inch) | **Qty.** | **Order No.** |
| 2 | 5.08 | 0.200 | 150 | **1682730000** |
| 3 | 10.16 | 0.400 | 108 | **1682740000** |
| 4 | 15.24 | 0.600 | 78 | **1682750000** |
| 5 | 20.32 | 0.800 | 50 | **1682760000** |
| 6 | 25.40 | 1.000 | 54 | **1682770000** |
| 7 | 30.48 | 1.200 | 48 | **1682780000** |
| 8 | 35.56 | 1.400 | 42 | **1682790000** |
| 9 | 40.64 | 1.600 | 36 | **1682800000** |
| 10 | 45.72 | 1.800 | 30 | **1682810000** |
| 11 | 50.80 | 2.000 | 30 | **1682820000** |
| 12 | 55.88 | 2.200 | 24 | **1682830000** |
| 13 | 60.96 | 2.400 | 24 | **1682840000** |
| 14 | 66.04 | 2.600 | 24 | **1682850000** |
| 15 | 71.12 | 2.800 | 24 | **1682860000** |
| 16 | 76.20 | 3.000 | 18 | **1682870000** |
| 17 | 81.28 | 3.200 | 18 | **1682880000** |
| 18 | 86.36 | 3.400 | 18 | **1682890000** |
| 19 | 91.44 | 3.600 | 18 | **1682900000** |
| 20 | 96.52 | 3.800 | 18 | **1682910000** |
| 21 | 101.60 | 4.000 | 12 | **1682920000** |
| 22 | 106.68 | 4.200 | 12 | **1682930000** |
| 23 | 111.76 | 4.400 | 12 | **1682940000** |
| 24 | 116.84 | 4.600 | 12 | **1682950000** |



«ЭЛЕКТРО-ПРОФИ» - http://www.ep.ru

# RSV 1.6 CB / CS
# Highest flexibility with the highest density

A space miracle for the PCB and the field wiring permits up to 36 contacts to be inserted in one operation. The crimp contacts ensure that the contacts can be quickly and flexibly assembled – their plastic cases automatically snap together when joined. This system can be used for many signalling purposes: whether it is soldered on to the circuit board, mounted on the rail using a mounting-rail foot, or built in to the front of the device. This product line also includes versatile coding elements, a choice between tin or gold surfaces, and snap-on plug hoods.



**Versatile system-based wiring**

Very versatile assembly: different functions can be combined with different wire cross-sections (from 0.14 mm² to 2.5 mm²). Tin-plated or gold-plated contact surfaces can be custom selected from pole to pole based on your application requirements. This delivers clear cost savings. Higher voltages may require larger clearance gaps between the contacts. This problem can be solved without changing to a different type of connector by simply occupying every second pole.



«ЭЛЕКТРО-ПРОФИ» - http://www.ep.ru



**Also with gold contacts to meet application requirements**

Gold-plated contacts are the best solution for very low currents or voltages, such as those used with measurements. Gold surfaces are a reliable safeguard against friction corrosion caused by long-term vibrations. Compared to tin contacts which are rated for 100 plugging cycles, gold-plated contacts have an increased rating of 500 plugging cycles.



**Highest component assembly density for 5-mm pitch**

Every square mm is crucial on the circuit board. The RSV permit 36 poles to fit in a 5-mm pitch on a 40 mm x 29 mm surface.



«ЭЛЕКТРО-ПРОФИ» - http://www.ep.ru

# Connectors in 5.00 mm pitch - Series RSV
## Quick selection

- = Wire to board
- = Board to board
- = Wire to wire
- = Board to wire



| | | | | | | Male header | | Male plug |
|---|---|---|---|---|---|---|---|---|
| | | | | | | Solder connection | | Crimp |
| | | | | | |  | |  |
| | | | | Levels | | 1 | | 1 |
| | | | Type | | | RSV1.6 LS.. SN | RSV1.6 LS.. AU | RSV1.6 CS.. |
| | | | | Contact surface | | Tin | Gold | Tin / Gold |
| | | | | | Flange options | (G)/F | (G)/F | (G) |
| | | | | | Page | C.244 | C.248 | C.252 |
| Female plug | Crimp |  | **RSV1.6 CB..** | Tin / Gold | (G) | C.253 | ● | ● | ● |
| Female header | Solder connection |  | **RSV1.6 LB.. SN** | Tin | (G)/F | C.246 | ● | | ● |
| | |  | **RSV1.6 LB.. AU** | Gold | (G)/F | C.250 | | ● | ● |

**(G)***= Closed (without flange)
**F** = Flange
* = not included in the article description



«ЭЛЕКТРО-ПРОФИ» - http://www.ep.ru

«ЭЛЕКТРО-ПРОФИ» - http://www.ep.ru

# Connectors in 5.00 mm pitch
# Series RSV

## RSV1.6 LS..



Rectangular plug-in male connector with solder contacts for PCB applications. High connection density achieved by using several rows and crimp contacts in the mating connector. The plug-in connectors can be coded and locked to the mating connector. Supplied in cardboard box.

## Product data

IEC: 500 V / 14 A
UL: 300 V / 10 A

**For additional articles and information, refer to catalog.weidmueller.com**

**Note:**
- Additional colours on request
- Rated current related to rated cross-section and min. No. of poles.
- Spacing between rows: see hole layout
- Rated data refer only to the component itself. Clearance and creepage distances to other components are to be designed in accordance with the relevant application standards.

## RSV1.6 LS.. SN



**Dimensioned drawing**

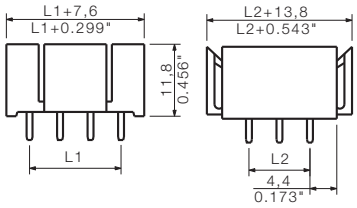


## Technical data

| In compliance with IEC 60664-1 / IEC 61984 | | | | |
|---|---|---|---|---|
| Clamping range, max. | mm² | | | |
| **Solid core H05(07) V-U** | **mm²** | | | |
| Stranded H07 V-R | | | | |
| Flexible H05(07) V-K | mm² | | | |
| Flexible with ferrule | mm² | | | |
| Ferrule with plastic collar | mm² | | | |
| Stripping length | mm | | | |
| Screwdriver blade | mm | | | |
| According to norm | | | | |
| Tightening torque range | Nm | | | |
| **Rated current, max.** | **A** | **14** | | **12** |
| At ambient temperature | | 20°C | | 40°C |
| For conductor cross-section | mm² | | | |
| Overvoltage category | | III | III | II |
| Pollution severity | | 3 | 2 | 2 |
| **Rated voltage** | **V** | **250** | **320** | **500** |
| Rated impulse voltage | kV | 4 | 2.5 | 2.5 |
| **UL / CUL (Use Group)** | | **B** | **C** | **D** |
| **Rated voltage** | **V** | | | |
| **Rated current** | **A** | | | |
| **AWG conductor** | **AWG** | | - | |
| **CSA (Use Group)** | | **B** | **C** | **D** |
| Rated voltage | V | | 300 | |
| Rated current | A | | 13 | |
| AWG conductor | AWG | | - | |
| **General data** | | | | |
| Type of insulation material | | | Wemid (PA) | |
| Flammability class UL 94 | | | V-0 | |
| Contact base material | | | Copper alloy | |
| Material of contact surface | | | tinned | |
| Pin dimensions = d | mm | | 0.97 | |
| Solder eyelet Ø = D | mm | | 1.3 | |
| Solder eyelet Ø tolerance | mm | | + 0,1 | |

## Accessories

**Note:** Refer to the Accessories chapter for additional accessories.

| Coding | | Order No. |
|---|---|---|
| | RSV1,6 KO | **1567430000** |

## Ordering data

| Solder pin length | | | | 3.2 mm |
|---|---|---|---|---|
| Colour | | | | pebble grey |
| **Pitch** | **5.00 mm** | | | |
| **Pol.** | L1 | (inch) | **Qty.** | **Order No.** |
| 4 | 5.00 | 0.197 | 100 | **1440500000** |
| 6 | 10.00 | 0.394 | 50 | **1441500000** |
| 9 | 10.00 | 0.394 | 50 | **1442500000** |
| 12 | 15.00 | 0.591 | 25 | **1443500000** |
| 18 | 25.00 | 0.984 | 25 | **1444500000** |
| 24 | 25.00 | 0.984 | 20 | **1445500000** |
| 36 | 40.00 | 1.575 | 10 | **1446500000** |

**Representative derating curve**

RSV1.6 CB.. - RSV1.6 LS..

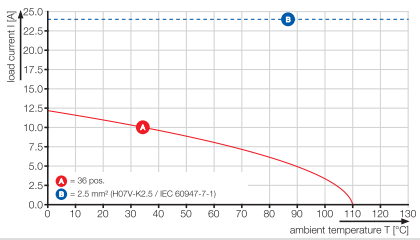




«ЭЛЕКТРО-ПРОФИ» - http://www.ep.ru

## RSV1.6 LSF.. SN



### Dimensioned drawing

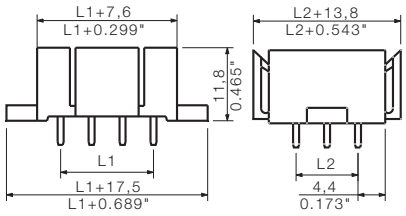


## Ordering data

| Solder pin length | | | | 3.2 mm |
|---|---|---|---|---|
| Colour | | | | pebble grey |
| **Pitch** | **5.00 mm** | | | |
| **Pol.** | L1 | (inch) | **Qty.** | **Order No.** |
| 4 | 5.00 | 0.197 | 100 | **1440900000** |
| 6 | 10.00 | 0.394 | 50 | **1441900000** |
| 9 | 10.00 | 0.394 | 50 | **1442900000** |
| 12 | 15.00 | 0.591 | 25 | **1443900000** |
| 18 | 25.00 | 0.984 | 25 | **1444900000** |
| 24 | 25.00 | 0.984 | 20 | **1445900000** |
| 36 | 40.00 | 1.575 | 10 | **1446900000** |

### Additional derating curves

RSV1.6 CB.. - RSV1.6 LS..

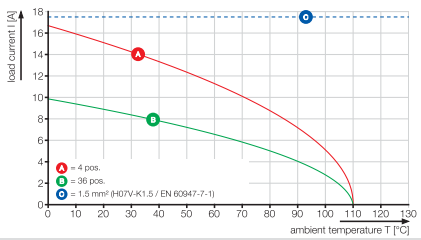


## Drilling diagrams

### 4-pole

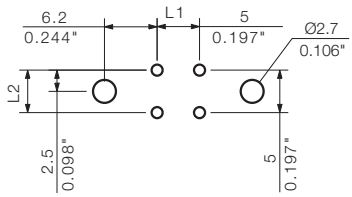


### 6-pole

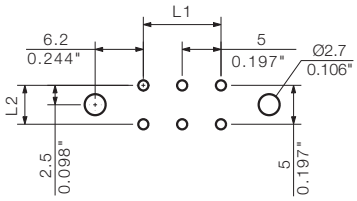


### 9-pole

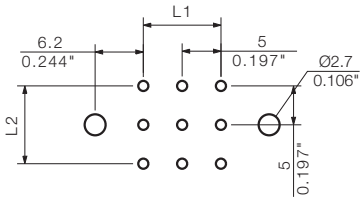


### 12-pole

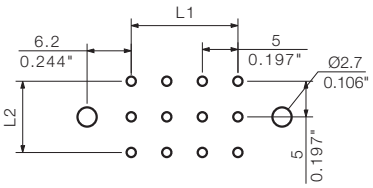


### 18-pole

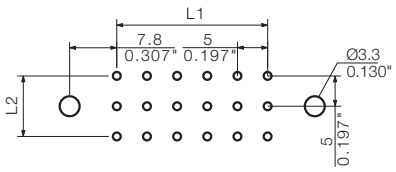


### 24-pole

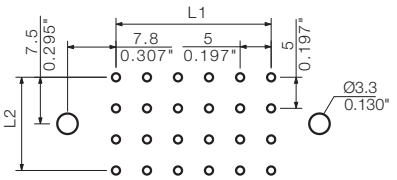


### 36-pole

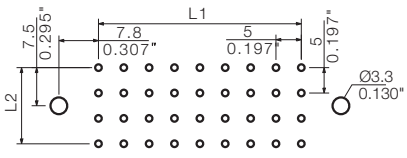




«ЭЛЕКТРО-ПРОФИ» - http://www.ep.ru

# Connectors in 5.00 mm pitch
# Series RSV

## RSV1.6 LB..



Rectangular plug-in female connector with solder contacts for PCB applications. High connection density achieved by using several rows and crimp contacts in the mating connector. The plug-in connectors can be coded and locked to the mating connector. Supplied in cardboard box.

## Product data

IEC: 500 V / 14 A
UL: 300 V / 10 A

**For additional articles and information, refer to catalog.weidmueller.com**

**Note:**

- Additional colours on request
- Rated current related to rated cross-section and min. No. of poles.
- Spacing between rows: see hole layout
- Rated data refer only to the component itself. Clearance and creepage distances to other components are to be designed in accordance with the relevant application standards.

## RSV1.6 LB.. SN



**Dimensioned drawing**

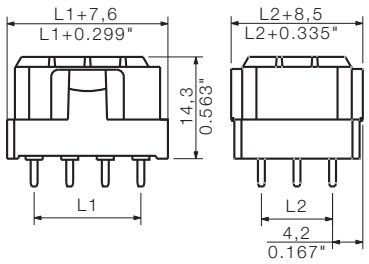


## Technical data

| In compliance with IEC 60664-1 / IEC 61984 | | | | |
|---|---|---|---|---|
| Clamping range, max. | mm² | | | |
| **Solid core H05(07) V-U** | **mm²** | | | |
| Stranded H07 V-R | | | | |
| Flexible H05(07) V-K | mm² | | | |
| Flexible with ferrule | mm² | | | |
| Ferrule with plastic collar | mm² | | | |
| Stripping length | mm | | | |
| Screwdriver blade | mm | | | |
| According to norm | | | | |
| Tightening torque range | Nm | | | |
| **Rated current, max.** | **A** | **14** | | **12** |
| At ambient temperature | | 20°C | | 40°C |
| For conductor cross-section | mm² | | | |
| Overvoltage category | | III | III | II |
| Pollution severity | | 3 | 2 | 2 |
| **Rated voltage** | **V** | **250** | **320** | **500** |
| Rated impulse voltage | kV | 4 | 2.5 | 2.5 |
| **UL / CUL (Use Group)** | | **B** | **C** | **D** |
| **Rated voltage** | **V** | | **300** | |
| **Rated current** | **A** | | **10** | |
| **AWG conductor** | **AWG** | | **-** | |
| **CSA (Use Group)** | | **B** | **C** | **D** |
| Rated voltage | V | | 300 | |
| Rated current | A | | 13 | |
| AWG conductor | AWG | | - | |
| **General data** | | | | |
| Type of insulation material | | | Wemid (PA) | |
| Flammability class UL 94 | | | V-0 | |
| Contact base material | | | Copper alloy | |
| Material of contact surface | | | tinned | |
| Pin dimensions = d | mm | | 0.97 | |
| Solder eyelet Ø = D | mm | | 1.3 | |
| Solder eyelet Ø tolerance | mm | | + 0,1 | |

## Accessories

**Note:** Refer to the Accessories chapter for additional accessories.

| Coding | | Order No. |
|---|---|---|
| | RSV1,6 KO | **1567430000** |

## Ordering data

| Solder pin length | | | | 3.2 mm |
|---|---|---|---|---|
| Colour | | | | pebble grey |
| **Pitch** | **5.00 mm** | | | |
| **Pol.** | L1 | (inch) | **Qty.** | **Order No.** |
| 4 | 5.00 | 0.197 | 100 | **1440300000** |
| 6 | 10.00 | 0.394 | 50 | **1441300000** |
| 9 | 10.00 | 0.394 | 50 | **1442300000** |
| 12 | 15.00 | 0.591 | 25 | **1443300000** |
| 18 | 25.00 | 0.984 | 25 | **1444300000** |
| 24 | 25.00 | 0.984 | 20 | **1445300000** |
| 36 | 40.00 | 1.575 | 10 | **1446300000** |

**Representative derating curve**

RSV1.6 LB.. - RSV1.6 CS..

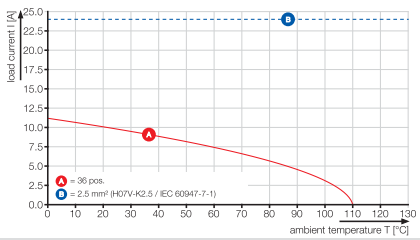




«ЭЛЕКТРО-ПРОФИ» - http://www.ep.ru

## RSV1.6 LBF.. SN



### Dimensioned drawing

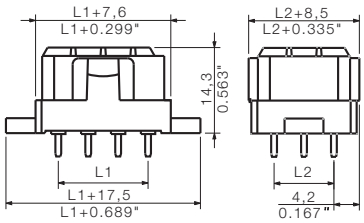


## Ordering data

| Solder pin length | | | | 3.2 mm |
|---|---|---|---|---|
| Colour | | | | pebble grey |
| **Pitch** | **5.00 mm** | | | |
| **Pol.** | L1 | (inch) | **Qty.** | **Order No.** |
| 4 | 5.00 | 0.197 | 100 | **1440700000** |
| 6 | 10.00 | 0.394 | 50 | **1441700000** |
| 9 | 10.00 | 0.394 | 50 | **1442700000** |
| 12 | 15.00 | 0.591 | 25 | **1443700000** |
| 18 | 25.00 | 0.984 | 25 | **1444700000** |
| 24 | 25.00 | 0.984 | 20 | **1445700000** |
| 36 | 40.00 | 1.575 | 10 | **1446700000** |

### Additional derating curves

RSV1.6 LB.. - RSV1.6 CS..

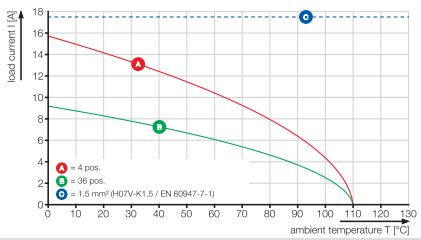


## Drilling diagrams

### 4-pole

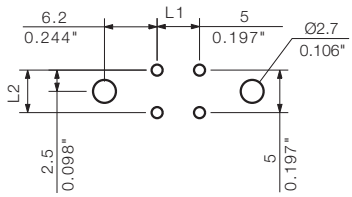


### 6-pole

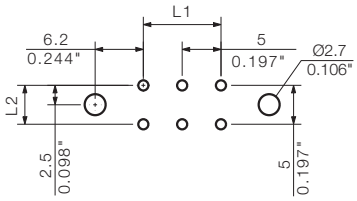


### 9-pole

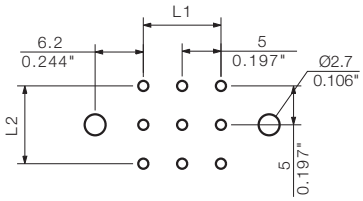


### 12-pole

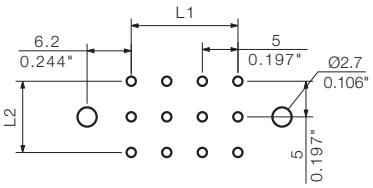


### 18-pole

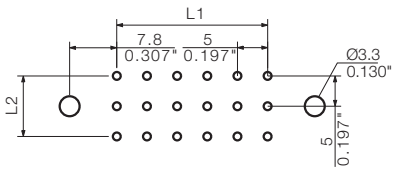


### 24-pole

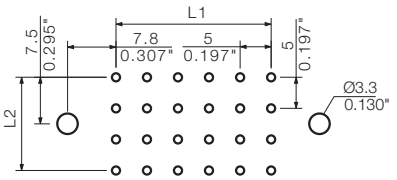


### 36-pole

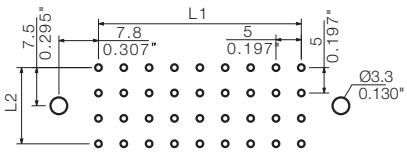




«ЭЛЕКТРО-ПРОФИ» - http://www.ep.ru

# Connectors in 5.00 mm pitch
# Series RSV

## RSV1.6 LS.. AU



Rectangular plug-in male connector with solder contacts for PCB applications. High connection density achieved by using several rows and crimp contacts in the mating connector. The plug-in connectors can be coded and locked to the mating connector. Supplied in cardboard box.

## Product data

IEC: 500 V / 14 A
UL: 300 V / 10 A

**For additional articles and information, refer to catalog.weidmueller.com**

**Note:**
- Additional colours on request
- Rated current related to rated cross-section and min. No. of poles.
- Spacing between rows: see hole layout
- Rated data refer only to the component itself. Clearance and creepage distances to other components are to be designed in accordance with the relevant application standards.

## RSV1.6 LS.. AU



**Dimensioned drawing**

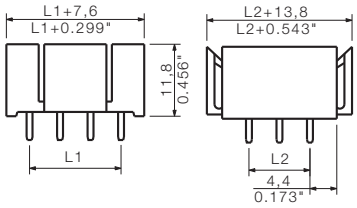


## Technical data

| In compliance with IEC 60664-1 / IEC 61984 | | | | |
|---|---|---|---|---|
| Clamping range, max. | mm² | | | |
| **Solid core H05(07) V-U** | **mm²** | | | |
| Stranded H07 V-R | | | | |
| Flexible H05(07) V-K | mm² | | | |
| Flexible with ferrule | mm² | | | |
| Ferrule with plastic collar | mm² | | | |
| Stripping length | mm | | | |
| Screwdriver blade | mm | | | |
| According to norm | | | | |
| Tightening torque range | Nm | | | |
| **Rated current, max.** | **A** | **14** | | **12** |
| At ambient temperature | | 20°C | | 40°C |
| For conductor cross-section | mm² | | | |
| Overvoltage category | | III | III | II |
| Pollution severity | | 3 | 2 | 2 |
| **Rated voltage** | **V** | **250** | **320** | **500** |
| Rated impulse voltage | kV | 4 | 2.5 | 2.5 |
| **UL / CUL (Use Group)** | | **B** | **C** | **D** |
| **Rated voltage** | **V** | | | |
| **Rated current** | **A** | | | |
| **AWG conductor** | **AWG** | | - | |
| **CSA (Use Group)** | | **B** | **C** | **D** |
| Rated voltage | V | | 300 | |
| Rated current | A | | 13 | |
| AWG conductor | AWG | | - | |
| **General data** | | | | |
| Type of insulation material | | | Wemid (PA) | |
| Flammability class UL 94 | | | V-0 | |
| Contact base material | | | Copper alloy | |
| Material of contact surface | | | gold-plated | |
| Pin dimensions = d | mm | | 0.97 | |
| Solder eyelet Ø = D | mm | | 1.3 | |
| Solder eyelet Ø tolerance | mm | | + 0,1 | |

## Accessories

**Note:** Refer to the Accessories chapter for additional accessories.

| Coding | | Order No. |
|---|---|---|
| | RSV1,6 KO | **1567430000** |

## Ordering data

| Solder pin length | | | | 3.2 mm |
|---|---|---|---|---|
| Colour | | | | pebble grey |
| **Pitch** | **5.00 mm** | | | |
| **Pol.** | L1 | (inch) | **Qty.** | **Order No.** |
| 4 | 5.00 | 0.197 | 100 | **1440400000** |
| 6 | 10.00 | 0.394 | 50 | **1441400000** |
| 9 | 10.00 | 0.394 | 50 | **1442400000** |
| 12 | 15.00 | 0.591 | 25 | **1443400000** |
| 18 | 25.00 | 0.984 | 25 | **1444400000** |
| 24 | 25.00 | 0.984 | 20 | **1445400000** |
| 36 | 40.00 | 1.575 | 10 | **1446400000** |

**Representative derating curve**

RSV1.6 CB.. - RSV1.6 LS..

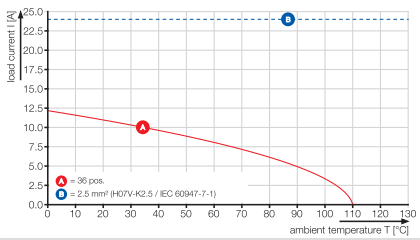




«ЭЛЕКТРО-ПРОФИ» - http://www.ep.ru

## RSV1.6 LSF.. AU



### Dimensioned drawing

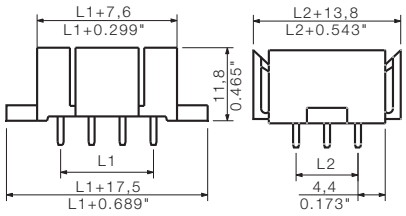


## Ordering data

| Solder pin length | | | | 3.2 mm |
|---|---|---|---|---|
| Colour | | | | pebble grey |
| **Pitch** | **5.00 mm** | | | |
| **Pol.** | L1 | (inch) | **Qty.** | **Order No.** |
| 4 | 5.00 | 0.197 | 100 | **1440800000** |
| 6 | 10.00 | 0.394 | 50 | **1441800000** |
| 9 | 10.00 | 0.394 | 50 | **1442800000** |
| 12 | 15.00 | 0.591 | 25 | **1443800000** |
| 18 | 25.00 | 0.984 | 25 | **1444800000** |
| 24 | 25.00 | 0.984 | 20 | **1445800000** |
| 36 | 40.00 | 1.575 | 10 | **1446800000** |

### Additional derating curves

RSV1.6 CB.. - RSV1.6 LS..

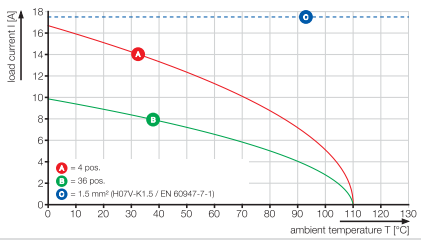


## Drilling diagrams

### 4-pole

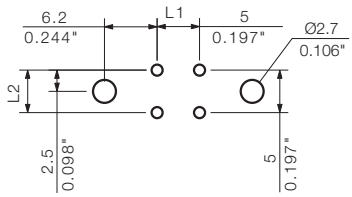


### 6-pole

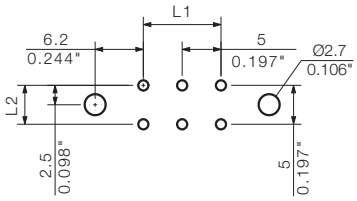


### 9-pole

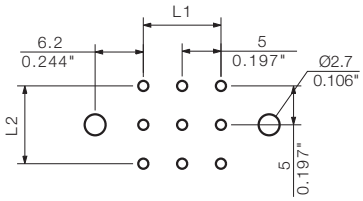


### 12-pole

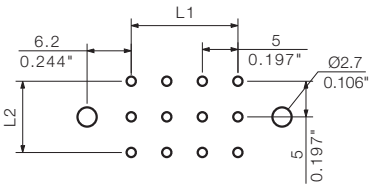


### 18-pole

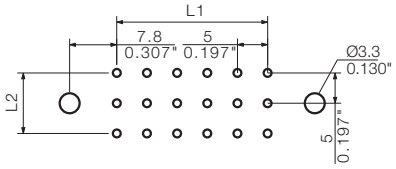


### 24-pole

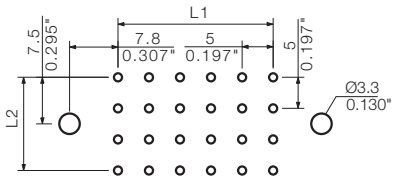


### 36-pole

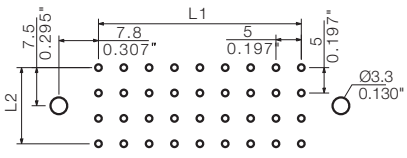




«ЭЛЕКТРО-ПРОФИ» - http://www.ep.ru

# Connectors in 5.00 mm pitch
# Series RSV

## RSV1.6 LB.. AU



Rectangular plug-in female connector with solder contacts for PCB applications. High connection density achieved by using several rows and crimp contacts in the mating connector. The plug-in connectors can be coded and locked to the mating connector. Supplied in cardboard box.

## Product data

IEC: 500 V / 14 A
UL: 300 V / 10 A

**For additional articles and information, refer to catalog.weidmueller.com**

**Note:**

- Additional colours on request
- Rated current related to rated cross-section and min. No. of poles.
- Spacing between rows: see hole layout
- Rated data refer only to the component itself. Clearance and creepage distances to other components are to be designed in accordance with the relevant application standards.

## RSV1.6 LB.. AU



**Dimensioned drawing**

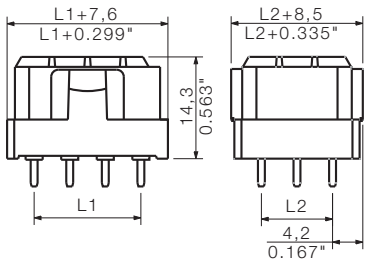


## Technical data

| In compliance with IEC 60664-1 / IEC 61984 | | | | |
|---|---|---|---|---|
| Clamping range, max. | mm² | | | |
| **Solid core H05(07) V-U** | **mm²** | | | |
| Stranded H07 V-R | | | | |
| Flexible H05(07) V-K | mm² | | | |
| Flexible with ferrule | mm² | | | |
| Ferrule with plastic collar | mm² | | | |
| Stripping length | mm | | | |
| Screwdriver blade | mm | | | |
| According to norm | | | | |
| Tightening torque range | Nm | | | |
| **Rated current, max.** | **A** | **14** | | **12** |
| At ambient temperature | | 20°C | | 40°C |
| For conductor cross-section | mm² | | | |
| Overvoltage category | | III | III | II |
| Pollution severity | | 3 | 2 | 2 |
| **Rated voltage** | **V** | **250** | **320** | **500** |
| Rated impulse voltage | kV | 4 | 2.5 | 2.5 |
| **UL / CUL (Use Group)** | | **B** | **C** | **D** |
| **Rated voltage** | **V** | | **300** | |
| **Rated current** | **A** | | **10** | |
| **AWG conductor** | **AWG** | | **-** | |
| **CSA (Use Group)** | | **B** | **C** | **D** |
| Rated voltage | V | | 300 | |
| Rated current | A | | 13 | |
| AWG conductor | AWG | | - | |
| **General data** | | | | |
| Type of insulation material | | | Wemid (PA) | |
| Flammability class UL 94 | | | V-0 | |
| Contact base material | | | Copper alloy | |
| Material of contact surface | | | gold-plated | |
| Pin dimensions = d | mm | | 0.97 | |
| Solder eyelet Ø = D | mm | | 1.3 | |
| Solder eyelet Ø tolerance | mm | | + 0,1 | |

## Accessories

**Note:** Refer to the Accessories chapter for additional accessories.

| Coding | | Order No. |
|---|---|---|
| | RSV1,6 KO | **1567430000** |

## Ordering data

| Solder pin length | | | | 3.2 mm |
|---|---|---|---|---|
| Colour | | | | pebble grey |
| **Pitch** | **5.00 mm** | | | |
| **Pol.** | L1 | (inch) | **Qty.** | **Order No.** |
| 4 | 5.00 | 0.197 | 100 | **1440200000** |
| 6 | 10.00 | 0.394 | 50 | **1441200000** |
| 9 | 10.00 | 0.394 | 50 | **1442200000** |
| 12 | 15.00 | 0.591 | 25 | **1443200000** |
| 18 | 25.00 | 0.984 | 25 | **1444200000** |
| 24 | 25.00 | 0.984 | 20 | **1445200000** |
| 36 | 40.00 | 1.575 | 10 | **1446200000** |

**Representative derating curve**

RSV1.6 LB.. - RSV1.6 CS..

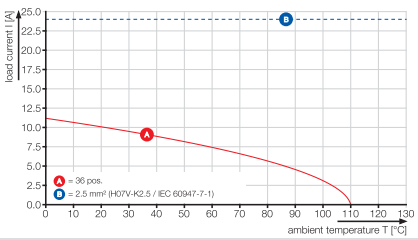




«ЭЛЕКТРО-ПРОФИ» - http://www.ep.ru

## RSV1.6 LBF.. AU



### Dimensioned drawing

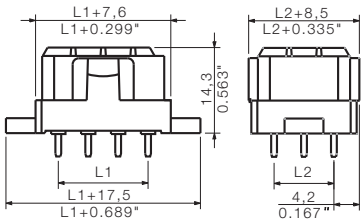


## Ordering data

| Solder pin length | | | | 3.2 mm |
|---|---|---|---|---|
| Colour | | | | pebble grey |
| **Pitch** | **5.00 mm** | | | |
| **Pol.** | L1 | (inch) | **Qty.** | **Order No.** |
| 4 | 5.00 | 0.197 | 100 | **1440600000** |
| 6 | 10.00 | 0.394 | 50 | **1441600000** |
| 9 | 10.00 | 0.394 | 50 | **1442600000** |
| 12 | 15.00 | 0.591 | 25 | **1443600000** |
| 18 | 25.00 | 0.984 | 25 | **1444600000** |
| 24 | 25.00 | 0.984 | 20 | **1445600000** |
| 36 | 40.00 | 1.575 | 10 | **1446600000** |

### Additional derating curves

RSV1.6 LB.. - RSV1.6 CS..

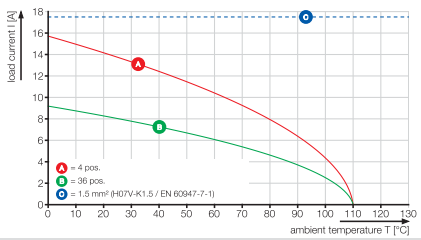


## Drilling diagrams

### 4-pole

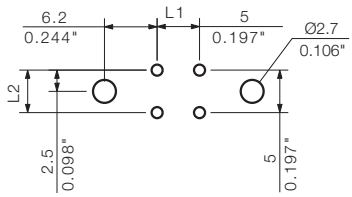


### 6-pole

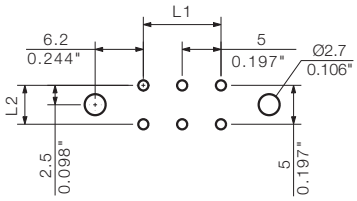


### 9-pole

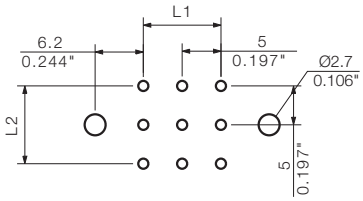


### 12-pole

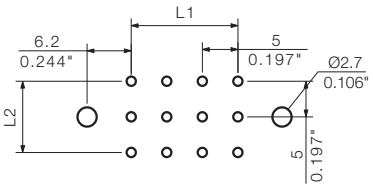


### 18-pole

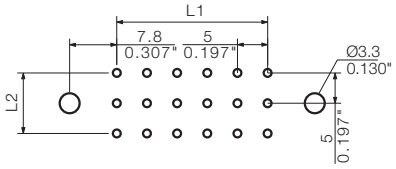


### 24-pole

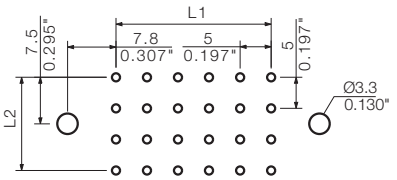


### 36-pole

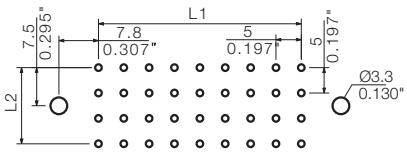




«ЭЛЕКТРО-ПРОФИ» - http://www.ep.ru

# Connectors in 5.00 mm pitch
# Series RSV

## RSV1.6 CS.. & CB..



Rectangular plug-in connector for use with crimp contacts. Can be used as universal coupling, but also with the PCB variations. The crimp contacts guarantee a high connection density. The CS 1.6 or CB 1.6 contacts are used here. The connectors can be coded and locked together with their mates. Supplied in cardboard box.

## Product data

IEC: 630 V / 17 A
UL: 600 V / 10 A / AWG 26 - 12

**For additional articles and information, refer to catalog.weidmueller.com**

**Note:**

- max. outer diameter of the cable (with insulation): 3.5 mm

## RSV1.6 CS..



**Dimensioned drawing**

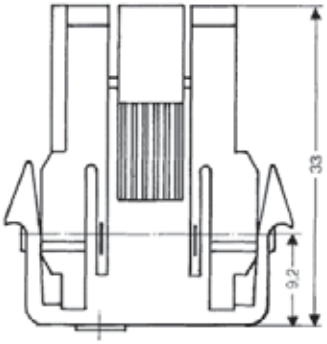


## Technical data

| In compliance with IEC 60664-1 / IEC 61984 | | | | |
|---|---|---|---|---|
| Clamping range, max. | mm² | 0.13...3.31 | | |
| **Solid core H05(07) V-U** | **mm²** | | | |
| Stranded H07 V-R | | | | |
| Flexible H05(07) V-K | mm² | 0.2...2.5 | | |
| Flexible with ferrule | mm² | | | |
| Ferrule with plastic collar | mm² | | | |
| Stripping length | mm | 4 | | |
| Screwdriver blade | mm | | | |
| According to norm | | | | |
| Tightening torque range | Nm | | | |
| **Rated current, max.** | **A** | **17** | | **15** |
| At ambient temperature | | 20°C | | 40°C |
| For conductor cross-section | mm² | | | |
| Overvoltage category | | III | III | II |
| Pollution severity | | 3 | 2 | 2 |
| **Rated voltage** | **V** | **250** | **400** | **630** |
| Rated impulse voltage | kV | 4 | 4 | 4 |
| **UL / CUL (Use Group)** | | **B** | **C** | **D** |
| **Rated voltage** | **V** | | | |
| **Rated current** | **A** | | | |
| **AWG conductor** | **AWG** | | - | |
| **CSA (Use Group)** | | **B** | **C** | **D** |
| Rated voltage | V | 600 | | |
| Rated current | A | 13 | | |
| AWG conductor | AWG | 26-12 | | |
| **General data** | | | | |
| Type of insulation material | | Wemid (PA) | | |
| Flammability class UL 94 | | V-0 | | |
| Contact base material | | Copper alloy | | |
| Material of contact surface | | | | |
| Pin dimensions = d | mm | | | |
| Solder eyelet Ø = D | mm | | | |
| Solder eyelet Ø tolerance | mm | | | |

## Accessories

**Note:** Refer to the Accessories chapter for additional accessories.

| Release tool | | Order No. |
|---|---|---|
|  | DW RSV 1.6 | **9004530000** |
| **Crimping tool** | | |
|  | HTF RSV 16 WI | **9013560000** |
| **Clip-in foot** | | |
|  | RSV1,6 RF12/35x15 SW | **1690140000** |
| | RSV1,6 RF12/35x7.5 SW | **1582940000** |
| | RSV1,6 RF18/35x15 SW | **1690150000** |
| | RSV1,6 RF18/35x7.5 SW | **1582950000** |
| | RSV1,6 RF24/35x15 SW | **1690160000** |
| | RSV1,6 RF24/35x7.5 SW | **1582960000** |
| | RSV1,6 RF36/35x15 SW | **1690170000** |
| | RSV1,6 RF36/35x7.5 SW | **1582970000** |
| | RSV1,6 RF4/35x15 SW | **1690110000** |
| | RSV1,6 RF4/35x7.5 SW | **1582910000** |
| | RSV1,6 RF6/35x15 SW | **1690120000** |
| | RSV1,6 RF6/35x7.5 SW | **1582920000** |
| | RSV1,6 RF9/35x15 SW | **1690130000** |
| | RSV1,6 RF9/35x7.5 SW | **1582930000** |
| **Strain relief** | | |
|  | RSV1,6 ZE 12 SW | **1563300000** |
| | RSV1,6 ZE 18 SW | **1563200000** |
| | RSV1,6 ZE 24 SW | **1563100000** |
| | RSV1,6 ZE 36 SW | **1563000000** |
| | RSV1,6 ZE 4 SW | **1563600000** |
| | RSV1,6 ZE 6 SW | **1563500000** |
| | RSV1,6 ZE 9 SW | **1563400000** |
| **Coding** | | |
|  | RSV1,6 KO | **1567430000** |

## Ordering data

**Solder pin length**

**Colour** pebble grey

**Pitch 5.00 mm**

| Pol. | L1 | (inch) | Qty. | Order No. |
|---|---|---|---|---|
| 4 | 5.00 | 0.197 | 25 | **1413100000** |
| 6 | 10.00 | 0.394 | 25 | **1414100000** |
| 9 | 10.00 | 0.394 | 25 | **1415100000** |
| 12 | 15.00 | 0.591 | 25 | **1416100000** |
| 18 | 25.00 | 0.984 | 25 | **1417100000** |
| 24 | 25.00 | 0.984 | 20 | **1418100000** |
| 36 | 40.00 | 1.575 | 10 | **1419100000** |

**Representative derating curve**

RSV1.6 CB.. - RSV1.6 CS..

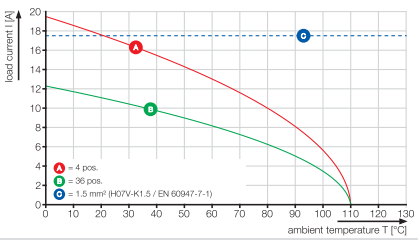




«ЭЛЕКТРО-ПРОФИ» - http://www.ep.ru

## RSV1.6 CB..



**Dimensioned drawing**

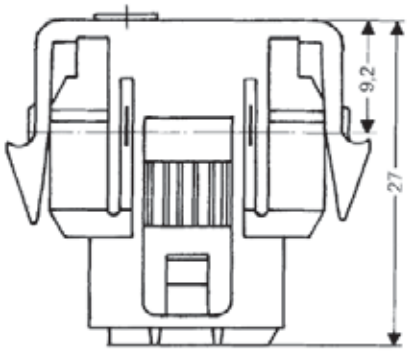


## Ordering data

**Solder pin length**

**Colour** pebble grey

**Pitch 5.00 mm**

| Pol. | L1 | (inch) | Qty. | Order No. |
|---|---|---|---|---|
| 4 | 5.00 | 0.197 | 25 | **1413000000** |
| 6 | 10.00 | 0.394 | 25 | **1414000000** |
| 9 | 10.00 | 0.394 | 25 | **1415000000** |
| 12 | 15.00 | 0.591 | 25 | **1416000000** |
| 18 | 25.00 | 0.984 | 25 | **1417000000** |
| 24 | 25.00 | 0.984 | 20 | **1418000000** |
| 36 | 40.00 | 1.575 | 10 | **1419000000** |

## Mounting cutout



- Spring clips ensure firm hold in enclosure wall

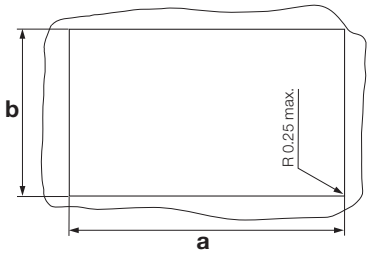


Mounting cutout for enclosure RSV 1.6
Wall thickness 1.5…2.0 mm

| No. of poles | Dim. a (mm)* | Dim. b (mm)* |
|---|---|---|
| 4 | 20.3 | 17.8 |
| 6 | 25.1 | 18.1 |
| 9 | 25.1 | 24.0 |
| 12 | 30.0 | 24.0 |
| 18 | 40.5 | 24.0 |
| 24 | 40.5 | 28.3 |
| 36 | 55.5 | 28.3 |

*) Tolerance: +0.3 mm



«ЭЛЕКТРО-ПРОФИ» - http://www.ep.ru

# Connectors in 5.00 mm pitch
# Series RSV

## Contact system CB 1.6 / CS 1.6





- Safe centring of the contacts using the three-segment pin tips
- 4 defined contact points ensure high contact stability
- Lugs in the enclosing steel spring ensure the contact engages securely in the housing
- Pin contacts with two lengths to implement leading-pin contacts
- Up to 100 plugging cycles (tin version)
- Up to 500 plugging cycles (gold version)

## CB 1.6 / CS 1.6

**Crimp contacts**

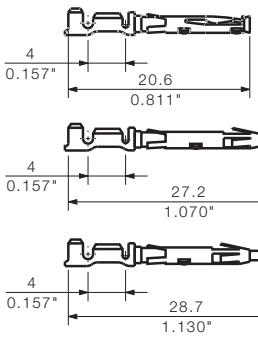






## Ordering data

**Tinned contacts**

| For cable size mm² | AWG | Insulation diameter mm | | Separate contacts Order No. | Qty. | Cont. on a strip Order No. | Qty. |
|---|---|---|---|---|---|---|---|
| 0.14 – 0.25 | 26 – 24 | 0.8 – 1.4 | pin - standard | 1421600000 | 250 | 1421500000 | 5000 |
| | | | pin - long | 1421700000 | 250 | 1565900000 | 5000 |
| | | | socket | 1421900000 | 250 | 1421800000 | 5000 |
| 0.34 – 0.5 | 22 – 20 | 1.1 – 1.8 | pin - standard | 1423600000 | 250 | 1423500000 | 5000 |
| | | | pin - long | 1423700000 | 250 | 1565870000 | 5000 |
| | | | socket | 1423900000 | 250 | 1423800000 | 5000 |
| 0.34 – 0.5 | 22 – 20 | 2.0 – 2.5 | pin - standard | 1425600000 | 250 | 1425500000 | 5000 |
| | | | pin - long | 1425700000 | 250 | 1565840000 | 5000 |
| | | | socket | 1425900000 | 250 | 1425800000 | 5000 |
| 0.75 – 1.5 | 18 – 16 | 2.0 – 2.5 | pin - standard | 1427600000 | 250 | 1427500000 | 5000 |
| | | | pin - long | 1427700000 | 250 | 1565810000 | 5000 |
| | | | socket | 1427900000 | 250 | 1427800000 | 5000 |
| 0.75 – 1.5 | 18 – 16 | 2.0 – 3.5 | pin - standard | 1582270000 | 250 | 1582280000 | 3000 |
| | | | pin - long | 1582350000 | 250 | 1582360000 | 3000 |
| | | | socket | 1582430000 | 250 | 1582440000 | 3000 |
| 2.5 | 14 – 12 | 2.8 – 3.5 | pin - standard | 1429600000 | 250 | 1429500000 | 3000 |
| | | | pin - long | 1429700000 | 250 | 1565780000 | 3000 |
| | | | socket | 1429900000 | 250 | 1429800000 | 3000 |
| 2.5 | 14 – 12 | 2.8 – 4.2 | pin - standard | 1582310000 | 250 | 1582320000 | 3000 |
| | | | pin - long | 1582390000 | 250 | 1582400000 | 3000 |
| | | | socket | 1582470000 | 250 | 1582480000 | 3000 |

## Ordering data

**Gold-plated contacts**

| For cable size mm² | AWG | Insulation diameter mm | | Separate contacts Order No. | Qty. | Cont. on a strip Order No. | Qty. |
|---|---|---|---|---|---|---|---|
| 0.14 – 0.25 | 26 – 24 | 0.8 – 1.4 | pin - standard | 1420600000 | 250 | 1420500000 | 5000 |
| | | | pin - long | 1420700000 | 250 | 1565880000 | 5000 |
| | | | socket | 1420900000 | 250 | 1420800000 | 5000 |
| 0.34 – 0.5 | 22 – 20 | 1.1 – 1.8 | pin - standard | 1422600000 | 250 | 1422500000 | 5000 |
| | | | pin - long | 1422700000 | 250 | 1565850000 | 5000 |
| | | | socket | 1422900000 | 250 | 1422800000 | 5000 |
| 0.34 – 0.5 | 22 – 20 | 2.0 – 2.5 | pin - standard | 1424600000 | 250 | 1424500000 | 5000 |
| | | | pin - long | 1424700000 | 250 | 1565820000 | 5000 |
| | | | socket | 1424900000 | 250 | 1424800000 | 5000 |
| 0.75 – 1.5 | 18 – 16 | 2.0 – 2.5 | pin - standard | 1426600000 | 250 | 1426500000 | 5000 |
| | | | pin - long | 1426700000 | 250 | 1565790000 | 5000 |
| | | | socket | 1426900000 | 250 | 1426800000 | 5000 |
| 0.75 – 1.5 | 18 – 16 | 2.0 – 3.5 | pin - standard | 1582250000 | 250 | 1582260000 | 3000 |
| | | | pin - long | 1582330000 | 250 | 1582340000 | 3000 |
| | | | socket | 1582410000 | 250 | 1582420000 | 3000 |
| 2.5 | 14 – 12 | 2.8 – 3.5 | pin - standard | 1428600000 | 250 | 1428500000 | 3000 |
| | | | pin - long | 1428700000 | 250 | 1565760000 | 3000 |
| | | | socket | 1428900000 | 250 | 1428800000 | 3000 |
| 2.5 | 14 – 12 | 2.8 – 4.2 | pin - standard | 1582290000 | 250 | 1582300000 | 3000 |
| | | | pin - long | 1582370000 | 250 | 1582380000 | 3000 |
| | | | socket | 1582450000 | 250 | 1582460000 | 3000 |



«ЭЛЕКТРО-ПРОФИ» - http://www.ep.ru

# OMNIMATE Signal Accessories

**OMNIMATE Signal Accessories**


| | |
|---|---|
| Strain relief | D.2 |
| Snap-on foot | D.3 |
| Covers | D.4 |
| Locks | D.5 |
| Fixing blocks | D.6 |
| Light guides | D.8 |
| Coding elements | D.10 |
| Dividing element | D.11 |
| Separator plates | D.12 |
| Disconnect element | D.13 |
| Fuse element | D.13 |
| Marker carrier | D.14 |
| LED holder | D.14 |
| Cross-connector | D.15 |
| Test plug | D.15 |
| Identification systems | D.16 |
| IDC assembly blocks | D.19 |
| Crimping tools | D.20 |
| Disengaging tool / Removal tool | D.21 |
| Screwdrivers | D.22 |






«ЭЛЕКТРО-ПРОФИ» - http://www.ep.ru

## Strain relief

### BL 3.50 ZE
### BLZF 3.50 ZE

**Strain relief**



- Supports and protects the cable connections when removing the plug-in connector and during normal operation.
- Helpful when inserting and removing plug-in connector.

### BLZ 5.00 ZE
### BLZ 5.08 ZE

**Strain relief**



- Supports and protects the cable connections when removing the plug-in connector and during normal operation.
- Helpful when inserting and removing plug-in connector.

### BLT ZE

**Strain relief**



- Supports and protects the cable connections when removing the plug-in connector and during normal operation.
- Helpful when inserting and removing plug-in connector.

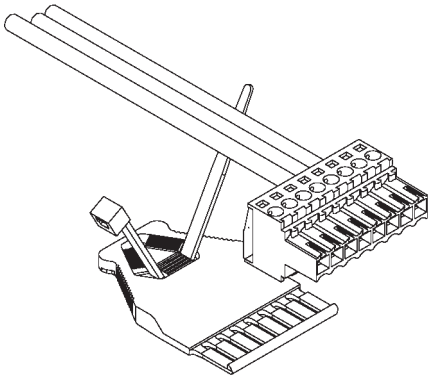

### Ordering data

| Colour | | orange | black |
|---|---|---|---|
| No. of poles | Qty. | Order No. | Order No. |
| from 3 | 50 | 1629680000 | 1627820000 |
| from 8 | 50 | 1629690000 | 1627830000 |

### Ordering data

| Colour | | | orange | black |
|---|---|---|---|---|
| No. of poles | Pitch (mm) | Qty. | Order No. | Order No. |
| from 4 | 5.00 | 50 | 1652100000 | 1652120000 |
| from 8 | 5.00 | 50 | 1652040000 | 1652060000 |
| from 4 | 5.08 | 50 | 1652110000 | 1652130000 |
| from 8 | 5.08 | 50 | 1652050000 | 1652070000 |

### Ordering data

| Colour | | orange |
|---|---|---|
| No. of poles | Qty. | Order No. |
| from 4 | 50 | 1577980000 |
| from 9 | 50 | 1578010000 |



«ЭЛЕКТРО-ПРОФИ» - http://www.ep.ru

## RSV ZE

**Strain relief**



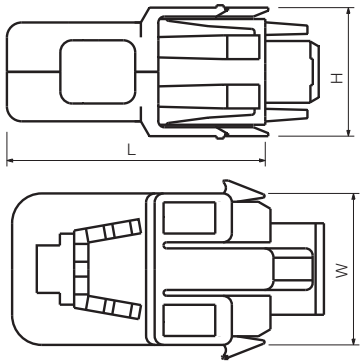


### Ordering data

| Poles | W (mm) | L (mm) | H (mm) | Qty. | Order No. |
|---|---|---|---|---|---|
| 4 | 20.50 | 39.00 | 22.20 | 10 | 1563600000 |
| 6 | 25.50 | 44.00 | 22.40 | 10 | 1563500000 |
| 9 | 25.50 | 44.00 | 28.40 | 10 | 1563400000 |
| 12 | 33.00 | 51.50 | 28.60 | 10 | 1563300000 |
| 18 | 40.00 | 58.50 | 28.60 | 10 | 1563200000 |
| 24 | 40.00 | 58.50 | 28.60 | 10 | 1563100000 |
| 36 | 55.00 | 73.50 | 32.60 | 10 | 1563000000 |

## RSV RF

**Snap-on foot for terminal rail**



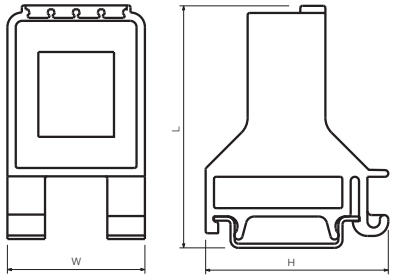


### Ordering data

| Snap-on foot for TS 35 x 7.5 | | | | | black |
|---|---|---|---|---|---|
| Poles | W (mm) | L (mm) | H (mm) | Qty. | Order No. |
| 4 | 32.90 | 58.90 | 43.70 | 10 | 1582910000 |
| 6 | 32.90 | 58.90 | 43.70 | 10 | 1582920000 |
| 9 | 32.90 | 58.90 | 43.70 | 10 | 1582930000 |
| 12 | 32.90 | 58.90 | 43.70 | 10 | 1582940000 |
| 18 | 37.30 | 83.40 | 43.70 | 10 | 1582950000 |
| 24 | 37.30 | 83.40 | 43.70 | 10 | 1582960000 |
| 36 | 37.30 | 83.40 | 43.70 | 10 | 1582970000 |
| **Snap-on foot for TS 35 x 15** | | | | | |
| 4 | 32.90 | 65.40 | 43.70 | 10 | 1690110000 |
| 6 | 32.90 | 65.40 | 43.70 | 10 | 1690120000 |
| 9 | 32.90 | 65.40 | 43.70 | 10 | 1690130000 |
| 12 | 32.90 | 65.40 | 43.70 | 10 | 1690140000 |
| 18 | 37.30 | 90.90 | 43.70 | 10 | 1690150000 |
| 24 | 37.30 | 90.90 | 43.70 | 10 | 1690160000 |
| 36 | 37.30 | 90.90 | 43.70 | 10 | 1690170000 |



«ЭЛЕКТРО-ПРОФИ» - http://www.ep.ru

# Covers

## B2L 3.50 AH

**Cover**



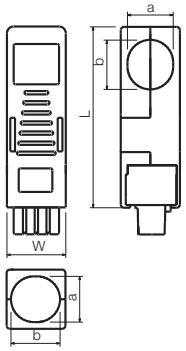


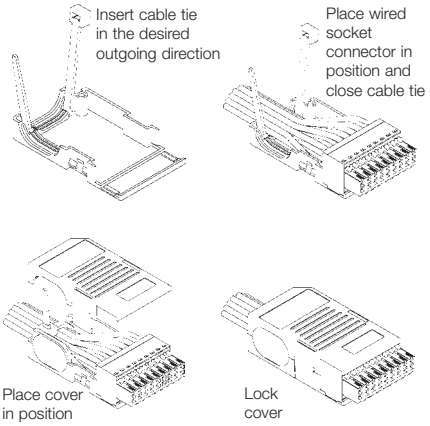


### Ordering data

| Pole | W (mm) | L (mm) | a (mm) | b (mm) | Qty. | Order No. |
|---|---|---|---|---|---|---|
| 6 | 10.50 | 39.80 | 9.55 | 8.00 | 10 | **1781560000** |
| 8 | 14.00 | 39.80 | 9.55 | 8.00 | 10 | **1781570000** |
| 10 | 17.50 | 39.80 | 13.60 | 9.00 | 10 | **1781580000** |
| 12 | 21.00 | 39.80 | 13.60 | 9.00 | 10 | **1781590000** |
| 14 | 24.50 | 39.80 | 13.60 | 20.00 | 10 | **1781600000** |
| 16 | 28.00 | 39.80 | 13.60 | 20.00 | 10 | **1781610000** |
| 18 | 31.50 | 53.80 | 13.60 | 20.00 | 10 | **1781620000** |
| 20 | 35.00 | 53.80 | 13.60 | 20.00 | 10 | **1781630000** |
| 22 | 38.50 | 53.80 | 13.60 | 20.00 | 10 | **1781640000** |
| 24 | 42.00 | 53.80 | 13.60 | 20.00 | 10 | **1781650000** |
| 26 | 45.50 | 53.80 | 13.60 | 20.00 | 10 | **1781660000** |
| 28 | 49.00 | 53.80 | 13.60 | 20.00 | 10 | **1781670000** |
| 30 | 52.50 | 53.80 | 13.60 | 20.00 | 10 | **1781680000** |
| 32 | 56.00 | 53.80 | 13.60 | 20.00 | 10 | **1781690000** |
| 34 | 59.50 | 53.80 | 13.60 | 20.00 | 10 | **1781700000** |
| 36 | 63.00 | 53.80 | 13.60 | 20.00 | 10 | **1781710000** |

## BL 3.50 AH

**Cover**



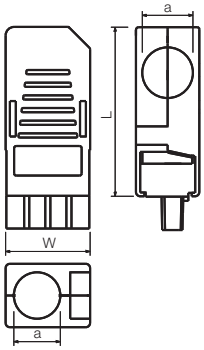


### Ordering data

| Pole | W (mm) | L (mm) | a (mm) | b (mm) | Qty. | Order No. |
|---|---|---|---|---|---|---|
| 2 | – | – | – | – | – | **–** |
| 3 | 10.50 | 30.00 | 8.50 | – | 10 | **1745580000** |
| 4 | 14.00 | 30.00 | 8.50 | – | 10 | **1745590000** |
| 5 | 17.50 | 30.00 | 8.50 | – | 10 | **1745600000** |
| 6 | 21.00 | 30.00 | 8.50 | – | 10 | **1745610000** |
| 7 | 24.50 | 40.00 | 11.00 | – | 10 | **1745620000** |
| 8 | 28.00 | 40.00 | 11.00 | – | 10 | **1745630000** |
| 9 | 31.50 | 40.00 | 11.00 | – | 10 | **1745640000** |
| 10 | 35.00 | 40.00 | 11.00 | – | 10 | **1745650000** |
| 11 | 38.50 | 40.00 | 11.00 | – | 10 | **1745660000** |
| 12 | 42.00 | 40.00 | 11.00 | – | 10 | **1745670000** |
| 13 | 45.50 | 40.00 | 11.00 | – | 10 | **1745680000** |
| 14 | 49.00 | 40.00 | 11.00 | – | 10 | **1745690000** |
| 15 | 52.50 | 40.00 | 11.00 | – | 10 | **1745700000** |
| 16 | 56.00 | 40.00 | 11.00 | – | 10 | **1745710000** |

## BCZ 3.81 AH

**Cover**



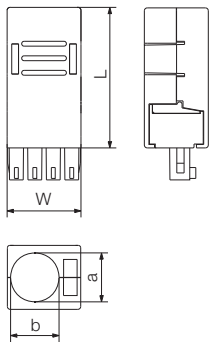


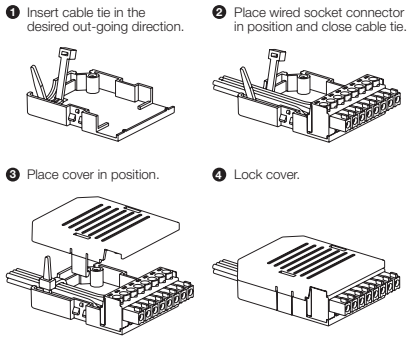


### Ordering data

| Pole | W (mm) | L (mm) | a (mm) | b (mm) | Qty. | Order No. |
|---|---|---|---|---|---|---|
| 2 | - | - | - | - | - | **-** |
| 3 | 11.43 | 29 | 10 | 10 | 10 | **1005280000** |
| 4 | 15.24 | 29 | 10 | 10 | 10 | **1005290000** |
| 5 | 19.05 | 29 | 10 | 10 | 10 | **1005300000** |
| 6 | 22.86 | 29 | 10 | 10 | 10 | **1005310000** |
| 7 | 26.67 | 39 | 10 | 12.5 | 10 | **1005320000** |
| 8 | 30.48 | 39 | 10 | 12.5 | 10 | **1005330000** |
| 9 | 34.29 | 39 | 10 | 12.5 | 10 | **1005340000** |
| 10 | 38.1 | 39 | 10 | 13 | 10 | **1005350000** |
| 11 | 41.91 | 39 | 10 | 13.8 | 10 | **1005360000** |
| 12 | 45.72 | 39 | 10 | 14.6 | 10 | **1005370000** |
| 13 | 49.53 | 39 | 10 | 15.4 | 10 | **1005380000** |
| 14 | 53.34 | 39 | 10 | 16.2 | 10 | **1005390000** |
| 15 | 57.15 | 39 | 10 | 17 | 10 | **1005400000** |
| 16 | 60.96 | 39 | 10 | 17.8 | 10 | **1005410000** |



«ЭЛЕКТРО-ПРОФИ» - http://www.ep.ru

## BL/SL 3.50 VR

**Lock**



- Simple, screw-less, vibration-proof mechanism for all single-row male connectors in conjunction with the standard 180° screw terminal socket connector BL 3.5.
- 2 VR locks are recommended for plug-in connectors with more than 8 poles.

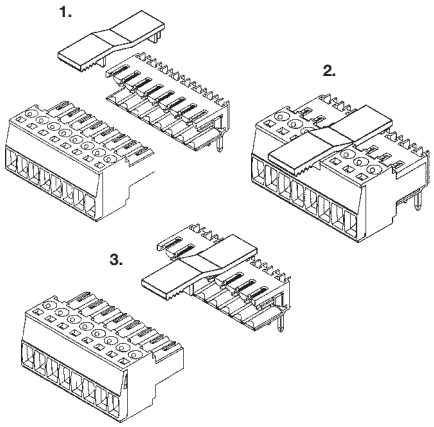


### Ordering data

| Colour | | orange | black |
|---|---|---|---|
| No. of poles | Qty. | Order No. | Order No. |
| BL/SL 3.50 VR | 100 | 1669310000 | 1669300000 |

## SLDF VR

**Lock**



- For vibration-proof plug-in connections
- Socket must be B-Version with dovetail

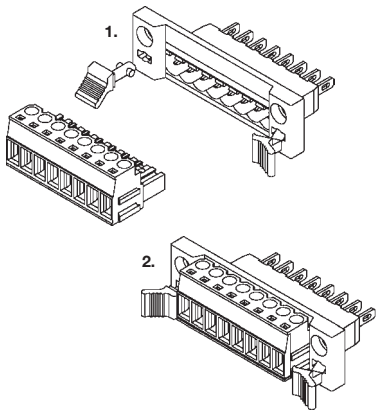


### Ordering data

| Colour | | black |
|---|---|---|
| Type | Qty. | Order No. |
| SLDF VR | 100 | 1599120000 |



«ЭЛЕКТРО-ПРОФИ» - http://www.ep.ru

## Fixing blocks

### SLA BB1R
### SLA BB11R

**Mounting blocks for headers, in 5.0x-mm pitch**

**SLA BB11R** **SLA BB1R**



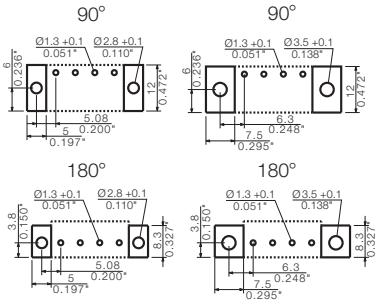


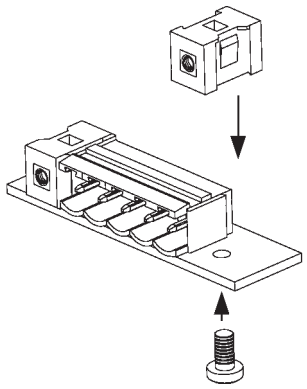

### SLA BB2R
### SLA BB12R

**Mounting blocks for plugs, in 5.0x-mm pitch**

**SLA BB12R** **SLA BB2R**



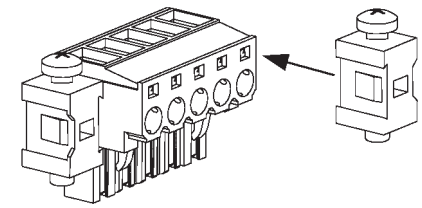

### SL 135 BB15R

**Mounting blocks for SL 135 male header**



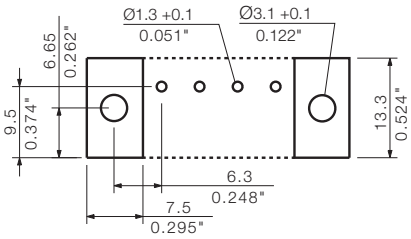


## Ordering data

| Colour | | | orange | black |
|---|---|---|---|---|
| Type | Width (mm) | Qty. | Order No. | Order No. |
| SLA BB1R | 7.5 | 20 | 1723430000 | 1723480000 |
| SLA BB11R | 5.0 | 20 | 1604120000 | 1692340000 |

## Ordering data

| Colour | | | orange | black |
|---|---|---|---|---|
| Type | Width (mm) | Qty. | Order No. | Order No. |
| SLA BB2R | 7.5 | 20 | 1723440000 | 1723490000 |
| SLA BB12R | 5.0 | 100 | 1593450000 | 1626880000 |

## Ordering data

| Colour | | | orange | black |
|---|---|---|---|---|
| Type | Width (mm) | Qty. | Order No. | Order No. |
| SL 135 BB15R | 7.5 | 20 | 1606450000 | 1636370000 |



«ЭЛЕКТРО-ПРОФИ» - http://www.ep.ru

## SLA BB14

**Mounting blocks for SLD 5.08 headers**



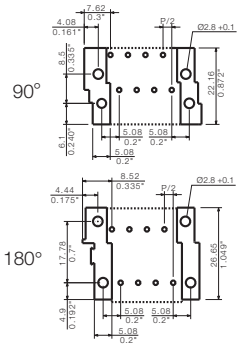


- Provides additional mechanical support for rows of male connectors on the PCB
- Also enables vibration-proof connections for the matching socket connectors.
- BB12 fixing blocks or an integral screw flange are required for the socket.
- Caution: Only to be used with SLD 5.08 90 / SLD 5.08 180.

### Ordering data

| Colour | | | orange | black |
|---|---|---|---|---|
| Type | Width (mm) | Qty. | Order No. | Order No. |
| SLA BB14 | 5.0 | 20 | 1594200000 | 1774460000 |

## LPBB

**PCB fixing block**



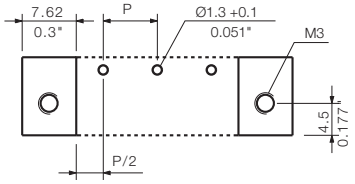


- Provides additional mechanical support for terminals LP, LP1N and LP 1H.
- Can also be supplied with captive nut (LPBB MU).

### Ordering data

| Colour | | orange | black |
|---|---|---|---|
| Type | Qty. | Order No. | Order No. |
| LPBB | 100 | 1747540000 | 1747560000 |
| LPBB MU | 100 | 1747530000 | 1747550000 |

## TOP 1.5 BB

**Fixing block for TOP 1.5 GS terminals**



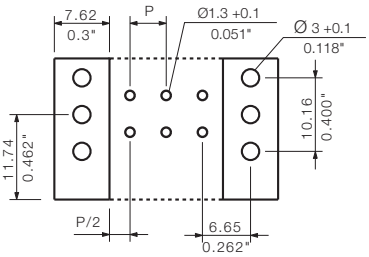


- Provides additional mechanical support for TOP 1.5 GS terminals.
- Supplied complete with 2.9 x 19 mm self-tapping screw.

### Ordering data

| Colour | | orange |
|---|---|---|
| Type | Qty. | Order No. |
| TOP1.5 BB | 20 | 1539860000 |



«ЭЛЕКТРО-ПРОФИ» - http://www.ep.ru

# Light guides

## S2L FLA

**Light guide**



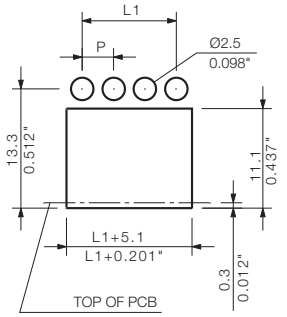


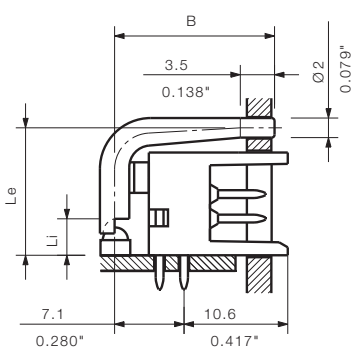


### Ordering data

| Pole | Li (mm) | Le (mm) | B (mm) | Qty. | Order No. |
|---|---|---|---|---|---|
| 10 | 3.70 | 13.00 | 16.35 | 100 | **1699580000** |

## S2L-SMT FLA

**Light guide**



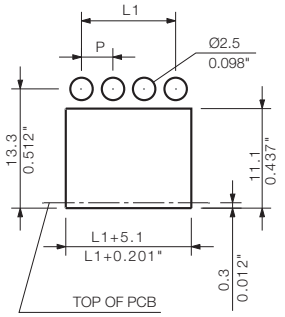


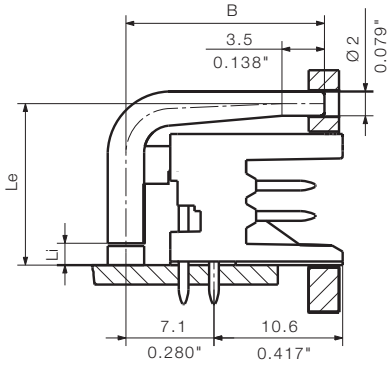


### Ordering data

| Pole | Li (mm) | Le (mm) | B (mm) | Qty. | Order No. |
|---|---|---|---|---|---|
| 10 | 1.80 | 13.30 | 16.35 | 50 | **1814590000** |

## SL 3.50 FLA

**Light guide**



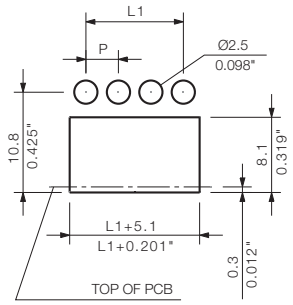


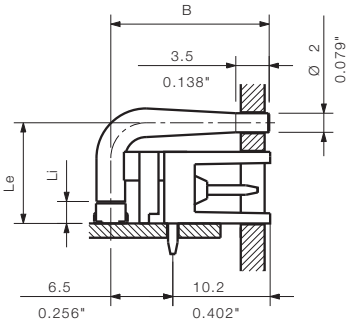


### Ordering data

| Pole | Li (mm) | Le (mm) | B (mm) | Qty. | Order No. |
|---|---|---|---|---|---|
| 8 | 1.50 | 10.55 | 16.60 | 50 | **1597510000** |
| 8 | 2.30 | 10.55 | 16.60 | 50 | **1597520000** |
| 8 | 4.00 | 10.55 | 16.60 | 50 | **1597530000** |
| | | | | | |
| 8 | 1.50 | 10.55 | 14.85 | 50 | **1597630000** |
| 8 | 2.30 | 10.55 | 14.85 | 50 | **1597640000** |
| 8 | 4.00 | 10.55 | 14.85 | 50 | **1597650000** |



«ЭЛЕКТРО-ПРОФИ» - http://www.ep.ru

## SC 3.81 FLA

**Light guide**



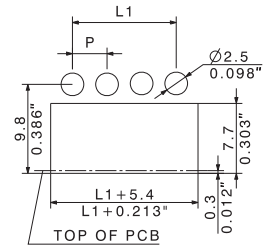


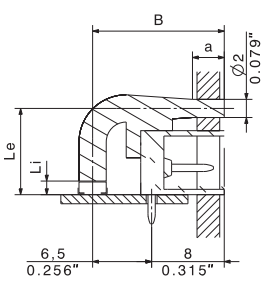


### Ordering data

| Pole | Li (mm) | Le (mm) | B (mm) | Qty. | Order No. |
|---|---|---|---|---|---|
| 8 | 1.5 | 9.50 | 14.25 | 50 | **1979730000** |
| 8 | 2.3 | 9.50 | 14.25 | 50 | **1979750000** |
| 8 | 1.5 | 9.50 | 16.00 | 50 | **1979720000** |
| 8 | 2.3 | 9.50 | 16.00 | 50 | **1979740000** |

## SL 5.08 FLA

**Light guide**



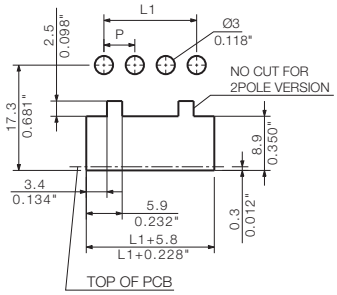


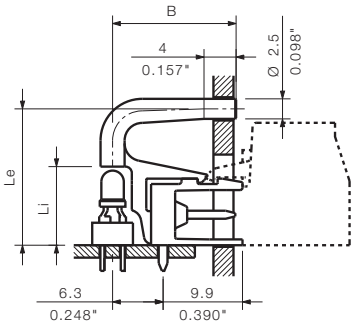


### Ordering data

| Pole | Li (mm) | Le (mm) | B (mm) | Qty. | Order No. |
|---|---|---|---|---|---|
| 1 | 1.50 | 17.00 | 15.40 | 100 | **1580100000** |
| 1 | 2.30 | 17.00 | 15.40 | 100 | **1636670000** |
| 1 | 3.80 | 17.00 | 15.40 | 100 | **1580110000** |
| 1 | 9.00 | 17.00 | 15.40 | 100 | **1580120000** |
| | | | | | |
| 24 | 1.50 | 17.00 | 15.40 | 10 | **1595850000** |
| 24 | 2.30 | 17.00 | 15.40 | 10 | **1636680000** |
| 24 | 3.80 | 17.00 | 15.40 | 10 | **1595860000** |
| 24 | 9.00 | 17.00 | 15.40 | 10 | **1595870000** |



«ЭЛЕКТРО-ПРОФИ» - http://www.ep.ru

# Coding elements

## B2L/S2L KO

**Coding element**



- For coding plug-in connectors to prevent errors during installation.
- Suitable for plug and socket connectors.
- The coding does not block any poles.

## BL/SL 3.50 KO

**Coding element**



- For coding plug-in connectors to prevent errors during installation.
- Suitable for plug and socket connectors.
- The coding does not block any poles.

## SC-SMT 3.81 KO

**Coding element**



- For coding connectors in order to prevent mistakes during installation
- Only for male headers (SC 3.81 and SC-SMT 3.81).
- Female headers (BCZ 3.81, BCF 3.81 and BCL-SMT 3.81) are coded using diagonal-cutting pliers. The coding does not occupy a pole.

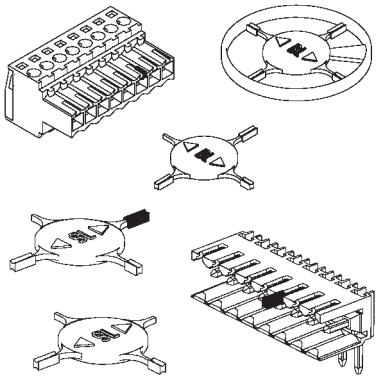

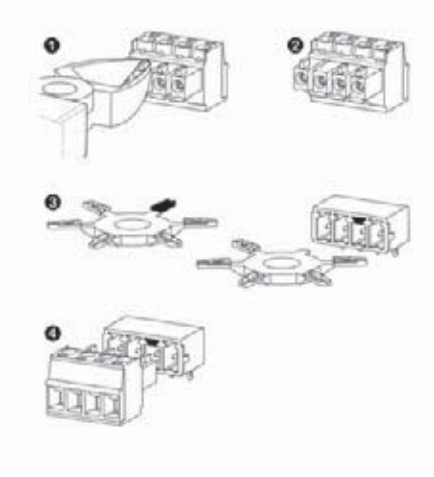

## Ordering data

| Colour | | orange | black |
|---|---|---|---|
| Type | Qty. | Order No. | Order No. |
| B2L/S2L KO | 100 | 1849730000 | 1849740000 |

## Ordering data

| Colour | | orange | black |
|---|---|---|---|
| Type | Qty. | Order No. | Order No. |
| BL/SL 3.5 KO | 100 | 1693430000 | 1610100000 |

## Ordering data

| Colour | | grey |
|---|---|---|
| Type | Qty. | Order No. |
| SC-SMT 3.81 KO GR | 100 | 1968900000 |

1 unit = 6 coding elements



«ЭЛЕКТРО-ПРОФИ» - http://www.ep.ru

## BLZ/SL KO

**Coding element**



- For coding plug-in connectors to prevent errors during installation.
- Suitable for plug and socket connectors.
- The coding does not block any poles.
- Coding element for the BL/SL 5.00 and BL/SL 5.08 series

### Ordering data

| Colour | | orange | black |
|---|---|---|---|
| Type | Qty. | Order No. | Order No. |
| BLZ/SL KO | 100 | 1573010000 | 1545710000 |

## RSV 1.6 KO

**Coding element**



- For coding plug-in connectors to prevent errors during installation.
- Suitable for plug and socket connectors.
- The coding blocks individual poles.

### Ordering data

| Colour | | black |
|---|---|---|
| Type | Qty. | Order No. |
| RSV 1.6 KO | 50 | 1567430000 |

## SLAT

**Dividing element**



- Subdivides male connectors into distinct segments.
- Prevents errors during installation.



### Ordering data

| Colour | | orange | black |
|---|---|---|---|
| Type | Qty. | Order No. | Order No. |
| SLAT | 100 | 1598300000 | 1770240000 |



«ЭЛЕКТРО-ПРОФИ» - http://www.ep.ru

# Separator plates

## LPZP 1.27/90

**Separator plates**



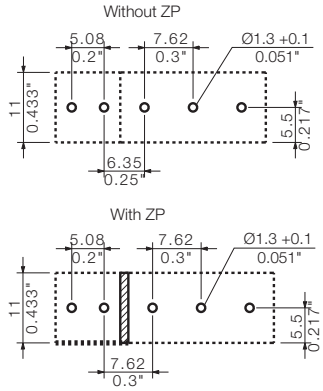


- Spacer plate for separating connections with different voltages and pitches.

### Ordering data

| Colour | | orange | black |
|---|---|---|---|
| Type | Qty. | Order No. | Order No. |
| LPZP 1.27/90 | 100 | 1747490000 | 1747510000 |

## LPZP 2.54/90

**Separator plates**



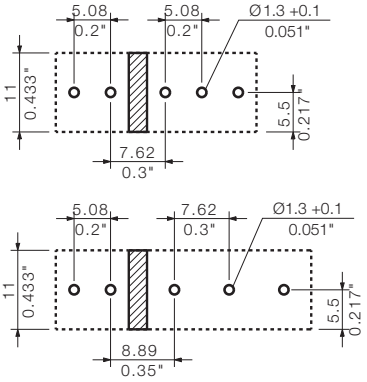


- For clear identification of phases in adjacent connections.
- Spacer plate for separating connections with different voltages and pitches.

### Ordering data

| Colour | | orange | black |
|---|---|---|---|
| Type | Qty. | Order No. | Order No. |
| LPZP 2.54/90 | 100 | 1747480000 | 1747500000 |

## LPZP 2.54/135

**Separator plates**



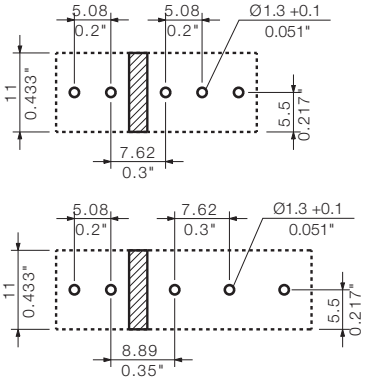


- For clear identification of phases in adjacent connections.
- Spacer plate for separating connections with different voltages and pitches.

### Ordering data

| Colour | | orange | black |
|---|---|---|---|
| Type | Qty. | Order No. | Order No. |
| LPZP 2.54/135 | 100 | 1753740000 | 1753750000 |



«ЭЛЕКТРО-ПРОФИ» - http://www.ep.ru

## LPZP1N 2.54

**Separator plate**



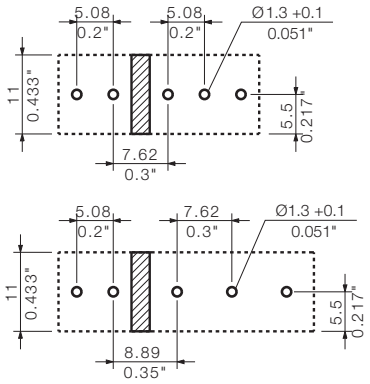


- For clear identification of phases in adjacent connections.
- Spacer plate for separating connections with different voltages and pitches.

### Ordering data

| Colour | | orange | black |
|---|---|---|---|
| Type | Qty. | Order No. | Order No. |
| LPZP1N 2.54 | 100 | 1747470000 | 1747520000 |

## LPA TR

**Disconnect element**



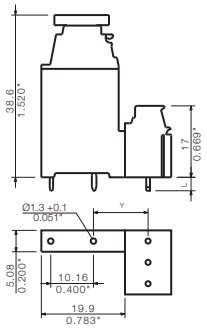


### Technical data

| | VDE | UL | CSA |
|---|---|---|---|
| Rated voltage | 250 V | 300 V | 300 V |
| Rated current | 9 A | 10 A | 10 A |

- Can be fixed to the rear of all LP 90 terminals.
- DEKAFIX markers not included.

### Ordering data

| Type | Y (mm) | | Qty. | Order No. |
|---|---|---|---|---|
| | with LP | with LPP | | |
| LPA TR | 12.8 | 15.2 | 100 | 1495460000 |

## LPA SI

**Fuse element**



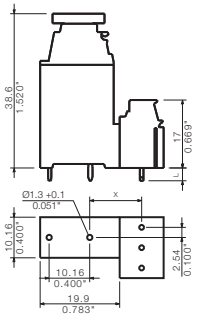


### Technical data

| | VDE | UL | CSA |
|---|---|---|---|
| Rated voltage | 250 V | 300 V | 300 V |
| Bemessungsstrom | 6.3 A | 10 A | 10 A |

- Can be fixed to the rear of all LP 5.08/90 terminals.
- Takes 5 x 20 or 5 x 25 cartridge fuses (DIN 820, IEC 127-2).
- Power loss = 1.6 W
- DEKAFIX markers not included.

### Ordering data

| Type | Y (mm) | | Qty. | Order No. |
|---|---|---|---|---|
| | with LP | with LPP | | |
| LPA SI | 12.8 | 15.2 | 50 | 1495060000 |



«ЭЛЕКТРО-ПРОФИ» - http://www.ep.ru

# Marker carrier / LED holder

## LPA BZ

**Marker carrier**



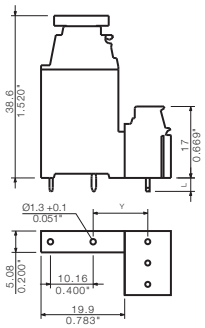


- Improves the marking of LP series terminals.
- Simply fixed to the back of the terminal.
- The WS 10/5 and WS 12/5 markers are not included with the delivery. Refer to the chapter on Accessories: Labelling Cards
- LEDs not included.

### Ordering data

| Colour | | | | black |
|---|---|---|---|---|
| **Pole** | | **Width W** | | **Qty.** | **Order No.** |
| | | with LP | with LPP | | |
| 2 | LPA BZ2 | 21.2 | 23.6 | 100 | **1497260000** |
| 3 | LPA BZ3 | 21.2 | 23.6 | 100 | **1497360000** |

## LPA FA

**LED holder**



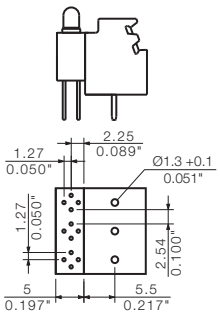


- Holder for standard 3 mm LEDs.
- Raised mounting position improves visibility of LEDs.
- Simply fixed to the back of the terminal.
- LEDs not included.

### Ordering data

| Colour | | | black |
|---|---|---|---|
| **Pole** | | **Qty.** | **Order No.** |
| 2 | LPA FA 2 | 50 | **1495960000** |
| 3 | LPA FA 3 | 50 | **1496060000** |

## LPA FA BZ

**LED holder with marker carrier**



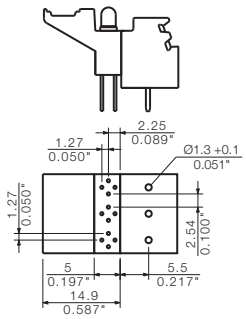


- For additional marking and fixing of three LEDs.
- Simply fixed to the back of the terminal.
- The WS 10/5 and WS 12/5 markers are not included with the delivery. Refer to the chapter on Accessories: Labelling Cards
- LEDs not included.

### Ordering data

| Colour | | | black |
|---|---|---|---|
| **Pole** | | **Qty.** | **Order No.** |
| 2 | LPA FA BZ2 | 50 | **1496160000** |
| 3 | LPA FA BZ3 | 50 | **1496260000** |



«ЭЛЕКТРО-ПРОФИ» - http://www.ep.ru

## LPA QB

**Cross-connector**



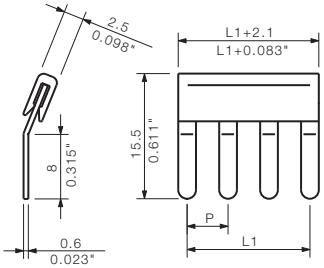


- For distributing potential after installation.
- Reduces the feasible conductor diameter to the next smaller cross-section.
- Not suitable for use with tension clamp spring connection.

### Ordering data

| Pole | Pitch | Type | Qty. | Order No. |
|---|---|---|---|---|
| 2 | 5.08 mm | LPA QB2 | 50 | **1472200000** |
| 3 | 5.08 mm | LPA QB3 | 50 | **1472300000** |
| 4 | 5.08 mm | LPA QB4 | 50 | **1472400000** |
| 10 | 5.08 mm | LPA QB10 | 20 | **1472500000** |
| 17 | 5.08 mm | LPA QB17 | 20 | **1584770000** |
| 24 | 5.08 mm | LPA QB24 | 20 | **1472600000** |

## PS 2.0 MC

**Test plug**




- For conductors up to 0.75 mm² (AWG 18).
- Gold-plated lantern-type contact.
- Conductor must be soldered to contact in test plug.

### Ordering data

| Type | Conductor size | Qty. | Order No. |
|---|---|---|---|
| PS 2.0 MC | ≤ 0.75 mm² | 20 | **0310000000** |



«ЭЛЕКТРО-ПРОФИ» - http://www.ep.ru

## KSW 4 / KSW 2.5

### Marking strips



KSW marking strips are suitable for labelling multi-pole PCB terminals and connectors.
The white, self-adhesive strips are made from a non-PVC, environmentally friendly material. These marking strips provide individual printing, i.e. are suitable for every pitch. Available in two widths: 2.5 and 4.0 mm.

### Printed strips

| KSW 4 | Pitch | | | |
|---|---|---|---|---|
| Char. | 3.50 mm | 5.00 mm | 5.08 mm | 7.62 mm |
| 1–8 | 1630190001 | 1700670001 | 1630200001 | 1700680001 |
| 1–12 | – | – | – | 1652270001 |
| 1–16 | 1630150001 | 1700700001 | 1630160001 | – |
| 1–24* | 1640410001 | 1700710001 | 1630180001 | – |

| KSW 2.5 | Pitch | | | |
|---|---|---|---|---|
| Char. | 3.50 mm | 5.00 mm | 5.08 mm | 7.62 mm |
| 1–8 | – | 1700660001 | 1630100001 | – |
| 1–12 | – | – | – | – |
| 1–16 | 1652260001 | 1630070001 | 1713970001 | – |
| 1–24* | 1652250001 | 1713980001 | 1713990001 | – |

### Technical data

| Material data | |
|---|---|
| Material | polyester with white surface |
| Adhesive | acrylic base |
| Temperature range | –40 °C to +150 °C |
| Min. bonding temperature | +4 °C |
| Flammability | self-extinguishing after 15 s |

**No. of marking strips per sheet**

up to 20 poles = 20 strips per sheet
* more than 20 poles = 15 strips per sheet

**Ordering example**

Order No. 1630060001

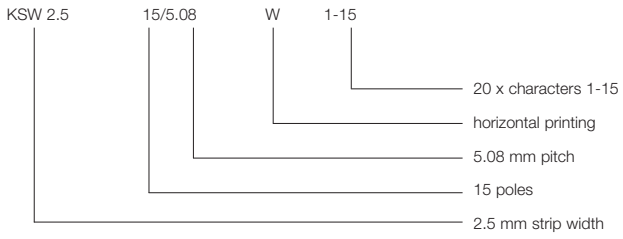


### Blank strips

| | Length of strip | | |
|---|---|---|---|
| | 50 mm | 100 mm | 150 mm |
| KSW 4 | 1629970000 | 1629990000 | 1630010000 |
| KSW 2.5 | 1629960000 | 1629980000 | 1630000000 |

### Custom printing to specification

| | Length of strip | | |
|---|---|---|---|
| | 50 mm | 100 mm | 150 mm |
| KSW 4 | 1629910000 | 1629930000 | 1629950000 |
| KSW 2.5 | 1629900000 | 1629920000 | 1629940000 |

### Direct printing





**We can also print directly on your plug and socket connectors to your specification.**
**Please ask for details.**



«ЭЛЕКТРО-ПРОФИ» - http://www.ep.ru

## DEK 5

**Dekafix system**




1 2 3 4 5 6 7 8 9 10
Horizontal printing

1 2 3 4 5 6 7 8 9 10
Vertical printing

1 2 3 4 5 6 7 8 9 10
Mounted as strip

1 2 3 4 5 6 7 8 9 10
Mounted singly

Dekafix is supplied in packs of 10 cards with 50 individual tags per card.
Dekafix tags are white with black printing as standard.

### Technical data

| Material data | |
|---|---|
| Material | polyamide |
| Temperature range | – 40 °C to +100 °C |
| UL94 Flammability rating | UL 94 V-2 |
| Contents | silicone-free, halogens below minimum detectable level |
| Mounting | as strips or singly depending on type of carrier |
| Printing | black printing, standard or to customer specification |
| Smudge resistance | to DIN IEC 50 |
| Custom printing | according to list or data exchange by diskette or modem |
| Colour | to international colour code |
| Max. characters DEK 5 | 3 horizontal/3 vertical up to 2.5 mm font size |

### Custom printing to specification

| Colour | Order No. | Colour | Order No. | Colour | Order No. | Qty. 500 |
|---|---|---|---|---|---|---|
| ❍ white | **0490760000** | (Note: white has a different order No; otherwise, please state colour when ordering.) | | | | |
| ● black | **0490790000** | yellow | **0490790000** | violet | **0490790000** | |
| brown | **0490790000** | green | **0490790000** | grey | **0490790000** | |
| red | **0490790000** | blue | **0490790000** | orange | **0490790000** | |

### Blank

| Colour | Order No. | Colour | Order No. | Colour | Order No. | Qty. 500 |
|---|---|---|---|---|---|---|
| black | **0473391694** | yellow | **0473391687** | violet | **0473391689** | |
| brown | **0473391692** | green | **0473391688** | grey | **0473391691** | |
| red | **0473391686** | blue | **0473391693** | white | **0473360000** | |
| orange | **0473391690** | | | | | |

### Printed tags

| (horizontal only) | Character | Order No. |
|---|---|---|
| Tags with individual letters<br>A A A A A A A A A A | A | **0522761021** |
| | B | **0522761022** |
| | C | **0522761023** |
| | D | **0522761024** |
| | E | **0522761025** |
| | F | **0522761026** |
| | G | **0522761027** |
| | H | **0522761028** |
| | I | **0522761029** |
| | J | **0522761030** |
| | K | **0522761031** |
| | L | **0522761032** |
| | M | **0522761033** |
| | N | **0522761034** |
| | O | **0522761035** |
| | P | **0522761036** |
| | Q | **0522761037** |
| | R | **0522761038** |
| | S | **0522761039** |
| | T | **0522761040** |
| | U | **0522761041** |
| | V | **0522761042** |
| | W | **0522761043** |
| | X | **0522761044** |
| | Y | **0522761045** |
| | Z | **0522761046** |

| | Characters | Horizontal | Vertical |
|---|---|---|---|
| 50 consecutive numbers<br>1 2 3 4 5 6 7 8 9 10<br>11 12 13 14 15 16 17 18 19 20 | 1 … 50 | **0473460001** | **0473560001** |
| | 51 … 100 | **0473460051** | **0473560051** |
| | to | The last 3 digits of the order No. indicate the first character. | |
| | 951 … 999 | **0473460951** | **0473560951** |
| 10 consecutive numbers<br>1 2 3 4 5 6 7 8 9 10<br>11 12 13 14 15 16 17 18 19 20 | 1 … 10 | **0523060001** | **0460660001** |
| | 11 … 20 | **0523060011** | **0460660011** |
| | to | The last 3 digits of the order No. indicate the first character. | |
| | 91 … 100 | **0523060091** | **0460660091** |
| Individual numbers<br>1 1 1 1 1 1 1 1 1 1 | 1 | **0522660001** | **–** |
| | 2 | **0522660002** | **–** |
| | to | The last 3 digits of the order No. indicate the first character. | |
| | 200 | **0522660200** | **–** |
| Various symbols<br>L1 L2 L3 N PE L1 L2 L3 N PE | L1, L2, L3, N, PE | **0354361187** | **–** |
| Single symbols<br>+ + + + + + + + + +<br>L1 L1 L1 L1 L1 L1 L1 L1 L1 L1 | plus + | **0576261198** | **–** |
| | minus – | **0576261199** | **–** |
| | PE | **–** | **0157261187** |
| | L1 | **0522361075** | **–** |
| | L2 | **0522361076** | **–** |
| | L3 | **0522361077** | **–** |
| | earth | **0576261202** | **0157261202** |
| | earth in circle | **0576261203** | **0157261203** |
| | AC ~ | **0576261215** | **–** |
| Individual card (state characters and orientation when ordering) | | **0490760000** | **0490760000** |
| Coloured blank Dekafix (state colour when ordering) | | **0473390000** | **0473390000** |
| Coloured printed Dekafix = custom printing (state colour and characters when ordering) | | **0490790000** | **0490790000** |



«ЭЛЕКТРО-ПРОФИ» - http://www.ep.ru

## WS 10/5
## WS 12/5

**MultiCard marking**



- WS 10/5 = 10 mm long x 5 mm wide
- WS 12/5 = 12 mm long x 5 mm wide
- Supplied as MultiCard 5 cards each with 144 markers

### Ordering data

| Type | Length mm | Order No. |
|---|---|---|
| WS 10/5 | 10 | **1635000000** |
| WS 12/5 | 12 | **1609860000** |

## S 10

**Marker strips**



- Markers for TOP 4 terminals
- Supplied in packs of 100 strips with 10 markers per strip

### Ordering data

| Printing | Type | Order No. |
|---|---|---|
| 10 consecutive numbers (SF10) | 0 … 9 | **0332400000** |
| | 1 …10 | **0331500001** |
| | 11 … 20 | **0331500011** |
| Individual numbers (SF 10) | 1 | **0332500001** |
| | 2 | **0332500002** |
| | 3 | **0332500003** |
| | 4 | **0332500004** |
| | 5 | **0332500005** |
| | 6 | **0332500006** |
| | 7 | **0332500007** |
| | 8 | **0332500008** |
| | 9 | **0332500009** |
| Blank | | **0332500000** |
| Custom printing on request* | | |

* A minimum order quantity can be agreed for custom printing.



«ЭЛЕКТРО-ПРОФИ» - http://www.ep.ru

## BLIDC B 3.5 ASB

**IDC assembly block**



### Wiring the module

**1.** 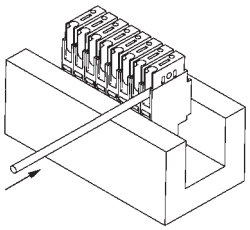

Insert conductor as far as possible.

**2.** 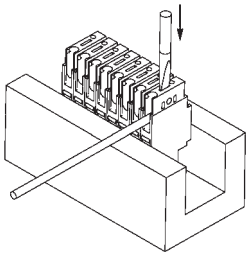

Insert screwdriver into centre opening and press down.

**3.** 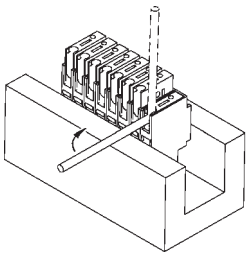

Module is engaged and conductor is now connected.

### Detaching the module

**1.** 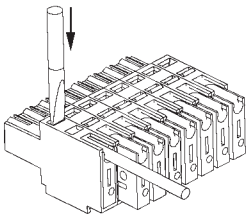

Insert screwdriver into first opening and press down.

**2.** 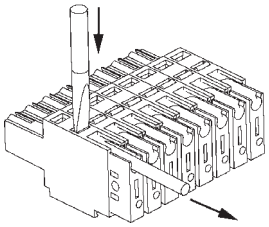

Insert screwdriver into second opening and press down.

**3.** 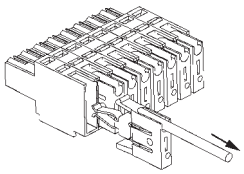

Module is now disengaged and can be pulled out.

## Ordering data

| Type | Qty. | Order No. |
|---|---|---|
| BLIDCB 3.5 | 1 | **1770310000** |



«ЭЛЕКТРО-ПРОФИ» - http://www.ep.ru

## HTF 28
## HTF 63

**Crimping tools**





- Precision crimping tool with ratchet for 2.80 and 6.30 mm spade connections with open or rolled terminals
- HTF 28 for flexible conductors 0.10-1.00 mm² (AWG 26–16)
- HTF 63 for flexible conductors 0.50-2.50 mm² (AWG 20–14)

### Ordering data

| Type | Crimp size mm/inch | Cross-section mm²/AWG | Order No. |
|---|---|---|---|
| HTF 28 | 2.8/0.110 | 0.14–1.5/26–16 | **9013090000** |
| HTF 63 | 6.3/0.250 | 0.50–2.5/20–14 | **9013400000** |

## HTF DFF

**Crimping tools**





- Precision crimping tool with ratchet for the Weidmüller DFFC crimp contacts of BLC and BLAC socket connectors
- 0.22–0.35 mm² (AWG 24–22)
- 0.50–1.00 mm² (AWG 20–17)
- 1.50–2.50 mm² (AWG 16–12)

### Ordering data

| Type | Cross-section mm²/AWG | Order No. |
|---|---|---|
| HTF DFF | 0.22–2.5/24–12 | **9014140000** |

## HTF RSV 12
## HTF RSV 16

**Crimping tools**





- Precision crimping tool with ratchet for the Weidmüller CB and CS crimp contacts of RSV 1.6 plug-in connectors
- RSV 16 = 0.14 – 1.50 mm² (AWG 26–16)
- RSV 12 = 1.50 – 2.50 mm² (AWG 14–12)

### Ordering data

| Type | Cross-section mm²/AWG | Order No. |
|---|---|---|
| HTF RSV 16 | 0.14–1.5/26–16 | **9013560000** |
| HTF RSV 12 | 1.50–2.5/14–12 | **9013550000** |



«ЭЛЕКТРО-ПРОФИ» - http://www.ep.ru

## DFFC EW2

**Disengaging tool**





### Ordering data

| Type | Qty. | Order No. |
|---|---|---|
| DFFC EW2 | 1 | **1803790000** |

## DW RSV

**Removal tool**



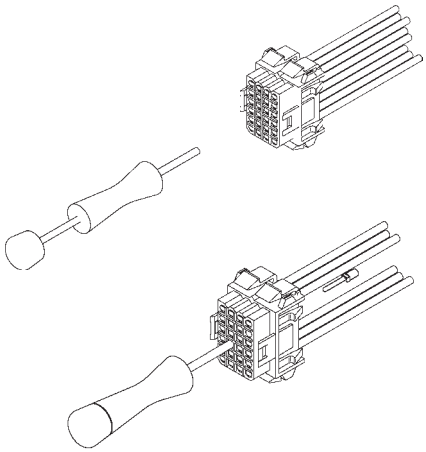

### Ordering data

| Type | Qty. | Order No. |
|---|---|---|
| DW RSV 1.6 | 1 | **9004530000** |



«ЭЛЕКТРО-ПРОФИ» - http://www.ep.ru

# Screwdrivers

## SDI

**VDE-insulated slotted screwdriver**



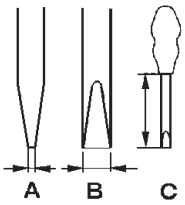


**VDE-insulated slotted screwdriver, SDI**
- DIN 7437, ISO 2380/2
- Output acc. to DIN 5264, ISO 2380/1
- SoftFinish handle

### Ordering data

| Type | Dims. (mm) A | B | C | Order No. |
|---|---|---|---|---|
| SDI | 0.4 | 2.5 | 75 | **9008370000** |
| SDI | 0.5 | 3.0 | 100 | **9008380000** |
| SDI | 0.6 | 3.5 | 100 | **9008390000** |
| SDI | 0.8 | 4.0 | 100 | **9008400000** |
| SDI | 1.0 | 4.5 | 125 | **9008910000** |
| SDI | 1.0 | 5.5 | 125 | **9008410000** |
| SDI | 1.2 | 6.5 | 150 | **9008420000** |
| SDI | 1.6 | 8.0 | 175 | **9008430000** |

## SD

**Slotted screwdriver with round blade**



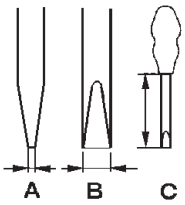


**Slotted screwdriver with round blade, SD**
- DIN 5265, ISO 2380/2
- Output acc. to DIN 5264, ISO 2380/1
- ChromTop tip
- SoftFinish handle

### Ordering data

| Type | Dims. (mm) A | B | C | Order No. |
|---|---|---|---|---|
| SD | 0.4 | 2.5 | 75 | **9009030000** |
| SD | 0.5 | 3.0 | 80 | **9008320000** |
| SD | 0.6 | 3.5 | 100 | **9008330000** |
| SD | 0.8 | 4.0 | 100 | **9008340000** |
| SD | 0.8 | 4.5 | 125 | **9009020000** |
| SD | 1.0 | 5.5 | 150 | **9008350000** |
| SD | 1.2 | 6.5 | 150 | **9009010000** |

### Tension clamp terminal tool

**Tool for PCB terminals with tension clamp connection**

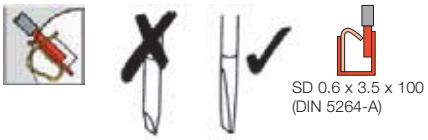


You do not need any special tool to connect or disconnect our tension clamp connection. The opening is designed to accommodate a standard 0.6 x 3.5 x 100 screwdriver 9008330000 to DIN 5264-A (with flat blade).

## SDK PH

**Crosshead screwdriver**






**Crosshead screwdriver PH (Philips)**
- SDK PH DIN 5262, ISO 8764/2-PH
- Output acc. to ISO 8764-PH
- ChromTop tip
- SoftFinish handle

**Crosshead screwdriver PZ (Pozidrive)**
- SDK PZ DIN 5262, ISO 8764/2-PZ
- Output acc. to ISO 8764-PZ
- ChromTop tip
- SoftFinish handle

### Ordering data PH

| Type | Dims. (mm) A | B | C | Order No. |
|---|---|---|---|---|
| SDK PH0 | 0 | | 60 | **9008470000** |
| SDK PH1 | 1 | | 80 | **9008480000** |
| SDK PH2 | 2 | | 100 | **9008490000** |
| SDK PH3 | 3 | | 150 | **9008500000** |

### Ordering data PZ

| Type | Dims. (mm) A | B | C | Order No. |
|---|---|---|---|---|
| SDK PZ0 | 0 | | 60 | **9008520000** |
| SDK PZ1 | 1 | | 80 | **9008530000** |
| SDK PZ2 | 2 | | 100 | **9008540000** |
| SDK PZ3 | 3 | | 150 | **9008550000** |



«ЭЛЕКТРО-ПРОФИ» - http://www.ep.ru

# OMNIMATE Power PCB Terminals

**OMNIMATE Power PCB Terminals**

**Clamping yoke screw connection**

Explanation E.2
Quick selection E.4
Technical data E.6





«ЭЛЕКТРО-ПРОФИ» - http://www.ep.ru

# OMNIMATE Power PCB terminals
# High-power connections up to 150 A /1.000 V

The OMNIMATE Power PCB terminals – ranging from the LUP in 10.16-mm pitch to the LXXX in 15.00-mm pitch – is approved for unlimited international use in applications according to UL 1059 (600 V) and IEC (1.000 V). Weidmüller's self-securing steel clamping yoke is 100 % maintenance free. It provides vibration-proof connections to the PCB for wires up to 50 mm².








### Unrivalled clamping

With an unmatched clamping range, the LXXX 15.0 offers a safe and strong wire connection for cross-sections up to 50 mm² / AWG1 and 150 A to the circuit board.




### Standard-compliant integration

Weidmüller terminals meet the extended creepage and clearance distances according to UL and finger safety in accordance with the IEC 61800-5-1 device standard.

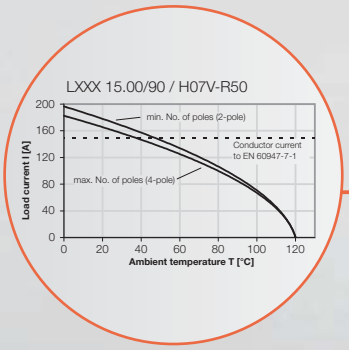


### Power reserve for safety

The high-performance WEMID insulation material helps increase the availability of the system. With an RTI (relative temperature index) of 120 °C, the OMNIMATE Power PCB terminals exceed the upper continuous-use temperature recommended by the Standard PA (100 °C) by 20 °C. Thus there are more power reserves and improved safety in event of temperature fluctuations or overloads.



«ЭЛЕКТРО-ПРОФИ» - http://www.ep.ru



**Wire protection**

The integrated “Wire Guard” mechanism on the OMNIMATE Power PCB terminals prevents wires from being inserted improperly and prevents a malfunctioning contact.





**Integrated test point**

The required maintenance and measurements can be carried out in a safe, reliable and convenient manner.






**Labelling and assigning**

Terminals are available with custom direct printing, versatile Dekafix labelling, affordable adhesive strips and colour coding.



«ЭЛЕКТРО-ПРОФИ» - http://www.ep.ru

## Clamping yoke screw connection
## Quick selection

= 300 V (UL) / 1000 V (IEC)
= 600 V (UL) / 1000 V (IEC)

| Type of connection | Clamping range IEC<br>Clamping range UL | Max. rated current, IEC<br>UL nominal current | | Type | Page |
|---|---|---|---|---|---|
|  <br>Screw<br>Clamping yoke | 0.4 - 16 mm²<br>26 - 6 AWG | 76 A<br>65 A |  | LU 10.16 | E.6 |
| | 0.5 - 16 mm²<br>26 - 6 AWG | 76 A<br>58 A |  | LUP 10.16 | E.7 |
| | | |  | LUP 10.16/../90V* | E.8 |
| | | |  | LUP 12.70 | E.9 |
| | 1.5 - 25 mm²<br>16 - 4 AWG | 101 A<br>85 A |  | LX 15.00 | E.10 |
| | | |  | LXB 15.00 | E.11 |
| | 0.5 - 50 mm²<br>20 - 1 AWG | 150 A<br>127 A |  | LXXX 15.00 | E.12 |
| | | |  | LXXX 15.00/../90F | E.13 |

* With offset solder pins



«ЭЛЕКТРО-ПРОФИ» - http://www.ep.ru

| Pitch, in mm | 10.16 | 12.70 | 15.00 |
|---|---|---|---|
| Max. rated voltage, IEC | 1000 V | | |
| UL nominal voltage | 300 V | 600 V | |
| | ● | | |
| | ● | | |
| | | ● | |
| | | | ● |
| | | | ● |
| | | | ● |
| | | | ● |



«ЭЛЕКТРО-ПРОФИ» - http://www.ep.ru

# Clamping yoke screw connection

## LU 10.16/../90



High-power PCB Terminal with clamping yoke screw connection, in 10.16 mm pitch for wire cross-sections up to 16 mm² (AWG 6).

- Increased derating reserves because WEMID insulating material is used.
- Wire outlet direction: 90° version.
- 2- and 3-pole block construction can be aligned together for higher pole counts.

## Product data

IEC: 1000 V / 76 A / 0.5 - 16 mm²
UL: 300 V / 65 A / AWG 26 - 6

**For additional articles and information, refer to catalog.weidmueller.com**

**Note:**

- Additional colours on request
- Rated current related to rated cross-section and min. No. of poles.
- Wire end ferrule without plastic collar to DIN 46228/1
- Wire end ferrule with plastic collar to DIN 46228/4
- P on drg. = pitch
- Rated data refer only to the component itself. Clearance and creepage distances to other components are to be designed in accordance with the relevant application standards.

## LU 10.16/../90



**Dimensioned drawing**

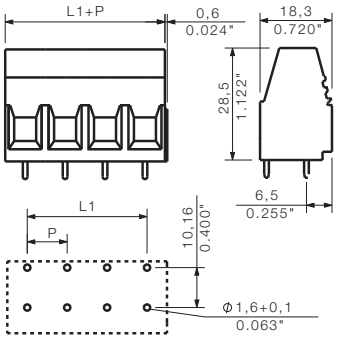


## Technical data

| In compliance with IEC 60664-1 / IEC 61984 | | | | |
|---|---|---|---|---|
| Clamping range, max. | mm² | 0.14...16 | | |
| **Solid core H05(07) V-U** | **mm²** | **0.5...16** | | |
| Stranded H07 V-R | | 6...16 | | |
| Flexible H05(07) V-K | mm² | 0.5...16 | | |
| Flexible with ferrule | mm² | 2.5...10 | | |
| Ferrule with plastic collar | mm² | 2.5...10 | | |
| Stripping length | mm | 12 | | |
| Screwdriver blade | mm | 1.0 x 5.5 | | |
| According to norm | | DIN 5264 | | |
| Tightening torque range | Nm | 1.2...1.5 | | |
| **Rated current, max.** | **A** | **76** | | **76** |
| At ambient temperature | | 20°C | | 40°C |
| For conductor cross-section | mm² | 16 | | |
| Overvoltage category | | III | III | II |
| Pollution severity | | 3 | 2 | 2 |
| **Rated voltage** | **V** | **690** | **690** | **1000** |
| Rated impulse voltage | kV | 6 | 6 | 4 |
| **UL / CUL (Use Group)** | | **B** | **C** | **D** |
| **Rated voltage** | **V** | **300** | **150** | **300** |
| **Rated current** | **A** | **65** | **65** | **10** |
| **AWG conductor** | **AWG** | **26-6** | | |
| **CSA (Use Group)** | | **B** | **C** | **D** |
| Rated voltage | V | 300 | 150 | 300 |
| Rated current | A | 65 | 65 | 10 |
| AWG conductor | AWG | 22-6 | | |
| **General data** | | | | |
| Type of insulation material | | Wemid (PA) | | |
| Flammability class UL 94 | | V-0 | | |
| Contact base material | | E-Cu | | |
| Material of contact surface | | tinned | | |
| Pin dimensions = d | mm | 1.2 x 1.2 | | |
| Solder eyelet Ø = D | mm | 1.6 | | |
| Solder eyelet Ø tolerance | mm | + 0,1 | | |

## Accessories

**Note:** Refer to the Accessories chapter for additional accessories.

| Screwdriver | | Order No. |
|---|---|---|
|  | SD 1,0x5,5x150 | 9008350000 |
| | SDI 1,0x5,5x125 | 9008410000 |

## Ordering data

| Solder pin length | | | | 4.5 mm |
|---|---|---|---|---|
| Colour | | | | black |
| **Pitch** | **10.16 mm** | | | |
| **Pol.** | L1 | (inch) | **Qty.** | **Order No.** |
| 2 | 10.16 | 0.400 | 20 | **1934140000** |
| 3 | 20.32 | 0.800 | 20 | **1921450000** |
| 4 | 30.48 | 1.200 | 20 | **1226220000** |
| 5 | 40.64 | 1.600 | 20 | **1226230000** |
| 6 | 50.80 | 2.000 | 20 | **1226240000** |
| 7 | 60.96 | 2.400 | 20 | **1226250000** |
| 8 | 71.12 | 2.800 | 20 | **1226260000** |
| 9 | 81.28 | 3.200 | 20 | **1226270000** |
| 10 | 91.44 | 3.600 | 20 | **1226280000** |

**Representative derating curve**

LU 10.16/../90

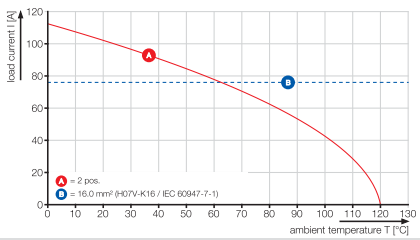




«ЭЛЕКТРО-ПРОФИ» - http://www.ep.ru

## LUP 10.16/../90



High-power PCB Terminal with clamping yoke screw connection, in 10.16 mm pitch for wire cross-sections up to 16 mm² (AWG 6).

- Increased derating reserves because WEMID insulating material is used.
- Wire outlet direction: 90°
- With integrated test point for the PS 2.0 test plug.

## Product data

IEC: 1000 V / 76 A / 0.5 - 16 mm²
UL: 300 V / 58 A / AWG 26 - 6

**For additional articles and information, refer to catalog.weidmueller.com**

**Note:**

- Additional colours on request
- Rated current related to rated cross-section and min. No. of poles.
- Wire end ferrule without plastic collar to DIN 46228/1
- Wire end ferrule with plastic collar to DIN 46228/4
- P on drg. = pitch
- Rated data refer only to the component itself. Clearance and creepage distances to other components are to be designed in accordance with the relevant application standards.

## LUP 10.16/../90

**with test point**



**Dimensioned drawing**

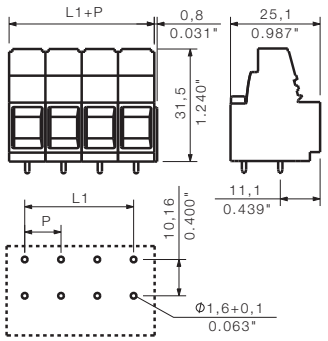


## Technical data

| In compliance with IEC 60664-1 / IEC 61984 | | | | |
|---|---|---|---|---|
| Clamping range, max. | mm² | 0.13...16 | | |
| **Solid core H05(07) V-U** | **mm²** | **0.5...16** | | |
| Stranded H07 V-R | | 6...16 | | |
| Flexible H05(07) V-K | mm² | 0.5...16 | | |
| Flexible with ferrule | mm² | 2.5...10 | | |
| Ferrule with plastic collar | mm² | 2.5...10 | | |
| Stripping length | mm | 12 | | |
| Screwdriver blade | mm | 1.0 x 5.5 | | |
| According to norm | | DIN 5264 | | |
| Tightening torque range | Nm | 1.2...1.5 | | |
| **Rated current, max.** | **A** | **76** | | **72** |
| At ambient temperature | | 20°C | | 40°C |
| For conductor cross-section | mm² | 16 | | |
| Overvoltage category | | III | III | II |
| Pollution severity | | 3 | 2 | 2 |
| **Rated voltage** | **V** | **800** | **1000** | **1000** |
| Rated impulse voltage | kV | 8 | 8 | 6 |
| **UL / CUL (Use Group)** | | **B** | **C** | **D** |
| **Rated voltage** | **V** | **300** | **300** | **300** |
| **Rated current** | **A** | **58** | **58** | **10** |
| **AWG conductor** | **AWG** | | **26-6** | |
| **CSA (Use Group)** | | **B** | **C** | **D** |
| Rated voltage | V | 300 | 300 | 300 |
| Rated current | A | 58 | 58 | 10 |
| AWG conductor | AWG | | 22-6 | |
| **General data** | | | | |
| Type of insulation material | | Wemid (PA) | | |
| Flammability class UL 94 | | V-0 | | |
| Contact base material | | E-Cu | | |
| Material of contact surface | | tinned | | |
| Pin dimensions = d | mm | 1.2 x 1.2 | | |
| Solder eyelet Ø = D | mm | 1.6 | | |
| Solder eyelet Ø tolerance | mm | + 0,1 | | |

## Accessories

**Note:** Refer to the Accessories chapter for additional accessories.

| Screwdriver | Order No. |
|---|---|
| SD 1,0x5,5x150 | 9008350000 |
| SDI 1,0x5,5x125 | 9008410000 |
| **Crosshead screwdriver** | |
| SDIK PZ2 | 9008890000 |
| SDK PZ2 | 9008540000 |

## Ordering data

| Solder pin length | | | | 3.2 mm |
|---|---|---|---|---|
| Colour | | | | black |
| **Pitch** | **10.16 mm** | | | |
| **Pol.** | L1 | (inch) | **Qty.** | **Order No.** |
| 2 | 10.12 | 0.400 | 20 | **1226290000** |
| 3 | 20.24 | 0.800 | 20 | **1226300000** |
| 4 | 30.48 | 1.200 | 20 | **1226310000** |
| 5 | 40.64 | 1.600 | 20 | **1226320000** |
| 6 | 50.80 | 2.000 | 20 | **1226330000** |
| 7 | 60.96 | 2.400 | 20 | **1226340000** |
| 8 | 71.12 | 2.800 | 20 | **1226350000** |
| 9 | 81.28 | 3.200 | 20 | **1226360000** |

**Representative derating curve**

LUP 10.16/../90

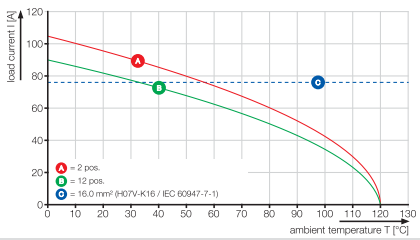




«ЭЛЕКТРО-ПРОФИ» - http://www.ep.ru

# Clamping yoke screw connection

## LUP 10.16/../90V




High-power PCB Terminal with clamping yoke screw connection, in 10.16 mm pitch for wire cross-sections up to 16 mm² (AWG 6).

- UL 600 V approval.
- Increased derating reserves because WEMID insulating material is used.
- Wire outlet direction: 90°.
- With integrated test point for PS 2.0 test plug.

## Product data

IEC: 1000 V / 76 A / 0.5 - 16 mm²
UL: 600 V / 51 A / AWG 22 - 6

**For additional articles and information, refer to catalog.weidmueller.com**

**Note:**

- Additional colours on request
- Rated current related to rated cross-section and min. No. of poles.
- Wire end ferrule without plastic collar to DIN 46228/1
- Wire end ferrule with plastic collar to DIN 46228/4
- P on drg. = pitch
- Rated data refer only to the component itself. Clearance and creepage distances to other components are to be designed in accordance with the relevant application standards.

## LUP 10.16/../90V

**with test point**



**Dimensioned drawing**

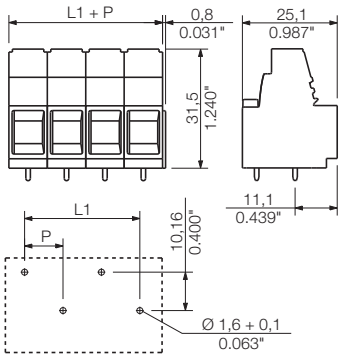


## Technical data

| In compliance with IEC 60664-1 / IEC 61984 | | | | |
|---|---|---|---|---|
| Clamping range, max. | mm² | 0.13...16 | | |
| **Solid core H05(07) V-U** | **mm²** | **0.5...16** | | |
| Stranded H07 V-R | | 6...16 | | |
| Flexible H05(07) V-K | mm² | 0.5...16 | | |
| Flexible with ferrule | mm² | 2.5...10 | | |
| Ferrule with plastic collar | mm² | 2.5...10 | | |
| Stripping length | mm | 12 | | |
| Screwdriver blade | mm | 1.0 x 5.5 | | |
| According to norm | | DIN 5264 | | |
| Tightening torque range | Nm | 1.2...1.5 | | |
| **Rated current, max.** | **A** | **76** | | **72** |
| At ambient temperature | | 20°C | | 40°C |
| For conductor cross-section | mm² | 16 | | |
| Overvoltage category | | III | III | II |
| Pollution severity | | 3 | 2 | 2 |
| **Rated voltage** | **V** | **800** | **1000** | **1000** |
| Rated impulse voltage | kV | 8 | 8 | 6 |
| **UL / CUL (Use Group)** | | **B** | **C** | **D** |
| **Rated voltage** | **V** | **600** | **600** | **600** |
| **Rated current** | **A** | **51** | **51** | **5** |
| **AWG conductor** | **AWG** | | **22-6** | |
| **CSA (Use Group)** | | **B** | **C** | **D** |
| Rated voltage | V | 600 | 600 | 600 |
| Rated current | A | 51 | 51 | 5 |
| AWG conductor | AWG | | 22-6 | |
| **General data** | | | | |
| Type of insulation material | | Wemid (PA) | | |
| Flammability class UL 94 | | V-0 | | |
| Contact base material | | E-Cu | | |
| Material of contact surface | | tinned | | |
| Pin dimensions = d | mm | 1.2 x 1.2 | | |
| Solder eyelet Ø = D | mm | 1.6 | | |
| Solder eyelet Ø tolerance | mm | + 0,1 | | |

## Accessories

**Note:** Refer to the Accessories chapter for additional accessories.

| Screwdriver | | Order No. |
|---|---|---|
|  | SD 1,0x5,5x150 | 9008350000 |
| | SDI 1,0x5,5x125 | 9008410000 |
| **Crosshead screwdriver** | | |
|  | SDIK PZ2 | 9008890000 |
| | SDK PZ2 | 9008540000 |
| **Test plug** | | |
|  | PS 2.0 MC | 0310000000 |

## Ordering data

| Solder pin length | | | | 3.2 mm |
|---|---|---|---|---|
| Colour | | | | black |
| **Pitch** | **10.16 mm** | | | |
| **Pol.** | L1 | (inch) | **Qty.** | **Order No.** |
| 2 | 10.16 | 0.400 | 20 | **1192980000** |
| 3 | 20.32 | 0.800 | 20 | **1192990000** |
| 4 | 30.48 | 1.200 | 20 | **1193000000** |
| 5 | 40.64 | 1.600 | 20 | **1193010000** |
| 6 | 50.80 | 2.000 | 20 | **1193020000** |
| 7 | 60.96 | 2.400 | 20 | **1193030000** |
| 8 | 71.12 | 2.800 | 20 | **1193040000** |
| 9 | 81.28 | 3.200 | 20 | **1193050000** |

**Representative derating curve**

LUP 10.16/../90V

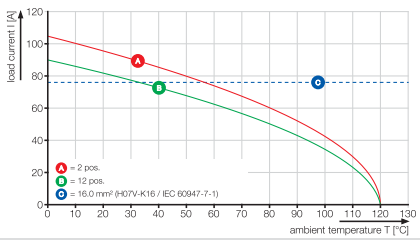




«ЭЛЕКТРО-ПРОФИ» - http://www.ep.ru

## LUP 12.7../90




High-power PCB Terminal with clamping yoke screw connection, in 12.70 mm pitch for wire cross-sections up to 16 mm².

- UL 600 V approval.
- Increased derating reserves because WEMID insulating material is used.
- Wire outlet direction: 90°.
- With integrated test point for PS 2.0 test plug.

## Product data

IEC: 1000 V / 76 A / 0.5 - 16 mm²
UL: 600 V / 58 A / AWG 26 - 6

**For additional articles and information, refer to catalog.weidmueller.com**

**Note:**

- Additional colours on request
- Rated current related to rated cross-section and min. No. of poles.
- Wire end ferrule without plastic collar to DIN 46228/1
- Wire end ferrule with plastic collar to DIN 46228/4
- P on drg. = pitch
- Rated data refer only to the component itself. Clearance and creepage distances to other components are to be designed in accordance with the relevant application standards.

## LUP 12.7../90

**with test point**



**Dimensioned drawing**

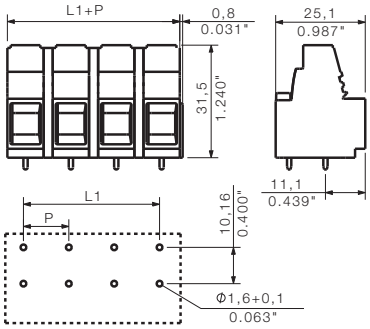


## Technical data

| In compliance with IEC 60664-1 / IEC 61984 | | | | |
|---|---|---|---|---|
| Clamping range, max. | mm² | 0.13...16 | | |
| **Solid core H05(07) V-U** | **mm²** | **0.5...16** | | |
| Stranded H07 V-R | | 6...16 | | |
| Flexible H05(07) V-K | mm² | 0.5...16 | | |
| Flexible with ferrule | mm² | 2.5...10 | | |
| Ferrule with plastic collar | mm² | 2.5...10 | | |
| Stripping length | mm | 12 | | |
| Screwdriver blade | mm | 1.0 x 5.5 | | |
| According to norm | | DIN 5264 | | |
| Tightening torque range | Nm | 1.2...1.5 | | |
| **Rated current, max.** | **A** | **76** | | **76** |
| At ambient temperature | | 20°C | | 40°C |
| For conductor cross-section | mm² | 16 | | |
| Overvoltage category | | III | III | II |
| Pollution severity | | 3 | 2 | 2 |
| **Rated voltage** | **V** | **1000** | **1000** | **1000** |
| Rated impulse voltage | kV | 8 | 8 | 6 |
| **UL / CUL (Use Group)** | | **B** | **C** | **D** |
| **Rated voltage** | **V** | **600** | **600** | **600** |
| **Rated current** | **A** | **58** | **58** | **5** |
| **AWG conductor** | **AWG** | **26-6** | | |
| **CSA (Use Group)** | | **B** | **C** | **D** |
| Rated voltage | V | 600 | 600 | 600 |
| Rated current | A | 58 | 58 | 5 |
| AWG conductor | AWG | 22-6 | | |
| **General data** | | | | |
| Type of insulation material | | Wemid (PA) | | |
| Flammability class UL 94 | | V-0 | | |
| Contact base material | | E-Cu | | |
| Material of contact surface | | tinned | | |
| Pin dimensions = d | mm | 1.2 x 1.2 | | |
| Solder eyelet Ø = D | mm | 1.6 | | |
| Solder eyelet Ø tolerance | mm | + 0,1 | | |

## Accessories

**Note:** Refer to the Accessories chapter for additional accessories.

| Screwdriver | Order No. |
|---|---|
| SD 1,0x5,5x150 | 9008350000 |
| SDI 1,0x5,5x125 | 9008410000 |
| **Crosshead screwdriver** | |
| SDIK PZ2 | 9008890000 |
| SDK PZ2 | 9008540000 |
| **Test plug** | |
| PS 2.0 MC | 0310000000 |

## Ordering data

**Solder pin length** 3.2 mm
**Colour** black

**Pitch 12.70 mm**

| Pol. | L1 | (inch) | Qty. | Order No. |
|---|---|---|---|---|
| 2 | 12.70 | 0.500 | 20 | 1226370000 |
| 3 | 12.70 | 0.500 | 20 | 1226380000 |
| 4 | 12.70 | 0.500 | 20 | 1226390000 |
| 5 | 12.70 | 0.500 | 20 | 1226410000 |
| 6 | 12.70 | 0.500 | 20 | 1226420000 |
| 7 | 12.70 | 0.500 | 20 | 1226430000 |
| 8 | 12.70 | 0.500 | 20 | 1226440000 |
| 9 | 12.70 | 0.500 | 20 | 1226450000 |

**Representative derating curve**

LUP 12.7../90

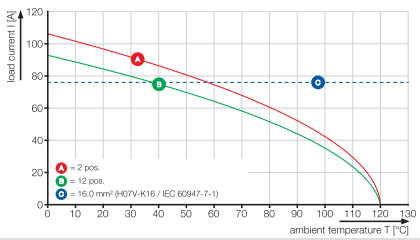




«ЭЛЕКТРО-ПРОФИ» - http://www.ep.ru

# Clamping yoke screw connection

## LX 15.00/../90




High-power PCB Terminal with clamping yoke screw connection, in 15.00 mm pitch for wire cross-sections up to 25 mm² (AWG 4).

- UL 600 V approval.
- Increased derating reserves because WEMID insulating material is used.
- Wire outlet direction: 90°.
- With integrated test point for PS 2.0 test plug.
- Versions up to 8 poles have block construction.
- Available with and without mounting flange.

## Product data

IEC: 1000 V / 101 A / 1.5 - 25 mm²
UL: 600 V / 85 A / AWG 16 - 4

**For additional articles and information, refer to catalog.weidmueller.com**

**Note:**

- Additional colours on request
- Rated current related to rated cross-section and min. No. of poles.
- Wire end ferrule without plastic collar to DIN 46228/1
- Wire end ferrule with plastic collar to DIN 46228/4
- P on drg. = pitch
- Rated data refer only to the component itself. Clearance and creepage distances to other components are to be designed in accordance with the relevant application standards.

## LX 15.00/../90



**Dimensioned drawing**

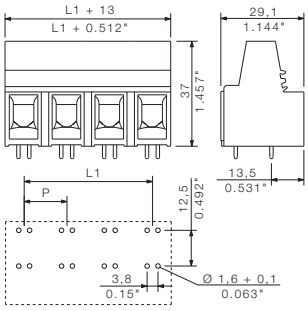


## Technical data

| In compliance with IEC 60664-1 / IEC 61984 | | | | |
|---|---|---|---|---|
| Clamping range, max. | mm² | 1.31...25 | | |
| **Solid core H05(07) V-U** | **mm²** | **1.5...16** | | |
| Stranded H07 V-R | | 6...25 | | |
| Flexible H05(07) V-K | mm² | 1.5...25 | | |
| Flexible with ferrule | mm² | 1.5...16 | | |
| Ferrule with plastic collar | mm² | 1.5...16 | | |
| Stripping length | mm | 16 | | |
| Screwdriver blade | mm | 1.0 x 5.5 | | |
| According to norm | | DIN 5264 | | |
| Tightening torque range | Nm | 2.4...4 | | |
| **Rated current, max.** | **A** | **101** | | **101** |
| At ambient temperature | | 20°C | | 40°C |
| For conductor cross-section | mm² | 25 | | |
| Overvoltage category | | III | III | II |
| Pollution severity | | 3 | 2 | 2 |
| **Rated voltage** | **V** | **1000** | **1000** | **1000** |
| Rated impulse voltage | kV | 8 | 8 | 6 |
| **UL / CUL (Use Group)** | | **B** | **C** | **D** |
| **Rated voltage** | **V** | **600** | **600** | **600** |
| **Rated current** | **A** | **85** | **85** | **5** |
| **AWG conductor** | **AWG** | **16-4** | | |
| **CSA (Use Group)** | | **B** | **C** | **D** |
| Rated voltage | V | 600 | 600 | 600 |
| Rated current | A | 85 | 85 | 5 |
| AWG conductor | AWG | 16-4 | | |
| **General data** | | | | |
| Type of insulation material | | Wemid (PA) | | |
| Flammability class UL 94 | | V-0 | | |
| Contact base material | | E-Cu | | |
| Material of contact surface | | tinned | | |
| Pin dimensions = d | mm | 1.2 x 1.2 | | |
| Solder eyelet Ø = D | mm | 1.6 | | |
| Solder eyelet Ø tolerance | mm | + 0,1 | | |

## Accessories

**Note:** Refer to the Accessories chapter for additional accessories.

| Screwdriver | Order No. |
|---|---|
| SD 1,2x6,5x150 | 9009010000 |
| SDI 1,2x6,5x150 | 9008420000 |
| **Crosshead screwdriver** | |
| SDIK PZ2 | 9008890000 |
| SDK PZ2 | 9008540000 |
| **Test plug** | |
| PS 2.0 MC | 0310000000 |

## Ordering data

| Solder pin length | | | | 4.5 mm |
|---|---|---|---|---|
| Colour | | | | black |
| **Pitch** | **15.00 mm** | | | |
| **Pol.** | L1 | (inch) | **Qty.** | **Order No.** |
| 1 | 0.00 | 0.000 | 20 | **1226460000** |
| 2 | 15.00 | 0.591 | 20 | **1226470000** |
| 3 | 30.00 | 1.181 | 20 | **1174720000** |
| 4 | 45.00 | 1.772 | 20 | **1226480000** |
| 5 | 60.00 | 2.362 | 20 | **1226490000** |
| 6 | 75.00 | 2.953 | 20 | **1226500000** |
| 7 | 90.00 | 3.543 | 20 | **1226510000** |
| 8 | 105.00 | 4.134 | 10 | **1921480000** |

**Representative derating curve**

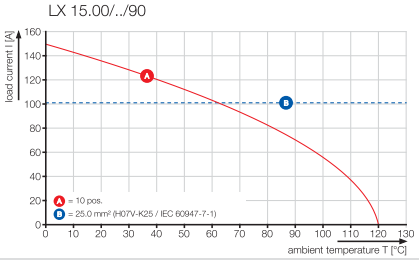




«ЭЛЕКТРО-ПРОФИ» - http://www.ep.ru

## LXB 15.00/../90



### Dimensioned drawing

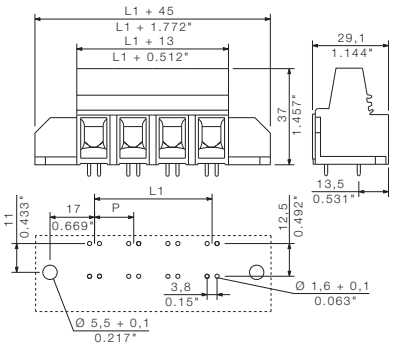


### Ordering data

| Solder pin length | | | | 4.5 mm |
|---|---|---|---|---|
| Colour | | | | black |
| **Pitch** | **15.00 mm** | | | |
| **Pol.** | L1 | (inch) | **Qty.** | **Order No.** |
| 2 | 15.00 | 0.591 | 20 | **1226520000** |
| 3 | 30.00 | 1.181 | 20 | **1226530000** |
| 4 | 45.00 | 1.772 | 20 | **1226540000** |
| 5 | 60.00 | 2.362 | 20 | **1226550000** |
| 6 | 75.00 | 2.953 | 10 | **1226560000** |
| 7 | 90.00 | 3.543 | 10 | **1226570000** |
| 8 | 105.00 | 4.134 | 10 | **1226580000** |

### Additional derating curves

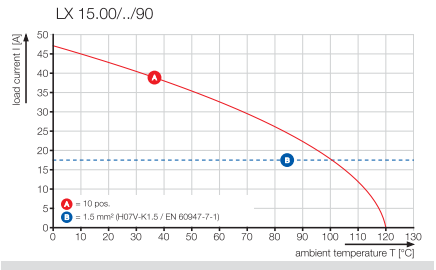


## LXBL 15.00/../90



### Dimensioned drawing

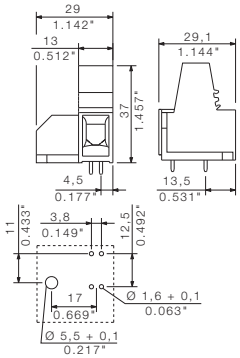


### Ordering data

| Solder pin length | | | | 4.5 mm |
|---|---|---|---|---|
| Colour | | | | black |
| **Pitch** | **15.00 mm** | | | |
| **Pol.** | L1 | (inch) | **Qty.** | **Order No.** |
| 1 | 0.00 | 0.000 | 20 | **1226590000** |



«ЭЛЕКТРО-ПРОФИ» - http://www.ep.ru

# Clamping yoke screw connection

## LXXX 15.00/../90




High-power PCB Terminal with clamping yoke screw connection, in 15.00 mm pitch for wire cross-sections up to 50 mm² (AWG 1).

- UL 600 V approval for unlimited international usage in devices.
- Increased derating reserves because WEMID insulating material is used.
- Wire outlet direction of 90°.
- With integrated test point for PS 2.0 test plug.
- Versions up to 8 poles have block construction.
- Available with and without mounting flange.

## Product data

IEC: 1000 V / 150 / 0.5 - 50 mm²
UL: 600 V / 127 A / AWG 20 - 1

**For additional articles and information, refer to catalog.weidmueller.com**

**Note:**

- Additional colours on request
- Rated current related to rated cross-section and min. No. of poles.
- Wire end ferrule without plastic collar to DIN 46228/1
- Wire end ferrule with plastic collar to DIN 46228/4
- P on drg. = pitch
- Rated data refer only to the component itself. Clearance and creepage distances to other components are to be designed in accordance with the relevant application standards.
- IP 20 from 16 mm² to 50 mm²

## LXXX 15.00/../90



**Dimensioned drawing**

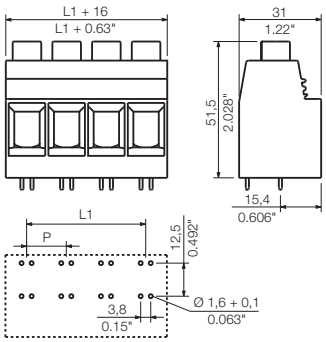


## Technical data

| In compliance with IEC 60664-1 / IEC 61984 | | | | |
|---|---|---|---|---|
| Clamping range, max. | mm² | 0.5...50 | | |
| **Solid core H05(07) V-U** | **mm²** | **0.5...16** | | |
| Stranded H07 V-R | | 6...50 | | |
| Flexible H05(07) V-K | mm² | 0.5...35 | | |
| Flexible with ferrule | mm² | 0.5...35 | | |
| Ferrule with plastic collar | mm² | 0.5...35 | | |
| Stripping length | mm | 18 | | |
| Screwdriver blade | mm | 1.2 x 6.5 | | |
| According to norm | | DIN 5264 | | |
| Tightening torque range | Nm | 2.5...4 | | |
| **Rated current, max.** | **A** | **150** | | **150** |
| At ambient temperature | | 20°C | | 40°C |
| For conductor cross-section | mm² | 35 | | |
| Overvoltage category | | III | III | II |
| Pollution severity | | 3 | 2 | 2 |
| **Rated voltage** | **V** | **1000** | **1000** | **1000** |
| Rated impulse voltage | kV | 8 | 8 | 8 |
| **UL / CUL (Use Group)** | | **B** | **C** | **D** |
| **Rated voltage** | **V** | **600** | **600** | **600** |
| **Rated current** | **A** | **127** | **127** | **5** |
| **AWG conductor** | **AWG** | **20-1** | | |
| **CSA (Use Group)** | | **B** | **C** | **D** |
| Rated voltage | V | 600 | 600 | 600 |
| Rated current | A | 127 | 127 | 5 |
| AWG conductor | AWG | 20-1 | | |
| **General data** | | | | |
| Type of insulation material | | Wemid (PA) | | |
| Flammability class UL 94 | | V-0 | | |
| Contact base material | | Copper alloy | | |
| Material of contact surface | | tinned | | |
| Pin dimensions = d | mm | 1.2 x 1.2 | | |
| Solder eyelet Ø = D | mm | 1.6 | | |
| Solder eyelet Ø tolerance | mm | + 0,1 | | |

## Accessories

**Note:** Refer to the Accessories chapter for additional accessories.

| Screwdriver | Order No. |
|---|---|
| SD 1,2x6,5x150 | 9009010000 |
| SDI 1,2x6,5x150 | 9008420000 |
| **Crosshead screwdriver** | |
| SDIK PZ2 | 9008890000 |
| SDK PZ2 | 9008540000 |
| **Test plug** | |
| PS 2.0 MC | 0310000000 |

## Ordering data

| Solder pin length | | | | 4.5 mm |
|---|---|---|---|---|
| Colour | | | | black |
| **Pitch** | **15.00 mm** | | | |
| **Pol.** | L1 | (inch) | **Qty.** | **Order No.** |
| 1 | 0.00 | 0.000 | 20 | **1047120000** |
| 2 | 15.00 | 0.591 | 20 | **1047130000** |
| 3 | 30.00 | 1.181 | 10 | **1047140000** |
| 4 | 45.00 | 1.772 | 10 | **1047150000** |

**Representative derating curve**

LXXX 15.00/../90

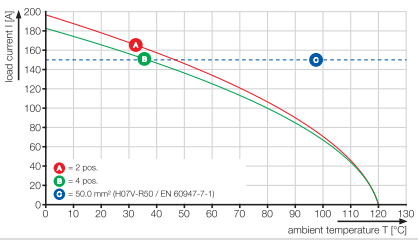




«ЭЛЕКТРО-ПРОФИ» - http://www.ep.ru

## LXXX 15.00/../90F



### Dimensioned drawing

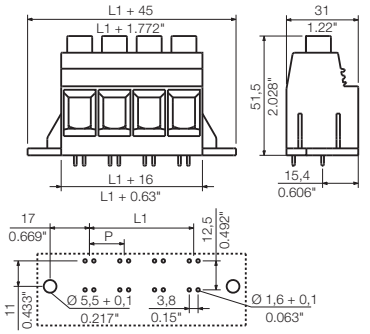


### Ordering data

| Solder pin length | | | | 4.5 mm |
|---|---|---|---|---|
| Colour | | | | black |
| **Pitch** | **15.00 mm** | | | |
| **Pol.** | L1 | (inch) | **Qty.** | **Order No.** |
| 1 | 0.00 | 0.000 | 20 | **1047280000** |
| 2 | 15.00 | 0.591 | 20 | **1047290000** |
| 3 | 30.00 | 1.181 | 10 | **1047300000** |
| 4 | 45.00 | 1.772 | 10 | **1047310000** |

## LXXX 15.00/../90FL



### Dimensioned drawing

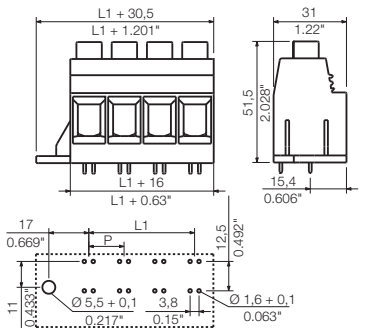


### Ordering data

| Solder pin length | | | | 4.5 mm |
|---|---|---|---|---|
| Colour | | | | black |
| **Pitch** | **15.00 mm** | | | |
| **Pol.** | L1 | (inch) | **Qty.** | **Order No.** |
| 1 | 0.00 | 0.000 | 20 | **1047440000** |
| 2 | 15.00 | 0.591 | 20 | **1047450000** |
| 3 | 30.00 | 1.181 | 10 | **1047460000** |
| 4 | 45.00 | 1.772 | 10 | **1047470000** |

## LXXX 15.00/../90FR



### Dimensioned drawing

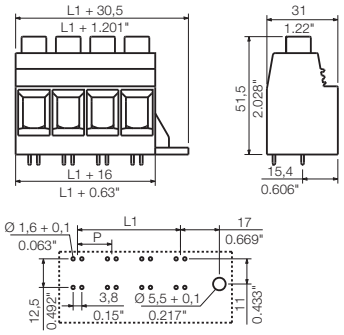


### Ordering data

| Solder pin length | | | | 4.5 mm |
|---|---|---|---|---|
| Colour | | | | black |
| **Pitch** | **15.00 mm** | | | |
| **Pol.** | L1 | (inch) | **Qty.** | **Order No.** |
| 1 | 0.00 | 0.000 | 20 | **1047600000** |
| 2 | 15.00 | 0.591 | 20 | **1047610000** |
| 3 | 30.00 | 1.181 | 10 | **1047620000** |
| 4 | 45.00 | 1.772 | 10 | **1047630000** |

### Additional derating curves

LXXX 15.00/../90

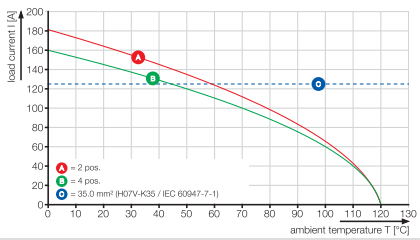


LXXX 15.00/../90

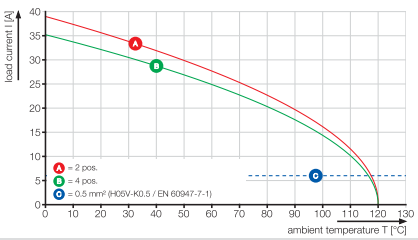




«ЭЛЕКТРО-ПРОФИ» - http://www.ep.ru

«ЭЛЕКТРО-ПРОФИ» - http://www.ep.ru

# OMNIMATE Power PCB Connectors

**OMNIMATE Power PCB Connectors**


**Connectors for IT systems**

| | | |
|---|---|---|
| | Explanation | F.2 |
| | Quick selection | F.6 |
| | Technical data | F.8 |

**Connectors in 7.62 mm pitch**
**Series BL/SL 7.62 IT - connects up to 4 mm²**

| | | |
|---|---|---|
| | Explanation | F.24 |
| | Quick selection | F.26 |
| | Technical data | F.28 |

**Connectors in 7.62 mm pitch**
**Series BV/SV 7.62 - connects up to 6 mm²**

| | | |
|---|---|---|
| | Explanation | F.44 |
| | Quick selection | F.48 |
| | Technical data | F.50 |

**Connectors in 10.16 mm pitch**
**Series BU/SU 10.16 - connects up to 16 mm²**

| | | |
|---|---|---|
| | Explanation | F.106 |
| | Quick selection | F.108 |
| | Technical data | F.110 |






«ЭЛЕКТРО-ПРОФИ» - http://www.ep.ru

# OMNIMATE Power on BOARD

## Integrated connection systems delivering innovative drive applications

**The OMNIMATE Power system excels in power electronics and drive applications because it has implemented and incorporated customer and market requirements.**

Custom-fit connection solutions for power electronics – resulting from the synergy between application-oriented components, individual services and competent design-in support.

The following pages show why OMNIMATE Power is the ideal system for power electronics and drive applications. This system has benefited from our broader perspective of component directives and our consistent implementation of requests from the market and customers.



**Performance + Innovation**

Designed with future requirements in mind whether for cars or servo-drives: hybrid design concepts create an efficient solution from two distinct elements.





«ЭЛЕКТРО-ПРОФИ» - http://www.ep.ru



### Performance + Support

Weidmüller delivers more than just components. Our design-in competence encompassing work from design and implementation to the market release phase delivers the top results.









### Performance + Services

Customised services supplement our comprehensive standard portfolio. The housing colour, printing, coding, contact surfaces, packaging and much more can be configured online with just a few mouse clicks.

Power
Signal
Data

Weidmüller's connection strategy for drive applications joins power and signals. It also takes advantage of innovate EMC protection for data transmissions between the communications modules.

### Power – Signal – Data



### An overview of OMNIMATE Power



The single-source solution that omits no necessary components a result of Weidmüller's technology and application expertise delivers the optimal designed-in results.

The following pages describe the individual product lines in detail.

### Design-In Services & Support



The path to top results starts before component selection and does not end with delivery. More information can be found in the "Services & Support" brochure (order number 1077670000) or at www.galaxy.weidmueller.com



«ЭЛЕКТРО-ПРОФИ» - http://www.ep.ru

# OMNIMATE Power for IT systems – scalable up to 50 kVA
# Custom-fit solutions for special requirements

**Increased compliance with standards and fewer compromises: OMNIMATE Power for IT systems establishes a new level of excellence with its standard integrated details. These attributes streamline the design-in and approval processes and result in safer operations.**

Results for the application and advantages for the user: unlimited use in 400-V IT systems and touch safety according to IEC 61800-5-1 (+ 5 mm). The self-snapping one-handed safety flange enables intuitive and safe usage. Operational reliability is guaranteed by the automatic interlock feature during the plug-in process. The application-oriented design means that no compromises are necessary during the approval process.



**Uncompromised scalability**

As much power as required, as little cost as needed: a device series for every power level and power type: scalable from 25 A/2.5 mm² to 41 A/6 mm² to 76 A/16 mm².




**IEC 61800-5-1 approval**

No additional measures or compromises in the system suitable, touch-safe certification according to IEC 61800-5-1:
+ 3.0 mm for 400 V TN systems,
+ 5.5 mm for 400 V IT networks.

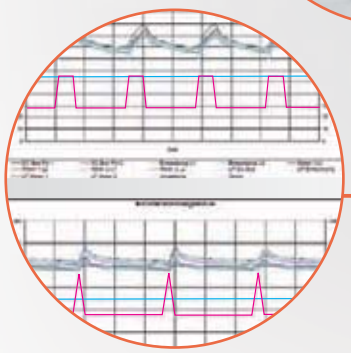

**Uncompromised power capabilities**

Uncompromised means high power reserves for superior overload capacity even under the high ambient temperatures of real-world applications.



«ЭЛЕКТРО-ПРОФИ» - http://www.ep.ru



### Uncompromised safety

Details such as insulated contact tips that ensure the pin header is touch-safe and automatic snap-in for a secure interlocking connection.




### Finger safety according to DIN EN 61800-5-1

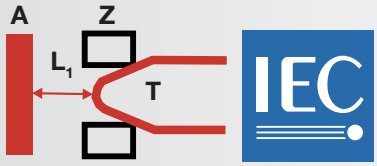


IEC 61800-5-1:2007

Since the end of 2007, device approval according to IEC Directive “Adjustable speed electrical power drive systems – Part 5-1: Safety requirements” requires that – regardless of the line-to-earth voltage – an additional finger safety interval exists (for example, + 3 mm for 400 V-TN systems (wire-to-earth voltage = 230 V), or + 5.5 mm for 400-V IT systems (wire-to-earth voltage up to 400 V in event of error). An additional cover is required if the connection system, as a device section, does not fulfil these requirements. The OMNIMATE Power HP product line already complies with the stricter IEC requirements for additional touch protection.

### Clearance and creepage distances, acc. to UL

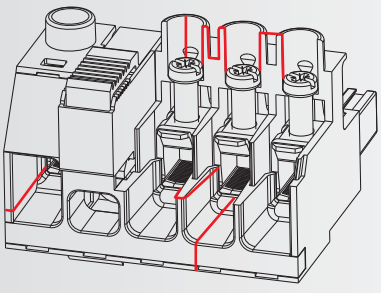

A 600-V connector must have the approval of the UL 1059 component directive – but the potential installation situations must first be taken into consideration. This allows you to avoid making approval compromises – such as UL 508C or incorporating complex additions such as coatings or protective hoods. The OMNIMATE Power HP product line already complies with the UL requirements for 600-V creepage and clearance distances.

600 V

c UL us

### UL approval without compromise

No limitation for UL approval with 600-V applications: with optimised creepage and clearance distance even under difficult installation situations.



«ЭЛЕКТРО-ПРОФИ» - http://www.ep.ru

# Connectors for IT systems
## Quick selection

= Wire to board
= Board to board
= Wire to wire
= Board to wire



**Orientation**

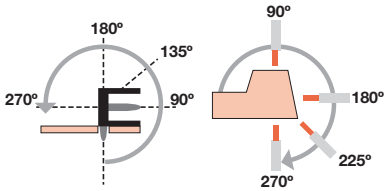




| Connection cross-section | | Type | Orientation | Flange options | Page | 4 mm² SL | 4 mm² SL | 4 mm² SL |
|---|---|---|---|---|---|---|---|---|
| | | | | | | 90° | 90° | 90° |
| | | | | | | MF2 | MF3 | MF4 |
| | | | | | | F.8 | F.9 | F.9 |
| Female plug | Screw Clamping yoke | | | | | | | |
| 4 mm² / AWG 12 |  | BLZ | 180° | MF2 | F.10 | ● ● | | |
| |  | BLZ | 180° | MF3 | F.11 | | ● ● | |
| |  | BLZ | 180° | MF4 | F.11 | | | ● ● |
| 6 mm² / AWG 10 |  | BVZ | 180° | MF2 | F.16 | | | |
| |  | BVZ | 180° | MF3 | F.17 | | | |
| |  | BVZ | 180° | MF4 | F.17 | | | |
| 16 mm² / AWG 6 |  | BUZ | 180° | MF2 | F.22 | | | |
| |  | BUZ | 180° | MF3 | F.23 | | | |
| |  | BUZ | 180° | MF4 | F.23 | | | |

**MF2** = Centre snap flange at position 2
**MF3** = Centre snap flange at position 3
**MF4** = Centre snap flange at position 4



«ЭЛЕКТРО-ПРОФИ» - http://www.ep.ru

## Male header

### Solder connection



| | 6 mm² | | | 16 mm² | | |
|---|---|---|---|---|---|---|
| | SV | SV | SV | SU | SU | SU |
| | 90° / 270° | 90° / 270° | 90° / 270° | 90° / 270° | 90° / 270° | 90° / 270° |
| | MF2 | MF3 | MF4 | MF2 | MF3 | MF4 |
| | F.12/14 | F.13/15 | F.13/15 | F.18/20 | F.19/21 | F.19/21 |
| | | | | | | |
| | | | | | | |
| | | | | | | |
| | ● | | | | | |
| | | ● | | | | |
| | | | ● | | | |
| | | | | ● | | |
| | | | | | ● | |
| | | | | | | ● |



«ЭЛЕКТРО-ПРОФИ» - http://www.ep.ru

# Connectors for IT systems in 7.62 mm pitch
# Series BL/SL 7.62 IT – connects up to 4 mm²

## SL 7.62IT/../90MF



Male header available in 90° outlet direction with a leading PE contact for IT networks. UL approval according to UL840 (600 V). Used together with the BLZ 7.62 IT female plug. It complies with the expanded requirements for 5.5 mm of touch protection with (400 V relative to earth), according to IEC 61800-5-1. When no female plug is present, the mating profile ensures at least 1 mm of finger protection with a test finger pressure of 20 N.

The middle solder flange interlock feature decreases the space required by one pole width when compared to other solutions.

Available on request with screw flange mounting block or without flange.

## Product data

IEC: 630 V / 29 A
UL: 300 V / 20 A

**For additional articles and information, refer to catalog.weidmueller.com**

**Note:**
- Additional colours on request
- Gold-plated contact surfaces on request
- Rated current related to rated cross-section and min. No. of poles.
- P on drg. = pitch
- Rated data refer only to the component itself. Clearance and creepage distances to other components are to be designed in accordance with the relevant application standards.

## SL 7.62IT/../90MF2



**Dimensioned drawing**

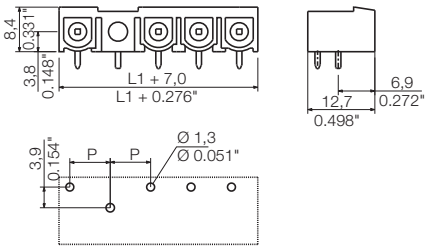


## Technical data

| | | | | |
|---|---|---|---|---|
| **In compliance with IEC 60664-1 / IEC 61984** | | | | |
| Clamping range, max. | mm² | | | |
| **Solid core H05(07) V-U** | **mm²** | | | |
| Stranded H07 V-R | | | | |
| Flexible H05(07) V-K | mm² | | | |
| Flexible with ferrule | mm² | | | |
| Ferrule with plastic collar | mm² | | | |
| Stripping length | mm | | | |
| Screwdriver blade | mm | | | |
| According to norm | | | | |
| Tightening torque range | Nm | | | |
| **Rated current, max.** | **A** | **29** | | **25** |
| At ambient temperature | | 20°C | | 40°C |
| For conductor cross-section | mm² | | | |
| Overvoltage category | | III | III | II |
| Pollution severity | | 3 | 2 | 2 |
| **Rated voltage** | **V** | **400** | **500** | **630** |
| Rated impulse voltage | kV | 6 | 6 | 6 |
| **UL / CUL (Use Group)** | | **B** | **C** | **D** |
| **Rated voltage** | **V** | **300** | **300** | **600** |
| **Rated current** | **A** | **20** | **20** | **5** |
| **AWG conductor** | **AWG** | | **-** | |
| **CSA (Use Group)** | | **B** | **C** | **D** |
| Rated voltage | V | 300 | 300 | 600 |
| Rated current | A | 20 | 20 | 5 |
| AWG conductor | AWG | | - | |
| **General data** | | | | |
| Type of insulation material | | PBT GF | | |
| Flammability class UL 94 | | V-0 | | |
| Contact base material | | Copper alloy | | |
| Material of contact surface | | tinned | | |
| Pin dimensions = d | mm | 1.0 x 1.0 | | |
| Solder eyelet Ø = D | mm | 1.3 | | |
| Solder eyelet Ø tolerance | mm | + 0,1 | | |

## Accessories

**Note:** Refer to the Accessories chapter for additional accessories.

| Coding | | Order No. |
|---|---|---|
|  | BLZ/SL KO OR | **1573010000** |
| | BLZ/SL KO SW | **1545710000** |

## Ordering data

| | | | | |
|---|---|---|---|---|
| **Solder pin length** | | | | **3.2 mm** |
| **Colour** | | | | **black** |
| **Pitch** | **7.62 mm** | | | |
| **Pol.** | L1 | (inch) | **Qty.** | **Order No.** |
| 2 | 7.62 | 0.300 | 100 | **1173610000** |
| 3 | 15.24 | 0.600 | 100 | **1173640000** |
| 4 | 22.86 | 0.900 | 100 | **1173730000** |



«ЭЛЕКТРО-ПРОФИ» - http://www.ep.ru

## SL 7.62IT/../90MF3



**Dimensioned drawing**

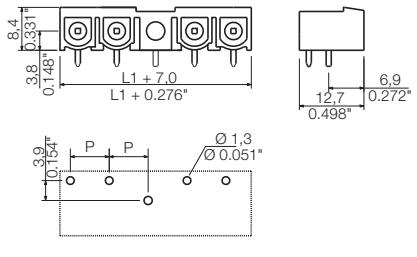


### Ordering data

| Solder pin length | | | | 3.2 mm |
|---|---|---|---|---|
| Colour | | | | black |
| **Pitch** | **7.62 mm** | | | |
| **Pol.** | L1 | (inch) | **Qty.** | **Order No.** |
| 3 | 15.24 | 0.600 | 100 | **1173690000** |

## SL 7.62IT/../90MF4



**Dimensioned drawing**

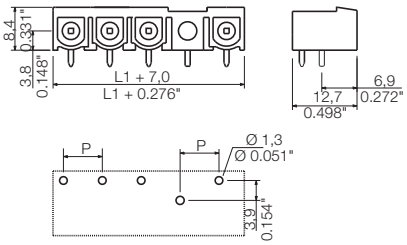


### Ordering data

| Solder pin length | | | | 3.2 mm |
|---|---|---|---|---|
| Colour | | | | black |
| **Pitch** | **7.62 mm** | | | |
| **Pol.** | L1 | (inch) | **Qty.** | **Order No.** |
| 4 | 22.86 | 0.900 | 100 | **1173770000** |



«ЭЛЕКТРО-ПРОФИ» - http://www.ep.ru

# Connectors for IT systems in 7.62 mm pitch
# Series BL/SL 7.62 IT – connects up to 4 mm²

## BLZ 7.62IT/../180MF



Female plug in 180° outlet direction for IT networks. Fulfils the requirements of UL1059 600 V Class C. With a leading PE contact when used with SL 7.62IT male header.
Fulfils the expanded requirements for 5.5 mm of touch protection (400 V relative to earth), according to IEC 61800-5-1.

The middle flange interlocks automatically and is optionally available with screw connection. It decreases the space required by one pole when compared to other solutions.

Available optionally without middle flange interlock.

## Product data

IEC: 630 V / 29 A / 0.08 - 4 mm²
UL: 600 V / 20 A / AWG 28 - 12

**For additional articles and information, refer to catalog.weidmueller.com**

**Note:**
- Additional colours on request
- Gold-plated contact surfaces on request
- Rated current related to rated cross-section and min. No. of poles.
- Wire end ferrule without plastic collar to DIN 46228/1
- Wire end ferrule with plastic collar to DIN 46228/4
- P on drg. = pitch
- Rated data refer only to the component itself. Clearance and creepage distances to other components are to be designed in accordance with the relevant application standards.

## BLZ 7.62IT/../180MF2



**Dimensioned drawing**

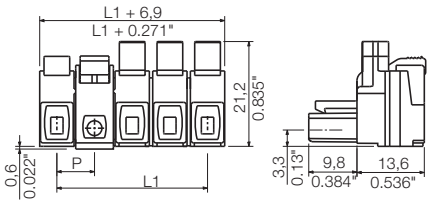


## Technical data

| In compliance with IEC 60664-1 / IEC 61984 | | | | |
|---|---|---|---|---|
| Clamping range, max. | mm² | 0.08...4 | | |
| **Solid core H05(07) V-U** | **mm²** | **0.08...4** | | |
| Stranded H07 V-R | | | | |
| Flexible H05(07) V-K | mm² | 0.08...4 | | |
| Flexible with ferrule | mm² | 0.2...2.5 | | |
| Ferrule with plastic collar | mm² | 0.2...2.5 | | |
| Stripping length | mm | 7 | | |
| Screwdriver blade | mm | 0.6 x 3.5 | | |
| According to norm | | DIN 5264 | | |
| Tightening torque range | Nm | 0.4...0.5 | | |
| **Rated current, max.** | **A** | **29** | | **25** |
| At ambient temperature | | 20°C | | 40°C |
| For conductor cross-section | mm² | 2.5 | | |
| Overvoltage category | | III | III | II |
| Pollution severity | | 3 | 2 | 2 |
| **Rated voltage** | **V** | **400** | **500** | **630** |
| Rated impulse voltage | kV | 6 | 6 | 4 |
| **UL / CUL (Use Group)** | | **B** | **C** | **D** |
| **Rated voltage** | **V** | **600** | **600** | **600** |
| **Rated current** | **A** | **20** | **20** | **5** |
| **AWG conductor** | **AWG** | **28-12** | | |
| **CSA (Use Group)** | | **B** | **C** | **D** |
| Rated voltage | V | 600 | 600 | 600 |
| Rated current | A | 18.5 | 18.5 | 5 |
| AWG conductor | AWG | 28-12 | | |
| **General data** | | | | |
| Type of insulation material | | PBT | | |
| Flammability class UL 94 | | V-0 | | |
| Contact base material | | Copper alloy | | |
| Material of contact surface | | tinned | | |
| Pin dimensions = d | mm | | | |
| Solder eyelet Ø = D | mm | | | |
| Solder eyelet Ø tolerance | mm | | | |

## Accessories

**Note:** Refer to the Accessories chapter for additional accessories.

| Coding | | Order No. |
|---|---|---|
|  | BLZ/SL KO OR | **1573010000** |
| | BLZ/SL KO SW | **1545710000** |
| **Screwdriver** | | |
|  | SD 0,6x3,5x100 | **9008330000** |
| | SDI 0,6x3,5x100 | **9008390000** |

## Ordering data

**Solder pin length**

**Colour** **black**

**Pitch 7.62 mm**

| Pol. | L1 | (inch) | Qty. | Order No. |
|---|---|---|---|---|
| 2 | 7.62 | 0.300 | 50 | **1173490000** |
| 3 | 15.24 | 0.600 | 50 | **1173500000** |
| 4 | 22.86 | 0.900 | 50 | **1173520000** |

**Representative derating curve**

BLZ 7.62HP/../180 - SL 7.62HP/../90

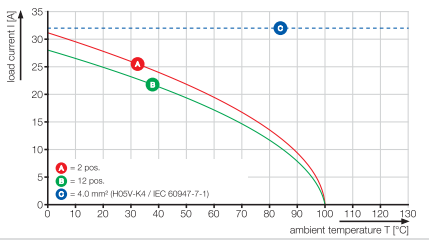




«ЭЛЕКТРО-ПРОФИ» - http://www.ep.ru

## BLZ 7.62IT/../180MF3



**Dimensioned drawing**

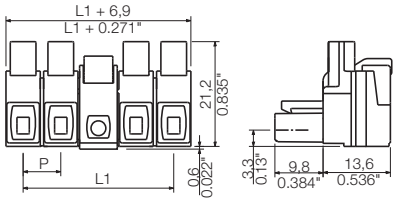


### Ordering data

| Solder pin length | | | | |
|---|---|---|---|---|
| Colour | | | | black |
| **Pitch 7.62 mm** | | | | |
| **Pol.** | L1 | (inch) | **Qty.** | **Order No.** |
| 3 | 15.24 | 0.600 | 50 | **1173510000** |

## BLZ 7.62IT/../180MF4



**Dimensioned drawing**

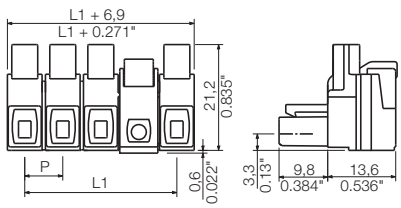


### Ordering data

| Solder pin length | | | | |
|---|---|---|---|---|
| Colour | | | | black |
| **Pitch 7.62 mm** | | | | |
| **Pol.** | L1 | (inch) | **Qty.** | **Order No.** |
| 4 | 22.86 | 0.900 | 50 | **1173530000** |

**Additional derating curves**

BLZ 7.62HP/../180 - SL 7.62HP/../90

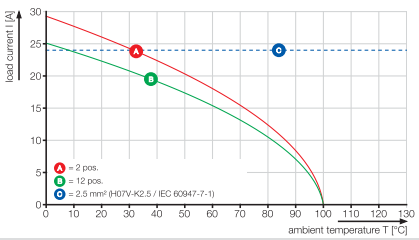




«ЭЛЕКТРО-ПРОФИ» - http://www.ep.ru

# Connectors for IT systems in 7.62 mm pitch
# Series BV/SV 7.62 IT – wire connection up to 6 mm²

## SV 7.62IT/../90MF



Male header in 90° outlet direction with a leading PE contact for IT networks. UL approval according to UL840 for 600 V. Used together with a BVZ 7.62 IT female plug. It complies with the expanded requirements for 5.5 mm of touch protection (400 V relative to earth), according to IEC 61800-5-1. When no female plug is present, the mating profile ensures at least 1 mm of finger protection with a test finger pressure of 20 N.

The middle solder flange interlock feature decreases the space required by one pole when compared to other solutions.

Available on request with screw flange mounting block or without flange.

## Product data

IEC: 1000 V / 41 A
UL: 300 V / 35 A

**For additional articles and information, refer to catalog.weidmueller.com**

**Note:**
- Additional colours on request
- Rated current related to rated cross-section and min. No. of poles.
- P on drg. = pitch
- Rated data refer only to the component itself. Clearance and creepage distances to other components are to be designed in accordance with the relevant application standards.

## SV 7.62IT/../90MF2



**Dimensioned drawing**

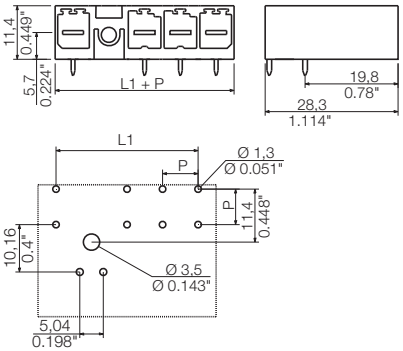


## Technical data

| In compliance with IEC 60664-1 / IEC 61984 | | | | |
|---|---|---|---|---|
| Clamping range, max. | mm² | | | |
| **Solid core H05(07) V-U** | **mm²** | | | |
| Stranded H07 V-R | | | | |
| Flexible H05(07) V-K | mm² | | | |
| Flexible with ferrule | mm² | | | |
| Ferrule with plastic collar | mm² | | | |
| Stripping length | mm | | | |
| Screwdriver blade | mm | | | |
| According to norm | | | | |
| Tightening torque range | Nm | | | |
| **Rated current, max.** | **A** | **41** | | **41** |
| At ambient temperature | | 20°C | | 40°C |
| For conductor cross-section | mm² | | | |
| Overvoltage category | | III | III | II |
| Pollution severity | | 3 | 2 | 2 |
| **Rated voltage** | **V** | **630** | **630** | **1000** |
| Rated impulse voltage | kV | 6 | 6 | 6 |
| **UL / CUL (Use Group)** | | **B** | **C** | **D** |
| **Rated voltage** | **V** | **300** | **300** | **600** |
| **Rated current** | **A** | **35** | **35** | **5** |
| **AWG conductor** | **AWG** | | **-** | |
| **CSA (Use Group)** | | **B** | **C** | **D** |
| Rated voltage | V | 300 | 300 | 600 |
| Rated current | A | 35 | 35 | 5 |
| AWG conductor | AWG | | - | |
| **General data** | | | | |
| Type of insulation material | | PA GF | | |
| Flammability class UL 94 | | V-0 | | |
| Contact base material | | Copper alloy | | |
| Material of contact surface | | tinned | | |
| Pin dimensions = d | mm | 0.8 x 1.0 | | |
| Solder eyelet Ø = D | mm | 1.3 | | |
| Solder eyelet Ø tolerance | mm | + 0,1 | | |

## Accessories

**Note:** Refer to the Accessories chapter for additional accessories.

| Coding | | Order No. |
|---|---|---|
|  | BV/SV 7.62HP KO | **1937590000** |
| | | |
| | | |
| **Mounting foot** | | |
| | BV/SV7.62HP MOFU GR | **1937600000** |

## Ordering data

| Solder pin length | | | | 3.5 mm |
|---|---|---|---|---|
| Colour | | | | black |
| **Pitch** | **7.62 mm** | | | |
| **Pol.** | L1 | (inch) | **Qty.** | **Order No.** |
| 2 | 15.24 | 0.600 | 78 | **1156540000** |
| 3 | 22.86 | 0.900 | 60 | **1156550000** |
| 4 | 30.48 | 1.200 | 48 | **1156580000** |



«ЭЛЕКТРО-ПРОФИ» - http://www.ep.ru

## SV 7.62IT/../90MF3



**Dimensioned drawing**

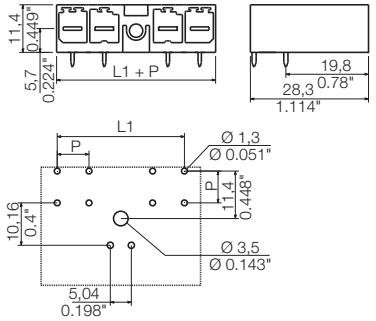


### Ordering data

| Solder pin length | | | | 3.5 mm |
|---|---|---|---|---|
| Colour | | | | black |
| **Pitch 7.62 mm** | | | | |
| **Pol.** | L1 | (inch) | **Qty.** | **Order No.** |
| 3 | 22.86 | 0.900 | 60 | **1156570000** |

## SV 7.62IT/../90MF4



**Dimensioned drawing**

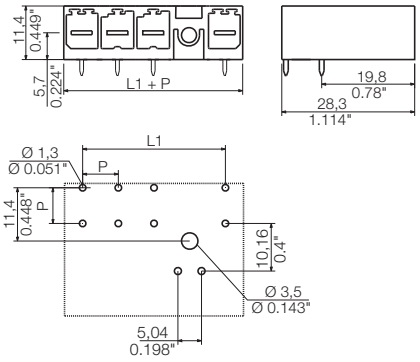


### Ordering data

| Solder pin length | | | | 3.5 mm |
|---|---|---|---|---|
| Colour | | | | black |
| **Pitch 7.62 mm** | | | | |
| **Pol.** | L1 | (inch) | **Qty.** | **Order No.** |
| 4 | 30.48 | 1.200 | 48 | **1156590000** |



«ЭЛЕКТРО-ПРОФИ» - http://www.ep.ru

# Connectors for IT systems in 7.62 mm pitch
# Series BV/SV 7.62 IT – wire connection up to 6 mm²

## SV 7.62IT/../270MF



Male header in 270° outlet direction with a leading PE contact for IT networks. UL approval according to UL840 for 600 V. Used together with a BLZ 7.62 IT female plug. It complies with the expanded requirements for 5.5 mm of touch protection (400 V relative to earth), according to IEC 61800-5-1. When no female header is present, the mating profile ensures at least 1 mm of finger protection with a test finger pressure of 20 N.

The middle solder flange interlock feature decreases the space required by one pole when compared to other solutions.

Available on request with screw flange mounting block or without flange.

## Product data

IEC: 1000 V / 41 A
UL: 300 V / 35 A

**For additional articles and information, refer to catalog.weidmueller.com**

**Note:**

- Additional colours on request
- Rated current related to rated cross-section and min. No. of poles.
- P on drg. = pitch
- Rated data refer only to the component itself. Clearance and creepage distances to other components are to be designed in accordance with the relevant application standards.

## SV 7.62IT/../270MF2



**Dimensioned drawing**

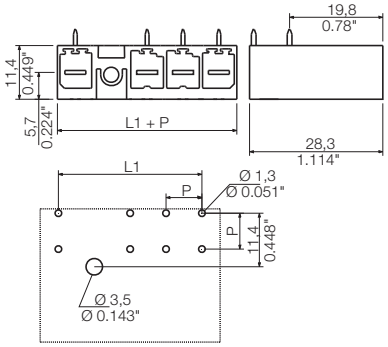


## Technical data

| In compliance with IEC 60664-1 / IEC 61984 | | | | |
|---|---|---|---|---|
| Clamping range, max. | mm² | | | |
| **Solid core H05(07) V-U** | **mm²** | | | |
| Stranded H07 V-R | | | | |
| Flexible H05(07) V-K | mm² | | | |
| Flexible with ferrule | mm² | | | |
| Ferrule with plastic collar | mm² | | | |
| Stripping length | mm | | | |
| Screwdriver blade | mm | | | |
| According to norm | | | | |
| Tightening torque range | Nm | | | |
| **Rated current, max.** | **A** | **41** | | **41** |
| At ambient temperature | | 20°C | | 40°C |
| For conductor cross-section | mm² | | | |
| Overvoltage category | | III | III | II |
| Pollution severity | | 3 | 2 | 2 |
| **Rated voltage** | **V** | **630** | **630** | **1000** |
| Rated impulse voltage | kV | 6 | 6 | 6 |
| **UL / CUL (Use Group)** | | **B** | **C** | **D** |
| **Rated voltage** | **V** | **300** | **300** | **600** |
| **Rated current** | **A** | **35** | **35** | **5** |
| **AWG conductor** | **AWG** | | **-** | |
| **CSA (Use Group)** | | **B** | **C** | **D** |
| Rated voltage | V | 300 | 300 | 600 |
| Rated current | A | 35 | 35 | 5 |
| AWG conductor | AWG | | - | |
| **General data** | | | | |
| Type of insulation material | | PA GF | | |
| Flammability class UL 94 | | V-0 | | |
| Contact base material | | Copper alloy | | |
| Material of contact surface | | tinned | | |
| Pin dimensions = d | mm | 0.8 x 1.0 | | |
| Solder eyelet Ø = D | mm | 1.3 | | |
| Solder eyelet Ø tolerance | mm | + 0,1 | | |

## Accessories

**Note:** Refer to the Accessories chapter for additional accessories.

| Coding | | Order No. |
|---|---|---|
|  | BV/SV 7.62HP KO | **1937590000** |
| | | |
| | | |
| **Mounting foot** | | |
| | BV/SV7.62HP MOFU GR | **1937600000** |

## Ordering data

| Solder pin length | | | | 3.5 mm |
|---|---|---|---|---|
| Colour | | | | black |
| **Pitch** | **7.62 mm** | | | |
| **Pol.** | L1 | (inch) | **Qty.** | **Order No.** |
| 2 | 15.24 | 0.600 | 50 | **1156490000** |
| 3 | 22.86 | 0.900 | 50 | **1156500000** |
| 4 | 30.48 | 1.200 | 50 | **1156520000** |



«ЭЛЕКТРО-ПРОФИ» - http://www.ep.ru

## SV 7.62IT/../270MF3



Dimensioned drawing

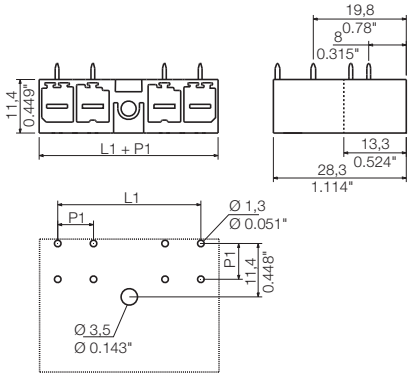


### Ordering data

| Solder pin length | | | | 3.5 mm |
|---|---|---|---|---|
| Colour | | | | black |
| **Pitch 7.62 mm** | | | | |
| **Pol.** | L1 | (inch) | **Qty.** | **Order No.** |
| 3 | 22.86 | 0.900 | 50 | **1156510000** |

## SV 7.62IT/../270MF4



Dimensioned drawing

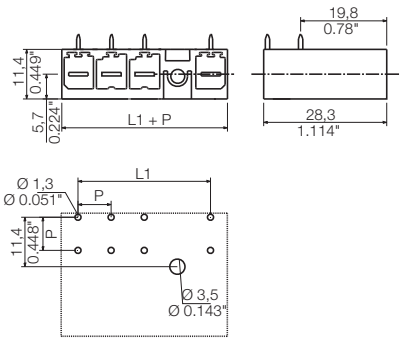


### Ordering data

| Solder pin length | | | | 3.5 mm |
|---|---|---|---|---|
| Colour | | | | black |
| **Pitch 7.62 mm** | | | | |
| **Pol.** | L1 | (inch) | **Qty.** | **Order No.** |
| 4 | 30.48 | 1.200 | 50 | **1156530000** |



«ЭЛЕКТРО-ПРОФИ» - http://www.ep.ru

# Connectors for IT systems in 7.62 mm pitch
# Series BV/SV 7.62 IT – wire connection up to 6 mm²

## BVZ 7.62IT/../180MF



Female plug in 180° outlet direction for IT networks. Fulfils the requirements of UL1059 for 600 V Use Group C. With leading PE contact when used with SV 7.62IT male header. Fulfils the expanded requirements for 5.5 mm of touch protection (400 V relative to earth), according to IEC 61800-5-1.

The middle flange interlocks automatically and is optionally available with screw connection. It decreases the space required by one pole when compared to other solutions.

Available optionally without middle flange interlock.

## Product data

IEC: 1000 V / 41 / 0.2 - 6 mm²
UL: 600 V / 35 A / AWG 24 - 10

**For additional articles and information, refer to catalog.weidmueller.com**

**Note:**

- Additional colours on request
- Rated current related to rated cross-section and min. No. of poles.
- Wire end ferrule without plastic collar to DIN 46228/1
- Wire end ferrule with plastic collar to DIN 46228/4
- P on drg. = pitch
- Rated data refer only to the component itself. Clearance and creepage distances to other components are to be designed in accordance with the relevant application standards.

## BVZ 7.62IT/../180MF2



**Dimensioned drawing**

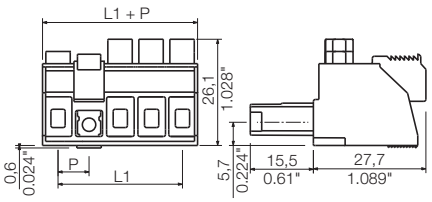


## Technical data

| In compliance with IEC 60664-1 / IEC 61984 | | | | |
|---|---|---|---|---|
| Clamping range, max. | mm² | 0.2...6 | | |
| **Solid core H05(07) V-U** | **mm²** | **0.2...6** | | |
| Stranded H07 V-R | | | | |
| Flexible H05(07) V-K | mm² | 0.5...6 | | |
| Flexible with ferrule | mm² | 0.25...6 | | |
| Ferrule with plastic collar | mm² | 0.25...6 | | |
| Stripping length | mm | 12 | | |
| Screwdriver blade | mm | 0.8 x 4.5 | | |
| According to norm | | DIN 5264-A | | |
| Tightening torque range | Nm | 0.5...0.6 | | |
| **Rated current, max.** | **A** | **41** | | **41** |
| At ambient temperature | | 20°C | | 40°C |
| For conductor cross-section | mm² | 6 | | |
| Overvoltage category | | III | III | II |
| Pollution severity | | 3 | 2 | 2 |
| **Rated voltage** | **V** | **800** | **1000** | **1000** |
| Rated impulse voltage | kV | 8 | 8 | 6 |
| **UL / CUL (Use Group)** | | **B** | **C** | **D** |
| **Rated voltage** | **V** | **600** | **600** | **600** |
| **Rated current** | **A** | **35** | **35** | **5** |
| **AWG conductor** | **AWG** | **24-10** | | |
| **CSA (Use Group)** | | **B** | **C** | **D** |
| Rated voltage | V | 600 | 600 | 600 |
| Rated current | A | 35 | 35 | 5 |
| AWG conductor | AWG | 24-10 | | |
| **General data** | | | | |
| Type of insulation material | | PA GF | | |
| Flammability class UL 94 | | V-0 | | |
| Contact base material | | Copper alloy | | |
| Material of contact surface | | tinned | | |
| Pin dimensions = d | mm | | | |
| Solder eyelet Ø = D | mm | | | |
| Solder eyelet Ø tolerance | mm | | | |

## Accessories

**Note:** Refer to the Accessories chapter for additional accessories.

| Coding | | Order No. |
|---|---|---|
|  | BV/SV 7.62HP KO | **1937590000** |
| | | |
| **Strain relief** | | |
|  | BV/SV 7.62HP/02 ZE GR | **1937550000** |
| | BV/SV 7.62HP/04 ZE GR | **1937560000** |
| | | |
| **Screwdriver** | | |
|  | SD 0,8x4,5x125 | **9009020000** |
| | | |
| | | |
| **Crosshead screwdriver** | | |
|  | SDK PH1 | **9008480000** |
| | | |
| | | |

## Ordering data

**Solder pin length**

**Colour** **black**

**Pitch 7.62 mm**

| Pol. | L1 | (inch) | Qty. | Order No. |
|---|---|---|---|---|
| 2 | 7.62 | 0.300 | 50 | **1156710000** |
| 3 | 15.24 | 0.600 | 50 | **1156720000** |
| 4 | 22.86 | 0.900 | 50 | **1156740000** |

**Representative derating curve**

BVZ 7.62HP/../180 - SV 7.62HP/../180

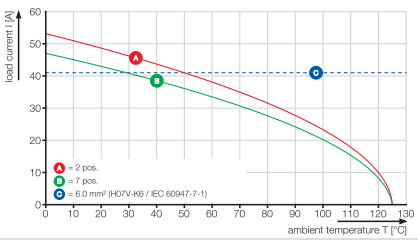




«ЭЛЕКТРО-ПРОФИ» - http://www.ep.ru

## BVZ 7.62IT/../180MF3



**Dimensioned drawing**

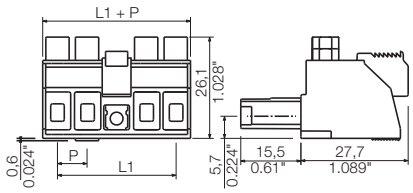


### Ordering data

| Solder pin length | | | | |
|---|---|---|---|---|
| Colour | | | | black |
| **Pitch** | **7.62 mm** | | | |
| **Pol.** | L1 | (inch) | **Qty.** | **Order No.** |
| 3 | 15.24 | 0.600 | 50 | **1156730000** |

## BVZ 7.62IT/../180MF4



**Dimensioned drawing**

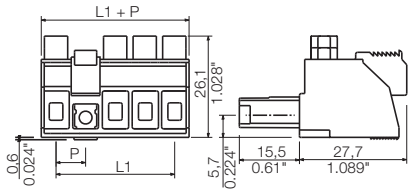


### Ordering data

| Solder pin length | | | | |
|---|---|---|---|---|
| Colour | | | | black |
| **Pitch** | **7.62 mm** | | | |
| **Pol.** | L1 | (inch) | **Qty.** | **Order No.** |
| 4 | 22.86 | 0.900 | 50 | **1156750000** |

**Additional derating curves**

BVZ 7.62HP/../180 - SV 7.62HP/../180

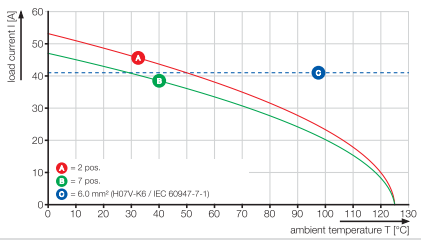




«ЭЛЕКТРО-ПРОФИ» - http://www.ep.ru

# Connectors for IT systems in 10.16 mm pitch
# Series BU/SU 10.16 IT – connects up to 16 mm²

## SU 10.16IT/../90MF



Male header in 90 ° outlet direction with a leading PE contact for IT networks. UL approval according to UL840 for 600 V. Used together with a BUZ 10.16 IT female plug. It complies with the expanded requirements for 5.5 mm of touch protection (400 V relative to earth), according to IEC 61800-5-1. When no female plug is present, the mating profile ensures at least 1 mm of finger protection with a test finger pressure of 20 N.

The middle flange interlock feature decreases the space required by one pole when compared to other solutions.

Available on request with screw flange mounting block or without flange.

## Product data

IEC: 1000 V / 76
UL: 300 V / 54 A

**For additional articles and information, refer to catalog.weidmueller.com**

**Note:**
- Additional colours on request
- Rated current related to rated cross-section and min. No. of poles.
- P on drg. = pitch
- Rated data refer only to the component itself. Clearance and creepage distances to other components are to be designed in accordance with the relevant application standards.

## SU 10.16IT/../90MF2



**Dimensioned drawing**

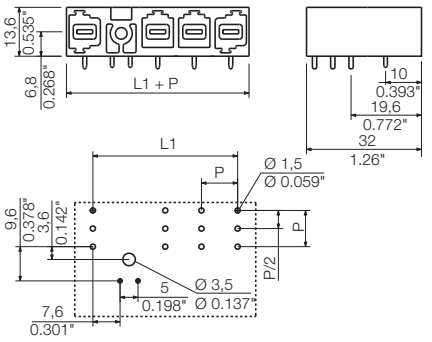


## Technical data

| | | | | |
|---|---|---|---|---|
| **In compliance with IEC 60664-1 / IEC 61984** | | | | |
| Clamping range, max. | mm² | | | |
| **Solid core H05(07) V-U** | **mm²** | | | |
| Stranded H07 V-R | | | | |
| Flexible H05(07) V-K | mm² | | | |
| Flexible with ferrule | mm² | | | |
| Ferrule with plastic collar | mm² | | | |
| Stripping length | mm | | | |
| Screwdriver blade | mm | | | |
| According to norm | | | | |
| Tightening torque range | Nm | | | |
| **Rated current, max.** | **A** | **76** | | **72** |
| At ambient temperature | | 20°C | | 40°C |
| For conductor cross-section | mm² | | | |
| Overvoltage category | | III | III | II |
| Pollution severity | | 3 | 2 | 2 |
| **Rated voltage** | **V** | **690** | **1000** | **1000** |
| Rated impulse voltage | kV | 8 | 8 | 6 |
| **UL / CUL (Use Group)** | | **B** | **C** | **D** |
| **Rated voltage** | **V** | **300** | **300** | **600** |
| **Rated current** | **A** | **54** | **54** | **5** |
| **AWG conductor** | **AWG** | | **-** | |
| **CSA (Use Group)** | | **B** | **C** | **D** |
| Rated voltage | V | 300 | 300 | 600 |
| Rated current | A | 54 | 54 | 5 |
| AWG conductor | AWG | | - | |
| **General data** | | | | |
| Type of insulation material | | PBT GF | | |
| Flammability class UL 94 | | V-0 | | |
| Contact base material | | Copper alloy | | |
| Material of contact surface | | tinned | | |
| Pin dimensions = d | mm | 1.2 x 1.1 | | |
| Solder eyelet Ø = D | mm | 1.6 | | |
| Solder eyelet Ø tolerance | mm | + 0,1 | | |

## Accessories

**Note:** Refer to the Accessories chapter for additional accessories.

| Coding | | Order No. |
|---|---|---|
|  | KO BV/SV7.62 | **1824410000** |

## Ordering data

| | | | | |
|---|---|---|---|---|
| **Solder pin length** | | | | **3.5 mm** |
| **Colour** | | | | **black** |
| **Pitch** | **10.16 mm** | | | |
| **Pol.** | L1 | (inch) | **Qty.** | **Order No.** |
| 2 | 20.32 | 0.800 | 60 | **1156650000** |
| 3 | 30.48 | 1.200 | 42 | **1156670000** |
| 4 | 40.64 | 1.600 | 36 | **1156690000** |



«ЭЛЕКТРО-ПРОФИ» - http://www.ep.ru

## SU 10.16IT/../90MF3



Dimensioned drawing

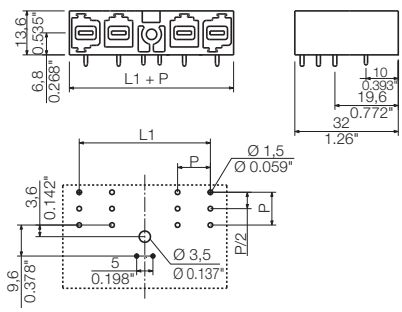


### Ordering data

| Solder pin length | | | | 3.5 mm |
|---|---|---|---|---|
| Colour | | | | black |
| **Pitch** | **10.16 mm** | | | |
| **Pol.** | L1 | (inch) | **Qty.** | **Order No.** |
| 3 | 30.48 | 1.200 | 42 | **1156680000** |

## SU 10.16IT/../90MF4



Dimensioned drawing

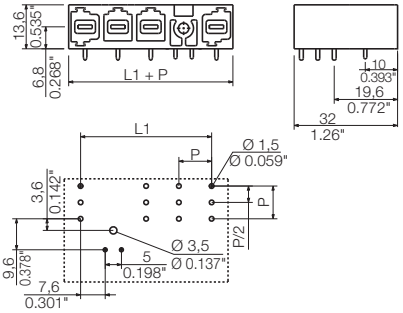


### Ordering data

| Solder pin length | | | | 3.5 mm |
|---|---|---|---|---|
| Colour | | | | black |
| **Pitch** | **10.16 mm** | | | |
| **Pol.** | L1 | (inch) | **Qty.** | **Order No.** |
| 4 | 40.64 | 1.600 | 36 | **1156700000** |



«ЭЛЕКТРО-ПРОФИ» - http://www.ep.ru

# Connectors for IT systems in 10.16 mm pitch
# Series BU/SU 10.16 IT – connects up to 16 mm²

## SU 10.16IT/../270MF



Male header in 270° outlet direction with a leading PE contact for IT networks. UL approval according to UL840 for 600 V. Used together with a BUZ 10.16 IT female plug. It complies with the expanded requirements for 5.5 mm of touch protection (400 V relative to earth), according to IEC 61800-5-1. When no female plug is present, the mating profile ensures at least 1 mm of finger protection with a test finger pressure of 20 N.

The middle flange interlock feature decreases the space required by one pole when compared to other solutions.

Available on request with screw flange mounting block or without flange.

## Product data

IEC: 1000 V / 76
UL: 300 V / 54 A

**For additional articles and information, refer to catalog.weidmueller.com**

**Note:**

- Additional colours on request
- Rated current related to rated cross-section and min. No. of poles.
- P on drg. = pitch
- Rated data refer only to the component itself. Clearance and creepage distances to other components are to be designed in accordance with the relevant application standards.

## SU 10.16IT/../270MF2



**Dimensioned drawing**

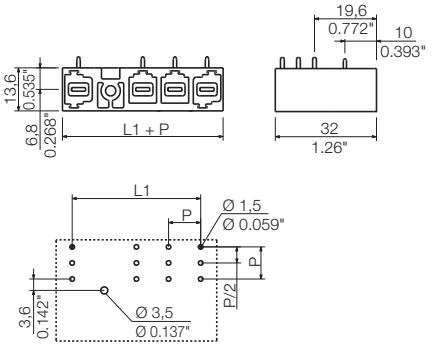


## Technical data

| In compliance with IEC 60664-1 / IEC 61984 | | | | |
|---|---|---|---|---|
| Clamping range, max. | mm² | | | |
| **Solid core H05(07) V-U** | **mm²** | | | |
| Stranded H07 V-R | | | | |
| Flexible H05(07) V-K | mm² | | | |
| Flexible with ferrule | mm² | | | |
| Ferrule with plastic collar | mm² | | | |
| Stripping length | mm | | | |
| Screwdriver blade | mm | | | |
| According to norm | | | | |
| Tightening torque range | Nm | | | |
| **Rated current, max.** | **A** | **76** | | **72** |
| At ambient temperature | | 20°C | | 40°C |
| For conductor cross-section | mm² | | | |
| Overvoltage category | | III | III | II |
| Pollution severity | | 3 | 2 | 2 |
| **Rated voltage** | **V** | **690** | **1000** | **1000** |
| Rated impulse voltage | kV | 8 | 8 | 6 |
| **UL / CUL (Use Group)** | | **B** | **C** | **D** |
| **Rated voltage** | **V** | **300** | **300** | **600** |
| **Rated current** | **A** | **54** | **54** | **5** |
| **AWG conductor** | **AWG** | | **-** | |
| **CSA (Use Group)** | | **B** | **C** | **D** |
| Rated voltage | V | 300 | 300 | 600 |
| Rated current | A | 54 | 54 | 5 |
| AWG conductor | AWG | | - | |
| **General data** | | | | |
| Type of insulation material | | PBT GF | | |
| Flammability class UL 94 | | V-0 | | |
| Contact base material | | Copper alloy | | |
| Material of contact surface | | tinned | | |
| Pin dimensions = d | mm | 1.2 x 1.1 | | |
| Solder eyelet Ø = D | mm | 1.6 | | |
| Solder eyelet Ø tolerance | mm | + 0,1 | | |

## Accessories

**Note:** Refer to the Accessories chapter for additional accessories.

| Coding | | Order No. |
|---|---|---|
|  | KO BV/SV7.62 | **1824410000** |

## Ordering data

| Solder pin length | | | | 3.5 mm |
|---|---|---|---|---|
| Colour | | | | black |
| **Pitch** | **10.16 mm** | | | |
| **Pol.** | L1 | (inch) | **Qty.** | **Order No.** |
| 2 | 20.32 | 0.800 | 50 | **1157310000** |
| 3 | 30.48 | 1.200 | 50 | **1157320000** |
| 4 | 40.64 | 1.600 | 50 | **1157340000** |



«ЭЛЕКТРО-ПРОФИ» - http://www.ep.ru

## SU 10.16IT/../270MF3



**Dimensioned drawing**

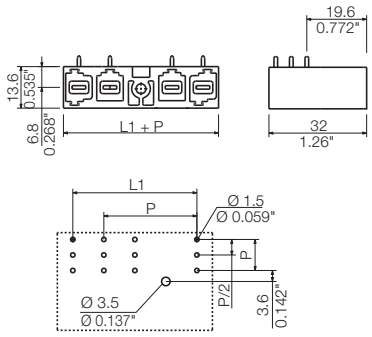


### Ordering data

| Solder pin length | | | | 3.5 mm |
|---|---|---|---|---|
| Colour | | | | black |
| **Pitch** | **10.16 mm** | | | |
| **Pol.** | L1 | (inch) | **Qty.** | **Order No.** |
| 3 | 30.48 | 1.200 | 50 | **1157330000** |

## SU 10.16IT/../270MF4



**Dimensioned drawing**

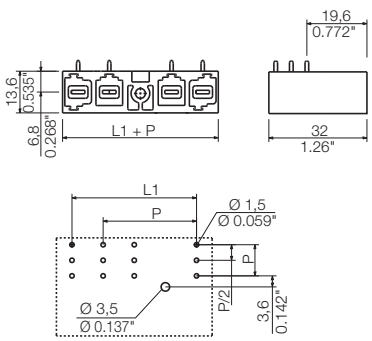


### Ordering data

| Solder pin length | | | | 3.5 mm |
|---|---|---|---|---|
| Colour | | | | black |
| **Pitch** | **10.16 mm** | | | |
| **Pol.** | L1 | (inch) | **Qty.** | **Order No.** |
| 4 | 40.64 | 1.600 | 50 | **1157350000** |



«ЭЛЕКТРО-ПРОФИ» - http://www.ep.ru

# Connectors for IT systems in 10.16 mm pitch
# Series BU/SU 10.16 IT – connects up to 16 mm²

## BUZ 10.16IT/../180MF



Female plug in 180° outlet direction for IT networks. Fulfils the requirements of UL1059 for 600 V Use Group C. With leading PE contact when used with SU 10.16IT male header. Fulfils the expanded requirements for 5.5 mm of touch protection (400 V relative to earth), according to IEC 61800-5-1.

The middle flange interlocks automatically and is optionally available with screw connection. It decreases the space required by one pole when compared to other solutions.

Available optionally without middle flange interlock.

## Product data

IEC: 1000 V / 78 A / 0.2 - 16 mm²
UL: 300 V / 54 A / AWG 22 - 6

**For additional articles and information, refer to catalog.weidmueller.com**

**Note:**

- Additional colours on request
- Rated current related to rated cross-section and min. No. of poles.
- Wire end ferrule without plastic collar to DIN 46228/1
- Wire end ferrule with plastic collar to DIN 46228/4
- P on drg. = pitch
- Rated data refer only to the component itself. Clearance and creepage distances to other components are to be designed in accordance with the relevant application standards.

## BUZ 10.16IT/../180MF2



**Dimensioned drawing**

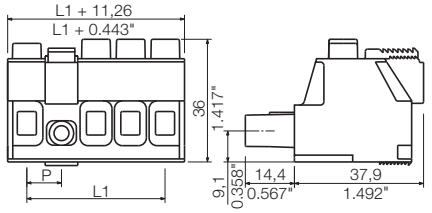


## Technical data

| In compliance with IEC 60664-1 / IEC 61984 | | | | |
|---|---|---|---|---|
| Clamping range, max. | mm² | 0.2...16 | | |
| **Solid core H05(07) V-U** | **mm²** | **0.2...16** | | |
| Stranded H07 V-R | | 6...16 | | |
| Flexible H05(07) V-K | mm² | 0.5...16 | | |
| Flexible with ferrule | mm² | 0.25...16 | | |
| Ferrule with plastic collar | mm² | 0.25...10 | | |
| Stripping length | mm | 12 | | |
| Screwdriver blade | mm | 1.0 x 5.5 | | |
| According to norm | | DIN 5264 | | |
| Tightening torque range | Nm | 1.2...1.5 | | |
| **Rated current, max.** | **A** | **78** | | **72** |
| At ambient temperature | | 20°C | | 40°C |
| For conductor cross-section | mm² | 16 | | |
| Overvoltage category | | III | III | II |
| Pollution severity | | 3 | 2 | 2 |
| **Rated voltage** | **V** | **1000** | **1000** | **1000** |
| Rated impulse voltage | kV | 8 | 8 | 6 |
| **UL / CUL (Use Group)** | | **B** | **C** | **D** |
| **Rated voltage** | **V** | **300** | **600** | **600** |
| **Rated current** | **A** | **54** | **54** | **5** |
| **AWG conductor** | **AWG** | **22-6** | | |
| **CSA (Use Group)** | | **B** | **C** | **D** |
| Rated voltage | V | 300 | 600 | 600 |
| Rated current | A | 54 | 54 | 5 |
| AWG conductor | AWG | 22-6 | | |
| **General data** | | | | |
| Type of insulation material | | PA GF | | |
| Flammability class UL 94 | | V-0 | | |
| Contact base material | | Copper alloy | | |
| Material of contact surface | | tinned | | |
| Pin dimensions = d | mm | | | |
| Solder eyelet Ø = D | mm | | | |
| Solder eyelet Ø tolerance | mm | | | |

## Accessories

**Note:** Refer to the Accessories chapter for additional accessories.

| Coding | | Order No. |
|---|---|---|
|  | KO BV/SV7.62 | **1824410000** |
| **Screwdriver** | | |
|  | SDI 1,0x5,5x125 | **9008410000** |
| **Crosshead screwdriver** | | |
|  | SDIK PZ2 | **9008890000** |
| | SDK PZ2 | **9008540000** |

## Ordering data

**Solder pin length**

**Colour** **black**

**Pitch 10.16 mm**

| Pol. | L1 | (inch) | Qty. | Order No. |
|---|---|---|---|---|
| 2 | 10.16 | 0.400 | 50 | **1156600000** |
| 3 | 20.32 | 0.800 | 50 | **1156610000** |
| 4 | 30.48 | 1.200 | 50 | **1156630000** |

**Representative derating curve**

BUZ 10.16HP/../180 - SU 10.16HP/../90

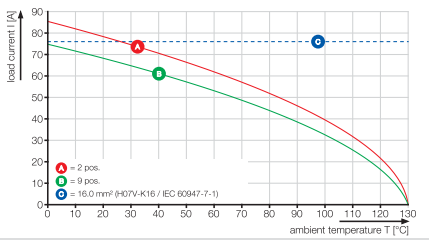




«ЭЛЕКТРО-ПРОФИ» - http://www.ep.ru

## BUZ 10.16IT/../180MF3



**Dimensioned drawing**

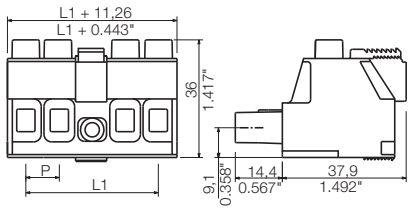


### Ordering data

| Solder pin length | | | | |
|---|---|---|---|---|
| Colour | | | | black |
| **Pitch** | **10.16 mm** | | | |
| **Pol.** | L1 | (inch) | **Qty.** | **Order No.** |
| 3 | 20.32 | 0.800 | 50 | **1156620000** |

## BUZ 10.16IT/../180MF4



**Dimensioned drawing**

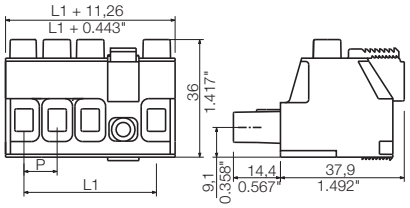


### Ordering data

| Solder pin length | | | | |
|---|---|---|---|---|
| Colour | | | | black |
| **Pitch** | **10.16 mm** | | | |
| **Pol.** | L1 | (inch) | **Qty.** | **Order No.** |
| 4 | 30.48 | 1.200 | 50 | **1156640000** |

**Additional derating curves**

BUZ 10.16HP/../180 - SU 10.16HP/../180

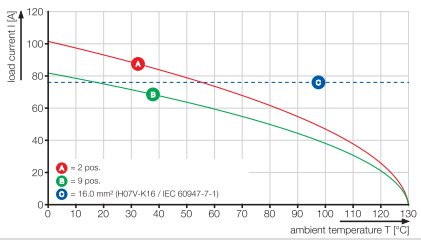




«ЭЛЕКТРО-ПРОФИ» - http://www.ep.ru

# OMNIMATE Power BL/SL 7.62HP – the 12 kVA power class Custom-fit solutions for compact devices

**Compact power for more safety and efficiency: The compact class in the OMNIMATE Power BL/SL 7.62HP power connector series integrates previously-conflicting market requirements to provide a custom-fit solution for drive applications.**

This closes the gap between increasing miniaturisation and unlimited 600-V UL approval. The system extension to the 12 kVA power class enables a touch-safe, inverted motor connection with one-handed safety interlock. The PUSH IN connection system also provides a quick and reliable wire connection. Double-sided touch protection guarantees full protection even with inverse voltages. Thus even OMNIMATE Power's compact class is qualified for use with the DC link bus.





**Compact safety**

No additional measures required for DC links or inverse voltage: the inverted versions have finger-safe male header and female header even when not plugged in.



**Compact reliability**

Maintenance-free and vibration-proof connections: quick and simple PUSH IN connections, or the self-fastening Weidmüller steel clamp with plus/minus screw and WIRE GUARD.



«ЭЛЕКТРО-ПРОФИ» - http://www.ep.ru






### Compact integration

No compromises during design and approval: compact and standard-compliant with additional + 3.0 mm finger safety, according to IEC 61800-5-1, and increased creepage and clearance distances according to UL.

### Compact system power



An overview of OMNIMATE Power's 12 kVA class: The compact system with either standard or inverted mating profile, with screw or PUSH IN wire connection; optionally with lock & release lever, screw flange or one-handed safety interlock.

### Unrivalled current-carrying capacity



The highest load capacity in the 12 kVA compact class: with up to 29 A current-carrying capacity at 1.000 V (IEC) with a 4 mm² wire cross-section or 18.5 A at 600 V according to UL.

### Individualised configuration




Standard + Services = custom design with simple configuration across the entire range of services: features include colour coding, application-oriented labelling and custom modifications or design. More information can be found in the "Services & Support" brochure (order number 1077670000) or at www.galaxy.weidmueller.com



«ЭЛЕКТРО-ПРОФИ» - http://www.ep.ru

# Connectors in 7.62 mm pitch - Series BL/SL 7.62 - connects up to 4 mm²
## Quick selection

= Wire to board
= Board to board
= Wire to wire
= Board to wire



**Orientation**

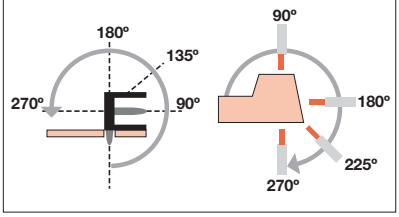


**Male header**

**Solder connection**



| | | | Type | | | SL | SL |
|---|---|---|---|---|---|---|---|
| | | | | Orientation | | 90° | 180° |
| | | | | Flange options | | G/F/LF | G/F/LF |
| | | | | | Page | F.28 | F.30 |
| Female plug | Screw Clamping yoke |  | **BLZ** | 180° | (G)/LR | F.36 | ● | ● |
| Female plug | Spring PUSH IN |  | **BLF** | 180° | (G)/F/LR | F.38 | ● | ● |
| Female header | Solder connection |  | **BLL** | 90° | (G)/F/LF | F.40 | | |
| | |  | **BLL** | 180° | (G)/F/LF | F.42 | | |

**Female plug and header:**
**(G)** = Closed (without flange)
**F** = Screw flange with screw
**LR** = Lock & Release lever

**Male header and plug:**
**G** = Closed (without flange)
**F** = Screw flange with nut
**LF** = Solder flange with nut



«ЭЛЕКТРО-ПРОФИ» - http://www.ep.ru

| | Female plug | |
|---|---|---|
| | Screw Clamping yokel | Spring PUSH IN |
| |  |  |
| | SLZ | SLF |
| | 180° | 180° |
| | G/F/LR | G/F/LR |
| | F.32 | F.34 |
| | | |
| | | |
| | ● | ● |
| | ● | ● |



«ЭЛЕКТРО-ПРОФИ» - http://www.ep.ru

# Connectors in 7.62 mm pitch
# Series BL/SL 7.62 – connects up to 4 mm²

## SL 7.62HP/../90



Male header in 90° outlet direction. The compact and efficient solution for UL-600 V applications in the lower power range meets in conjunction with a female plug, the 600 V requirements for UL508 / UL840 and the increased need for touch-safe protection according to IEC 68100-5-1.

- Available with screw flange (F) and a solder flange (SF).

## Product data

IEC: 630 V / 26 A
UL: 300 V / 20 A

**For additional articles and information, refer to catalog.weidmueller.com**

**Note:**

- Additional colours on request
- Gold-plated contact surfaces on request
- Rated current related to rated cross-section and min. No. of poles.
- P on drg. = pitch
- Rated data refer only to the component itself. Clearance and creepage distances to other components are to be designed in accordance with the relevant application standards.

## SL 7.62HP/../90G



**Dimensioned drawing**

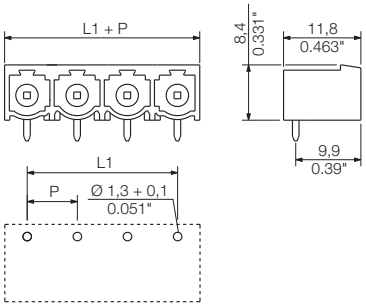


## Technical data

| In compliance with IEC 60664-1 / IEC 61984 | | | | |
|---|---|---|---|---|
| Clamping range, max. | mm² | | | |
| **Solid core H05(07) V-U** | **mm²** | | | |
| Stranded H07 V-R | | | | |
| Flexible H05(07) V-K | mm² | | | |
| Flexible with ferrule | mm² | | | |
| Ferrule with plastic collar | mm² | | | |
| Stripping length | mm | | | |
| Screwdriver blade | mm | | | |
| According to norm | | | | |
| Tightening torque range | Nm | | | |
| **Rated current, max.** | **A** | **29** | | **25** |
| At ambient temperature | | 20°C | | 40°C |
| For conductor cross-section | mm² | | | |
| Overvoltage category | | III | III | II |
| Pollution severity | | 3 | 2 | 2 |
| **Rated voltage** | **V** | **400** | **500** | **630** |
| Rated impulse voltage | kV | 6 | 6 | 6 |
| **UL / CUL (Use Group)** | | **B** | **C** | **D** |
| **Rated voltage** | **V** | **300** | **300** | **600** |
| **Rated current** | **A** | **20** | **20** | **5** |
| **AWG conductor** | **AWG** | | **-** | |
| **CSA (Use Group)** | | **B** | **C** | **D** |
| Rated voltage | V | 300 | 300 | 600 |
| Rated current | A | 20 | 20 | 5 |
| AWG conductor | AWG | | - | |
| **General data** | | | | |
| Type of insulation material | | | PBT | |
| Flammability class UL 94 | | | V-0 | |
| Contact base material | | | Copper alloy | |
| Material of contact surface | | | tinned | |
| Pin dimensions = d | mm | | 1.0 x 1.0 | |
| Solder eyelet Ø = D | mm | | 1.3 | |
| Solder eyelet Ø tolerance | mm | | + 0,1 | |

## Accessories

**Note:** Refer to the Accessories chapter for additional accessories.

| Coding | | Order No. |
|---|---|---|
|  | BLZ/SL KO OR | **1573010000** |
| | BLZ/SL KO SW | **1545710000** |

## Ordering data

| Solder pin length | | | | 3.2 mm |
|---|---|---|---|---|
| Colour | | | | black |
| **Pitch** | **7.62 mm** | | | |
| **Pol.** | L1 | (inch) | **Qty.** | **Order No.** |
| 2 | 7.62 | 0.300 | 100 | **1026760000** |
| 3 | 15.24 | 0.600 | 100 | **1026770000** |
| 4 | 22.86 | 0.900 | 100 | **1026780000** |
| 5 | 30.48 | 1.200 | 50 | **1026790000** |
| 6 | 38.10 | 1.500 | 50 | **1059490000** |
| 7 | 45.72 | 1.800 | 50 | **1059500000** |
| 8 | 53.34 | 2.100 | 50 | **1059510000** |
| 9 | 60.96 | 2.400 | 50 | **1059520000** |
| 10 | 68.58 | 2.700 | 50 | **1059530000** |
| 11 | 76.20 | 3.000 | 50 | **1059550000** |
| 12 | 83.82 | 3.300 | 50 | **1059570000** |



«ЭЛЕКТРО-ПРОФИ» - http://www.ep.ru

## SL 7.62HP/../90F



**Dimensioned drawing**

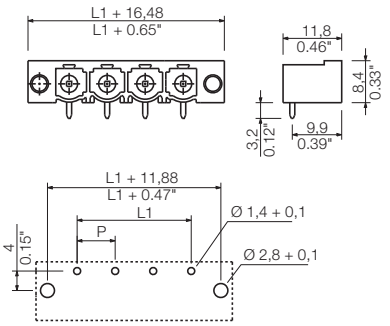


### Ordering data

| Solder pin length | | | | 3.2 mm |
|---|---|---|---|---|
| Colour | | | | black |
| **Pitch** | **7.62 mm** | | | |
| **Pol.** | L1 | (inch) | **Qty.** | **Order No.** |
| 2 | 7.62 | 0.300 | 100 | **1026850000** |
| 3 | 15.24 | 0.600 | 100 | **1026860000** |
| 4 | 22.86 | 0.900 | 100 | **1026870000** |
| 5 | 30.48 | 1.200 | 50 | **1026880000** |
| 6 | 38.10 | 1.500 | 50 | **1124250000** |
| 7 | 45.72 | 1.800 | 50 | **1124270000** |
| 8 | 53.34 | 2.100 | 50 | **1124280000** |
| 9 | 60.96 | 2.400 | 50 | **1124290000** |
| 10 | 68.58 | 2.700 | 50 | **1124300000** |
| 11 | 76.20 | 3.000 | 50 | **1124310000** |
| 12 | 83.82 | 3.300 | 50 | **1124320000** |

## SL 7.62HP/../90LF



**Dimensioned drawing**

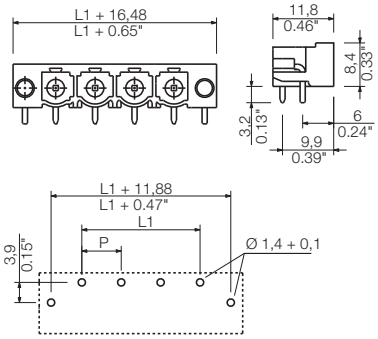


### Ordering data

| Solder pin length | | | | 3.2 mm |
|---|---|---|---|---|
| Colour | | | | black |
| **Pitch** | **7.62 mm** | | | |
| **Pol.** | L1 | (inch) | **Qty.** | **Order No.** |
| 2 | 7.62 | 0.300 | 100 | **1095920000** |
| 3 | 15.24 | 0.600 | 100 | **1095930000** |
| 4 | 22.86 | 0.900 | 100 | **1095940000** |
| 5 | 30.48 | 1.200 | 50 | **1095950000** |
| 6 | 38.10 | 1.500 | 50 | **1095960000** |
| 7 | 45.72 | 1.800 | 50 | **1095970000** |
| 8 | 53.34 | 2.100 | 50 | **1095980000** |
| 9 | 60.96 | 2.400 | 50 | **1095990000** |
| 10 | 68.58 | 2.700 | 50 | **1096000000** |
| 11 | 76.20 | 3.000 | 50 | **1096010000** |
| 12 | 83.82 | 3.300 | 50 | **1096020000** |



«ЭЛЕКТРО-ПРОФИ» - http://www.ep.ru

# Connectors in 7.62 mm pitch
# Series BL/SL 7.62 – connects up to 4 mm²

## SL 7.62HP/../180



Male header in 180° outlet direction. The compact and efficient solution for UL-600 V applications in the lower power range meets in conjunction with a female plug, the 600 V requirements for UL508 / UL840 and the increased need for touch-safe protection according to IEC 68100-5-1.

- Available with screw flange (F) and a solder flange (SF).

## Product data

IEC: 630 V / 26 A
UL: 300 V / 20 A

**For additional articles and information, refer to catalog.weidmueller.com**

**Note:**

- Additional colours on request
- Gold-plated contact surfaces on request
- Rated current related to rated cross-section and min. No. of poles.
- P on drg. = pitch
- Rated data refer only to the component itself. Clearance and creepage distances to other components are to be designed in accordance with the relevant application standards.

## SL 7.62HP/../180G



**Dimensioned drawing**

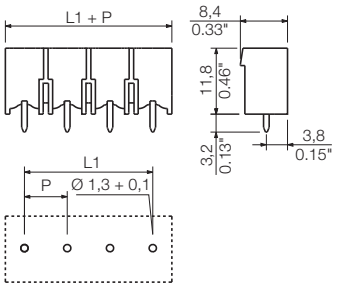


## Technical data

| In compliance with IEC 60664-1 / IEC 61984 | | | | |
|---|---|---|---|---|
| Clamping range, max. | mm² | | | |
| **Solid core H05(07) V-U** | **mm²** | | | |
| Stranded H07 V-R | | | | |
| Flexible H05(07) V-K | mm² | | | |
| Flexible with ferrule | mm² | | | |
| Ferrule with plastic collar | mm² | | | |
| Stripping length | mm | | | |
| Screwdriver blade | mm | | | |
| According to norm | | | | |
| Tightening torque range | Nm | | | |
| **Rated current, max.** | **A** | **29** | | **25** |
| At ambient temperature | | 20°C | | 40°C |
| For conductor cross-section | mm² | | | |
| Overvoltage category | | III | III | II |
| Pollution severity | | 3 | 2 | 2 |
| **Rated voltage** | **V** | **400** | **500** | **630** |
| Rated impulse voltage | kV | 6 | 6 | 6 |
| **UL / CUL (Use Group)** | | **B** | **C** | **D** |
| **Rated voltage** | **V** | **300** | **300** | **600** |
| **Rated current** | **A** | **20** | **20** | **5** |
| **AWG conductor** | **AWG** | | **-** | |
| **CSA (Use Group)** | | **B** | **C** | **D** |
| Rated voltage | V | 300 | 300 | 600 |
| Rated current | A | 20 | 20 | 5 |
| AWG conductor | AWG | | - | |
| **General data** | | | | |
| Type of insulation material | | | PBT | |
| Flammability class UL 94 | | | V-0 | |
| Contact base material | | | Copper alloy | |
| Material of contact surface | | | tinned | |
| Pin dimensions = d | mm | | 1.0 x 1.0 | |
| Solder eyelet Ø = D | mm | | 1.3 | |
| Solder eyelet Ø tolerance | mm | | + 0,1 | |

## Accessories

**Note:** Refer to the Accessories chapter for additional accessories.

| Coding | | Order No. |
|---|---|---|
|  | BLZ/SL KO OR | **1573010000** |
| | BLZ/SL KO SW | **1545710000** |

## Ordering data

| Solder pin length | | | | 3.2 mm |
|---|---|---|---|---|
| Colour | | | | black |
| **Pitch** | **7.62 mm** | | | |
| **Pol.** | L1 | (inch) | **Qty.** | **Order No.** |
| 2 | 7.62 | 0.300 | 100 | **1122550000** |
| 3 | 15.24 | 0.600 | 100 | **1122570000** |
| 4 | 22.86 | 0.900 | 100 | **1122580000** |
| 5 | 30.48 | 1.200 | 50 | **1048980000** |
| 6 | 38.10 | 1.500 | 50 | **1048990000** |
| 7 | 45.72 | 1.800 | 50 | **1122590000** |
| 8 | 53.34 | 2.100 | 50 | **1049000000** |
| 9 | 60.96 | 2.400 | 50 | **1122600000** |
| 10 | 68.58 | 2.700 | 50 | **1122610000** |
| 11 | 76.20 | 3.000 | 50 | **1122640000** |
| 12 | 83.82 | 3.300 | 50 | **1122650000** |



«ЭЛЕКТРО-ПРОФИ» - http://www.ep.ru

## SL 7.62HP/../180F



**Dimensioned drawing**

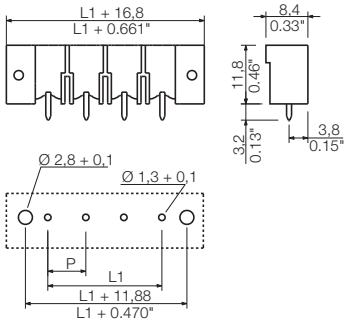


### Ordering data

| Solder pin length | | | | 3.2 mm |
|---|---|---|---|---|
| Colour | | | | black |
| **Pitch** | **7.62 mm** | | | |
| **Pol.** | L1 | (inch) | **Qty.** | **Order No.** |
| 2 | 7.62 | 0.300 | 100 | **1140870000** |
| 3 | 15.24 | 0.600 | 100 | **1140880000** |
| 4 | 22.86 | 0.900 | 100 | **1140890000** |
| 5 | 30.48 | 1.200 | 50 | **1140900000** |
| 6 | 38.10 | 1.500 | 50 | **1140910000** |
| 7 | 45.72 | 1.800 | 50 | **1140920000** |
| 8 | 53.34 | 2.100 | 50 | **1140930000** |
| 9 | 60.96 | 2.400 | 50 | **1140940000** |
| 10 | 68.58 | 2.700 | 50 | **1140950000** |
| 11 | 76.20 | 3.000 | 50 | **1140960000** |
| 12 | 83.82 | 3.300 | 50 | **1140970000** |

## SL 7.62HP/../180LF



**Dimensioned drawing**

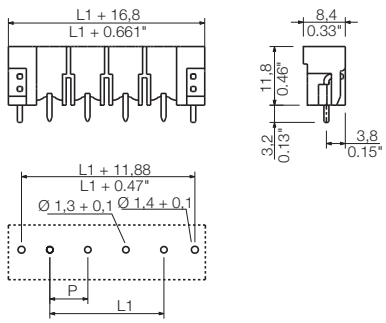


### Ordering data

| Solder pin length | | | | 3.2 mm |
|---|---|---|---|---|
| Colour | | | | black |
| **Pitch** | **7.62 mm** | | | |
| **Pol.** | L1 | (inch) | **Qty.** | **Order No.** |
| 2 | 7.62 | 0.300 | 100 | **1141090000** |
| 3 | 15.24 | 0.600 | 100 | **1141100000** |
| 4 | 22.86 | 0.900 | 100 | **1141110000** |
| 5 | 30.48 | 1.200 | 50 | **1141120000** |
| 6 | 38.10 | 1.500 | 50 | **1141130000** |
| 7 | 45.72 | 1.800 | 50 | **1141140000** |
| 8 | 53.34 | 2.100 | 50 | **1141150000** |
| 9 | 60.96 | 2.400 | 50 | **1141160000** |
| 10 | 68.58 | 2.700 | 50 | **1141170000** |
| 11 | 76.20 | 3.000 | 50 | **1141180000** |
| 12 | 83.82 | 3.300 | 50 | **1141190000** |



«ЭЛЕКТРО-ПРОФИ» - http://www.ep.ru

# Connectors in 7.62 mm pitch
# Series BL/SL 7.62 – connects up to 4 mm²

## SLZ 7.62HP/../180



Male plug with clamping-yoke screw connection in 180° outlet direction. Also perfect for finger-safe solutions involving inverse voltages. Complies with UL1059 600 V Use Group C and IEC 61800-5-1 requirements for 3 mm of finger safety on 400 V TNC(S) systems.

- Available with screw flange (F) and lock and release-levers (LR).

## Product data

IEC: 1000 V / 20 A / 0.5 - 2.5 mm²
UL: 600 V / 16 A / AWG 20 - 12

**For additional articles and information, refer to catalog.weidmueller.com**

**Note:**

- Additional colours on request
- Gold-plated contact surfaces on request
- Rated current related to rated cross-section and min. No. of poles.
- Wire end ferrule without plastic collar to DIN 46228/1
- Wire end ferrule with plastic collar to DIN 46228/4
- P on drg. = pitch
- Rated data refer only to the component itself. Clearance and creepage distances to other components are to be designed in accordance with the relevant application standards.

## SLZ 7.62HP/../180G



**Dimensioned drawing**

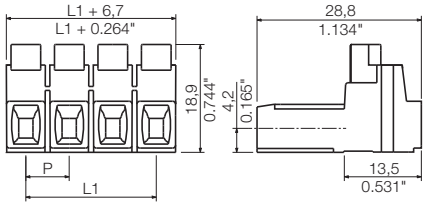


## Technical data

| | | | | |
|---|---|---|---|---|
| **In compliance with IEC 60664-1 / IEC 61984** | | | | |
| Clamping range, max. | mm² | 0.08...2.5 | | |
| **Solid core H05(07) V-U** | **mm²** | **0.5...2.5** | | |
| Stranded H07 V-R | | | | |
| Flexible H05(07) V-K | mm² | 0.5...2.5 | | |
| Flexible with ferrule | mm² | 0.5...2.5 | | |
| Ferrule with plastic collar | mm² | 0.5...1.5 | | |
| Stripping length | mm | 8 | | |
| Screwdriver blade | mm | 0.6 x 3.5 | | |
| According to norm | | DIN 5264 | | |
| Tightening torque range | Nm | 0.4...0.5 | | |
| **Rated current, max.** | **A** | **20** | | **17.5** |
| At ambient temperature | | 20°C | | 40°C |
| For conductor cross-section | mm² | 2.5 | | |
| Overvoltage category | | III | III | II |
| Pollution severity | | 3 | 2 | 2 |
| **Rated voltage** | **V** | **630** | **1000** | **1000** |
| Rated impulse voltage | kV | 6 | 8 | 6 |
| **UL / CUL (Use Group)** | | **B** | **C** | **D** |
| **Rated voltage** | **V** | **600** | **600** | **600** |
| **Rated current** | **A** | **16** | **16** | **5** |
| **AWG conductor** | **AWG** | **20-12** | | |
| **CSA (Use Group)** | | **B** | **C** | **D** |
| Rated voltage | V | 600 | 600 | 600 |
| Rated current | A | 16 | 16 | 5 |
| AWG conductor | AWG | 20-12 | | |
| **General data** | | | | |
| Type of insulation material | | PBT | | |
| Flammability class UL 94 | | V-0 | | |
| Contact base material | | Copper alloy | | |
| Material of contact surface | | tinned | | |
| Pin dimensions = d | mm | | | |
| Solder eyelet Ø = D | mm | | | |
| Solder eyelet Ø tolerance | mm | | | |

## Accessories

**Note:** Refer to the Accessories chapter for additional accessories.

| Screwdriver | | Order No. |
|---|---|---|
|  | SD 0,6x3,5x100 | 9008330000 |
| | SDI 0,6x3,5x100 | 9008390000 |

## Ordering data

**Solder pin length**

**Colour** black

**Pitch 7.62 mm**

| Pol. | L1 | (inch) | Qty. | Order No. |
|---|---|---|---|---|
| 2 | 7.62 | 0.300 | 126 | 1043350000 |
| 3 | 15.24 | 0.600 | 84 | 1043360000 |
| 4 | 22.86 | 0.900 | 60 | 1043370000 |
| 5 | 30.48 | 1.200 | 48 | 1043380000 |

**Representative derating curve**

BLL 7.62HP/../90 - SLZ 7.62HP/../180

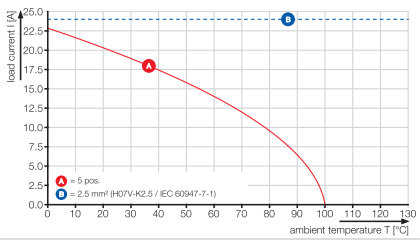




«ЭЛЕКТРО-ПРОФИ» - http://www.ep.ru

## SLZ 7.62HP/../180F



**Dimensioned drawing**

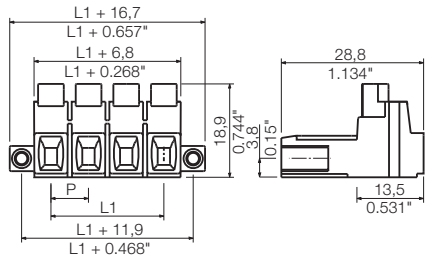


### Ordering data

| Solder pin length | | | | |
|---|---|---|---|---|
| Colour | | | | black |
| **Pitch 7.62 mm** | | | | |
| **Pol.** | L1 | (inch) | **Qty.** | **Order No.** |
| 2 | 7.62 | 0.300 | 72 | **1043430000** |
| 3 | 15.24 | 0.600 | 54 | **1043440000** |
| 4 | 22.86 | 0.900 | 42 | **1043450000** |
| 5 | 30.48 | 1.200 | 36 | **1043460000** |

**Additional derating curves**

BLL 7.62HP/../90 - SLZ 7.62HP/../180

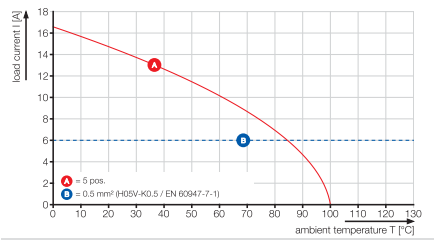


## SLZ 7.62HP/../180LR



**Dimensioned drawing**

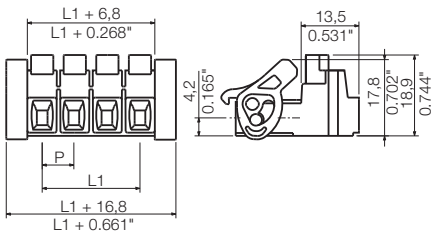


### Ordering data

| Solder pin length | | | | |
|---|---|---|---|---|
| Colour | | | | black |
| **Pitch 7.62 mm** | | | | |
| **Pol.** | L1 | (inch) | **Qty.** | **Order No.** |
| 2 | 7.62 | 0.300 | 72 | **1043510000** |
| 3 | 15.24 | 0.600 | 54 | **1043520000** |
| 4 | 22.86 | 0.900 | 42 | **1043530000** |
| 5 | 30.48 | 1.200 | 36 | **1043540000** |



«ЭЛЕКТРО-ПРОФИ» - http://www.ep.ru

# Connectors in 7.62 mm pitch
# Series BL/SL 7.62 – connects up to 4 mm²

## SLF 7.62HP/../180



Female plug with PUSH IN spring connection in 180° outlet direction. Also perfect for finger-safe solutions involving inverse voltages. Complies with UL1059 600 V Use Group C and IEC 61800-5-1 requirements for 3 mm of finger safety on 400 V TNC systems.

- Available with screw flange (F) and lock and release-levers (LR).

## Product data

IEC: 1000 V / 24 A / 0.5 - 2.5 mm²
UL: 600 V / 16 A / AWG 20 - 12

**For additional articles and information, refer to catalog.weidmueller.com**

**Note:**

- Additional colours on request
- Gold-plated contact surfaces on request
- Rated current related to rated cross-section and min. No. of poles.
- Wire end ferrule without plastic collar to DIN 46228/1
- Wire end ferrule with plastic collar to DIN 46228/4
- P on drg. = pitch
- Rated data refer only to the component itself. Clearance and creepage distances to other components are to be designed in accordance with the relevant application standards.

## SLF 7.62HP/../180G



**Dimensioned drawing**

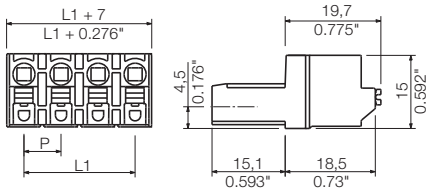


## Technical data

| In compliance with IEC 60664-1 / IEC 61984 | | | | |
|---|---|---|---|---|
| Clamping range, max. | mm² | 0.08...2.5 | | |
| **Solid core H05(07) V-U** | **mm²** | **0.5...2.5** | | |
| Stranded H07 V-R | | | | |
| Flexible H05(07) V-K | mm² | 0.5...2.5 | | |
| Flexible with ferrule | mm² | 0.5...1.5 | | |
| Ferrule with plastic collar | mm² | 0.5...1.5 | | |
| Stripping length | mm | 10 | | |
| Screwdriver blade | mm | 0.6 x 3.5 | | |
| According to norm | | DIN 5264 | | |
| Tightening torque range | Nm | | | |
| **Rated current, max.** | **A** | **24** | | **23.8** |
| At ambient temperature | | 20°C | | 40°C |
| For conductor cross-section | mm² | | 2.5 | |
| Overvoltage category | | III | III | II |
| Pollution severity | | 3 | 2 | 2 |
| **Rated voltage** | **V** | **630** | **1000** | **1000** |
| Rated impulse voltage | kV | 6 | 8 | 6 |
| **UL / CUL (Use Group)** | | **B** | **C** | **D** |
| **Rated voltage** | **V** | **600** | **600** | **600** |
| **Rated current** | **A** | **16** | **16** | **5** |
| **AWG conductor** | **AWG** | | **20-12** | |
| **CSA (Use Group)** | | **B** | **C** | **D** |
| Rated voltage | V | 600 | 600 | 600 |
| Rated current | A | 16 | 16 | 5 |
| AWG conductor | AWG | | 20-12 | |
| **General data** | | | | |
| Type of insulation material | | | PBT | |
| Flammability class UL 94 | | | V-0 | |
| Contact base material | | | Copper alloy | |
| Material of contact surface | | | tinned | |
| Pin dimensions = d | mm | | | |
| Solder eyelet Ø = D | mm | | | |
| Solder eyelet Ø tolerance | mm | | | |

## Accessories

**Note:** Refer to the Accessories chapter for additional accessories.

| Screwdriver | | Order No. |
|---|---|---|
|  | SD 0,6x3,5x100 | 9008330000 |
| | SDI 0,6x3,5x100 | 9008390000 |

## Ordering data

**Solder pin length**

**Colour** black

**Pitch 7.62 mm**

| Pol. | L1 | (inch) | Qty. | Order No. |
|---|---|---|---|---|
| 2 | 7.62 | 0.300 | 126 | 1043590000 |
| 3 | 15.24 | 0.600 | 84 | 1043600000 |
| 4 | 22.86 | 0.900 | 60 | 1043610000 |
| 5 | 30.48 | 1.200 | 48 | 1043620000 |

**Representative derating curve**

BLL 7.62HP/../90 - SLF 7.62HP/../180

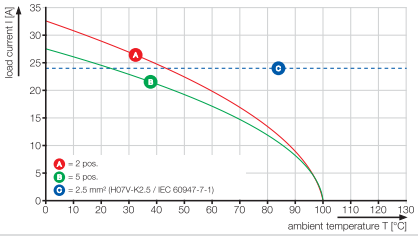




«ЭЛЕКТРО-ПРОФИ» - http://www.ep.ru

## SLF 7.62HP/../180F



**Dimensioned drawing**

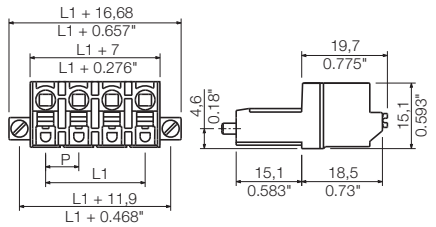


### Ordering data

| Solder pin length | | | | |
|---|---|---|---|---|
| Colour | | | | black |
| **Pitch 7.62 mm** | | | | |
| **Pol.** | L1 | (inch) | **Qty.** | **Order No.** |
| 2 | 7.62 | 0.300 | 72 | **1043670000** |
| 3 | 15.24 | 0.600 | 54 | **1043680000** |
| 4 | 22.86 | 0.900 | 42 | **1043690000** |
| 5 | 30.48 | 1.200 | 36 | **1043700000** |

**Additional derating curves**

BLL 7.62HP/../90 - SLF 7.62HP/../180

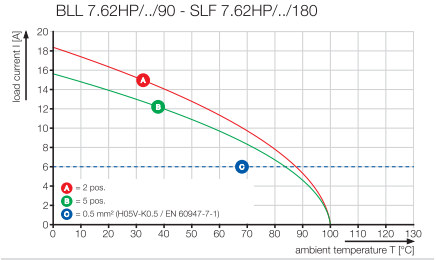


## SLF 7.62HP/../180LR



**Dimensioned drawing**

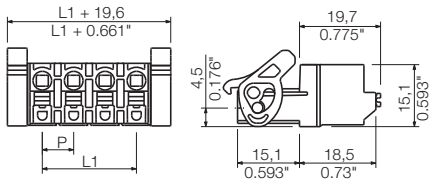


### Ordering data

| Solder pin length | | | | |
|---|---|---|---|---|
| Colour | | | | black |
| **Pitch 7.62 mm** | | | | |
| **Pol.** | L1 | (inch) | **Qty.** | **Order No.** |
| 2 | 7.62 | 0.300 | 72 | **1043750000** |
| 3 | 15.24 | 0.600 | 54 | **1043760000** |
| 4 | 22.86 | 0.900 | 42 | **1043770000** |
| 5 | 30.48 | 1.200 | 36 | **1043780000** |



«ЭЛЕКТРО-ПРОФИ» - http://www.ep.ru

# Connectors in 7.62 mm pitch
# Series BL/SL 7.62 – connects up to 4 mm²

## BLZ 7.62HP/../180



Female plug with clamping-yoke screw connection in 180° outlet direction. Complies with UL1059 600 V Use Group C and IEC 61800-5-1 requirements for 3 mm of finger safety on 400 V TNC(S) systems.

- Available with lock and release-levers (LR) and screw flange on request.

## Product data

IEC: 630 V / 29 A / 0.08 - 4 mm²
UL: 600 V / 20 A / AWG 28 - 12

**For additional articles and information, refer to catalog.weidmueller.com**

**Note:**

- Additional colours on request
- Gold-plated contact surfaces on request
- Rated current related to rated cross-section and min. No. of poles.
- Wire end ferrule without plastic collar to DIN 46228/1
- Wire end ferrule with plastic collar to DIN 46228/4
- P on drg. = pitch
- Rated data refer only to the component itself. Clearance and creepage distances to other components are to be designed in accordance with the relevant application standards.

## BLZ 7.62HP/../180



**Dimensioned drawing**

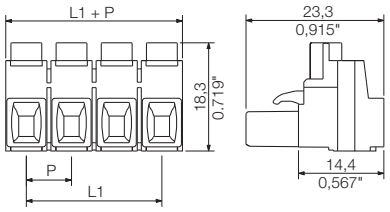


## Technical data

| In compliance with IEC 60664-1 / IEC 61984 | | | | |
|---|---|---|---|---|
| Clamping range, max. | mm² | 0.08...4 | | |
| **Solid core H05(07) V-U** | **mm²** | **0.08...4** | | |
| Stranded H07 V-R | | | | |
| Flexible H05(07) V-K | mm² | 0.08...4 | | |
| Flexible with ferrule | mm² | 0.2...2.5 | | |
| Ferrule with plastic collar | mm² | 0.2...2.5 | | |
| Stripping length | mm | 7 | | |
| Screwdriver blade | mm | 0.6 x 3.5 | | |
| According to norm | | DIN 5264 | | |
| Tightening torque range | Nm | 0.4...0.5 | | |
| **Rated current, max.** | **A** | **29** | | **25** |
| At ambient temperature | | 20°C | | 40°C |
| For conductor cross-section | mm² | 2.5 | | |
| Overvoltage category | | III | III | II |
| Pollution severity | | 3 | 2 | 2 |
| **Rated voltage** | **V** | **400** | **500** | **630** |
| Rated impulse voltage | kV | 6 | 6 | 4 |
| **UL / CUL (Use Group)** | | **B** | **C** | **D** |
| **Rated voltage** | **V** | **600** | **600** | **600** |
| **Rated current** | **A** | **20** | **20** | **5** |
| **AWG conductor** | **AWG** | **28-12** | | |
| **CSA (Use Group)** | | **B** | **C** | **D** |
| Rated voltage | V | 600 | 600 | 600 |
| Rated current | A | 18.5 | 18.5 | 5 |
| AWG conductor | AWG | 28-12 | | |
| **General data** | | | | |
| Type of insulation material | | PBT | | |
| Flammability class UL 94 | | V-0 | | |
| Contact base material | | Copper alloy | | |
| Material of contact surface | | tinned | | |
| Pin dimensions = d | mm | | | |
| Solder eyelet Ø = D | mm | | | |
| Solder eyelet Ø tolerance | mm | | | |

## Accessories

**Note:** Refer to the Accessories chapter for additional accessories.

| Coding | | Order No. |
|---|---|---|
|  | BLZ/SL KO OR | **1573010000** |
| | BLZ/SL KO SW | **1545710000** |
| **Screwdriver** | | |
|  | SD 0,6x3,5x100 | **9008330000** |
| | SDI 0,6x3,5x100 | **9008390000** |

## Ordering data

**Solder pin length**

**Colour** **black**

**Pitch 7.62 mm**

| Pol. | L1 | (inch) | Qty. | Order No. |
|---|---|---|---|---|
| 2 | 7.62 | 0.300 | 100 | **1059580000** |
| 3 | 15.24 | 0.600 | 100 | **1059590000** |
| 4 | 22.86 | 0.900 | 100 | **1059600000** |
| 5 | 30.48 | 1.200 | 50 | **1049010000** |
| 6 | 38.10 | 1.500 | 50 | **1049020000** |
| 7 | 45.72 | 1.800 | 50 | **1059610000** |
| 8 | 53.34 | 2.100 | 50 | **1049030000** |
| 9 | 60.96 | 2.400 | 50 | **1059620000** |
| 10 | 68.58 | 2.700 | 50 | **1059630000** |
| 11 | 76.20 | 3.000 | 50 | **1059640000** |
| 12 | 83.82 | 3.300 | 50 | **1059670000** |

**Representative derating curve**

BLZ 7.62HP/../180 - SL 7.62HP/../90

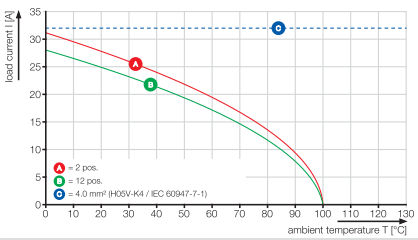




«ЭЛЕКТРО-ПРОФИ» - http://www.ep.ru

## BLZ 7.62HP/../180LR



**Dimensioned drawing**

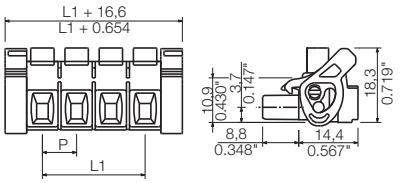


## Ordering data

**Solder pin length**

| Colour | | | | black |
|---|---|---|---|---|
| **Pitch** | **7.62 mm** | | | |
| **Pol.** | L1 | (inch) | **Qty.** | **Order No.** |
| 2 | 7.62 | 0.300 | 60 | **1093430000** |
| 3 | 15.24 | 0.600 | 45 | **1093440000** |
| 4 | 22.86 | 0.900 | 35 | **1093450000** |
| 5 | 30.48 | 1.200 | 30 | **1093460000** |
| 6 | 38.10 | 1.500 | 25 | **1164960000** |
| 7 | 45.72 | 1.800 | 20 | **1164970000** |
| 8 | 53.34 | 2.100 | 20 | **1164980000** |
| 9 | 60.96 | 2.400 | 15 | **1164990000** |
| 10 | 68.58 | 2.700 | 15 | **1165000000** |
| 11 | 76.20 | 3.000 | 15 | **1165010000** |
| 12 | 83.82 | 3.300 | 15 | **1165020000** |

**Additional derating curves**

BLZ 7.62HP/../180 - SL 7.62HP/../90

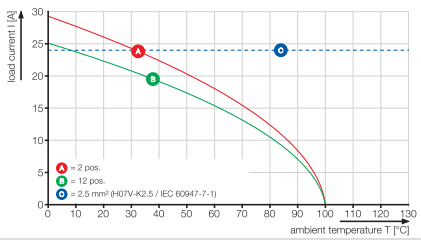




«ЭЛЕКТРО-ПРОФИ» - http://www.ep.ru

# Connectors in 7.62 mm pitch
# Series BL/SL 7.62 – connects up to 4 mm²

## BLF 7.62HP/../180



Female plug with PUSH IN spring connection in 180 ° outlet direction. Complies with UL1059 600 V Use Group C and IEC 61800-5-1 requirements for 3 mm of finger safety on 400 V TNC(S) systems.

- Available with screw flange (F) and lock and release-levers (LR).

## Product data

IEC: 1000 V / 24 A / 0.5 - 2.5 mm²
UL: 600 V / 16 A / AWG 20 - 12

**For additional articles and information, refer to catalog.weidmueller.com**

**Note:**

- Additional colours on request
- Gold-plated contact surfaces on request
- Rated current related to rated cross-section and min. No. of poles.
- Wire end ferrule without plastic collar to DIN 46228/1
- Wire end ferrule with plastic collar to DIN 46228/4
- P on drg. = pitch
- Rated data refer only to the component itself. Clearance and creepage distances to other components are to be designed in accordance with the relevant application standards.

## BLF 7.62HP/../180

**with test point**



**Dimensioned drawing**

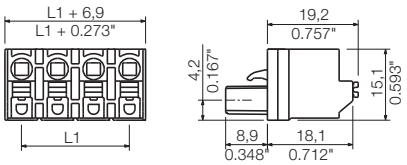


## Technical data

| In compliance with IEC 60664-1 / IEC 61984 | | | | |
|---|---|---|---|---|
| Clamping range, max. | mm² | 0.08...2.5 | | |
| **Solid core H05(07) V-U** | **mm²** | **0.5...2.5** | | |
| Stranded H07 V-R | | | | |
| Flexible H05(07) V-K | mm² | 0.5...2.5 | | |
| Flexible with ferrule | mm² | 0.5...1.5 | | |
| Ferrule with plastic collar | mm² | 0.5...1.5 | | |
| Stripping length | mm | 10 | | |
| Screwdriver blade | mm | 0.6 x 3.5 | | |
| According to norm | | DIN 5264 | | |
| Tightening torque range | Nm | | | |
| **Rated current, max.** | **A** | **24** | | **23.8** |
| At ambient temperature | | 20°C | | 40°C |
| For conductor cross-section | mm² | 2.5 | | |
| Overvoltage category | | III | III | II |
| Pollution severity | | 3 | 2 | 2 |
| **Rated voltage** | **V** | **630** | **1000** | **1000** |
| Rated impulse voltage | kV | 6 | 8 | 6 |
| **UL / CUL (Use Group)** | | **B** | **C** | **D** |
| **Rated voltage** | **V** | **600** | **600** | |
| **Rated current** | **A** | **16** | **16** | |
| **AWG conductor** | **AWG** | | **20-12** | |
| **CSA (Use Group)** | | **B** | **C** | **D** |
| Rated voltage | V | 600 | 600 | |
| Rated current | A | 16 | 16 | |
| AWG conductor | AWG | | 20-12 | |
| **General data** | | | | |
| Type of insulation material | | | PBT | |
| Flammability class UL 94 | | | V-0 | |
| Contact base material | | | Copper alloy | |
| Material of contact surface | | | tinned | |
| Pin dimensions = d | mm | | | |
| Solder eyelet Ø = D | mm | | | |
| Solder eyelet Ø tolerance | mm | | | |

## Accessories

**Note:** Refer to the Accessories chapter for additional accessories.

| Screwdriver | | Order No. |
|---|---|---|
|  | SD 0,5x3,0x80 | **9008320000** |
| | SDI 0,5x3,0x100 | **9008380000** |
| **Crimping tool** | | |
|  | PZ 6/5 | **9011460000** |

## Ordering data

**Solder pin length**

**Colour** **black**

**Pitch 7.62 mm**

| Pol. | L1 | (inch) | Qty. | Order No. |
|---|---|---|---|---|
| 2 | 7.62 | 0.300 | 126 | **1043830000** |
| 3 | 15.24 | 0.600 | 84 | **1043840000** |
| 4 | 22.86 | 0.900 | 60 | **1043850000** |
| 5 | 30.48 | 1.200 | 48 | **1043860000** |



«ЭЛЕКТРО-ПРОФИ» - http://www.ep.ru

## BLF 7.62HP/../180F

**with test point**



**Dimensioned drawing**

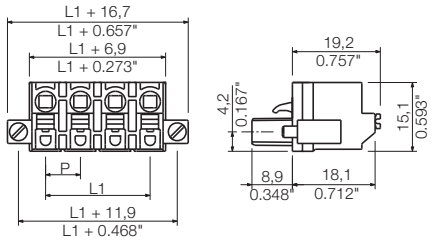


### Ordering data

**Solder pin length**

**Colour** black

**Pitch 7.62 mm**

| Pol. | L1 | (inch) | Qty. | Order No. |
|---|---|---|---|---|
| 2 | 7.62 | 0.300 | 72 | **1043910000** |
| 3 | 15.24 | 0.600 | 54 | **1043920000** |
| 4 | 22.86 | 0.900 | 42 | **1043930000** |
| 5 | 30.48 | 1.200 | 36 | **1043940000** |

## BLF 7.62HP/../180LR

**with test point**



**Dimensioned drawing**

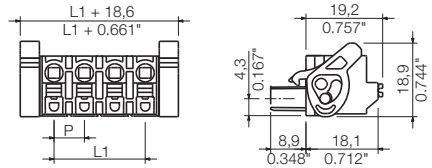


### Ordering data

**Solder pin length**

**Colour** black

**Pitch 7.62 mm**

| Pol. | L1 | (inch) | Qty. | Order No. |
|---|---|---|---|---|
| 2 | 7.62 | 0.300 | 72 | **1043990000** |
| 3 | 15.24 | 0.600 | 54 | **1044000000** |
| 4 | 22.86 | 0.900 | 42 | **1044010000** |
| 5 | 30.48 | 1.200 | 36 | **1044020000** |



«ЭЛЕКТРО-ПРОФИ» - http://www.ep.ru

# Connectors in 7.62 mm pitch
# Series BL/SL 7.62 – connects up to 4 mm²

## BLL 7.62HP/../90



Touch-safe female header in 90° outlet direction. Meets the requirements of IEC 61800-5-1 and allows UL approval in accordance with UL508 / UL840 for 600 V. An ideal touch-safe solution for power output and DC link applications. According to IEC 61800-5-1, the mating profile ensures more than 3 mm of touch safety.

- Available with screw flange (F) and solder flange (LF).

## Product data

IEC: 630 V / 24 A
UL: 300 V / 15 A

**For additional articles and information, refer to catalog.weidmueller.com**

**Note:**

- Additional colours on request
- Gold-plated contact surfaces on request
- Spacing between rows: see hole layout
- Rated current related to rated cross-section and min. No. of poles.
- P on drg. = pitch
- Rated data refer only to the component itself. Clearance and creepage distances to other components are to be designed in accordance with the relevant application standards.

## BLL 7.62HP/../90G



**Dimensioned drawing**

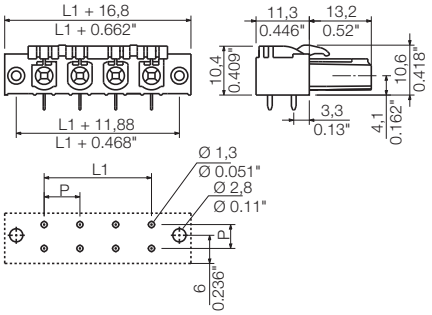


## Technical data

| In compliance with IEC 60664-1 / IEC 61984 | | | | |
|---|---|---|---|---|
| Clamping range, max. | mm² | | | |
| **Solid core H05(07) V-U** | **mm²** | | | |
| Stranded H07 V-R | | | | |
| Flexible H05(07) V-K | mm² | | | |
| Flexible with ferrule | mm² | | | |
| Ferrule with plastic collar | mm² | | | |
| Stripping length | mm | | | |
| Screwdriver blade | mm | | | |
| According to norm | | | | |
| Tightening torque range | Nm | | | |
| **Rated current, max.** | **A** | **24** | | **24** |
| At ambient temperature | | 20°C | | 40°C |
| For conductor cross-section | mm² | | | |
| Overvoltage category | | III | III | II |
| Pollution severity | | 3 | 2 | 2 |
| **Rated voltage** | **V** | **400** | **630** | **630** |
| Rated impulse voltage | kV | 6 | 6 | 4 |
| **UL / CUL (Use Group)** | | **B** | **C** | **D** |
| **Rated voltage** | **V** | **300** | **150** | **300** |
| **Rated current** | **A** | **15** | **15** | **10** |
| **AWG conductor** | **AWG** | | **-** | |
| **CSA (Use Group)** | | **B** | **C** | **D** |
| Rated voltage | V | 300 | 150 | 300 |
| Rated current | A | 15 | 15 | 10 |
| AWG conductor | AWG | | - | |
| **General data** | | | | |
| Type of insulation material | | | PA GF | |
| Flammability class UL 94 | | | V-0 | |
| Contact base material | | | Copper alloy | |
| Material of contact surface | | | tinned | |
| Pin dimensions = d | mm | | 0.4 x 1.00 | |
| Solder eyelet Ø = D | mm | | 1.3 | |
| Solder eyelet Ø tolerance | mm | | + 0,1 | |

## Accessories

**Note:** Refer to the Accessories chapter for additional accessories.

## Ordering data

| Solder pin length | | | | 3.2 mm |
|---|---|---|---|---|
| Colour | | | | black |
| **Pitch** | **7.62 mm** | | | |
| **Pol.** | L1 | (inch) | **Qty.** | **Order No.** |
| 2 | 7.62 | 0.300 | 126 | **1043230000** |
| 3 | 15.24 | 0.600 | 84 | **1043240000** |
| 4 | 22.86 | 0.900 | 60 | **1043250000** |
| 5 | 30.48 | 1.200 | 48 | **1043260000** |

**Representative derating curve**

BLL 7.62HP/../90 - SLZ 7.62HP/../180

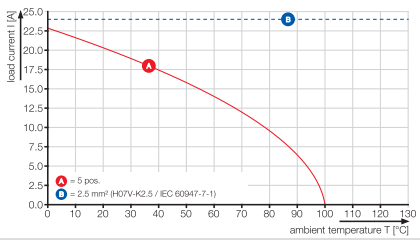




«ЭЛЕКТРО-ПРОФИ» - http://www.ep.ru

## BLL 7.62HP/../90F



### Dimensioned drawing

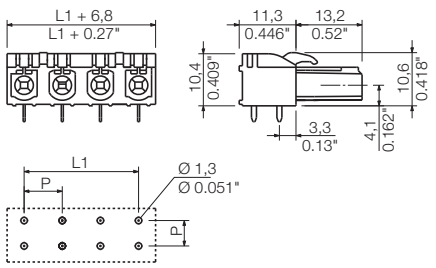


### Ordering data

| Solder pin length | | | | 3.2 mm |
|---|---|---|---|---|
| Colour | | | | black |
| **Pitch** | **7.62 mm** | | | |
| **Pol.** | L1 | (inch) | **Qty.** | **Order No.** |
| 2 | 7.62 | 0.300 | 72 | **1043270000** |
| 3 | 15.24 | 0.600 | 54 | **1043280000** |
| 4 | 22.86 | 0.900 | 42 | **1043290000** |
| 5 | 30.48 | 1.200 | 36 | **1043300000** |

## BLL 7.62HP/../90LF



### Dimensioned drawing

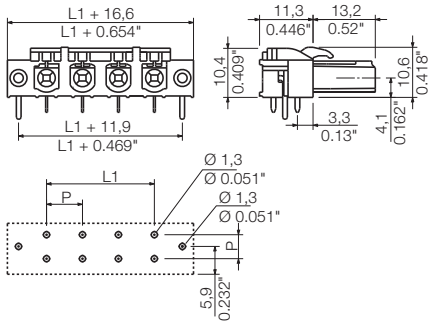


### Ordering data

| Solder pin length | | | | 3.2 mm |
|---|---|---|---|---|
| Colour | | | | black |
| **Pitch** | **7.62 mm** | | | |
| **Pol.** | L1 | (inch) | **Qty.** | **Order No.** |
| 2 | 7.62 | 0.300 | 72 | **1095640000** |
| 3 | 15.24 | 0.600 | 54 | **1095650000** |
| 4 | 22.86 | 0.900 | 42 | **1095660000** |
| 5 | 30.48 | 1.200 | 36 | **1095670000** |

### Additional derating curves

BLL 7.62HP/../90 - SLF 7.62HP/../180

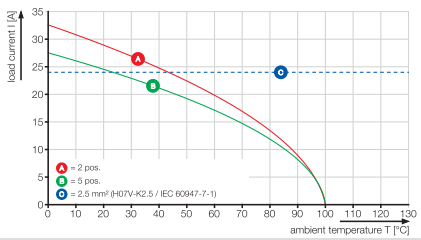


BLL 7.62HP/../90 - SLZ 7.62HP/../180

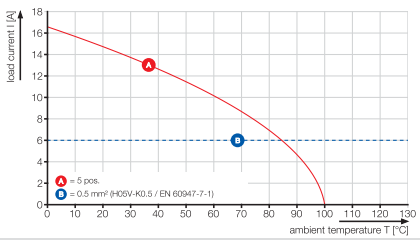




«ЭЛЕКТРО-ПРОФИ» - http://www.ep.ru

# Connectors in 7.62 mm pitch
# Series BL/SL 7.62 – connects up to 4 mm²

## BLL 7.62HP/../180



Touch-safe female header in 180° outlet direction. Meets the requirements of IEC 61800-5-1 and allows UL approval in accordance with UL508 / UL840 for 600 V. An ideal touch-safe solution for power output and DC link applications. According to IEC 61800-5-1, the mating profile ensures more than 3 mm of touch safety.

- Available with screw flange (F) and solder flange (LF).

## Product data

IEC: 630 V / 24 A
UL: 300 V / 15 A

**For additional articles and information, refer to catalog.weidmueller.com**

**Note:**

- Additional colours on request
- Gold-plated contact surfaces on request
- Spacing between rows: see hole layout
- Rated current related to rated cross-section and min. No. of poles.
- P on drg. = pitch
- Rated data refer only to the component itself. Clearance and creepage distances to other components are to be designed in accordance with the relevant application standards.

## BLL 7.62HP/../180G



**Dimensioned drawing**

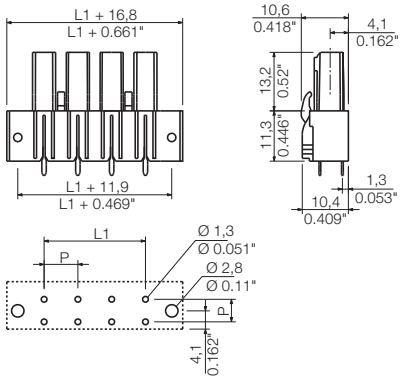


## Technical data

| In compliance with IEC 60664-1 / IEC 61984 | | | | |
|---|---|---|---|---|
| Clamping range, max. | mm² | | | |
| **Solid core H05(07) V-U** | **mm²** | | | |
| Stranded H07 V-R | | | | |
| Flexible H05(07) V-K | mm² | | | |
| Flexible with ferrule | mm² | | | |
| Ferrule with plastic collar | mm² | | | |
| Stripping length | mm | | | |
| Screwdriver blade | mm | | | |
| According to norm | | | | |
| Tightening torque range | Nm | | | |
| **Rated current, max.** | **A** | **24** | | **24** |
| At ambient temperature | | 20°C | | 40°C |
| For conductor cross-section | mm² | | | |
| Overvoltage category | | III | III | II |
| Pollution severity | | 3 | 2 | 2 |
| **Rated voltage** | **V** | **400** | **630** | **630** |
| Rated impulse voltage | kV | 6 | 6 | 4 |
| **UL / CUL (Use Group)** | | **B** | **C** | **D** |
| **Rated voltage** | **V** | **300** | **150** | **300** |
| **Rated current** | **A** | **15** | **15** | **10** |
| **AWG conductor** | **AWG** | | **-** | |
| **CSA (Use Group)** | | **B** | **C** | **D** |
| Rated voltage | V | 300 | 150 | 300 |
| Rated current | A | 15 | 15 | 10 |
| AWG conductor | AWG | | - | |
| **General data** | | | | |
| Type of insulation material | | | PA GF | |
| Flammability class UL 94 | | | V-0 | |
| Contact base material | | | Copper alloy | |
| Material of contact surface | | | tinned | |
| Pin dimensions = d | mm | | 0.4 x 1.00 | |
| Solder eyelet Ø = D | mm | | 1.3 | |
| Solder eyelet Ø tolerance | mm | | + 0,1 | |

## Accessories

**Note:** Refer to the Accessories chapter for additional accessories.

## Ordering data

| Solder pin length | | | | 3.2 mm |
|---|---|---|---|---|
| Colour | | | | black |
| **Pitch** | **7.62 mm** | | | |
| **Pol.** | L1 | (inch) | **Qty.** | **Order No.** |
| 2 | 7.62 | 0.300 | 126 | **1122070000** |
| 3 | 15.24 | 0.600 | 84 | **1122080000** |
| 4 | 15.24 | 0.600 | 60 | **1122090000** |
| 5 | 30.48 | 1.200 | 48 | **1122100000** |

**Representative derating curve**

BLL 7.62HP/../90 - SLZ 7.62HP/../180

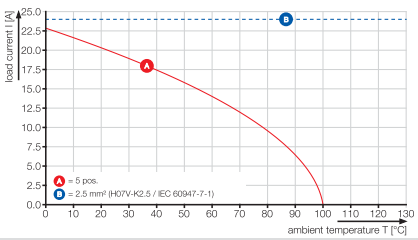




«ЭЛЕКТРО-ПРОФИ» - http://www.ep.ru

## BLL 7.62HP/../180F



**Dimensioned drawing**

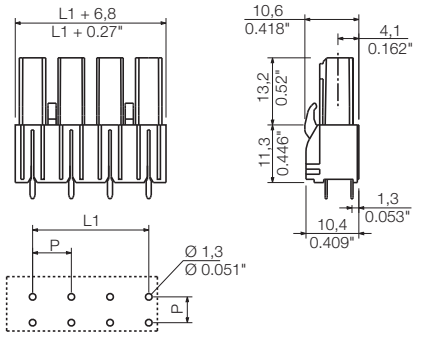


### Ordering data

| Solder pin length | | | | 3.2 mm |
|---|---|---|---|---|
| Colour | | | | black |
| **Pitch** | **7.62 mm** | | | |
| **Pol.** | L1 | (inch) | **Qty.** | **Order No.** |
| 2 | 7.62 | 0.300 | 72 | **1122110000** |
| 3 | 15.24 | 0.600 | 54 | **1122120000** |
| 4 | 22.86 | 0.900 | 42 | **1122130000** |
| 5 | 30.48 | 1.200 | 36 | **1122140000** |

## BLL 7.62HP/../180LF



**Dimensioned drawing**

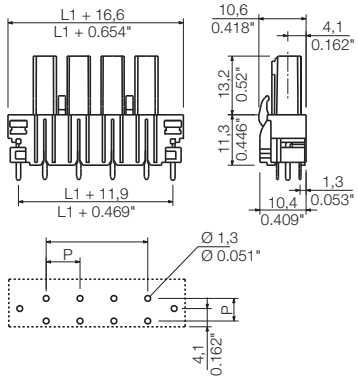


### Ordering data

| Solder pin length | | | | 3.2 mm |
|---|---|---|---|---|
| Colour | | | | black |
| **Pitch** | **7.62 mm** | | | |
| **Pol.** | L1 | (inch) | **Qty.** | **Order No.** |
| 2 | 7.62 | 0.300 | 72 | **1134080000** |
| 3 | 15.24 | 0.600 | 54 | **1134090000** |
| 4 | 22.86 | 0.900 | 42 | **1134110000** |
| 5 | 30.48 | 1.200 | 36 | **1134120000** |

**Additional derating curves**

BLL 7.62HP/../90 - SLF 7.62HP/../180

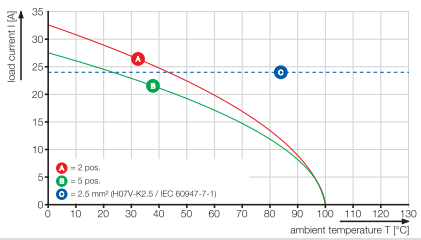


BLL 7.62HP/../90 - SLZ 7.62HP/../180

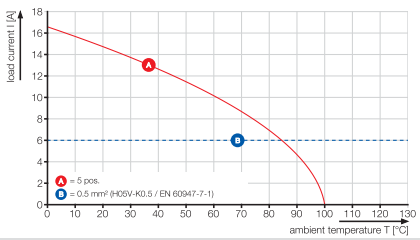




«ЭЛЕКТРО-ПРОФИ» - http://www.ep.ru

# OMNIMATE Power BV / SV 7.62HP – the 28 kVA power class Custom-fit high-powered solutions

**More power reserves for more load capacity: The OMNIMATE Power SV / BV 7.62HP mid-level class of power connection systems is the top performer of the HP series. It features a large clamping range, increased overload capacity and the widest selection of variants and accessories.**

PUSH IN

HP means High Performance – this performance covers a great deal: the full rated current up to 50 °C without derating, unlimited 600 V approval according to UL, and the additional finger safety for 400 V-TN systems (+ 3.0 mm) in compliance with the application directive IEC 61800-5-1.





**Maximum safety**

Safe for both man and machine with bi-directional finger safety: also when not plugged in and covering inverse voltages from power electronics.

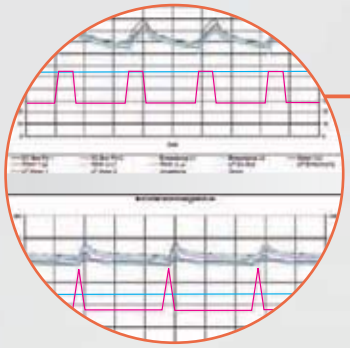

**Maximum performance**

Full current rating at 40 °C ambient temperature is a mandatory requirement in drive applications. What really makes the difference here is real-world, application-based overload and over-heating capacities.



«ЭЛЕКТРО-ПРОФИ» - http://www.ep.ru



### Maximum user-friendliness

Quick, simple plug and release: with the one-handed safety flange – convenient for the user and safe for the application.



### High system performance



An overview of the 28-kVA class of OMNIMATE Power: The HP system has been leading the way with its tool-free rapid interlock, installation-safe creepage and clearance distances, and application-based versioning scheme. This integrated strategy of system expansion includes a one-handed safety flange and wide range of innovative extras.

### Individualised configuration




Standard + Services = custom design with simple configuration across the entire range of services: features include colour coding, application-oriented labelling and custom modifications or design. More information can be found in the “Services & Support” brochure.




### Maximum efficiency

Tool-free simplicity: quick PUSH IN connection mechanism and automatic, convenient snap-in with one-handed safety interlock.



«ЭЛЕКТРО-ПРОФИ» - http://www.ep.ru

# OMNIMATE Power BV / SV 7.62HP Hybrid – for power, signals and EMC Three functions in one!

Power
Signal
Data

**The OMNIMATE Power Hybrid connector provides developers and users with the perfect three-in-one solution.**

The hybrid motor connector can simultaneously connect power, signals and a pluggable EMC shield. This allows you to save space on the circuit board, on the outside of the housing and in the electrical cabinet. The self-locking one-handed interlock mechanism requires only one plugging step and thus speeds up installation and maintenance procedures. It is easy to handle and interlocks automatically – even in difficult installation positions. The unique shielding shape with 30° cable entry enable a space savings of up to 10 cm between rows.





**Unique safety**

Safe, EMC-compliant shield connection for any application situation and with no risk of error.



**Unique integration**

Three-in-one solution: pluggable shield support, integrated signal contacts, and one-handed security flange.



**Unique component density**

More space available on the PCB providing for denser component assemblies, and more space available on the housing wall because of true-to-pitch integration of the signal contacts – while maintaining the same width!



«ЭЛЕКТРО-ПРОФИ» - http://www.ep.ru



### Unique interaction

Plug & Work with intuitive handling: featuring tool-free one-handed operation with automatic snap-in and also “blind” plugging of power, signals and shielding simultaneously.







### Unique innovation

Integrating functions, optimising processes, and reducing complexity: The conventional 2 outer flanges have simply been replaced by 1 middle flange, 4 signal contacts and 1 pluggable shield support.

### EMC in theory and in the real world



The motor feedback (signal feedback from temperature/ encoder) in hybrid, shield-within-shield motor cables is usually made from over-sized power contacts or from disconnected I/O connectors. It also normally requires two separate shield connections. During installation and repairs (replacement), it is possible that the shield terminals could be incorrectly connected, left disconnected or lost. With conventional shielding, it can be quite difficult to tighten the flange screws when the connection is located at a difficult to reach location. So this step is often neglected in the real world.

### Reliably avoiding interferences

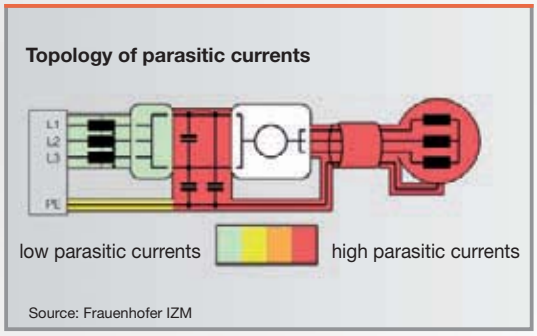


As a result, malfunctions can then be caused by the coupling of electromagnetic fields within the sensitive electronics. The pluggable, hybrid shield support features a special EMC spring-contact strip which ensures that the shield connection to the housing is permanent, vibration-proof and covers a large surface area. It allows the shielding braid from the power and signal wires to be connected separately – and enables this to be done automatically in one step so that it is not dependent on the user.



«ЭЛЕКТРО-ПРОФИ» - http://www.ep.ru

# Connectors in 7.62 mm pitch - Series BV/SV 7.62 - connects up to 6 mm²
## Quick selection



- = Wire to board
- = Board to board
- = Wire to wire
- = Board to wire



**Orientation**

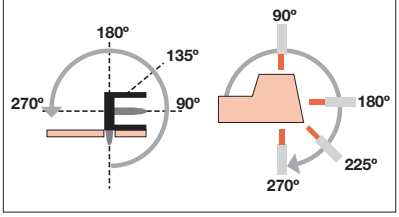


**Male header**

**Solder connection**



| | | Type | | Orientation | Flange options | Attaches with | Page | SV 90° G/F/SF/MF | SV 180° G/F/SF/MF | SV 270° G/F/SF/MF |
|---|---|---|---|---|---|---|---|---|---|---|
| Female plug | Screw Clamping yoke |  | **BVZ** | 180° | (G)/F/SF | Screw | F.80 | ● | ● | ● |
| | |  | **BVZ** | 180° | FC/SFC | Nut | F.81 | | | |
| | |  | **BVZ** | 180° | SH... | Screw | F.82 | ● | ● | ● |
| | |  | **BVZ** | 180° | SH... C | Nut | F.84 | | | |
| | Spring PUSH IN |  | **BVF** | 180° | (G)/F/SF/ MF/MSF | Screw | F.86 | ● | ● | ● |
| | |  | **BVF & BC 3.81** | 180° | (G)/MF | | F.102 | | | |
| Female header | Solder connection |  | **BVL** | 90° | (G)/FI/SFI | Nut | F.92 | ● | ● | ● |
| | |  | **BVL** | 180° | (G)/FI/SFI | Nut | F.94 | ● | ● | ● |
| | |  | **BVL** | 270° | (G)/FI/SFI | Nut | F.96 | ● | ● | ● |

**Female plug and header:**

**(G)** = Closed (without flange)
**F** = Flange with clasp
**SF** = Flange with clasp and additional screw
**SF C** = Flange for clasp with additional nut
**FI** = Inverted flange
**SFI** = Inverted flange with additional nut
**FC** = Flange with additional nut
**SH...** = Shielded flange with additional screw
**SH... C** = Shielded flange with additional nut
**MF** = Centre flange with clasp
**MSF** = Centre flange with clasp and additional screw



«ЭЛЕКТРО-ПРОФИ» - http://www.ep.ru

| | Male plug | | | | | | | | | Hybrid male header |
|---|---|---|---|---|---|---|---|---|---|---|
| | Screw Clamping yoke | | | | | Spring PUSH IN | | | | Solder connection |
| |  | | | | | | | | | |
| | **SVZ** | **SVZ** | **SVZ** | **SVZ** | **SVZ** | **SVZ** | **SVF** | **SVF** | **SVF** | **SV & SC 3.81** |
| | 180° | 180° | 180° | 180° | 180° | 180° | 180° | 180° | 180° | 90°/270° |
| | (G)/F/SF | (G)/FC/SFC | (G)/FI/SFI | SH | SH | SH | (G)/F/SF | G/FI/SFI | MF/MSF | (G)/MF |
| | Always in front | Screw in front | Screw in back | Nut in front | Screw in front | Screw in back | Nut in front | Screw in back | Nut in front | |
| | F.60 | F.62 | F.64 | F.66 | F.68 | F.70 | F.72 | F.74 | F.76 | F.98 |
| | ● | | | ● | ● | | ● | | | |
| | | ● | | | ● | | | | | |
| | ● | | | ● | | | ● | | | |
| | | ● | | | | | | | | |
| | ● | | | ● | ● | | ● | | ● | |
| | | | | | | | | | | ● |
| | | | ● | | | ● | | ● | | |
| | | | ● | | | ● | | ● | | |
| | | | ● | | | ● | | ● | | |

**Male header and plug:**

**G** = Closed (without flange)
**F** = Flange with clasp
**SF** = Flange with clasp and additional screw
**FI** = Inverted flange with clasp
**SFI** = Inverted flange with clasp and additional screw
**FC** = Flange with clasp
**SFC** = Flange with clasp and additional screw
**SH...** = Shielded flange with additional nut
**SH... C** = Shielded flange with additional screw
**SH... I** = Inverted shielded flange with additional screw
**MF** = Centre flange for clasp
**MSF** = Centre flange for clasp with additional nut



«ЭЛЕКТРО-ПРОФИ» - http://www.ep.ru

# Connectors in 7.62 mm pitch
# Series BV/SV 7.62 – connects up to 6 mm²

## SV 7.62HP/../90



Male header in 90° outlet direction for 400 V TNC (S) systems. UL approved for 600 V in accordance with UL508 / UL840. The mating profile ensures touch-safety of more than 3 mm according to IEC 61800-5-1.

Maximum operational reliability: with a derating up to 125°C, a mating profile that can only be plugged in correct, unique coding capabitlity and additional fastening mechanism.

- Available with a flange (F), screw flange (SF) and middle screw flange (MF).

## Product data

IEC: 1000 V / 41 A
UL: 300 V / 35 A

**For additional articles and information, refer to catalog.weidmueller.com**

**Note:**

- Additional colours on request
- Rated current related to rated cross-section and min. No. of poles.
- P on drg. = pitch
- Rated data refer only to the component itself. Clearance and creepage distances to other components are to be designed in accordance with the relevant application standards.

## SV 7.62HP/../90G



**Dimensioned drawing**

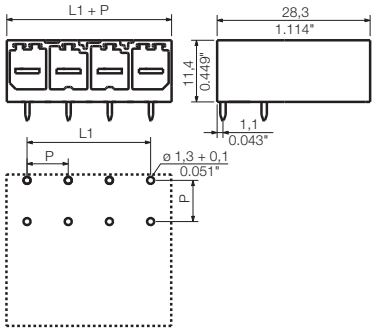


## Technical data

| In compliance with IEC 60664-1 / IEC 61984 | | | | |
|---|---|---|---|---|
| Clamping range, max. | mm² | | | |
| **Solid core H05(07) V-U** | **mm²** | | | |
| Stranded H07 V-R | | | | |
| Flexible H05(07) V-K | mm² | | | |
| Flexible with ferrule | mm² | | | |
| Ferrule with plastic collar | mm² | | | |
| Stripping length | mm | | | |
| Screwdriver blade | mm | | | |
| According to norm | | | | |
| Tightening torque range | Nm | | | |
| **Rated current, max.** | **A** | **41** | | **41** |
| At ambient temperature | | 20°C | | 40°C |
| For conductor cross-section | mm² | | | |
| Overvoltage category | | III | III | II |
| Pollution severity | | 3 | 2 | 2 |
| **Rated voltage** | **V** | **630** | **630** | **1000** |
| Rated impulse voltage | kV | 6 | 6 | 6 |
| **UL / CUL (Use Group)** | | **B** | **C** | **D** |
| **Rated voltage** | **V** | **300** | **300** | **600** |
| **Rated current** | **A** | **35** | **35** | **5** |
| **AWG conductor** | **AWG** | | **-** | |
| **CSA (Use Group)** | | **B** | **C** | **D** |
| Rated voltage | V | 300 | 300 | 600 |
| Rated current | A | 35 | 35 | 5 |
| AWG conductor | AWG | | - | |
| **General data** | | | | |
| Type of insulation material | | PA GF | | |
| Flammability class UL 94 | | V-0 | | |
| Contact base material | | Copper alloy | | |
| Material of contact surface | | tinned | | |
| Pin dimensions = d | mm | 0.8 x 1.0 | | |
| Solder eyelet Ø = D | mm | 1.3 | | |
| Solder eyelet Ø tolerance | mm | + 0,1 | | |

## Accessories

**Note:** Refer to the Accessories chapter for additional accessories.

| Coding | | Order No. |
|---|---|---|
|  | BV/SV 7.62HP KO | **1937590000** |

## Ordering data

| Solder pin length | | | | 3.5 mm |
|---|---|---|---|---|
| Colour | | | | black |
| **Pitch** | **7.62 mm** | | | |
| **Pol.** | L1 | (inch) | **Qty.** | **Order No.** |
| 2 | 7.62 | 0.300 | 100 | **1930270000** |
| 3 | 15.24 | 0.600 | 100 | **1930280000** |
| 4 | 22.86 | 0.900 | 100 | **1930290000** |
| 5 | 30.48 | 1.200 | 50 | **1930300000** |
| 6 | 38.10 | 1.500 | 50 | **1930310000** |
| 7 | 45.72 | 1.800 | 50 | **1930320000** |



«ЭЛЕКТРО-ПРОФИ» - http://www.ep.ru

## SV 7.62HP/../90F



**Dimensioned drawing**

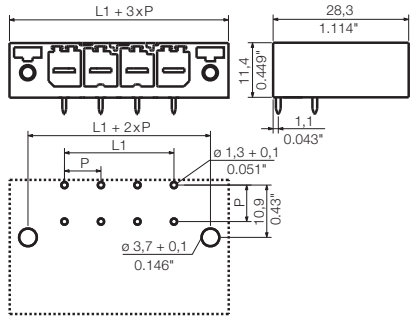


### Ordering data

| Solder pin length | | | | 3.5 mm |
|---|---|---|---|---|
| Colour | | | | black |
| **Pitch** | **7.62 mm** | | | |
| **Pol.** | L1 | (inch) | **Qty.** | **Order No.** |
| 2 | 7.62 | 0.300 | 100 | **1930380000** |
| 3 | 15.24 | 0.600 | 100 | **1930390000** |
| 4 | 22.86 | 0.900 | 100 | **1930400000** |
| 5 | 30.48 | 1.200 | 50 | **1930410000** |
| 6 | 38.10 | 1.500 | 50 | **1930420000** |
| 7 | 45.72 | 1.800 | 50 | **1930430000** |

## SV 7.62HP/../90SF



**Dimensioned drawing**

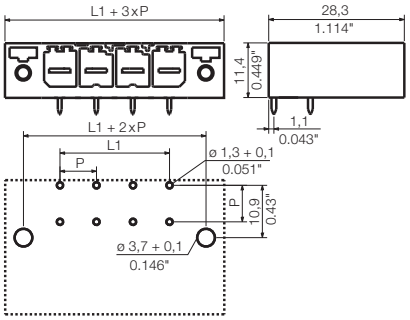


### Ordering data

| Solder pin length | | | | 3.5 mm |
|---|---|---|---|---|
| Colour | | | | black |
| **Pitch** | **7.62 mm** | | | |
| **Pol.** | L1 | (inch) | **Qty.** | **Order No.** |
| 2 | 7.62 | 0.300 | 100 | **1930490000** |
| 3 | 15.24 | 0.600 | 100 | **1930500000** |
| 4 | 22.86 | 0.900 | 100 | **1930510000** |
| 5 | 30.48 | 1.200 | 50 | **1930520000** |
| 6 | 38.10 | 1.500 | 50 | **1930530000** |
| 7 | 45.72 | 1.800 | 50 | **1930540000** |

## SV 7.62HP/../90MF



**Dimensioned drawing**

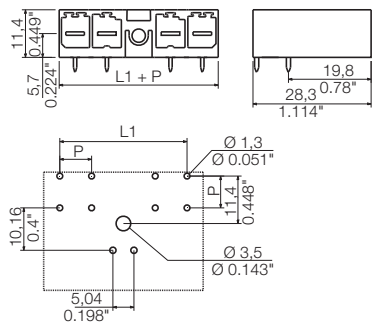


### Ordering data

| Solder pin length | | | | | 3.5 mm |
|---|---|---|---|---|---|
| Colour | | | | | black |
| **Pitch** | **7.62 mm** | | | | |
| **Pol.** | | L1 | (inch) | **Qty.** | **Order No.** |
| 2 | MF2 | 15,24 | 0,600 | 78 | **1048390000** |
| 3 | MF2 | 22,86 | 0,900 | 60 | **1048500000** |
| 3 | MF3 | 22,86 | 0,900 | 60 | **1048490000** |
| 4 | MF3 | 30,48 | 1,200 | 48 | **1048570000** |
| 5 | MF3 | 38,10 | 1,500 | 36 | **1048680000** |
| 5 | MF4 | 38,10 | 1,500 | 36 | **1048690000** |
| 6 | MF4 | 45,72 | 1,800 | 30 | **1048760000** |



«ЭЛЕКТРО-ПРОФИ» - http://www.ep.ru

# Connectors in 7.62 mm pitch
# Series BV/SV 7.62 – connects up to 6 mm²

## SV 7.62HP/../180



Male header in 180° outlet direction for 400 V TNC (S) systems. UL approved for 600 V in accordance with UL508 / UL840. The mating profile ensures touch-safety of more than 3 mm according to IEC 61800-5-1.

Maximum operational reliability: with a derating up to 125°C, a mating profile that can only be plugged in correct, unique coding capabitlity, additional fastening mechanism, and integrated positioning.

- Available with a flange (F), screw flange (SF) and middle screw flange (MF).

## Product data

IEC: 1000 V / 41 A
UL: 300 V / 35 A

**For additional articles and information, refer to catalog.weidmueller.com**

**Note:**

- Additional colours on request
- Rated current related to rated cross-section and min. No. of poles.
- P on drg. = pitch
- Rated data refer only to the component itself. Clearance and creepage distances to other components are to be designed in accordance with the relevant application standards.

## SV 7.62HP/../180G



**Dimensioned drawing**

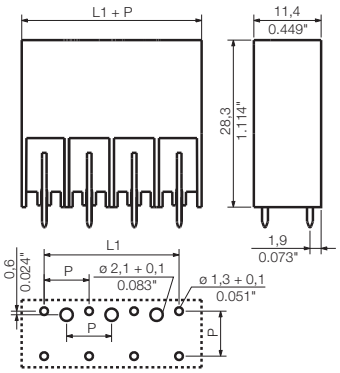


## Technical data

| In compliance with IEC 60664-1 / IEC 61984 | | | | |
|---|---|---|---|---|
| Clamping range, max. | mm² | | | |
| **Solid core H05(07) V-U** | **mm²** | | | |
| Stranded H07 V-R | | | | |
| Flexible H05(07) V-K | mm² | | | |
| Flexible with ferrule | mm² | | | |
| Ferrule with plastic collar | mm² | | | |
| Stripping length | mm | | | |
| Screwdriver blade | mm | | | |
| According to norm | | | | |
| Tightening torque range | Nm | | | |
| **Rated current, max.** | **A** | **41** | | **41** |
| At ambient temperature | | 20°C | | 40°C |
| For conductor cross-section | mm² | | | |
| Overvoltage category | | III | III | II |
| Pollution severity | | 3 | 2 | 2 |
| **Rated voltage** | **V** | **630** | **630** | **1000** |
| Rated impulse voltage | kV | 6 | 6 | 6 |
| **UL / CUL (Use Group)** | | **B** | **C** | **D** |
| **Rated voltage** | **V** | **300** | **300** | **600** |
| **Rated current** | **A** | **35** | **35** | **5** |
| **AWG conductor** | **AWG** | | **-** | |
| **CSA (Use Group)** | | **B** | **C** | **D** |
| Rated voltage | V | 300 | 300 | 600 |
| Rated current | A | 35 | 35 | 5 |
| AWG conductor | AWG | | - | |
| **General data** | | | | |
| Type of insulation material | | PA GF | | |
| Flammability class UL 94 | | V-0 | | |
| Contact base material | | Copper alloy | | |
| Material of contact surface | | tinned | | |
| Pin dimensions = d | mm | 0.8 x 1.0 | | |
| Solder eyelet Ø = D | mm | 1.3 | | |
| Solder eyelet Ø tolerance | mm | + 0,1 | | |

## Accessories

**Note:** Refer to the Accessories chapter for additional accessories.

| Coding | | Order No. |
|---|---|---|
|  | BV/SV 7.62HP KO | **1937590000** |
| | | |
| | | |
| **Protection against twisting** | | |
|  | VDS180 SV7.62 | **1853940000** |
| | | |
| | | |

## Ordering data

| Solder pin length | | | | 3.5 mm |
|---|---|---|---|---|
| Colour | | | | black |
| **Pitch** | **7.62 mm** | | | |
| **Pol.** | L1 | (inch) | **Qty.** | **Order No.** |
| 2 | 7.62 | 0.300 | 100 | **1930600000** |
| 3 | 15.24 | 0.600 | 100 | **1930610000** |
| 4 | 22.86 | 0.900 | 100 | **1930620000** |
| 5 | 30.48 | 1.200 | 50 | **1930630000** |
| 6 | 38.10 | 1.500 | 50 | **1930640000** |
| 7 | 45.72 | 1.800 | 50 | **1930650000** |



«ЭЛЕКТРО-ПРОФИ» - http://www.ep.ru

## SV 7.62HP/../180F



Dimensioned drawing

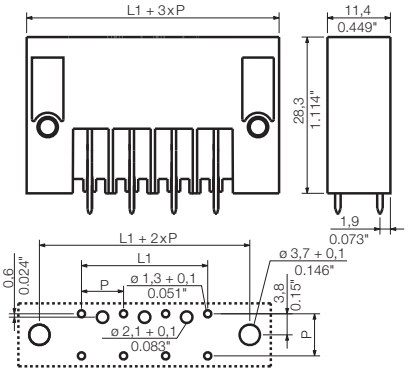


### Ordering data

| Solder pin length | | | | 3.5 mm |
|---|---|---|---|---|
| Colour | | | | black |
| **Pitch** | **7.62 mm** | | | |
| **Pol.** | L1 | (inch) | **Qty.** | **Order No.** |
| 2 | 7.62 | 0.300 | 100 | **1930710000** |
| 3 | 15.24 | 0.600 | 100 | **1930720000** |
| 4 | 22.86 | 0.900 | 100 | **1930730000** |
| 5 | 30.48 | 1.200 | 50 | **1930740000** |
| 6 | 38.10 | 1.500 | 50 | **1930750000** |
| 7 | 45.72 | 1.800 | 50 | **1930760000** |

## SV 7.62HP/../180SF



Dimensioned drawing

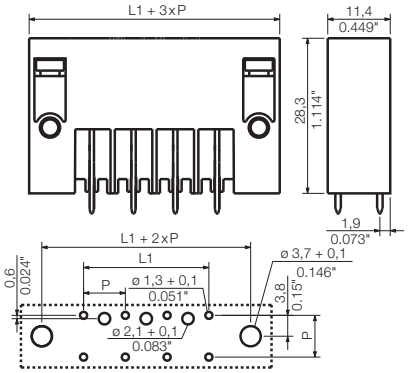


### Ordering data

| Solder pin length | | | | 3.5 mm |
|---|---|---|---|---|
| Colour | | | | black |
| **Pitch** | **7.62 mm** | | | |
| **Pol.** | L1 | (inch) | **Qty.** | **Order No.** |
| 2 | 7.62 | 0.300 | 100 | **1930820000** |
| 3 | 15.24 | 0.600 | 100 | **1930830000** |
| 4 | 22.86 | 0.900 | 100 | **1930840000** |
| 5 | 30.48 | 1.200 | 50 | **1930850000** |
| 6 | 38.10 | 1.500 | 50 | **1930860000** |
| 7 | 45.72 | 1.800 | 50 | **1930870000** |



«ЭЛЕКТРО-ПРОФИ» - http://www.ep.ru

# Connectors in 7.62 mm pitch
# Series BV/SV 7.62 – connects up to 6 mm²

## SV 7.62HP/../180MF



Male header in 180° outlet direction for 400 V TNC (S) systems. UL approved for 600 V in accordance with UL508 / UL840. The mating profile ensures touch-safety of more than 3 mm according to IEC 61800-5-1.

Maximum operational reliability: with a derating up to 125°C, a mating profile that can only be plugged in correct, unique coding capabitlity, additional fastening mechanism, and integrated positioning.

- Middle flange available in positions 2, 3 and 4.

## Product data

IEC: 1000 V / 41 A
UL: 300 V / 35 A

**For additional articles and information, refer to catalog.weidmueller.com**

**Note:**

- Additional colours on request
- Rated current related to rated cross-section and min. No. of poles.
- P on drg. = pitch
- Rated data refer only to the component itself. Clearance and creepage distances to other components are to be designed in accordance with the relevant application standards.

## SV 7.62HP/../180MF2



**Dimensioned drawing**

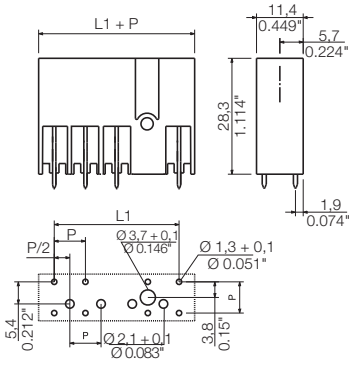


## Technical data

| In compliance with IEC 60664-1 / IEC 61984 | | | | |
|---|---|---|---|---|
| Clamping range, max. | mm² | | | |
| **Solid core H05(07) V-U** | **mm²** | | | |
| Stranded H07 V-R | | | | |
| Flexible H05(07) V-K | mm² | | | |
| Flexible with ferrule | mm² | | | |
| Ferrule with plastic collar | mm² | | | |
| Stripping length | mm | | | |
| Screwdriver blade | mm | | | |
| According to norm | | | | |
| Tightening torque range | Nm | | | |
| **Rated current, max.** | **A** | **41** | | **41** |
| At ambient temperature | | 20°C | | 40°C |
| For conductor cross-section | mm² | | | |
| Overvoltage category | | III | III | II |
| Pollution severity | | 3 | 2 | 2 |
| **Rated voltage** | **V** | **630** | **630** | **1000** |
| Rated impulse voltage | kV | 6 | 6 | 6 |
| **UL / CUL (Use Group)** | | **B** | **C** | **D** |
| **Rated voltage** | **V** | **300** | **300** | **600** |
| **Rated current** | **A** | **35** | **35** | **5** |
| **AWG conductor** | **AWG** | | **-** | |
| **CSA (Use Group)** | | **B** | **C** | **D** |
| Rated voltage | V | 300 | 300 | 600 |
| Rated current | A | 35 | 35 | 5 |
| AWG conductor | AWG | | - | |
| **General data** | | | | |
| Type of insulation material | | PA GF | | |
| Flammability class UL 94 | | V-0 | | |
| Contact base material | | Copper alloy | | |
| Material of contact surface | | tinned | | |
| Pin dimensions = d | mm | 0.8 x 1.0 | | |
| Solder eyelet Ø = D | mm | 1.3 | | |
| Solder eyelet Ø tolerance | mm | + 0,1 | | |

## Accessories

**Note:** Refer to the Accessories chapter for additional accessories.

| Coding | | Order No. |
|---|---|---|
|  | BV/SV 7.62HP KO | **1937590000** |
| **Protection against twisting** | | |
|  | VDS180 SV7.62 | **1853940000** |

## Ordering data

| Solder pin length | | | | 3.5 mm |
|---|---|---|---|---|
| Colour | | | | black |
| **Pitch** | **7.62 mm** | | | |
| **Pol.** | L1 | (inch) | **Qty.** | **Order No.** |
| 2 | 15.24 | 0.600 | 78 | **1048350000** |
| 3 | 22.86 | 0.900 | 60 | **1048410000** |



«ЭЛЕКТРО-ПРОФИ» - http://www.ep.ru

## SV 7.62HP/../180MF3



Dimensioned drawing

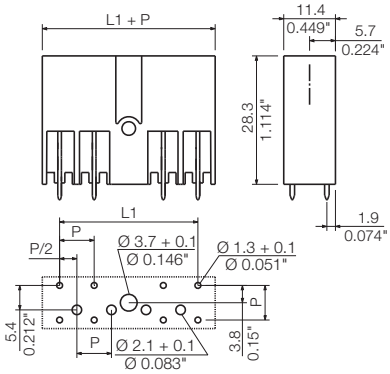


### Ordering data

| Solder pin length | | | | 3.5 mm |
|---|---|---|---|---|
| Colour | | | | black |
| **Pitch** | **7.62 mm** | | | |
| **Pol.** | L1 | (inch) | **Qty.** | **Order No.** |
| 3 | 22.86 | 0.900 | 60 | **1048420000** |
| 4 | 30.48 | 1.200 | 48 | **1048530000** |
| 5 | 38.10 | 1.500 | 36 | **1048590000** |

## SV 7.62HP/../180MF4



Dimensioned drawing

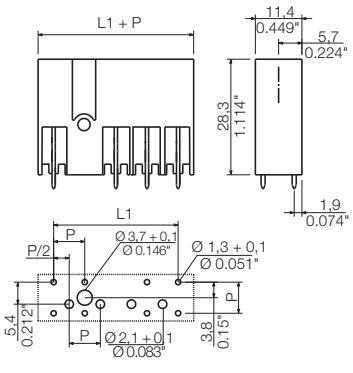


### Ordering data

| Solder pin length | | | | 3.5 mm |
|---|---|---|---|---|
| Colour | | | | black |
| **Pitch** | **7.62 mm** | | | |
| **Pol.** | L1 | (inch) | **Qty.** | **Order No.** |
| 5 | 38.10 | 1.500 | 36 | **1048600000** |
| 6 | 45.72 | 1.800 | 30 | **1048720000** |



«ЭЛЕКТРО-ПРОФИ» - http://www.ep.ru

# Connectors in 7.62 mm pitch
# Series BV/SV 7.62 – connects up to 6 mm²

## SV 7.62HP/../270



Male header in 270° outlet direction for 400 V TNC (S) systems. UL approved for 600 V in accordance with UL508 / UL840. The mating profile ensures touch-safety of more than 3 mm according to IEC 61800-5-1.

Maximum operational reliability: with a derating up to 125°C, a mating profile that can only be plugged in correct, unique coding capabitlity and additional fastening mechanism.

- Available with a flange (F), screw flange (SF) and middle screw flange (MF).

## Product data

IEC: 1000 V / 41 A
UL: 300 V / 35 A

**For additional articles and information, refer to catalog.weidmueller.com**

**Note:**

- Additional colours on request
- Rated current related to rated cross-section and min. No. of poles.
- P on drg. = pitch
- Rated data refer only to the component itself. Clearance and creepage distances to other components are to be designed in accordance with the relevant application standards.

## SV 7.62HP/../270G



**Dimensioned drawing**

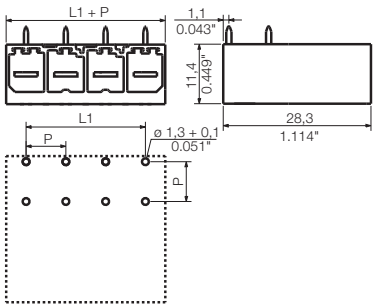


## Technical data

| In compliance with IEC 60664-1 / IEC 61984 | | | | |
|---|---|---|---|---|
| Clamping range, max. | mm² | | | |
| **Solid core H05(07) V-U** | **mm²** | | | |
| Stranded H07 V-R | | | | |
| Flexible H05(07) V-K | mm² | | | |
| Flexible with ferrule | mm² | | | |
| Ferrule with plastic collar | mm² | | | |
| Stripping length | mm | | | |
| Screwdriver blade | mm | | | |
| According to norm | | | | |
| Tightening torque range | Nm | | | |
| **Rated current, max.** | **A** | **41** | | **41** |
| At ambient temperature | | 20°C | | 40°C |
| For conductor cross-section | mm² | | | |
| Overvoltage category | | III | III | II |
| Pollution severity | | 3 | 2 | 2 |
| **Rated voltage** | **V** | **630** | **630** | **1000** |
| Rated impulse voltage | kV | 6 | 6 | 6 |
| **UL / CUL (Use Group)** | | **B** | **C** | **D** |
| **Rated voltage** | **V** | **300** | **300** | **600** |
| **Rated current** | **A** | **35** | **35** | **5** |
| **AWG conductor** | **AWG** | | **-** | |
| **CSA (Use Group)** | | **B** | **C** | **D** |
| Rated voltage | V | 300 | 300 | 600 |
| Rated current | A | 35 | 35 | 5 |
| AWG conductor | AWG | | - | |
| **General data** | | | | |
| Type of insulation material | | PA GF | | |
| Flammability class UL 94 | | V-0 | | |
| Contact base material | | Copper alloy | | |
| Material of contact surface | | tinned | | |
| Pin dimensions = d | mm | 0.8 x 1.0 | | |
| Solder eyelet Ø = D | mm | 1.3 | | |
| Solder eyelet Ø tolerance | mm | + 0,1 | | |

## Accessories

**Note:** Refer to the Accessories chapter for additional accessories.

| Coding | | Order No. |
|---|---|---|
|  | BV/SV 7.62HP KO | **1937590000** |

## Ordering data

| Solder pin length | | | | 3.5 mm |
|---|---|---|---|---|
| Colour | | | | black |
| **Pitch** | **7.62 mm** | | | |
| **Pol.** | L1 | (inch) | **Qty.** | **Order No.** |
| 2 | 7.62 | 0.300 | 100 | **1931260000** |
| 3 | 15.24 | 0.600 | 100 | **1931270000** |
| 4 | 22.86 | 0.900 | 100 | **1931280000** |
| 5 | 30.48 | 1.200 | 50 | **1931290000** |
| 6 | 38.10 | 1.500 | 50 | **1931300000** |
| 7 | 45.72 | 1.800 | 50 | **1931310000** |



«ЭЛЕКТРО-ПРОФИ» - http://www.ep.ru

## SV 7.62HP/../270F



**Dimensioned drawing**

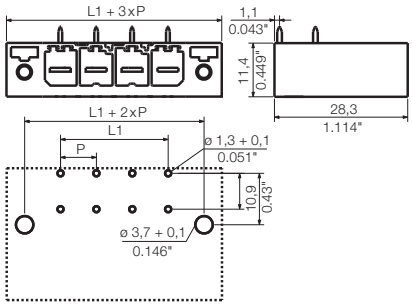


### Ordering data

| Solder pin length | | | | 3.5 mm |
|---|---|---|---|---|
| Colour | | | | black |
| **Pitch** | **7.62 mm** | | | |
| **Pol.** | L1 | (inch) | **Qty.** | **Order No.** |
| 2 | 7.62 | 0.300 | 100 | **1931370000** |
| 3 | 15.24 | 0.600 | 100 | **1931380000** |
| 4 | 22.86 | 0.900 | 100 | **1931390000** |
| 5 | 30.48 | 1.200 | 50 | **1931400000** |
| 6 | 38.10 | 1.500 | 50 | **1931410000** |
| 7 | 45.72 | 1.800 | 50 | **1931420000** |

## SV 7.62HP/../270SF



**Dimensioned drawing**

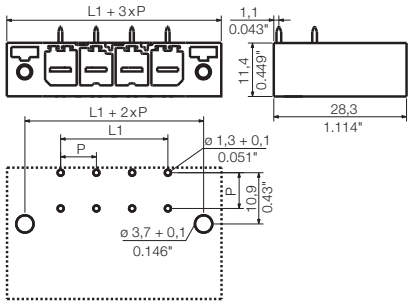


### Ordering data

| Solder pin length | | | | 3.5 mm |
|---|---|---|---|---|
| Colour | | | | black |
| **Pitch** | **7.62 mm** | | | |
| **Pol.** | L1 | (inch) | **Qty.** | **Order No.** |
| 2 | 7.62 | 0.300 | 100 | **1931480000** |
| 3 | 15.24 | 0.600 | 100 | **1931490000** |
| 4 | 22.86 | 0.900 | 100 | **1931500000** |
| 5 | 30.48 | 1.200 | 50 | **1931510000** |
| 6 | 38.10 | 1.500 | 50 | **1931520000** |
| 7 | 45.72 | 1.800 | 50 | **1931530000** |



«ЭЛЕКТРО-ПРОФИ» - http://www.ep.ru

# Connectors in 7.62 mm pitch
# Series BV/SV 7.62 – connects up to 6 mm²

## SV 7.62HP/../270MF



Male header in 180° outlet direction for 400 V TNC (S) systems. UL approved for 600 V in accordance with UL508 / UL840. The mating profile ensures touch-safety of more than 3 mm according to IEC 61800-5-1.

Maximum operational reliability: with a derating up to 125°C, a mating profile that can only be plugged in correct, unique coding capabitlity and additional fastening mechanism.

- Middle flange available in positions 2, 3 and 4.

## Product data

IEC: 1000 V / 41 A
UL: 300 V / 35 A

**For additional articles and information, refer to catalog.weidmueller.com**

**Note:**

- Additional colours on request
- Rated current related to rated cross-section and min. No. of poles.
- P on drg. = pitch
- Rated data refer only to the component itself. Clearance and creepage distances to other components are to be designed in accordance with the relevant application standards.

## SV 7.62HP/../270MF2



**Dimensioned drawing**

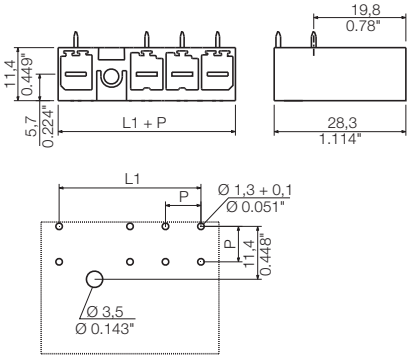


## Technical data

| In compliance with IEC 60664-1 / IEC 61984 | | | | |
|---|---|---|---|---|
| Clamping range, max. | mm² | | | |
| **Solid core H05(07) V-U** | **mm²** | | | |
| Stranded H07 V-R | | | | |
| Flexible H05(07) V-K | mm² | | | |
| Flexible with ferrule | mm² | | | |
| Ferrule with plastic collar | mm² | | | |
| Stripping length | mm | | | |
| Screwdriver blade | mm | | | |
| According to norm | | | | |
| Tightening torque range | Nm | | | |
| **Rated current, max.** | **A** | **41** | | **41** |
| At ambient temperature | | 20°C | | 40°C |
| For conductor cross-section | mm² | | | |
| Overvoltage category | | III | III | II |
| Pollution severity | | 3 | 2 | 2 |
| **Rated voltage** | **V** | **630** | **630** | **1000** |
| Rated impulse voltage | kV | 6 | 6 | 6 |
| **UL / CUL (Use Group)** | | **B** | **C** | **D** |
| **Rated voltage** | **V** | **300** | **300** | **600** |
| **Rated current** | **A** | **35** | **35** | **5** |
| **AWG conductor** | **AWG** | | **-** | |
| **CSA (Use Group)** | | **B** | **C** | **D** |
| Rated voltage | V | 300 | 300 | 600 |
| Rated current | A | 35 | 35 | 5 |
| AWG conductor | AWG | | - | |
| **General data** | | | | |
| Type of insulation material | | PA GF | | |
| Flammability class UL 94 | | V-0 | | |
| Contact base material | | Copper alloy | | |
| Material of contact surface | | tinned | | |
| Pin dimensions = d | mm | 0.8 x 1.0 | | |
| Solder eyelet Ø = D | mm | 1.3 | | |
| Solder eyelet Ø tolerance | mm | + 0,1 | | |

## Accessories

**Note:** Refer to the Accessories chapter for additional accessories.

| Coding | | Order No. |
|---|---|---|
|  | BV/SV 7.62HP KO | **1937590000** |

## Ordering data

| Solder pin length | | | | 3.5 mm |
|---|---|---|---|---|
| Colour | | | | black |
| **Pitch** | **7.62 mm** | | | |
| **Pol.** | L1 | (inch) | **Qty.** | **Order No.** |
| 2 | 15.24 | 0.600 | 78 | **1048370000** |
| 3 | 22.86 | 0.900 | 60 | **1048450000** |



«ЭЛЕКТРО-ПРОФИ» - http://www.ep.ru

## SV 7.62HP/../270MF3



**Dimensioned drawing**

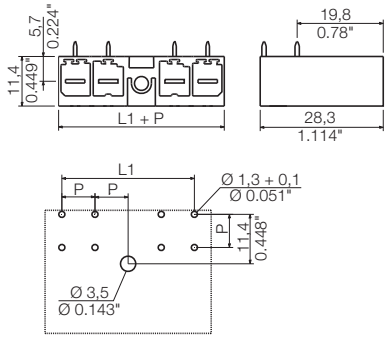


### Ordering data

| Solder pin length | | | | 3.5 mm |
|---|---|---|---|---|
| Colour | | | | black |
| **Pitch 7.62 mm** | | | | |
| **Pol.** | L1 | (inch) | **Qty.** | **Order No.** |
| 3 | 22.86 | 0.900 | 60 | **1048460000** |
| 4 | 30.48 | 1.200 | 48 | **1048550000** |
| 5 | 38.10 | 1.500 | 36 | **1048640000** |

## SV 7.62HP/../270MF4



**Dimensioned drawing**

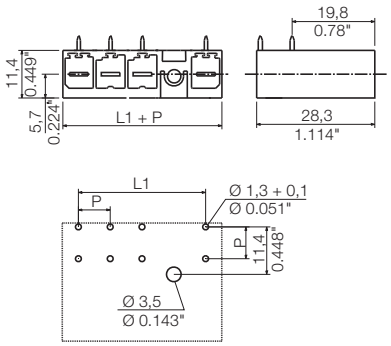


### Ordering data

| Solder pin length | | | | 3.5 mm |
|---|---|---|---|---|
| Colour | | | | black |
| **Pitch 7.62 mm** | | | | |
| **Pol.** | L1 | (inch) | **Qty.** | **Order No.** |
| 5 | 38.10 | 1.500 | 36 | **1048650000** |
| 6 | 45.72 | 1.800 | 30 | **1048740000** |



«ЭЛЕКТРО-ПРОФИ» - http://www.ep.ru

# Connectors in 7.62 mm pitch
# Series BV/SV 7.62 – connects up to 6 mm²

## SVZ 7.62HP/../180



Male plug in 180° outlet direction with clamping yoke screw connection for TNC (S) systems. Also perfect for finger-safe solutions involving inverse voltages. Meets the requirements of UL1059 for 600 V Use Group C. The mating profile ensures touch-safety of > 3 mm in accordance with IEC 61800-5-1.

Maximum operational reliability: with a derating up to 125°C, a mating profile that can only be plugged in correct, and unique coding capabitlity.

- Available with a flange (F) and screw flange (SF).

## Product data

IEC: 1000 V / 41 A / 0.2 - 6 mm²
UL: 600 V / 35 A / AWG 24 - 10

**For additional articles and information, refer to catalog.weidmueller.com**

**Note:**

- Additional colours on request
- Rated current related to rated cross-section and min. No. of poles.
- Wire end ferrule without plastic collar to DIN 46228/1
- Wire end ferrule with plastic collar to DIN 46228/4
- P on drg. = pitch
- Rated data refer only to the component itself. Clearance and creepage distances to other components are to be designed in accordance with the relevant application standards.

## SVZ 7.62HP/../180



**Dimensioned drawing**

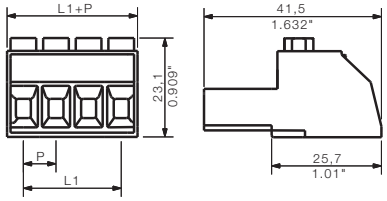


## Technical data

| | | | | |
|---|---|---|---|---|
| **In compliance with IEC 60664-1 / IEC 61984** | | | | |
| Clamping range, max. | mm² | 0.2...6 | | |
| **Solid core H05(07) V-U** | **mm²** | **0.2...6** | | |
| Stranded H07 V-R | | | | |
| Flexible H05(07) V-K | mm² | 0.5...6 | | |
| Flexible with ferrule | mm² | 0.25...6 | | |
| Ferrule with plastic collar | mm² | 0.25...6 | | |
| Stripping length | mm | 12 | | |
| Screwdriver blade | mm | 0.8 x 4.5 | | |
| According to norm | | DIN 5264-A | | |
| Tightening torque range | Nm | 0.5...0.6 | | |
| **Rated current, max.** | **A** | **41** | | **41** |
| At ambient temperature | | 20°C | | 40°C |
| For conductor cross-section | mm² | 6 | | |
| Overvoltage category | | III | III | II |
| Pollution severity | | 3 | 2 | 2 |
| **Rated voltage** | **V** | **800** | **1000** | **1000** |
| Rated impulse voltage | kV | 8 | 8 | 6 |
| **UL / CUL (Use Group)** | | **B** | **C** | **D** |
| **Rated voltage** | **V** | **600** | **600** | **600** |
| **Rated current** | **A** | **35** | **35** | **5** |
| **AWG conductor** | **AWG** | **24-10** | | |
| **CSA (Use Group)** | | **B** | **C** | **D** |
| Rated voltage | V | 600 | 600 | 600 |
| Rated current | A | 35 | 35 | 5 |
| AWG conductor | AWG | 24-10 | | |
| **General data** | | | | |
| Type of insulation material | | PA GF | | |
| Flammability class UL 94 | | V-0 | | |
| Contact base material | | Copper alloy | | |
| Material of contact surface | | tinned | | |
| Pin dimensions = d | mm | | | |
| Solder eyelet Ø = D | mm | | | |
| Solder eyelet Ø tolerance | mm | | | |

## Accessories

**Note:** Refer to the Accessories chapter for additional accessories.

| Coding | | Order No. |
|---|---|---|
|  | BV/SV 7.62HP KO | **1937590000** |
| **Strain relief** | | |
|  | BV/SV 7.62HP/02 ZE GR | **1937550000** |
| | BV/SV 7.62HP/04 ZE GR | **1937560000** |
| **Screwdriver** | | |
|  | SD 0,8x4,5x125 | **9009020000** |
| **Crosshead screwdriver** | | |
|  | SDK PH1 | **9008480000** |

## Ordering data

**Solder pin length**

**Colour** **black**

**Pitch 7.62 mm**

| Pol. | L1 | (inch) | Qty. | Order No. |
|---|---|---|---|---|
| 2 | 7.62 | 0.300 | 100 | **1931620000** |
| 3 | 15.24 | 0.600 | 100 | **1931630000** |
| 4 | 22.86 | 0.900 | 100 | **1931640000** |
| 5 | 30.48 | 1.200 | 50 | **1931660000** |
| 6 | 38.10 | 1.500 | 50 | **1931670000** |
| 7 | 45.72 | 1.800 | 50 | **1931680000** |

**Representative derating curve**

BVL 7.62HP/../180 - SVZ 7.62HP/../180

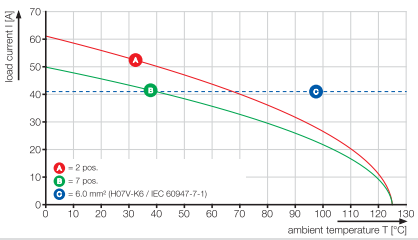




«ЭЛЕКТРО-ПРОФИ» - http://www.ep.ru

## SVZ 7.62HP/../180F



**Dimensioned drawing**

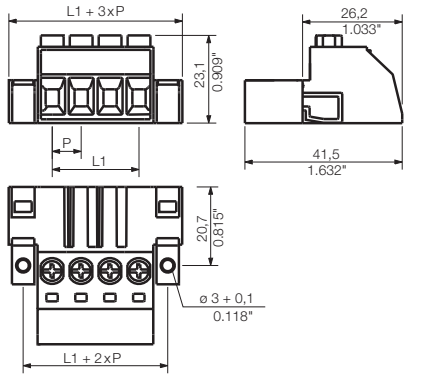


### Ordering data

**Solder pin length**

**Colour** black

**Pitch 7.62 mm**

| Pol. | L1 | (inch) | Qty. | Order No. |
|---|---|---|---|---|
| 2 | 7.62 | 0.300 | 100 | **1931740000** |
| 3 | 15.24 | 0.600 | 100 | **1931760000** |
| 4 | 22.86 | 0.900 | 100 | **1931820000** |
| 5 | 30.48 | 1.200 | 50 | **1931840000** |
| 6 | 38.10 | 1.500 | 50 | **1931850000** |
| 7 | 45.72 | 1.800 | 50 | **1931860000** |

## SVZ 7.62HP/../180SF



**Dimensioned drawing**

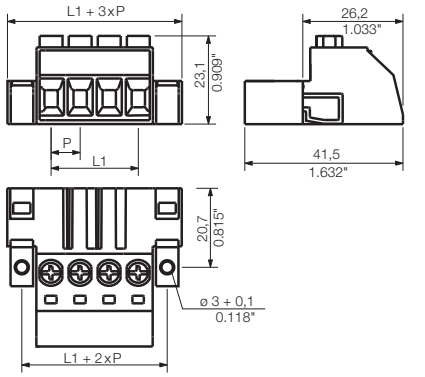


### Ordering data

**Solder pin length**

**Colour** black

**Pitch 7.62 mm**

| Pol. | L1 | (inch) | Qty. | Order No. |
|---|---|---|---|---|
| 2 | 7.62 | 0.300 | 100 | **1931960000** |
| 3 | 15.24 | 0.600 | 100 | **1931970000** |
| 4 | 22.86 | 0.900 | 100 | **1931980000** |
| 5 | 30.48 | 1.200 | 50 | **1931990000** |
| 6 | 38.10 | 1.500 | 50 | **1932000000** |
| 7 | 45.72 | 1.800 | 50 | **1932010000** |

**Additional derating curves**

BVZ 7.62HP/../180 - SVZ 7.62HP/../180

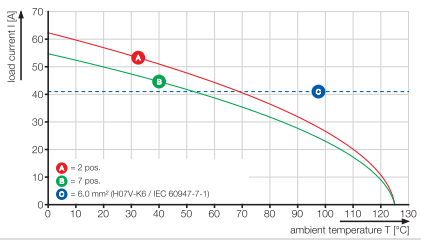




«ЭЛЕКТРО-ПРОФИ» - http://www.ep.ru

# Connectors in 7.62 mm pitch
# Series BV/SV 7.62 – connects up to 6 mm²

## SVZ 7.62HP/../180FC



Male plug in 180° outlet direction with clamping yoke screw connection for TNC (S) systems. Also perfect for finger-safe solutions involving inverse voltages. Meets the requirements of UL1059 for 600 V Use Group C. The mating profile ensures touch-safety of > 3 mm in accordance with IEC 61800-5-1.

Maximum operational reliability: with a derating up to 125°C, a mating profile that can only be plugged in correct, and unique coding capability.

- Available with a flange (FL) and a screw flange (SFC).

## Product data

IEC: 1000 V / 41 A / 0.2 - 6 mm²
UL: 600 V / 35 A / AWG 24 - 10

**For additional articles and information, refer to catalog.weidmueller.com**

**Note:**

- Additional colours on request
- Rated current related to rated cross-section and min. No. of poles.
- Wire end ferrule without plastic collar to DIN 46228/1
- Wire end ferrule with plastic collar to DIN 46228/4
- P on drg. = pitch
- Rated data refer only to the component itself. Clearance and creepage distances to other components are to be designed in accordance with the relevant application standards.

## SVZ 7.62HP/../180FC



**Dimensioned drawing**

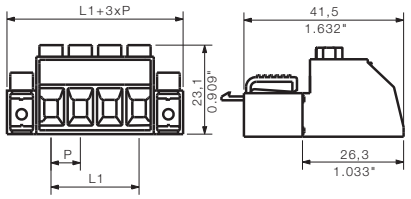


## Technical data

| In compliance with IEC 60664-1 / IEC 61984 | | | | |
|---|---|---|---|---|
| Clamping range, max. | mm² | 0.2...6 | | |
| **Solid core H05(07) V-U** | **mm²** | **0.2...6** | | |
| Stranded H07 V-R | | | | |
| Flexible H05(07) V-K | mm² | 0.5...6 | | |
| Flexible with ferrule | mm² | 0.25...6 | | |
| Ferrule with plastic collar | mm² | 0.25...6 | | |
| Stripping length | mm | 12 | | |
| Screwdriver blade | mm | 0.8 x 4.5 | | |
| According to norm | | DIN 5264-A | | |
| Tightening torque range | Nm | 0.5...0.6 | | |
| **Rated current, max.** | **A** | **41** | | **41** |
| At ambient temperature | | 20°C | | 40°C |
| For conductor cross-section | mm² | 6 | | |
| Overvoltage category | | III | III | II |
| Pollution severity | | 3 | 2 | 2 |
| **Rated voltage** | **V** | **800** | **1000** | **1000** |
| Rated impulse voltage | kV | 8 | 8 | 6 |
| **UL / CUL (Use Group)** | | **B** | **C** | **D** |
| **Rated voltage** | **V** | **600** | **600** | **600** |
| **Rated current** | **A** | **35** | **35** | **5** |
| **AWG conductor** | **AWG** | **24-10** | | |
| **CSA (Use Group)** | | **B** | **C** | **D** |
| Rated voltage | V | 600 | 600 | 600 |
| Rated current | A | 35 | 35 | 5 |
| AWG conductor | AWG | 24-10 | | |
| **General data** | | | | |
| Type of insulation material | | PA GF | | |
| Flammability class UL 94 | | V-0 | | |
| Contact base material | | Copper alloy | | |
| Material of contact surface | | tinned | | |
| Pin dimensions = d | mm | | | |
| Solder eyelet Ø = D | mm | | | |
| Solder eyelet Ø tolerance | mm | | | |

## Accessories

**Note:** Refer to the Accessories chapter for additional accessories.

| Coding | | Order No. |
|---|---|---|
|  | BV/SV 7.62HP KO | **1937590000** |
| **Strain relief** | | |
|  | BV/SV 7.62HP/02 ZE GR | **1937550000** |
| | BV/SV 7.62HP/04 ZE GR | **1937560000** |
| **Screwdriver** | | |
|  | SD 0,8x4,5x125 | **9009020000** |
| **Crosshead screwdriver** | | |
|  | SDK PH1 | **9008480000** |

## Ordering data

**Solder pin length**

**Colour** **black**

**Pitch 7.62 mm**

| Pol. | L1 | (inch) | Qty. | Order No. |
|---|---|---|---|---|
| 2 | 7.62 | 0.300 | 100 | **1950880000** |
| 3 | 15.24 | 0.600 | 100 | **1950890000** |
| 4 | 22.86 | 0.900 | 100 | **1950900000** |
| 5 | 30.48 | 1.200 | 50 | **1950910000** |
| 6 | 38.10 | 1.500 | 50 | **1950920000** |
| 7 | 45.72 | 1.800 | 50 | **1950930000** |

**Representative derating curve**

BVL 7.62HP/../180 - SVZ 7.62HP/../180

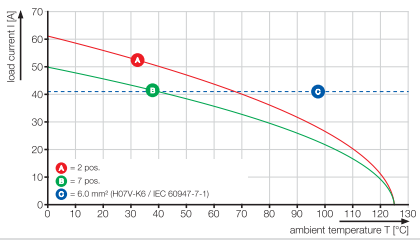




«ЭЛЕКТРО-ПРОФИ» - http://www.ep.ru

## SVZ 7.62HP/../180SFC



**Dimensioned drawing**

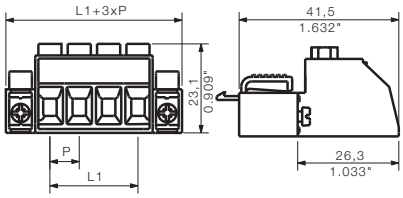


## Ordering data

**Solder pin length**

| Colour | | | | black |
|---|---|---|---|---|
| **Pitch** | **7.62 mm** | | | |
| **Pol.** | L1 | (inch) | **Qty.** | **Order No.** |
| 2 | 7.62 | 0.300 | 100 | **1950990000** |
| 3 | 15.24 | 0.600 | 100 | **1951000000** |
| 4 | 22.86 | 0.900 | 100 | **1951010000** |
| 5 | 30.48 | 1.200 | 50 | **1951020000** |
| 6 | 38.10 | 1.500 | 50 | **1951030000** |
| 7 | 45.72 | 1.800 | 50 | **1951050000** |

**Additional derating curves**

BVZ 7.62HP/../180 - SVZ 7.62HP/../180

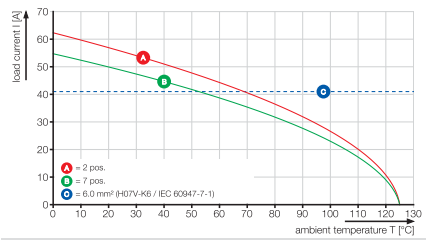




«ЭЛЕКТРО-ПРОФИ» - http://www.ep.ru

# Connectors in 7.62 mm pitch
# Series BV/SV 7.62 – connects up to 6 mm²

## SVZ 7.62HP/../180FI



Male plug in 180° outlet direction with clamping yoke screw connection for TNC (S) systems. Also perfect for finger-safe solutions involving inverse voltages for board-to-wire connections. Meets the requirements of UL1059 for 600 V Use Group C. The mating profile ensures touch-safety of > 3 mm in accordance with IEC 61800-5-1.

Maximum operational reliability: with a derating up to 125°C, a mating profile that can only be plugged in correct, and unique coding capability.

Variants: flange and screw flange mountings.
- Available with a flange (FI) and a screw flange (SFI).

## Product data

IEC: 1000 V / 41 A / 0.2 - 6 mm²
UL: 600 V / 35 A / AWG 24 - 10

**For additional articles and information, refer to catalog.weidmueller.com**

**Note:**
- Additional colours on request
- Rated current related to rated cross-section and min. No. of poles.
- Wire end ferrule without plastic collar to DIN 46228/1
- Wire end ferrule with plastic collar to DIN 46228/4
- P on drg. = pitch
- Rated data refer only to the component itself. Clearance and creepage distances to other components are to be designed in accordance with the relevant application standards.

## SVZ 7.62HP/../180FI



**Dimensioned drawing**

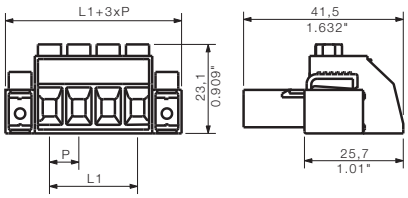


## Technical data

| In compliance with IEC 60664-1 / IEC 61984 | | | | |
|---|---|---|---|---|
| Clamping range, max. | mm² | 0.2...6 | | |
| **Solid core H05(07) V-U** | **mm²** | **0.2...6** | | |
| Stranded H07 V-R | | | | |
| Flexible H05(07) V-K | mm² | 0.5...6 | | |
| Flexible with ferrule | mm² | 0.25...6 | | |
| Ferrule with plastic collar | mm² | 0.25...6 | | |
| Stripping length | mm | 12 | | |
| Screwdriver blade | mm | 0.8 x 4.5 | | |
| According to norm | | DIN 5264-A | | |
| Tightening torque range | Nm | 0.5...0.6 | | |
| **Rated current, max.** | **A** | **41** | | **41** |
| At ambient temperature | | 20°C | | 40°C |
| For conductor cross-section | mm² | 6 | | |
| Overvoltage category | | III | III | II |
| Pollution severity | | 3 | 2 | 2 |
| **Rated voltage** | **V** | **800** | **1000** | **1000** |
| Rated impulse voltage | kV | 8 | 8 | 6 |
| **UL / CUL (Use Group)** | | **B** | **C** | **D** |
| **Rated voltage** | **V** | **600** | **600** | **600** |
| **Rated current** | **A** | **35** | **35** | **5** |
| **AWG conductor** | **AWG** | **24-10** | | |
| **CSA (Use Group)** | | **B** | **C** | **D** |
| Rated voltage | V | 600 | 600 | 600 |
| Rated current | A | 35 | 35 | 5 |
| AWG conductor | AWG | 24-10 | | |
| **General data** | | | | |
| Type of insulation material | | PA GF | | |
| Flammability class UL 94 | | V-0 | | |
| Contact base material | | Copper alloy | | |
| Material of contact surface | | tinned | | |
| Pin dimensions = d | mm | | | |
| Solder eyelet Ø = D | mm | | | |
| Solder eyelet Ø tolerance | mm | | | |

## Accessories

**Note:** Refer to the Accessories chapter for additional accessories.

| Coding | | Order No. |
|---|---|---|
|  | BV/SV 7.62HP KO | **1937590000** |
| **Strain relief** | | |
|  | BV/SV 7.62HP/02 ZE GR | **1937550000** |
| | BV/SV 7.62HP/04 ZE GR | **1937560000** |
| **Screwdriver** | | |
|  | SD 0,8x4,5x125 | **9009020000** |
| **Crosshead screwdriver** | | |
|  | SDK PH1 | **9008480000** |

## Ordering data

**Solder pin length**
**Colour** black
**Pitch 7.62 mm**

| Pol. | L1 | (inch) | Qty. | Order No. |
|---|---|---|---|---|
| 2 | 7.62 | 0.300 | 100 | **1932070000** |
| 3 | 15.24 | 0.600 | 100 | **1932080000** |
| 4 | 22.86 | 0.900 | 100 | **1932090000** |
| 5 | 30.48 | 1.200 | 50 | **1932100000** |
| 6 | 38.10 | 1.500 | 50 | **1932110000** |
| 7 | 45.72 | 1.800 | 50 | **1932120000** |

**Representative derating curve**

BVL 7.62HP/../180 - SVZ 7.62HP/../180

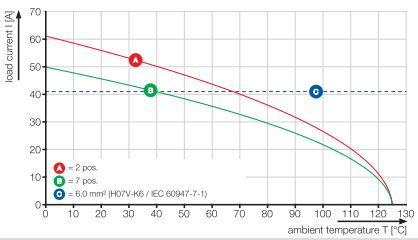




«ЭЛЕКТРО-ПРОФИ» - http://www.ep.ru

## SVZ 7.62HP/../180SFI



### Dimensioned drawing

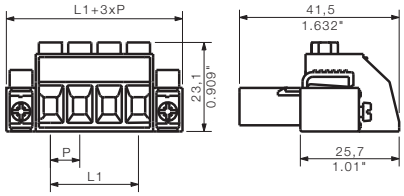


## Ordering data

**Solder pin length**

**Colour** **black**

**Pitch 7.62 mm**

| Pol. | L1 | (inch) | Qty. | Order No. |
|---|---|---|---|---|
| 2 | 7.62 | 0.300 | 100 | **1932180000** |
| 3 | 15.24 | 0.600 | 100 | **1932190000** |
| 4 | 22.86 | 0.900 | 100 | **1932200000** |
| 5 | 30.48 | 1.200 | 50 | **1932210000** |
| 6 | 38.10 | 1.500 | 50 | **1932220000** |
| 7 | 45.72 | 1.800 | 50 | **1932230000** |

### Additional derating curves

BVZ 7.62HP/../180 - SVZ 7.62HP/../180

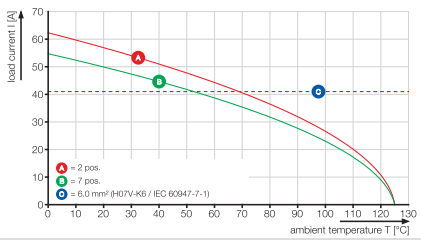




«ЭЛЕКТРО-ПРОФИ» - http://www.ep.ru

# Connectors in 7.62 mm pitch
# Series BV/SV 7.62 – connects up to 6 mm²

## SVZ 7.62HP/../180SH



Male plug in 180° outlet direction with clamping yoke screw connection and additional shield connection for TNC (S) systems. Also perfect for finger-safe solutions involving inverse voltages. Meets the requirements of UL1059 for 600 V Use Group C. The mating profile ensures touch-safety of > 3 mm in accordance with IEC 61800-5-1.

Maximum operational reliability with a derating up to 125°C, a mating profile that can only be plugged in correct, and unique coding capability.

- Available with shield in three different orientations.

## Product data

IEC: 1000 V / 41 A / 0.2 - 6 mm²
UL: 600 V / 35 A / AWG 24 - 10

**For additional articles and information, refer to catalog.weidmueller.com**

**Note:**

- Additional colours on request
- Rated current related to rated cross-section and min. No. of poles.
- Wire end ferrule without plastic collar to DIN 46228/1
- Wire end ferrule with plastic collar to DIN 46228/4
- P on drg. = pitch
- Rated data refer only to the component itself. Clearance and creepage distances to other components are to be designed in accordance with the relevant application standards.

## SVZ 7.62HP/../180SH150



**Dimensioned drawing**

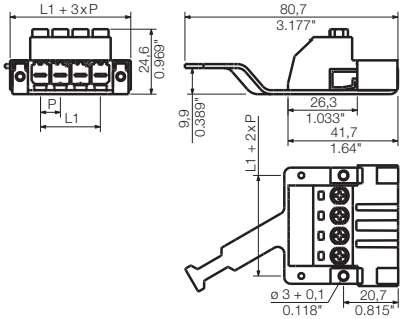


## Technical data

| In compliance with IEC 60664-1 / IEC 61984 | | | | |
|---|---|---|---|---|
| Clamping range, max. | mm² | 0.2...6 | | |
| **Solid core H05(07) V-U** | **mm²** | **0.2...6** | | |
| Stranded H07 V-R | | | | |
| Flexible H05(07) V-K | mm² | 0.5...6 | | |
| Flexible with ferrule | mm² | 0.25...6 | | |
| Ferrule with plastic collar | mm² | 0.25...6 | | |
| Stripping length | mm | 12 | | |
| Screwdriver blade | mm | 0.8 x 4.5 | | |
| According to norm | | DIN 5264-A | | |
| Tightening torque range | Nm | 0.5...0.6 | | |
| **Rated current, max.** | **A** | **41** | | **41** |
| At ambient temperature | | 20°C | | 40°C |
| For conductor cross-section | mm² | 6 | | |
| Overvoltage category | | III | III | II |
| Pollution severity | | 3 | 2 | 2 |
| **Rated voltage** | **V** | **800** | **1000** | **1000** |
| Rated impulse voltage | kV | 8 | 8 | 6 |
| **UL / CUL (Use Group)** | | **B** | **C** | **D** |
| **Rated voltage** | **V** | **600** | **600** | **600** |
| **Rated current** | **A** | **35** | **35** | **5** |
| **AWG conductor** | **AWG** | **24-10** | | |
| **CSA (Use Group)** | | **B** | **C** | **D** |
| Rated voltage | V | 600 | 600 | 600 |
| Rated current | A | 35 | 35 | 5 |
| AWG conductor | AWG | 24-10 | | |
| **General data** | | | | |
| Type of insulation material | | PA GF | | |
| Flammability class UL 94 | | V-0 | | |
| Contact base material | | Copper alloy | | |
| Material of contact surface | | tinned | | |
| Pin dimensions = d | mm | | | |
| Solder eyelet Ø = D | mm | | | |
| Solder eyelet Ø tolerance | mm | | | |

## Accessories

**Note:** Refer to the Accessories chapter for additional accessories.

| Coding | | Order No. |
|---|---|---|
|  | BV/SV 7.62HP KO | **1937590000** |
| **Screwdriver** | | |
|  | SD 0,8x4,5x125 | **9009020000** |
| **Crosshead screwdriver** | | |
|  | SDK PH1 | **9008480000** |

## Ordering data

**Solder pin length**

**Colour** **black**

**Pitch 7.62 mm**

| Pol. | L1 | (inch) | Qty. | Order No. |
|---|---|---|---|---|
| 3 | 15.24 | 0.600 | 50 | **1932290000** |
| 4 | 22.86 | 0.900 | 25 | **1932300000** |
| 5 | 30.48 | 1.200 | 25 | **1932310000** |
| 6 | 38.10 | 1.500 | 25 | **1932320000** |

**Representative derating curve**

BVL 7.62HP/../180 - SVZ 7.62HP/../180

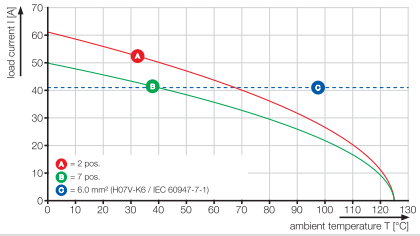




«ЭЛЕКТРО-ПРОФИ» - http://www.ep.ru

## SVZ 7.62HP/../180SH180



### Dimensioned drawing

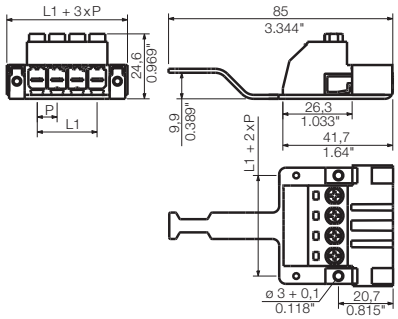


### Ordering data

| Solder pin length | | | | |
|---|---|---|---|---|
| Colour | | | | black |
| **Pitch 7.62 mm** | | | | |
| **Pol.** | L1 | (inch) | **Qty.** | **Order No.** |
| 3 | 15.24 | 0.600 | 50 | **1932460000** |
| 4 | 22.86 | 0.900 | 25 | **1932470000** |
| 5 | 30.48 | 1.200 | 25 | **1932480000** |
| 6 | 38.10 | 1.500 | 25 | **1932490000** |

### Additional derating curves

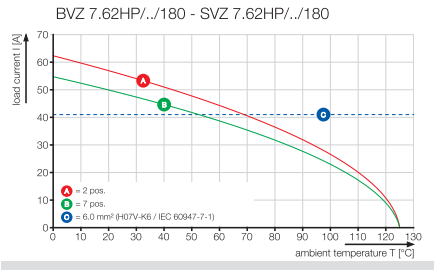


## SVZ 7.62HP/../180SH210



### Dimensioned drawing

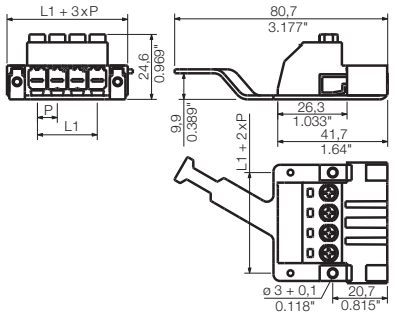


### Ordering data

| Solder pin length | | | | |
|---|---|---|---|---|
| Colour | | | | black |
| **Pitch 7.62 mm** | | | | |
| **Pol.** | L1 | (inch) | **Qty.** | **Order No.** |
| 3 | 15.24 | 0.600 | 50 | **1932540000** |
| 4 | 22.86 | 0.900 | 25 | **1932550000** |
| 5 | 30.48 | 1.200 | 25 | **1932560000** |
| 6 | 38.10 | 1.500 | 25 | **1932570000** |



«ЭЛЕКТРО-ПРОФИ» - http://www.ep.ru

# Connectors in 7.62 mm pitch
# Series BV/SV 7.62 – connects up to 6 mm²

## SVZ 7.62HP/../180SH C



Female plug in 180° outlet direction with clamping yoke screw connection and additional shield connection for TNC (S) systems. Also perfect for finger-safe solutions involving inverse voltages. Meets the requirements of UL1059 for 600 V Use Group C. The mating profile ensures touch-safety of > 3 mm in accordance with IEC 61800-5-1.

Maximum operational reliability with a derating up to 125°C, a mating profile that can only be plugged in correct, and unique coding capability.

- Available with shield in three different orientations.

## Product data

IEC: 1000 V / 41 A / 0.2 - 6 mm²
UL: 600 V / 35 A / AWG 24 - 10

**For additional articles and information, refer to catalog.weidmueller.com**

**Note:**

- Additional colours on request
- Rated current related to rated cross-section and min. No. of poles.
- Wire end ferrule without plastic collar to DIN 46228/1
- Wire end ferrule with plastic collar to DIN 46228/4
- P on drg. = pitch
- Rated data refer only to the component itself. Clearance and creepage distances to other components are to be designed in accordance with the relevant application standards.

## SVZ 7.62HP/../180SH150C



**Dimensioned drawing**

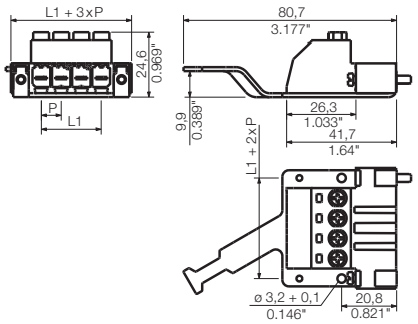


## Technical data

| In compliance with IEC 60664-1 / IEC 61984 | | | | |
|---|---|---|---|---|
| Clamping range, max. | mm² | 0.2...6 | | |
| **Solid core H05(07) V-U** | **mm²** | **0.2...6** | | |
| Stranded H07 V-R | | | | |
| Flexible H05(07) V-K | mm² | 0.5...6 | | |
| Flexible with ferrule | mm² | 0.25...6 | | |
| Ferrule with plastic collar | mm² | 0.25...6 | | |
| Stripping length | mm | 12 | | |
| Screwdriver blade | mm | 0.8 x 4.5 | | |
| According to norm | | DIN 5264-A | | |
| Tightening torque range | Nm | 0.5...0.6 | | |
| **Rated current, max.** | **A** | **41** | | **41** |
| At ambient temperature | | 20°C | | 40°C |
| For conductor cross-section | mm² | 6 | | |
| Overvoltage category | | III | III | II |
| Pollution severity | | 3 | 2 | 2 |
| **Rated voltage** | **V** | **800** | **1000** | **1000** |
| Rated impulse voltage | kV | 8 | 8 | 6 |
| **UL / CUL (Use Group)** | | **B** | **C** | **D** |
| **Rated voltage** | **V** | **600** | **600** | **600** |
| **Rated current** | **A** | **35** | **35** | **5** |
| **AWG conductor** | **AWG** | **24-10** | | |
| **CSA (Use Group)** | | **B** | **C** | **D** |
| Rated voltage | V | 600 | 600 | 600 |
| Rated current | A | 35 | 35 | 5 |
| AWG conductor | AWG | 24-10 | | |
| **General data** | | | | |
| Type of insulation material | | PA GF | | |
| Flammability class UL 94 | | V-0 | | |
| Contact base material | | Copper alloy | | |
| Material of contact surface | | tinned | | |
| Pin dimensions = d | mm | | | |
| Solder eyelet Ø = D | mm | | | |
| Solder eyelet Ø tolerance | mm | | | |

## Accessories

**Note:** Refer to the Accessories chapter for additional accessories.

| Coding | | Order No. |
|---|---|---|
|  | BV/SV 7.62HP KO | **1937590000** |
| **Screwdriver** | | |
|  | SD 0,8x4,5x125 | **9009020000** |
| **Crosshead screwdriver** | | |
|  | SDK PH1 | **9008480000** |

## Ordering data

**Solder pin length**

**Colour** **black**

**Pitch 7.62 mm**

| Pol. | L1 | (inch) | Qty. | Order No. |
|---|---|---|---|---|
| 3 | 15.24 | 0.600 | 50 | **1951110000** |
| 4 | 22.86 | 0.900 | 25 | **1951120000** |
| 5 | 30.48 | 1.200 | 25 | **1951130000** |
| 6 | 38.10 | 1.500 | 25 | **1951140000** |

**Representative derating curve**

BVL 7.62HP/../180 - SVZ 7.62HP/../180

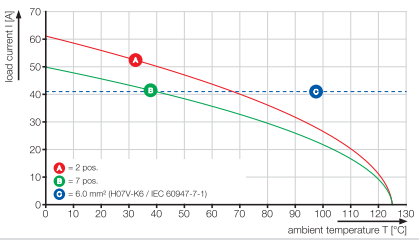




«ЭЛЕКТРО-ПРОФИ» - http://www.ep.ru

## SVZ 7.62HP/../180SH180C



**Dimensioned drawing**

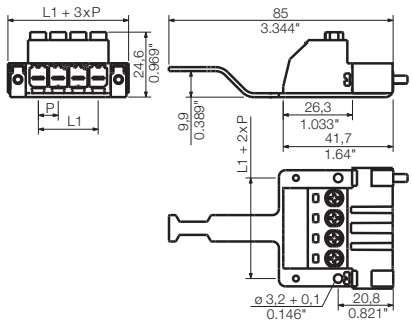


### Ordering data

| Solder pin length | | | | |
|---|---|---|---|---|
| Colour | | | | black |
| **Pitch 7.62 mm** | | | | |
| **Pol.** | L1 | (inch) | **Qty.** | **Order No.** |
| 3 | 15.24 | 0.600 | 50 | **1951150000** |
| 4 | 22.86 | 0.900 | 25 | **1951160000** |
| 5 | 30.48 | 1.200 | 25 | **1951170000** |
| 6 | 38.10 | 1.500 | 25 | **1951180000** |

**Additional derating curves**

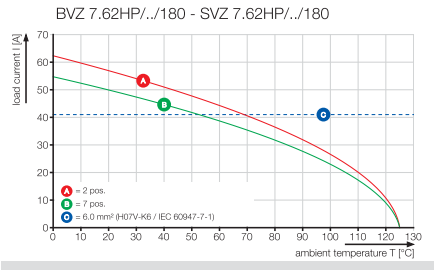


## SVZ 7.62HP/../180SH210C



**Dimensioned drawing**

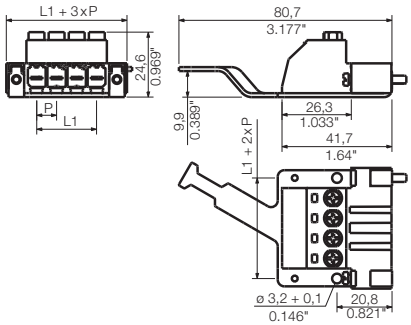


### Ordering data

| Solder pin length | | | | |
|---|---|---|---|---|
| Colour | | | | black |
| **Pitch 7.62 mm** | | | | |
| **Pol.** | L1 | (inch) | **Qty.** | **Order No.** |
| 3 | 15.24 | 0.600 | 50 | **1951190000** |
| 4 | 22.86 | 0.900 | 25 | **1951200000** |
| 5 | 30.48 | 1.200 | 25 | **1951210000** |
| 6 | 38.10 | 1.500 | 25 | **1951220000** |



«ЭЛЕКТРО-ПРОФИ» - http://www.ep.ru

# Connectors in 7.62 mm pitch
# Series BV/SV 7.62 – connects up to 6 mm²

## SVZ 7.62HP/../180SH I



Male plug in 180° outlet direction with clamping yoke screw connection and additional shield connection for TNC (S) systems. Also perfect for finger-safe solutions involving inverse voltages for board-to-wire connections. Meets the requirements of UL1059 for 600 V Use Group C. The mating profile ensures touch-safety of > 3 mm in accordance with IEC 61800-5-1.

Maximum operational reliability with a derating up to 125°C, a mating profile that can only be plugged in correct, and unique coding capabitlity.

- Available with shield in three different orientations.

## Product data

IEC: 1000 V / 41 A / 0.2 - 6 mm²
UL: 600 V / 35 A / AWG 24 - 10

**For additional articles and information, refer to catalog.weidmueller.com**

**Note:**

- Additional colours on request
- Rated current related to rated cross-section and min. No. of poles.
- Wire end ferrule without plastic collar to DIN 46228/1
- Wire end ferrule with plastic collar to DIN 46228/4
- P on drg. = pitch
- Rated data refer only to the component itself. Clearance and creepage distances to other components are to be designed in accordance with the relevant application standards.

## SVZ 7.62HP/../180SH150I



**Dimensioned drawing**

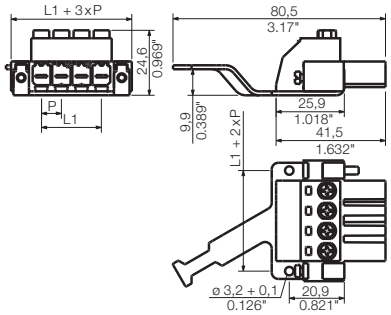


## Technical data

| In compliance with IEC 60664-1 / IEC 61984 | | | | |
|---|---|---|---|---|
| Clamping range, max. | mm² | 0.2...6 | | |
| **Solid core H05(07) V-U** | **mm²** | **0.2...6** | | |
| Stranded H07 V-R | | | | |
| Flexible H05(07) V-K | mm² | 0.5...6 | | |
| Flexible with ferrule | mm² | 0.25...6 | | |
| Ferrule with plastic collar | mm² | 0.25...6 | | |
| Stripping length | mm | 12 | | |
| Screwdriver blade | mm | 0.8 x 4.5 | | |
| According to norm | | DIN 5264-A | | |
| Tightening torque range | Nm | 0.5...0.6 | | |
| **Rated current, max.** | **A** | **41** | | **41** |
| At ambient temperature | | 20°C | | 40°C |
| For conductor cross-section | mm² | 6 | | |
| Overvoltage category | | III | III | II |
| Pollution severity | | 3 | 2 | 2 |
| **Rated voltage** | **V** | **800** | **1000** | **1000** |
| Rated impulse voltage | kV | 8 | 8 | 6 |
| **UL / CUL (Use Group)** | | **B** | **C** | **D** |
| **Rated voltage** | **V** | **600** | **600** | **600** |
| **Rated current** | **A** | **35** | **35** | **5** |
| **AWG conductor** | **AWG** | **24-10** | | |
| **CSA (Use Group)** | | **B** | **C** | **D** |
| Rated voltage | V | 600 | 600 | 600 |
| Rated current | A | 35 | 35 | 5 |
| AWG conductor | AWG | 24-10 | | |
| **General data** | | | | |
| Type of insulation material | | PA GF | | |
| Flammability class UL 94 | | V-0 | | |
| Contact base material | | Copper alloy | | |
| Material of contact surface | | tinned | | |
| Pin dimensions = d | mm | | | |
| Solder eyelet Ø = D | mm | | | |
| Solder eyelet Ø tolerance | mm | | | |

## Accessories

**Note:** Refer to the Accessories chapter for additional accessories.

| Coding | | Order No. |
|---|---|---|
|  | BV/SV 7.62HP KO | **1937590000** |
| **Screwdriver** | | |
|  | SD 0,8x4,5x125 | **9009020000** |
| **Crosshead screwdriver** | | |
|  | SDK PH1 | **9008480000** |

## Ordering data

**Solder pin length**

**Colour** **black**

**Pitch 7.62 mm**

| Pol. | L1 | (inch) | Qty. | Order No. |
|---|---|---|---|---|
| 3 | 15.24 | 0.600 | 50 | **1932330000** |
| 4 | 22.86 | 0.900 | 25 | **1932340000** |
| 5 | 30.48 | 1.200 | 25 | **1932350000** |
| 6 | 38.10 | 1.500 | 25 | **1932360000** |

**Representative derating curve**

BVL 7.62HP/../180 - SVZ 7.62HP/../180

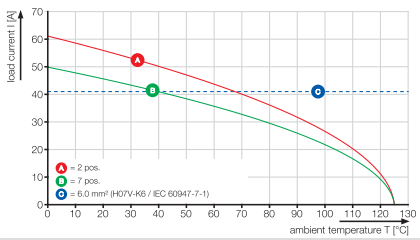




«ЭЛЕКТРО-ПРОФИ» - http://www.ep.ru

## SVZ 7.62HP/../180SH180I



### Dimensioned drawing

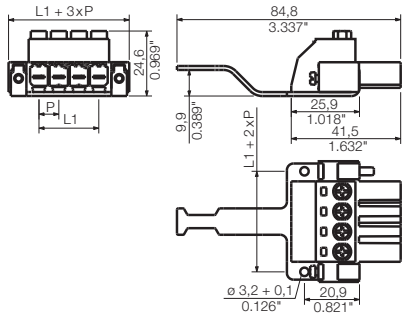


### Ordering data

| Solder pin length | | | | |
|---|---|---|---|---|
| Colour | | | | black |
| **Pitch 7.62 mm** | | | | |
| **Pol.** | L1 | (inch) | **Qty.** | **Order No.** |
| 3 | 15.24 | 0.600 | 50 | **1932500000** |
| 4 | 22.86 | 0.900 | 25 | **1932510000** |
| 5 | 30.48 | 1.200 | 25 | **1932520000** |
| 6 | 38.10 | 1.500 | 25 | **1932530000** |

### Additional derating curves

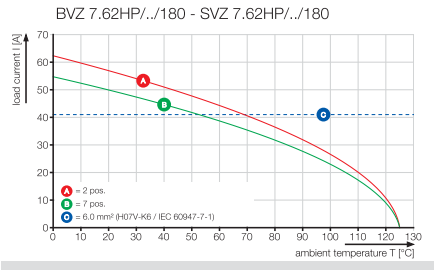


## SVZ 7.62HP/../180SH210I



### Dimensioned drawing

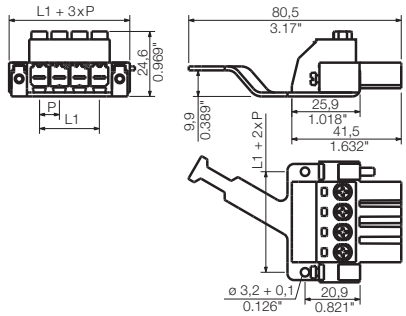


### Ordering data

| Solder pin length | | | | |
|---|---|---|---|---|
| Colour | | | | black |
| **Pitch 7.62 mm** | | | | |
| **Pol.** | L1 | (inch) | **Qty.** | **Order No.** |
| 3 | 15.24 | 0.600 | 50 | **1932580000** |
| 4 | 22.86 | 0.900 | 25 | **1932590000** |
| 5 | 30.48 | 1.200 | 25 | **1932600000** |
| 6 | 38.10 | 1.500 | 25 | **1932610000** |



«ЭЛЕКТРО-ПРОФИ» - http://www.ep.ru

# Connectors in 7.62 mm pitch
# Series BV/SV 7.62 – connects up to 6 mm²

## SVF 7.62HP/../180



Male plug in 180° outlet direction and PUSH IN spring connection for TNC(S) networks. Also perfect for finger-safe solutions involving inverse voltages. Meets the requirements of UL1059 for 600 V Use Group C. The mating profile ensures touch-safety of > 3 mm in accordance with IEC 61800-5-1.

Maximum operational reliability: with a derating up to 125°C, a mating profile that can only be plugged in correct, and unique coding capability.

- Available with a flange (F) and a screw flange (SF).

## Product data

IEC: 1000 V / 41 / 0.5 - 10 mm²
UL: 600 V / 35 A / AWG 24 - 10

**For additional articles and information, refer to catalog.weidmueller.com**

**Note:**

- Additional colours on request
- Rated current related to rated cross-section and min. No. of poles.
- Wire end ferrule without plastic collar to DIN 46228/1
- Wire end ferrule with plastic collar to DIN 46228/4
- P on drg. = pitch
- Rated data refer only to the component itself. Clearance and creepage distances to other components are to be designed in accordance with the relevant application standards.

## SVF 7.62HP/../180G



**Dimensioned drawing**

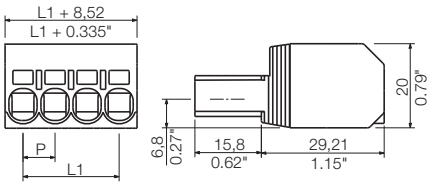


## Technical data

| | | | | |
|---|---|---|---|---|
| **In compliance with IEC 60664-1 / IEC 61984** | | | | |
| Clamping range, max. | mm² | 0.5...10 | | |
| **Solid core H05(07) V-U** | **mm²** | **0.5...10** | | |
| Stranded H07 V-R | | ...10 | | |
| Flexible H05(07) V-K | mm² | 0.5... | | |
| Flexible with ferrule | mm² | 1.5...4 | | |
| Ferrule with plastic collar | mm² | 1.5...6 | | |
| Stripping length | mm | 12 | | |
| Screwdriver blade | mm | 0.8 x 4.5 | | |
| According to norm | | DIN 5264-A | | |
| Tightening torque range | Nm | | | |
| **Rated current, max.** | **A** | **41** | | **41** |
| At ambient temperature | | 20°C | | 40°C |
| For conductor cross-section | mm² | 6 | | |
| Overvoltage category | | III | III | II |
| Pollution severity | | 3 | 2 | 2 |
| **Rated voltage** | **V** | **800** | **1000** | **1000** |
| Rated impulse voltage | kV | 8 | 8 | 6 |
| **UL / CUL (Use Group)** | | **B** | **C** | **D** |
| **Rated voltage** | **V** | **600** | **600** | **600** |
| **Rated current** | **A** | **35** | **35** | **5** |
| **AWG conductor** | **AWG** | **24-10** | | |
| **CSA (Use Group)** | | **B** | **C** | **D** |
| Rated voltage | V | 600 | 600 | 600 |
| Rated current | A | 35 | 35 | 5 |
| AWG conductor | AWG | 24-10 | | |
| **General data** | | | | |
| Type of insulation material | | PA GF | | |
| Flammability class UL 94 | | V-0 | | |
| Contact base material | | Copper alloy | | |
| Material of contact surface | | tinned | | |
| Pin dimensions = d | mm | | | |
| Solder eyelet Ø = D | mm | | | |
| Solder eyelet Ø tolerance | mm | | | |

## Accessories

**Note:** Refer to the Accessories chapter for additional accessories.

| Coding | | Order No. |
|---|---|---|
|  | BV/SV 7.62HP KO | **1937590000** |
| **Screwdriver** | | |
|  | SD 0,8x4,5x125 | **9009020000** |
| **Crimping tool** | | |
|  | PZ 6/5 | **9011460000** |

## Ordering data

**Solder pin length**

**Colour** **black**

**Pitch 7.62 mm**

| Pol. | L1 | (inch) | Qty. | Order No. |
|---|---|---|---|---|
| 2 | 7.62 | 0.300 | 95 | **1060830000** |
| 3 | 15.24 | 0.600 | 65 | **1060840000** |
| 4 | 22.86 | 0.900 | 45 | **1060850000** |
| 5 | 30.48 | 1.200 | 40 | **1060870000** |
| 6 | 38.10 | 1.500 | 30 | **1060880000** |

**Representative derating curve**

BVF 7.62HP/../180 - SVF 7.62HP/../180

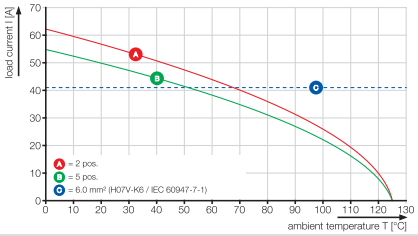




«ЭЛЕКТРО-ПРОФИ» - http://www.ep.ru

## SVF 7.62HP/../180F



**Dimensioned drawing**

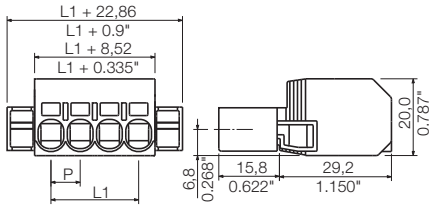


### Ordering data

| Solder pin length | | | | |
|---|---|---|---|---|
| Colour | | | | black |
| **Pitch** | **7.62 mm** | | | |
| **Pol.** | L1 | (inch) | **Qty.** | **Order No.** |
| 2 | 7.62 | 0.300 | 50 | **1060900000** |
| 3 | 15.24 | 0.600 | 40 | **1060910000** |
| 4 | 22.86 | 0.900 | 30 | **1060920000** |
| 5 | 30.48 | 1.200 | 25 | **1060930000** |

## SVF 7.62HP/../180SF



**Dimensioned drawing**

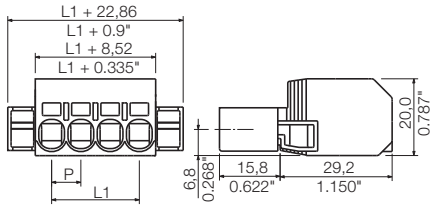


### Ordering data

| Solder pin length | | | | |
|---|---|---|---|---|
| Colour | | | | black |
| **Pitch** | **7.62 mm** | | | |
| **Pol.** | L1 | (inch) | **Qty.** | **Order No.** |
| 2 | 7.62 | 0.300 | 50 | **1060950000** |
| 3 | 15.24 | 0.600 | 40 | **1060970000** |
| 4 | 22.86 | 0.900 | 30 | **1060980000** |
| 5 | 30.48 | 1.200 | 25 | **1061000000** |



«ЭЛЕКТРО-ПРОФИ» - http://www.ep.ru

# Connectors in 7.62 mm pitch
# Series BV/SV 7.62 – connects up to 6 mm²

## SVF 7.62HP/../180 I



Male plug in 180° outlet direction and PUSH IN spring connection for TNC(S) networks. Also perfect for finger-safe solutions involving inverse voltages for board-to-wire connections. Meets the requirements of UL1059 for 600 V Use Group C. The mating profile ensures touch-safety of > 3 mm in accordance with IEC 61800-5-1.

Maximum operational reliability with a derating up to 125°C, a mating profile that can only be plugged in correct, and unique coding capability.

- Available with a flange (FI) and a screw flange (SFI).

## Product data

IEC: 1000 V / 41 / 0.5 - 10 mm²
UL: 600 V / 35 A / AWG 24 - 10

**For additional articles and information, refer to catalog.weidmueller.com**

**Note:**
- Additional colours on request
- Rated current related to rated cross-section and min. No. of poles.
- Wire end ferrule without plastic collar to DIN 46228/1
- Wire end ferrule with plastic collar to DIN 46228/4
- P on drg. = pitch
- Rated data refer only to the component itself. Clearance and creepage distances to other components are to be designed in accordance with the relevant application standards.

## SVF 7.62HP/../180FI



**Dimensioned drawing**

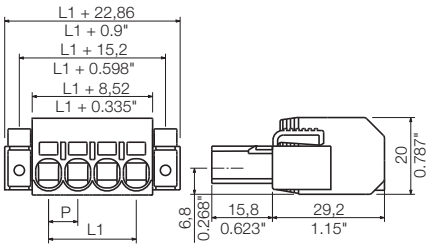


## Technical data

| In compliance with IEC 60664-1 / IEC 61984 | | | | |
|---|---|---|---|---|
| Clamping range, max. | mm² | 0.5...10 | | |
| **Solid core H05(07) V-U** | **mm²** | **0.5...10** | | |
| Stranded H07 V-R | | ...10 | | |
| Flexible H05(07) V-K | mm² | 0.5... | | |
| Flexible with ferrule | mm² | 1.5...4 | | |
| Ferrule with plastic collar | mm² | 1.5...6 | | |
| Stripping length | mm | 12 | | |
| Screwdriver blade | mm | 0.8 x 4.5 | | |
| According to norm | | DIN 5264-A | | |
| Tightening torque range | Nm | | | |
| **Rated current, max.** | **A** | **41** | | **41** |
| At ambient temperature | | 20°C | | 40°C |
| For conductor cross-section | mm² | 6 | | |
| Overvoltage category | | III | III | II |
| Pollution severity | | 3 | 2 | 2 |
| **Rated voltage** | **V** | **800** | **1000** | **1000** |
| Rated impulse voltage | kV | 8 | 8 | 6 |
| **UL / CUL (Use Group)** | | **B** | **C** | **D** |
| **Rated voltage** | **V** | **600** | **600** | **600** |
| **Rated current** | **A** | **35** | **35** | **5** |
| **AWG conductor** | **AWG** | **24-10** | | |
| **CSA (Use Group)** | | **B** | **C** | **D** |
| Rated voltage | V | 600 | 600 | 600 |
| Rated current | A | 35 | 35 | 5 |
| AWG conductor | AWG | 24-10 | | |
| **General data** | | | | |
| Type of insulation material | | PA GF | | |
| Flammability class UL 94 | | V-0 | | |
| Contact base material | | Copper alloy | | |
| Material of contact surface | | tinned | | |
| Pin dimensions = d | mm | | | |
| Solder eyelet Ø = D | mm | | | |
| Solder eyelet Ø tolerance | mm | | | |

## Accessories

**Note:** Refer to the Accessories chapter for additional accessories.

| Coding | | Order No. |
|---|---|---|
|  | BV/SV 7.62HP KO | **1937590000** |
| **Screwdriver** | | |
|  | SD 0,8x4,5x125 | **9009020000** |
| **Crimping tool** | | |
|  | PZ 6/5 | **9011460000** |

## Ordering data

**Solder pin length**

**Colour** black

**Pitch 7.62 mm**

| Pol. | L1 | (inch) | Qty. | Order No. |
|---|---|---|---|---|
| 2 | 7.62 | 0.300 | 50 | **1124750000** |
| 3 | 15.24 | 0.600 | 40 | **1124760000** |
| 4 | 22.86 | 0.900 | 30 | **1124770000** |
| 5 | 30.48 | 1.200 | 25 | **1124780000** |

**Representative derating curve**

BVF 7.62HP/../180 - SVF 7.62HP/../180

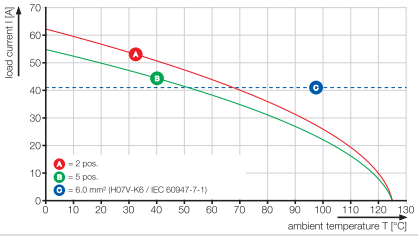




«ЭЛЕКТРО-ПРОФИ» - http://www.ep.ru

## SVF 7.62HP/../180SFI



**Dimensioned drawing**

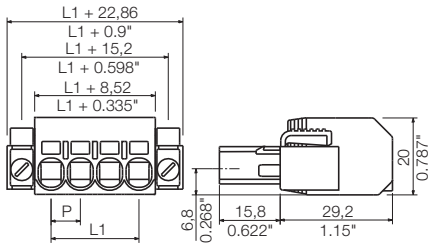


## Ordering data

**Solder pin length**

**Colour** | **black**

**Pitch 7.62 mm**

| Pol. | L1 | (inch) | Qty. | Order No. |
|---|---|---|---|---|
| 2 | 7.62 | 0.300 | 50 | **1124810000** |
| 3 | 15.24 | 0.600 | 40 | **1124820000** |
| 4 | 22.86 | 0.900 | 30 | **1124830000** |
| 5 | 30.48 | 1.200 | 25 | **1124840000** |



«ЭЛЕКТРО-ПРОФИ» - http://www.ep.ru

# Connectors in 7.62 mm pitch
# Series BV/SV 7.62 – connects up to 6 mm²

## SVF 7.62HP/../180MF



Male plug in 180° outlet direction with PUSH IN spring connection for TNC(S) networks. Also perfect for finger-safe solutions involving inverse voltages. Meets the requirements of UL1059 for 600 V Use Group C. The mating profile ensures touch-safety of > 3 mm in accordance with IEC 61800-5-1.

Maximum operational reliability with a derating up to 125°C, a mating profile that can only be plugged in correct, and unique coding capability.

- Middle flange is available in positions 2, 3 and 4.

## Product data

IEC: 1000 V / 41 / 0.5 - 10 mm²
UL: 600 V / 35 A / AWG 24 - 10

**For additional articles and information, refer to catalog.weidmueller.com**

**Note:**

- Additional colours on request
- Rated current related to rated cross-section and min. No. of poles.
- Wire end ferrule without plastic collar to DIN 46228/1
- Wire end ferrule with plastic collar to DIN 46228/4
- P on drg. = pitch
- Rated data refer only to the component itself. Clearance and creepage distances to other components are to be designed in accordance with the relevant application standards.

## SVF 7.62HP/../180MF2

**Dimensioned drawing**

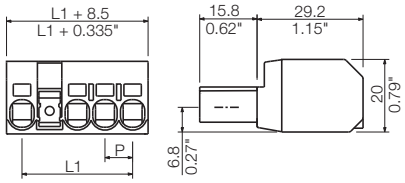


## Technical data

| In compliance with IEC 60664-1 / IEC 61984 | | | | |
|---|---|---|---|---|
| Clamping range, max. | mm² | 0.5...10 | | |
| **Solid core H05(07) V-U** | **mm²** | **0.5...10** | | |
| Stranded H07 V-R | | ...10 | | |
| Flexible H05(07) V-K | mm² | 0.5... | | |
| Flexible with ferrule | mm² | 1.5...4 | | |
| Ferrule with plastic collar | mm² | 1.5...6 | | |
| Stripping length | mm | 12 | | |
| Screwdriver blade | mm | 0.8 x 4.5 | | |
| According to norm | | DIN 5264-A | | |
| Tightening torque range | Nm | | | |
| **Rated current, max.** | **A** | **41** | | **41** |
| At ambient temperature | | 20°C | | 40°C |
| For conductor cross-section | mm² | 6 | | |
| Overvoltage category | | III | III | II |
| Pollution severity | | 3 | 2 | 2 |
| **Rated voltage** | **V** | **800** | **1000** | **1000** |
| Rated impulse voltage | kV | 8 | 8 | 6 |
| **UL / CUL (Use Group)** | | **B** | **C** | **D** |
| **Rated voltage** | **V** | **600** | **600** | **600** |
| **Rated current** | **A** | **35** | **35** | **5** |
| **AWG conductor** | **AWG** | **24-10** | | |
| **CSA (Use Group)** | | **B** | **C** | **D** |
| Rated voltage | V | 600 | 600 | 600 |
| Rated current | A | 35 | 35 | 5 |
| AWG conductor | AWG | 24-10 | | |
| **General data** | | | | |
| Type of insulation material | | PA GF | | |
| Flammability class UL 94 | | V-0 | | |
| Contact base material | | Copper alloy | | |
| Material of contact surface | | tinned | | |
| Pin dimensions = d | mm | | | |
| Solder eyelet Ø = D | mm | | | |
| Solder eyelet Ø tolerance | mm | | | |

## Accessories

**Note:** Refer to the Accessories chapter for additional accessories.

| Coding | | Order No. |
|---|---|---|
|  | BV/SV 7.62HP KO | **1937590000** |
| **Screwdriver** | | |
|  | SD 0,8x4,5x125 | **9009020000** |
| **Crimping tool** | | |
|  | PZ 6/5 | **9011460000** |

## Ordering data

**Solder pin length**

**Colour** **black**

**Pitch 7.62 mm**

| Pol. | L1 | (inch) | Qty. | Order No. |
|---|---|---|---|---|
| 2 | 7.62 | 0.300 | 65 | **1061020000** |
| 3 | 15.24 | 0.600 | 50 | **1061030000** |

**Representative derating curve**

BVF 7.62HP/../180 - SVF 7.62HP/../180

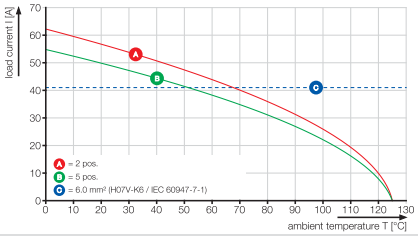




«ЭЛЕКТРО-ПРОФИ» - http://www.ep.ru

## SVF 7.62HP/../180MF3



**Dimensioned drawing**

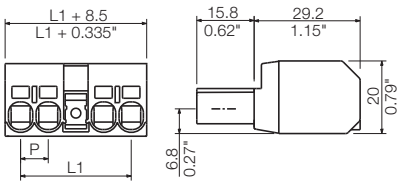


### Ordering data

| Solder pin length | | | | |
|---|---|---|---|---|
| Colour | | | | black |
| **Pitch** | **7.62 mm** | | | |
| **Pol.** | L1 | (inch) | **Qty.** | **Order No.** |
| 3 | 15.24 | 0.600 | 50 | **1061040000** |
| 4 | 22.86 | 0.900 | 40 | **1061050000** |
| 5 | 30.48 | 1.200 | 30 | **1061070000** |

## SVF 7.62HP/../180MF4

**Dimensioned drawing**

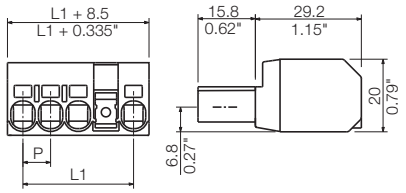


### Ordering data

| Solder pin length | | | | |
|---|---|---|---|---|
| Colour | | | | black |
| **Pitch** | **7.62 mm** | | | |
| **Pol.** | L1 | (inch) | **Qty.** | **Order No.** |
| 5 | 30.48 | 1.200 | 30 | **1061080000** |



«ЭЛЕКТРО-ПРОФИ» - http://www.ep.ru

# Connectors in 7.62 mm pitch
# Series BV/SV 7.62 – connects up to 6 mm²

## SVF 7.62HP/../180MSF



Male plug in 180° outlet direction with PUSH IN spring connection for TNC(S) networks. Also perfect for finger-safe solutions involving inverse voltages. Meets the requirements of UL1059 for 600 V Use Group C. The mating profile ensures touch-safety of > 3 mm in accordance with IEC 61800-5-1.

Maximum operational reliability: with a derating up to 125°C, a mating profile that can only be plugged in correct, and unique coding capability.

- Middle flange is available in positions 2, 3 and 4.

## Product data

IEC: 1000 V / 41 / 0.5 - 10 mm²
UL: 600 V / 35 A / AWG 24 - 10

**For additional articles and information, refer to catalog.weidmueller.com**

**Note:**

- Additional colours on request
- Rated current related to rated cross-section and min. No. of poles.
- Wire end ferrule without plastic collar to DIN 46228/1
- Wire end ferrule with plastic collar to DIN 46228/4
- P on drg. = pitch
- Rated data refer only to the component itself. Clearance and creepage distances to other components are to be designed in accordance with the relevant application standards.

## SVF 7.62HP/../180MSF2

**Dimensioned drawing**

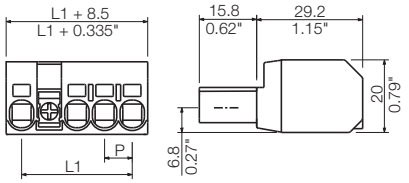


## Technical data

| In compliance with IEC 60664-1 / IEC 61984 | | | | |
|---|---|---|---|---|
| Clamping range, max. | mm² | 0.5...10 | | |
| **Solid core H05(07) V-U** | **mm²** | **0.5...10** | | |
| Stranded H07 V-R | | ...10 | | |
| Flexible H05(07) V-K | mm² | 0.5... | | |
| Flexible with ferrule | mm² | 1.5...4 | | |
| Ferrule with plastic collar | mm² | 1.5...6 | | |
| Stripping length | mm | 12 | | |
| Screwdriver blade | mm | 0.8 x 4.5 | | |
| According to norm | | DIN 5264-A | | |
| Tightening torque range | Nm | | | |
| **Rated current, max.** | **A** | **41** | | **41** |
| At ambient temperature | | 20°C | | 40°C |
| For conductor cross-section | mm² | 6 | | |
| Overvoltage category | | III | III | II |
| Pollution severity | | 3 | 2 | 2 |
| **Rated voltage** | **V** | **800** | **1000** | **1000** |
| Rated impulse voltage | kV | 8 | 8 | 6 |
| **UL / CUL (Use Group)** | | **B** | **C** | **D** |
| **Rated voltage** | **V** | **600** | **600** | **600** |
| **Rated current** | **A** | **35** | **35** | **5** |
| **AWG conductor** | **AWG** | **24-10** | | |
| **CSA (Use Group)** | | **B** | **C** | **D** |
| Rated voltage | V | 600 | 600 | 600 |
| Rated current | A | 35 | 35 | 5 |
| AWG conductor | AWG | 24-10 | | |
| **General data** | | | | |
| Type of insulation material | | PA GF | | |
| Flammability class UL 94 | | V-0 | | |
| Contact base material | | Copper alloy | | |
| Material of contact surface | | tinned | | |
| Pin dimensions = d | mm | | | |
| Solder eyelet Ø = D | mm | | | |
| Solder eyelet Ø tolerance | mm | | | |

## Accessories

**Note:** Refer to the Accessories chapter for additional accessories.

| Coding | | Order No. |
|---|---|---|
|  | BV/SV 7.62HP KO | **1937590000** |
| | | |
| | | |
| **Screwdriver** | | |
|  | SD 0,6x3,5x100 | **9008330000** |
| | SDI 0,6x3,5x100 | **9008390000** |
| | | |
| **Crimping tool** | | |
|  | PZ 6/5 | **9011460000** |
| | | |
| | | |

## Ordering data

**Solder pin length**

**Colour** **black**

**Pitch 7.62 mm**

| Pol. | L1 | (inch) | Qty. | Order No. |
|---|---|---|---|---|
| 2 | 7.62 | 0.300 | 65 | **1061110000** |
| 3 | 15.24 | 0.600 | 50 | **1061120000** |

**Representative derating curve**

BVF 7.62HP/../180 - SVF 7.62HP/../180

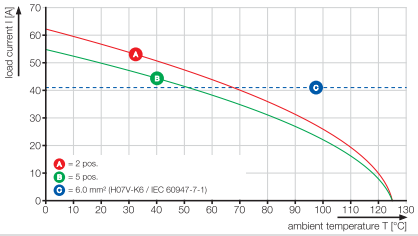




«ЭЛЕКТРО-ПРОФИ» - http://www.ep.ru

## SVF 7.62HP/../180MSF3



**Dimensioned drawing**

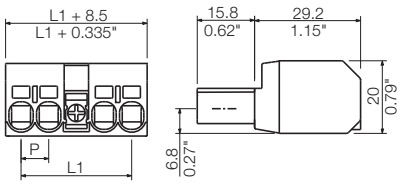


### Ordering data

| Solder pin length | | | | |
|---|---|---|---|---|
| Colour | | | | black |
| **Pitch 7.62 mm** | | | | |
| **Pol.** | L1 | (inch) | **Qty.** | **Order No.** |
| 3 | 15.24 | 0.600 | 50 | **1061130000** |
| 4 | 22.86 | 0.900 | 40 | **1061140000** |
| 5 | 30.48 | 1.200 | 30 | **1061150000** |

## SVF 7.62HP/../180MSF4

**Dimensioned drawing**

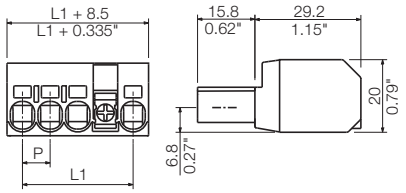


### Ordering data

| Solder pin length | | | | |
|---|---|---|---|---|
| Colour | | | | black |
| **Pitch 7.62 mm** | | | | |
| **Pol.** | L1 | (inch) | **Qty.** | **Order No.** |
| 5 | 30.48 | 1.200 | 30 | **1061170000** |



«ЭЛЕКТРО-ПРОФИ» - http://www.ep.ru

# Connectors in 7.62 mm pitch
# Series BV/SV 7.62 – connects up to 6 mm²

## BVZ 7.62HP/../180



Female plug in 180° outlet direction with clamping yoke screw connection for TNC (S) systems. Meets the requirements of UL1059 for 600 V Use Group C. The mating profile ensures touch-safety of > 3 mm in accordance with IEC 61800-5-1.

Maximum operational reliability: with a derating up to 125°C, a mating profile that can only be plugged in correct, and unique coding capability.

- Available with a flange (F), screw flange (SF) and clip on screw flange (SFC)

## Product data

IEC: 1000 V / 41 / 0.2 - 6 mm²
UL: 600 V / 35 A / AWG 24 - 10

**For additional articles and information, refer to catalog.weidmueller.com**

**Note:**

- Additional colours on request
- Rated current related to rated cross-section and min. No. of poles.
- Wire end ferrule without plastic collar to DIN 46228/1
- Wire end ferrule with plastic collar to DIN 46228/4
- P on drg. = pitch
- Rated data refer only to the component itself. Clearance and creepage distances to other components are to be designed in accordance with the relevant application standards.

## BVZ 7.62HP/../180



**Dimensioned drawing**

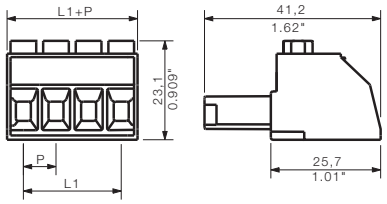


## Technical data

| | | | | |
|---|---|---|---|---|
| **In compliance with IEC 60664-1 / IEC 61984** | | | | |
| Clamping range, max. | mm² | 0.2...6 | | |
| **Solid core H05(07) V-U** | **mm²** | **0.2...6** | | |
| Stranded H07 V-R | | | | |
| Flexible H05(07) V-K | mm² | 0.5...6 | | |
| Flexible with ferrule | mm² | 0.25...6 | | |
| Ferrule with plastic collar | mm² | 0.25...6 | | |
| Stripping length | mm | 12 | | |
| Screwdriver blade | mm | 0.8 x 4.5 | | |
| According to norm | | DIN 5264-A | | |
| Tightening torque range | Nm | 0.5...0.6 | | |
| **Rated current, max.** | **A** | **41** | | **41** |
| At ambient temperature | | 20°C | | 40°C |
| For conductor cross-section | mm² | 6 | | |
| Overvoltage category | | III | III | II |
| Pollution severity | | 3 | 2 | 2 |
| **Rated voltage** | **V** | **800** | **1000** | **1000** |
| Rated impulse voltage | kV | 8 | 8 | 6 |
| **UL / CUL (Use Group)** | | **B** | **C** | **D** |
| **Rated voltage** | **V** | **600** | **600** | **600** |
| **Rated current** | **A** | **35** | **35** | **5** |
| **AWG conductor** | **AWG** | **24-10** | | |
| **CSA (Use Group)** | | **B** | **C** | **D** |
| Rated voltage | V | 600 | 600 | 600 |
| Rated current | A | 35 | 35 | 5 |
| AWG conductor | AWG | 24-10 | | |
| **General data** | | | | |
| Type of insulation material | | PA GF | | |
| Flammability class UL 94 | | V-0 | | |
| Contact base material | | Copper alloy | | |
| Material of contact surface | | tinned | | |
| Pin dimensions = d | mm | | | |
| Solder eyelet Ø = D | mm | | | |
| Solder eyelet Ø tolerance | mm | | | |

## Accessories

**Note:** Refer to the Accessories chapter for additional accessories.

| Coding | | Order No. |
|---|---|---|
|  | BV/SV 7.62HP KO | **1937590000** |
| **Strain relief** | | |
|  | BV/SV 7.62HP/02 ZE GR | **1937550000** |
| | BV/SV 7.62HP/04 ZE GR | **1937560000** |
| **Screwdriver** | | |
|  | SD 0,8x4,5x125 | **9009020000** |
| **Crosshead screwdriver** | | |
|  | SDK PH1 | **9008480000** |

## Ordering data

**Solder pin length**

**Colour** **black**

**Pitch 7.62 mm**

| Pol. | L1 | (inch) | Qty. | Order No. |
|---|---|---|---|---|
| 2 | 7.62 | 0.300 | 100 | **1929930000** |
| 3 | 15.24 | 0.600 | 100 | **1929940000** |
| 4 | 22.86 | 0.900 | 100 | **1929950000** |
| 5 | 30.48 | 1.200 | 50 | **1929960000** |
| 6 | 38.10 | 1.500 | 50 | **1929970000** |
| 7 | 45.72 | 1.800 | 50 | **1929980000** |

**Representative derating curve**

BVZ 7.62HP/../180 - SV 7.62HP/../90

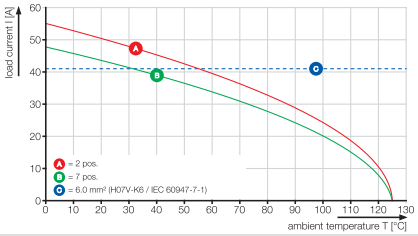




«ЭЛЕКТРО-ПРОФИ» - http://www.ep.ru

## BVZ 7.62HP/../180F



**Dimensioned drawing**

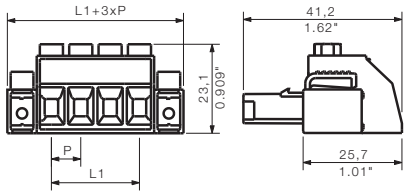


### Ordering data

**Solder pin length**

**Colour** black

**Pitch 7.62 mm**

| Pol. | L1 | (inch) | Qty. | Order No. |
|---|---|---|---|---|
| 2 | 7.62 | 0.300 | 100 | **1930050000** |
| 3 | 15.24 | 0.600 | 100 | **1930060000** |
| 4 | 22.86 | 0.900 | 100 | **1930070000** |
| 5 | 30.48 | 1.200 | 50 | **1930080000** |
| 6 | 38.10 | 1.500 | 50 | **1930090000** |
| 7 | 45.72 | 1.800 | 50 | **1930100000** |

## BVZ 7.62HP/../180SF



**Dimensioned drawing**

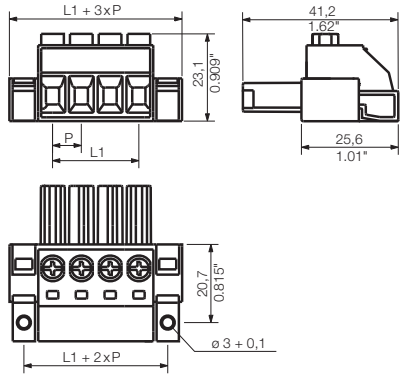


### Ordering data

**Solder pin length**

**Colour** black

**Pitch 7.62 mm**

| Pol. | L1 | (inch) | Qty. | Order No. |
|---|---|---|---|---|
| 2 | 7.62 | 0.300 | 100 | **1930160000** |
| 3 | 15.24 | 0.600 | 100 | **1930170000** |
| 4 | 22.86 | 0.900 | 100 | **1930180000** |
| 5 | 30.48 | 1.200 | 50 | **1930190000** |
| 6 | 38.10 | 1.500 | 50 | **1930200000** |
| 7 | 45.72 | 1.800 | 50 | **1930210000** |

## BVZ 7.62HP/../180SFC



**Dimensioned drawing**

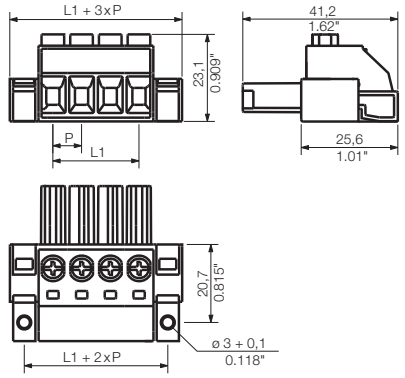


### Ordering data

**Solder pin length**

**Colour** black

**Pitch 7.62 mm**

| Pol. | L1 | (inch) | Qty. | Order No. |
|---|---|---|---|---|
| 2 | 7.62 | 0.300 | 100 | **1929740000** |
| 3 | 15.24 | 0.600 | 100 | **1929750000** |
| 4 | 22.86 | 0.900 | 100 | **1929760000** |
| 5 | 30.48 | 1.200 | 50 | **1929770000** |
| 6 | 38.10 | 1.500 | 50 | **1929780000** |
| 7 | 45.72 | 1.800 | 50 | **1929790000** |

Also available with a clip-on flange (..180FC).

**Additional derating curves**

BVZ 7.62HP/../180 - SV 7.62HP/../180

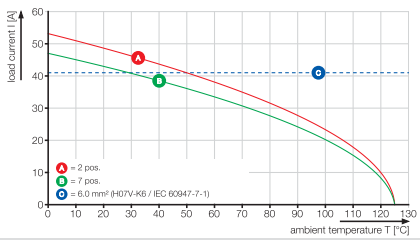


BVZ 7.62HP/../180 - SVZ 7.62HP/../180

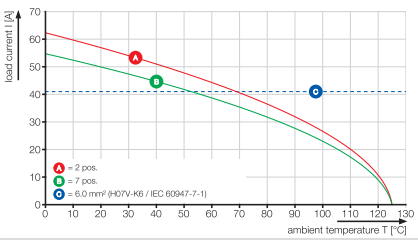




«ЭЛЕКТРО-ПРОФИ» - http://www.ep.ru

# Connectors in 7.62 mm pitch
# Series BV/SV 7.62 – connects up to 6 mm²

## BVZ 7.62HP/../180SH



Female plug in 180° outlet direction with clamping yoke screw connection and additional shield connection for TNC (S) systems. Meets the requirements of UL1059 for 600 V Use Group C. The mating profile ensures touch-safety of > 3 mm in accordance with IEC 61800-5-1.

Maximum operational reliability with a derating up to 125°C, a mating profile that can only be plugged in correct, and unique coding capability.

- Available with shield in three different orientations.

## Product data

IEC: 1000 V / 41 / 0.2 - 6 mm²
UL: 600 V / 35 A / AWG 24 - 10

**For additional articles and information, refer to catalog.weidmueller.com**

**Note:**

- Additional colours on request
- Rated current related to rated cross-section and min. No. of poles.
- Wire end ferrule without plastic collar to DIN 46228/1
- Wire end ferrule with plastic collar to DIN 46228/4
- P on drg. = pitch
- Rated data refer only to the component itself. Clearance and creepage distances to other components are to be designed in accordance with the relevant application standards.

## BVZ 7.62HP/../180SH150



**Dimensioned drawing**

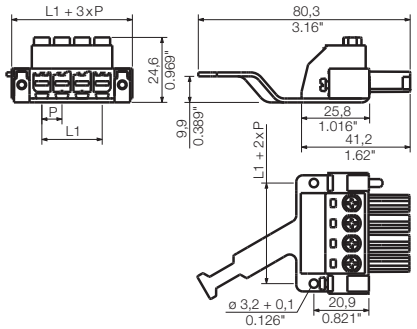


## Technical data

| In compliance with IEC 60664-1 / IEC 61984 | | | | |
|---|---|---|---|---|
| Clamping range, max. | mm² | 0.2...6 | | |
| **Solid core H05(07) V-U** | **mm²** | **0.2...6** | | |
| Stranded H07 V-R | | | | |
| Flexible H05(07) V-K | mm² | 0.5...6 | | |
| Flexible with ferrule | mm² | 0.25...6 | | |
| Ferrule with plastic collar | mm² | 0.25...6 | | |
| Stripping length | mm | 12 | | |
| Screwdriver blade | mm | 0.8 x 4.5 | | |
| According to norm | | DIN 5264-A | | |
| Tightening torque range | Nm | 0.5...0.6 | | |
| **Rated current, max.** | **A** | **41** | | **41** |
| At ambient temperature | | 20°C | | 40°C |
| For conductor cross-section | mm² | 6 | | |
| Overvoltage category | | III | III | II |
| Pollution severity | | 3 | 2 | 2 |
| **Rated voltage** | **V** | **800** | **1000** | **1000** |
| Rated impulse voltage | kV | 8 | 8 | 6 |
| **UL / CUL (Use Group)** | | **B** | **C** | **D** |
| **Rated voltage** | **V** | **600** | **600** | **600** |
| **Rated current** | **A** | **35** | **35** | **5** |
| **AWG conductor** | **AWG** | **24-10** | | |
| **CSA (Use Group)** | | **B** | **C** | **D** |
| Rated voltage | V | 600 | 600 | 600 |
| Rated current | A | 35 | 35 | 5 |
| AWG conductor | AWG | 24-10 | | |
| **General data** | | | | |
| Type of insulation material | | PA GF | | |
| Flammability class UL 94 | | V-0 | | |
| Contact base material | | Copper alloy | | |
| Material of contact surface | | tinned | | |
| Pin dimensions = d | mm | | | |
| Solder eyelet Ø = D | mm | | | |
| Solder eyelet Ø tolerance | mm | | | |

## Accessories

**Note:** Refer to the Accessories chapter for additional accessories.

| Coding | | Order No. |
|---|---|---|
|  | BV/SV 7.62HP KO | **1937590000** |
| **Strain relief** | | |
|  | BV/SV 7.62HP/02 ZE GR | **1937550000** |
| | BV/SV 7.62HP/04 ZE GR | **1937560000** |
| **Screwdriver** | | |
|  | SD 0,8x4,5x125 | **9009020000** |
| **Crosshead screwdriver** | | |
|  | SDK PH1 | **9008480000** |

## Ordering data

**Solder pin length**

**Colour** **black**

**Pitch 7.62 mm**

| Pol. | L1 | (inch) | Qty. | Order No. |
|---|---|---|---|---|
| 3 | 15.24 | 0.600 | 50 | **1929850000** |
| 4 | 22.86 | 0.900 | 25 | **1929860000** |
| 5 | 30.48 | 1.200 | 25 | **1929870000** |
| 6 | 38.10 | 1.500 | 25 | **1929880000** |

**Representative derating curve**

BVZ 7.62HP/../180 - SV 7.62HP/../90

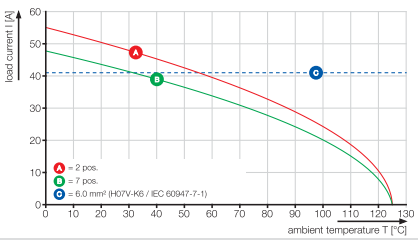




«ЭЛЕКТРО-ПРОФИ» - http://www.ep.ru

## BVZ 7.62HP/../180SH180



### Dimensioned drawing

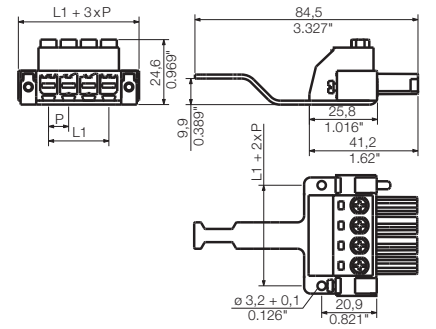


### Ordering data

| Solder pin length | | | | |
|---|---|---|---|---|
| Colour | | | | black |
| **Pitch 7.62 mm** | | | | |
| **Pol.** | L1 | (inch) | **Qty.** | **Order No.** |
| 3 | 15.24 | 0.600 | 50 | **1933340000** |
| 4 | 22.86 | 0.900 | 25 | **1933350000** |
| 5 | 30.48 | 1.200 | 25 | **1933360000** |
| 6 | 38.10 | 1.500 | 25 | **1933370000** |

## BVZ 7.62HP/../180SH210



### Dimensioned drawing

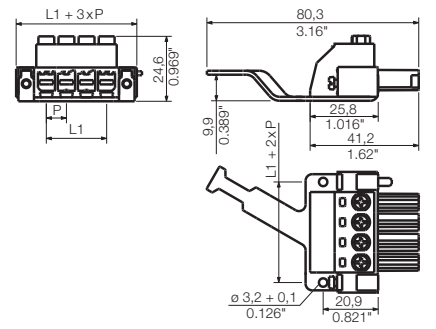


### Ordering data

| Solder pin length | | | | |
|---|---|---|---|---|
| Colour | | | | black |
| **Pitch 7.62 mm** | | | | |
| **Pol.** | L1 | (inch) | **Qty.** | **Order No.** |
| 3 | 15.24 | 0.600 | 50 | **1933430000** |
| 4 | 22.86 | 0.900 | 25 | **1933440000** |
| 5 | 30.48 | 1.200 | 25 | **1933450000** |
| 6 | 38.10 | 1.500 | 25 | **1933460000** |

### Additional derating curves

BVZ 7.62HP/../180 - SV 7.62HP/../180

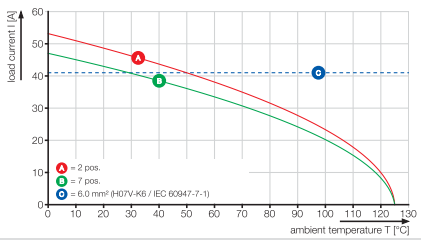


BVZ 7.62HP/../180 - SVZ 7.62HP/../180

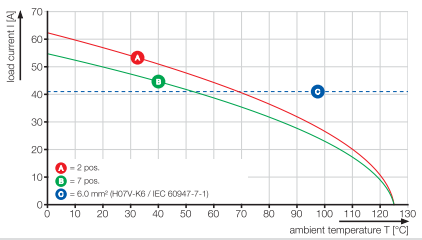




«ЭЛЕКТРО-ПРОФИ» - http://www.ep.ru

# Connectors in 7.62 mm pitch
# Series BV/SV 7.62 – connects up to 6 mm²

## BVZ 7.62HP/../180SH C



Female plug in 180° outlet direction with clamping yoke screw connection and additional shield connection for TNC (S) systems. Meets the requirements of UL1059 for 600 V Use Group C. The mating profile ensures touch-safety of > 3 mm in accordance with IEC 61800-5-1.

Maximum operational reliability with a derating up to 125°C, a mating profile that can only be plugged in correct, and unique coding capability.

- Available with shield in three different orientations.

## Product data

IEC: 1000 V / 41 / 0.2 - 6 mm²
UL: 600 V / 35 A / AWG 24 - 10

**For additional articles and information, refer to catalog.weidmueller.com**

**Note:**

- Additional colours on request
- Rated current related to rated cross-section and min. No. of poles.
- Wire end ferrule without plastic collar to DIN 46228/1
- Wire end ferrule with plastic collar to DIN 46228/4
- P on drg. = pitch
- Rated data refer only to the component itself. Clearance and creepage distances to other components are to be designed in accordance with the relevant application standards.

## BVZ 7.62HP/../180SH150C



**Dimensioned drawing**

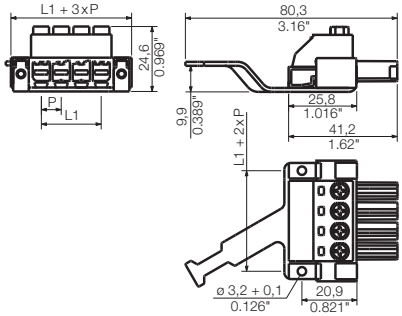


## Technical data

| In compliance with IEC 60664-1 / IEC 61984 | | | | |
|---|---|---|---|---|
| Clamping range, max. | mm² | 0.2...6 | | |
| **Solid core H05(07) V-U** | **mm²** | **0.2...6** | | |
| Stranded H07 V-R | | | | |
| Flexible H05(07) V-K | mm² | 0.5...6 | | |
| Flexible with ferrule | mm² | 0.25...6 | | |
| Ferrule with plastic collar | mm² | 0.25...6 | | |
| Stripping length | mm | 12 | | |
| Screwdriver blade | mm | 0.8 x 4.5 | | |
| According to norm | | DIN 5264-A | | |
| Tightening torque range | Nm | 0.5...0.6 | | |
| **Rated current, max.** | **A** | **41** | | **41** |
| At ambient temperature | | 20°C | | 40°C |
| For conductor cross-section | mm² | 6 | | |
| Overvoltage category | | III | III | II |
| Pollution severity | | 3 | 2 | 2 |
| **Rated voltage** | **V** | **800** | **1000** | **1000** |
| Rated impulse voltage | kV | 8 | 8 | 6 |
| **UL / CUL (Use Group)** | | **B** | **C** | **D** |
| **Rated voltage** | **V** | **600** | **600** | **600** |
| **Rated current** | **A** | **35** | **35** | **5** |
| **AWG conductor** | **AWG** | **24-10** | | |
| **CSA (Use Group)** | | **B** | **C** | **D** |
| Rated voltage | V | 600 | 600 | 600 |
| Rated current | A | 35 | 35 | 5 |
| AWG conductor | AWG | 24-10 | | |
| **General data** | | | | |
| Type of insulation material | | PA GF | | |
| Flammability class UL 94 | | V-0 | | |
| Contact base material | | Copper alloy | | |
| Material of contact surface | | tinned | | |
| Pin dimensions = d | mm | | | |
| Solder eyelet Ø = D | mm | | | |
| Solder eyelet Ø tolerance | mm | | | |

## Accessories

**Note:** Refer to the Accessories chapter for additional accessories.

| Coding | | Order No. |
|---|---|---|
|  | BV/SV 7.62HP KO | **1937590000** |
| **Strain relief** | | |
|  | BV/SV 7.62HP/02 ZE GR | **1937550000** |
| | BV/SV 7.62HP/04 ZE GR | **1937560000** |
| **Screwdriver** | | |
|  | SD 0,8x4,5x125 | **9009020000** |
| **Crosshead screwdriver** | | |
|  | SDK PH1 | **9008480000** |

## Ordering data

**Solder pin length**

**Colour** **black**

**Pitch 7.62 mm**

| Pol. | L1 | (inch) | Qty. | Order No. |
|---|---|---|---|---|
| 3 | 15.24 | 0.600 | 50 | **1929890000** |
| 4 | 22.86 | 0.900 | 25 | **1929900000** |
| 5 | 30.48 | 1.200 | 25 | **1929910000** |
| 6 | 38.10 | 1.500 | 25 | **1929920000** |

**Representative derating curve**

BVZ 7.62HP/../180 - SV 7.62HP/../90

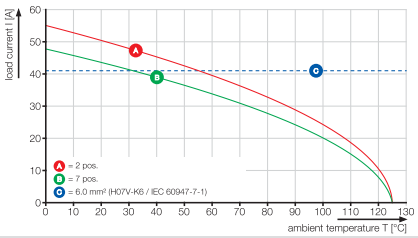




«ЭЛЕКТРО-ПРОФИ» - http://www.ep.ru

## BVZ 7.62HP/../180SH180C



**Dimensioned drawing**

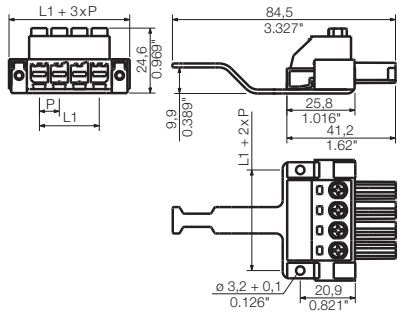


### Ordering data

| Solder pin length | | | | |
|---|---|---|---|---|
| Colour | | | | black |
| **Pitch 7.62 mm** | | | | |
| **Pol.** | L1 | (inch) | **Qty.** | **Order No.** |
| 3 | 15.24 | 0.600 | 50 | **1933380000** |
| 4 | 22.86 | 0.900 | 25 | **1933390000** |
| 5 | 30.48 | 1.200 | 25 | **1933400000** |
| 6 | 38.10 | 1.500 | 25 | **1933410000** |

## BVZ 7.62HP/../180SH210C



**Dimensioned drawing**

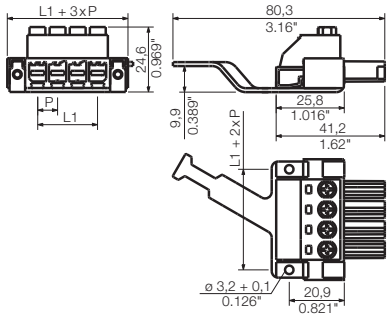


### Ordering data

| Solder pin length | | | | |
|---|---|---|---|---|
| Colour | | | | black |
| **Pitch 7.62 mm** | | | | |
| **Pol.** | L1 | (inch) | **Qty.** | **Order No.** |
| 3 | 15.24 | 0.600 | 50 | **1933470000** |
| 4 | 22.86 | 0.900 | 25 | **1933480000** |
| 5 | 30.48 | 1.200 | 25 | **1933490000** |
| 6 | 38.10 | 1.500 | 25 | **1933500000** |

**Additional derating curves**

BVZ 7.62HP/../180 - SV 7.62HP/../180

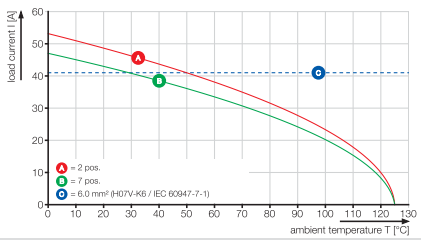


BVZ 7.62HP/../180 - SVZ 7.62HP/../180

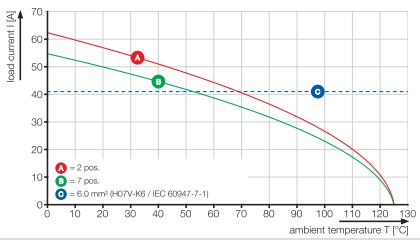




«ЭЛЕКТРО-ПРОФИ» - http://www.ep.ru

# Connectors in 7.62 mm pitch
# Series BV/SV 7.62 – connects up to 6 mm²

## BVF 7.62HP/../180



Female plug in 180° outlet direction with PUSH IN spring connection for TNC (S) systems. Meets the requirements of UL1059 for 600 V Use Group C. The mating profile ensures touch-safety of > 3 mm in accordance with IEC 61800-5-1.

Maximum operational reliability with a derating up to 125°C, a mating profile that can only be plugged in correct, and unique coding capability.

- Available with a flange (F), screw flange (SF) and middle flange (MF).

## Product data

IEC: 1000 V / 41 A / 0.5 - 10 mm²
UL: 600 V / 35 A / AWG 24 - 10

**For additional articles and information, refer to catalog.weidmueller.com**

**Note:**

- Additional colours on request
- Rated current related to rated cross-section and min. No. of poles.
- Wire end ferrule without plastic collar to DIN 46228/1
- Wire end ferrule with plastic collar to DIN 46228/4
- P on drg. = pitch
- Rated data refer only to the component itself. Clearance and creepage distances to other components are to be designed in accordance with the relevant application standards.

## BVF 7.62HP/../180



**Dimensioned drawing**

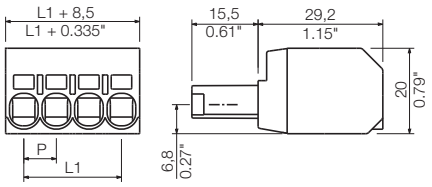


## Technical data

| In compliance with IEC 60664-1 / IEC 61984 | | | | |
|---|---|---|---|---|
| Clamping range, max. | mm² | 0.5...10 | | |
| **Solid core H05(07) V-U** | **mm²** | **0.5...10** | | |
| Stranded H07 V-R | | ...10 | | |
| Flexible H05(07) V-K | mm² | 0.5... | | |
| Flexible with ferrule | mm² | 1.5...6 | | |
| Ferrule with plastic collar | mm² | 1.5...6 | | |
| Stripping length | mm | 12 | | |
| Screwdriver blade | mm | 0.8 x 4.5 | | |
| According to norm | | DIN 5264-A | | |
| Tightening torque range | Nm | | | |
| **Rated current, max.** | **A** | **41** | | **41** |
| At ambient temperature | | 20°C | | 40°C |
| For conductor cross-section | mm² | 6 | | |
| Overvoltage category | | III | III | II |
| Pollution severity | | 3 | 2 | 2 |
| **Rated voltage** | **V** | **800** | **1000** | **1000** |
| Rated impulse voltage | kV | 8 | 8 | 6 |
| **UL / CUL (Use Group)** | | **B** | **C** | **D** |
| **Rated voltage** | **V** | **600** | **600** | **600** |
| **Rated current** | **A** | **35** | **35** | **5** |
| **AWG conductor** | **AWG** | **24-10** | | |
| **CSA (Use Group)** | | **B** | **C** | **D** |
| Rated voltage | V | 600 | 600 | 600 |
| Rated current | A | 35 | 35 | 5 |
| AWG conductor | AWG | 24-10 | | |
| **General data** | | | | |
| Type of insulation material | | PA GF | | |
| Flammability class UL 94 | | V-0 | | |
| Contact base material | | Copper alloy | | |
| Material of contact surface | | tinned | | |
| Pin dimensions = d | mm | | | |
| Solder eyelet Ø = D | mm | | | |
| Solder eyelet Ø tolerance | mm | | | |

## Accessories

**Note:** Refer to the Accessories chapter for additional accessories.

| Coding | | Order No. |
|---|---|---|
|  | BV/SV 7.62HP KO | **1937590000** |
| **Screwdriver** | | |
|  | SD 0,8x4,5x125 | **9009020000** |
| **Crimping tool** | | |
|  | PZ 6/5 | **9011460000** |

## Ordering data

**Solder pin length**

**Colour** **black**

**Pitch 7.62 mm**

| Pol. | L1 | (inch) | Qty. | Order No. |
|---|---|---|---|---|
| 2 | 7.62 | 0.300 | 95 | **1060390000** |
| 3 | 15.24 | 0.600 | 65 | **1060400000** |
| 4 | 22.86 | 0.900 | 45 | **1060410000** |
| 5 | 30.48 | 1.200 | 40 | **1060420000** |

**Representative derating curve**

BVF 7.62HP/../180 - SV 7.62HP/../90

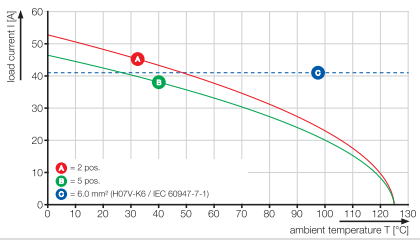




«ЭЛЕКТРО-ПРОФИ» - http://www.ep.ru

## BVF 7.62HP/../180F



**Dimensioned drawing**

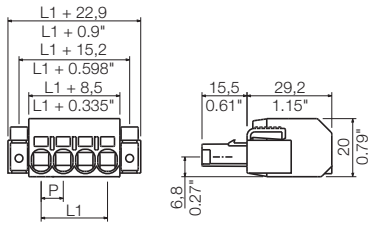


### Ordering data

**Solder pin length**

**Colour** black

**Pitch 7.62 mm**

| Pol. | L1 | (inch) | Qty. | Order No. |
|---|---|---|---|---|
| 2 | 7.62 | 0.300 | 50 | **1060440000** |
| 3 | 15.24 | 0.600 | 40 | **1060450000** |
| 4 | 22.86 | 0.900 | 30 | **1060470000** |
| 5 | 30.48 | 1.200 | 25 | **1060480000** |
| 6 | 38.10 | 1.500 | 25 | **1060490000** |

## BVF 7.62HP/../180SF



**Dimensioned drawing**

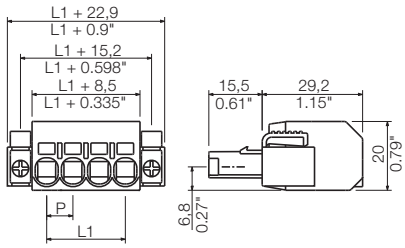


### Ordering data

**Solder pin length**

**Colour** black

**Pitch 7.62 mm**

| Pol. | L1 | (inch) | Qty. | Order No. |
|---|---|---|---|---|
| 2 | 7.62 | 0.300 | 50 | **1060500000** |
| 3 | 15.24 | 0.600 | 40 | **1060510000** |
| 4 | 22.86 | 0.900 | 30 | **1060520000** |
| 5 | 30.48 | 1.200 | 25 | **1060530000** |
| 6 | 38.10 | 1.500 | 25 | **1060540000** |

**Additional derating curves**

BVF 7.62HP/../180 - SVF 7.62HP/../180

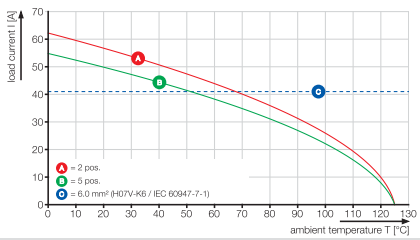


BVF 7.62HP/../180 - SV 7.62HP/../270

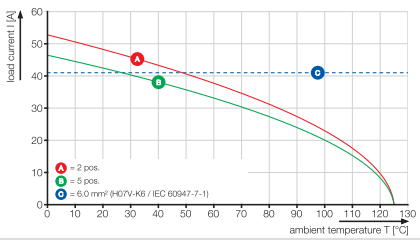




«ЭЛЕКТРО-ПРОФИ» - http://www.ep.ru

# Connectors in 7.62 mm pitch
# Series BV/SV 7.62 – connects up to 6 mm²

## BVF 7.62HP/../180MF



Female plug in 180° outlet direction with PUSH IN spring connection for TNC (S) systems. Meets the requirements of UL1059 for 600 V Use Group C. The mating profile ensures touch-safety of
> 3 mm in accordance with IEC 61800-5-1.

Maximum operational reliability with a derating up to 125°C, a mating profile that can only be
• Middle flange available in positions 2, 3 and 4.

## Product data

IEC: 1000 V / 41 A / 0.5 - 10 mm²
UL: 600 V / 35 A / AWG 24 - 10

**For additional articles and information, refer to catalog.weidmueller.com**

**Note:**
- Additional colours on request
- Rated current related to rated cross-section and min. No. of poles.
- Wire end ferrule without plastic collar to DIN 46228/1
- Wire end ferrule with plastic collar to DIN 46228/4
- P on drg. = pitch
- Rated data refer only to the component itself. Clearance and creepage distances to other components are to be designed in accordance with the relevant application standards.

## BVF 7.62HP/../180MF2

**Dimensioned drawing**

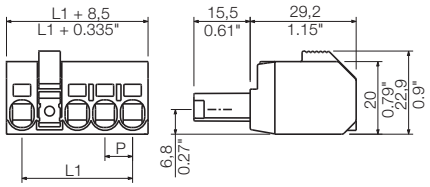


## Technical data

| In compliance with IEC 60664-1 / IEC 61984 | | | | |
|---|---|---|---|---|
| Clamping range, max. | mm² | 0.5...10 | | |
| **Solid core H05(07) V-U** | **mm²** | **0.5...10** | | |
| Stranded H07 V-R | | ...10 | | |
| Flexible H05(07) V-K | mm² | 0.5... | | |
| Flexible with ferrule | mm² | 1.5...6 | | |
| Ferrule with plastic collar | mm² | 1.5...6 | | |
| Stripping length | mm | 12 | | |
| Screwdriver blade | mm | 0.8 x 4.5 | | |
| According to norm | | DIN 5264-A | | |
| Tightening torque range | Nm | | | |
| **Rated current, max.** | **A** | **41** | | **41** |
| At ambient temperature | | 20°C | | 40°C |
| For conductor cross-section | mm² | 6 | | |
| Overvoltage category | | III | III | II |
| Pollution severity | | 3 | 2 | 2 |
| **Rated voltage** | **V** | **800** | **1000** | **1000** |
| Rated impulse voltage | kV | 8 | 8 | 6 |
| **UL / CUL (Use Group)** | | **B** | **C** | **D** |
| **Rated voltage** | **V** | **600** | **600** | **600** |
| **Rated current** | **A** | **35** | **35** | **5** |
| **AWG conductor** | **AWG** | **24-10** | | |
| **CSA (Use Group)** | | **B** | **C** | **D** |
| Rated voltage | V | 600 | 600 | 600 |
| Rated current | A | 35 | 35 | 5 |
| AWG conductor | AWG | 24-10 | | |
| **General data** | | | | |
| Type of insulation material | | PA GF | | |
| Flammability class UL 94 | | V-0 | | |
| Contact base material | | Copper alloy | | |
| Material of contact surface | | tinned | | |
| Pin dimensions = d | mm | | | |
| Solder eyelet Ø = D | mm | | | |
| Solder eyelet Ø tolerance | mm | | | |

## Accessories

**Note:** Refer to the Accessories chapter for additional accessories.

| Coding | | Order No. |
|---|---|---|
|  | BV/SV 7.62HP KO | **1937590000** |
| **Strain relief** | | |
|  | BV/SV 7.62HP/02 ZE GR | **1937550000** |
| | BV/SV 7.62HP/04 ZE GR | **1937560000** |
| **Screwdriver** | | |
|  | SD 0,8x4,5x125 | **9009020000** |
| **Crimping tool** | | |
|  | PZ 6/5 | **9011460000** |

## Ordering data

**Solder pin length**
**Colour** black

**Pitch 7.62 mm**

| Pol. | L1 | (inch) | Qty. | Order No. |
|---|---|---|---|---|
| 2 | 7.62 | 0.300 | 65 | **1060550000** |
| 3 | 15.24 | 0.600 | 50 | **1060570000** |

**Representative derating curve**

BVF 7.62HP/../180 - SV 7.62HP/../90

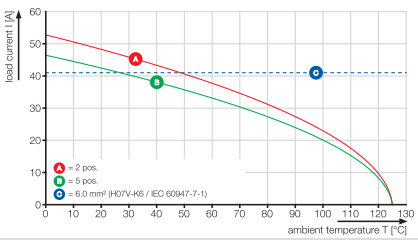




«ЭЛЕКТРО-ПРОФИ» - http://www.ep.ru

## BVF 7.62HP/../180MF3



**Dimensioned drawing**

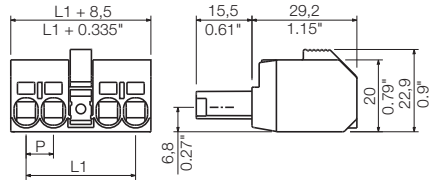


### Ordering data

**Solder pin length**

**Colour** black

**Pitch 7.62 mm**

| Pol. | L1 | (inch) | Qty. | Order No. |
|---|---|---|---|---|
| 3 | 15.24 | 0.600 | 50 | **1060580000** |
| 4 | 22.86 | 0.900 | 40 | **1060590000** |
| 5 | 30.48 | 1.200 | 30 | **1060600000** |

## BVF 7.62HP/../180MF4

**Dimensioned drawing**

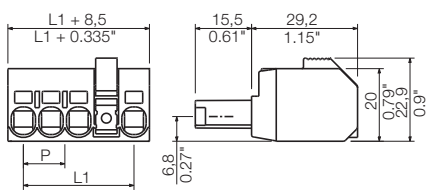


### Ordering data

**Solder pin length**

**Colour** black

**Pitch 7.62 mm**

| Pol. | L1 | (inch) | Qty. | Order No. |
|---|---|---|---|---|
| 5 | 30.48 | 1.200 | 30 | **1060610000** |

**Additional derating curves**

BVF 7.62HP/../180 - SVF 7.62HP/../180

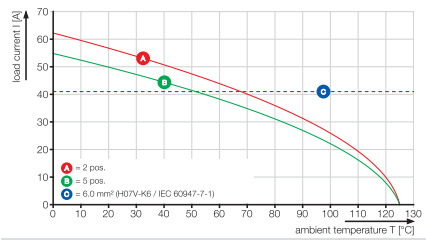


BVF 7.62HP/../180 - SV 7.62HP/../270

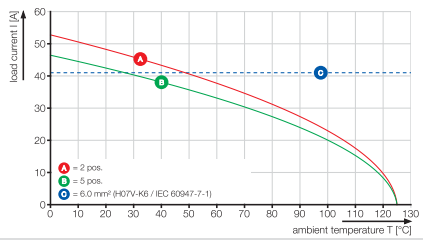




«ЭЛЕКТРО-ПРОФИ» - http://www.ep.ru

# Connectors in 7.62 mm pitch
# Series BV/SV 7.62 – connects up to 6 mm²

## BVF 7.62HP/../180MSF



Female plug in 180° outlet direction with PUSH IN spring connection for TNC (S) systems. Meets the requirements of UL1059 for 600 V Use Group C. The mating profile ensures touch-safety of > 3 mm in accordance with IEC 61800-5-1.

Maximum operational reliability with a derating up to 125°C, a mating profile that can only be plugged in correct, and unique coding capability.
• Middle flange available in positions 2, 3 and 4.

## Product data

IEC: 1000 V / 41 A / 0.5 - 10 mm²
UL: 600 V / 35 A / AWG 24 - 10

**For additional articles and information, refer to catalog.weidmueller.com**

**Note:**
- Additional colours on request
- Rated current related to rated cross-section and min. No. of poles.
- Wire end ferrule without plastic collar to DIN 46228/1
- Wire end ferrule with plastic collar to DIN 46228/4
- P on drg. = pitch
- Rated data refer only to the component itself. Clearance and creepage distances to other components are to be designed in accordance with the relevant application standards.

## BVF 7.62HP/../180MSF2

**Dimensioned drawing**

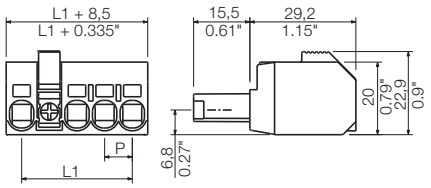


## Technical data

| In compliance with IEC 60664-1 / IEC 61984 | | | | |
|---|---|---|---|---|
| Clamping range, max. | mm² | 0.5...10 | | |
| **Solid core H05(07) V-U** | **mm²** | **0.5...10** | | |
| Stranded H07 V-R | | ...10 | | |
| Flexible H05(07) V-K | mm² | 0.5... | | |
| Flexible with ferrule | mm² | 1.5...6 | | |
| Ferrule with plastic collar | mm² | 1.5...6 | | |
| Stripping length | mm | 12 | | |
| Screwdriver blade | mm | 0.8 x 4.5 | | |
| According to norm | | DIN 5264-A | | |
| Tightening torque range | Nm | | | |
| **Rated current, max.** | **A** | **41** | | **41** |
| At ambient temperature | | 20°C | | 40°C |
| For conductor cross-section | mm² | 6 | | |
| Overvoltage category | | III | III | II |
| Pollution severity | | 3 | 2 | 2 |
| **Rated voltage** | **V** | **800** | **1000** | **1000** |
| Rated impulse voltage | kV | 8 | 8 | 6 |
| **UL / CUL (Use Group)** | | **B** | **C** | **D** |
| **Rated voltage** | **V** | **600** | **600** | **600** |
| **Rated current** | **A** | **35** | **35** | **5** |
| **AWG conductor** | **AWG** | **24-10** | | |
| **CSA (Use Group)** | | **B** | **C** | **D** |
| Rated voltage | V | 600 | 600 | 600 |
| Rated current | A | 35 | 35 | 5 |
| AWG conductor | AWG | 24-10 | | |
| **General data** | | | | |
| Type of insulation material | | PA GF | | |
| Flammability class UL 94 | | V-0 | | |
| Contact base material | | Copper alloy | | |
| Material of contact surface | | tinned | | |
| Pin dimensions = d | mm | | | |
| Solder eyelet Ø = D | mm | | | |
| Solder eyelet Ø tolerance | mm | | | |

## Accessories

**Note:** Refer to the Accessories chapter for additional accessories.

| Coding | | Order No. |
|---|---|---|
|  | BV/SV 7.62HP KO | **1937590000** |
| **Screwdriver** | | |
|  | SD 0,8x4,5x125 | **9009020000** |
| **Crimping tool** | | |
|  | PZ 6/5 | **9011460000** |

## Ordering data

**Solder pin length**

**Colour** black

**Pitch 7.62 mm**

| Pol. | L1 | (inch) | Qty. | Order No. |
|---|---|---|---|---|
| 2 | 7.62 | 0.300 | 65 | **1060630000** |
| 3 | 15.24 | 0.600 | 50 | **1060640000** |

**Representative derating curve**

BVF 7.62HP/../180 - SV 7.62HP/../90

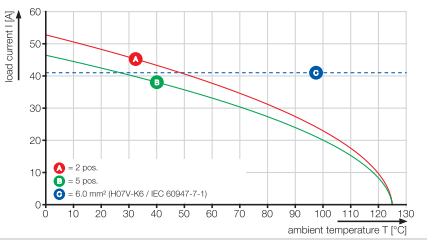




«ЭЛЕКТРО-ПРОФИ» - http://www.ep.ru

## BVF 7.62HP/../180MSF3



**Dimensioned drawing**

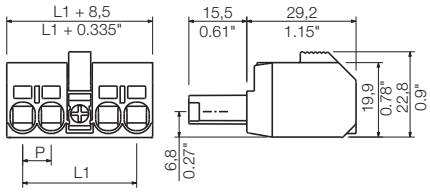


### Ordering data

| Solder pin length | | | | |
|---|---|---|---|---|
| Colour | | | | black |
| **Pitch** | **7.62 mm** | | | |
| **Pol.** | L1 | (inch) | **Qty.** | **Order No.** |
| 3 | 15.24 | 0.600 | 50 | **1060650000** |
| 4 | 22.86 | 0.900 | 40 | **1060670000** |
| 5 | 30.48 | 1.200 | 30 | **1060680000** |

## BVF 7.62HP/../180MSF4

**Dimensioned drawing**

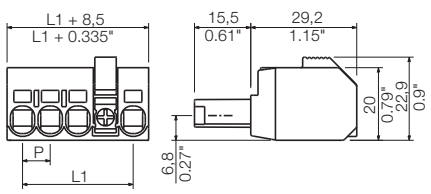


### Ordering data

| Solder pin length | | | | |
|---|---|---|---|---|
| Colour | | | | black |
| **Pitch** | **7.62 mm** | | | |
| **Pol.** | L1 | (inch) | **Qty.** | **Order No.** |
| 5 | 30.48 | 1.200 | 30 | **1060690000** |

**Additional derating curves**

BVF 7.62HP/../180 - SVF 7.62HP/../180

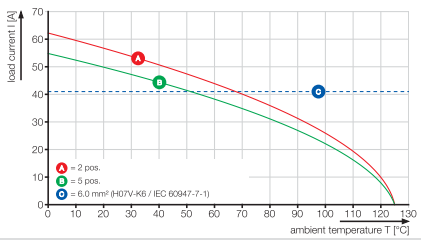


BVF 7.62HP/../180 - SV 7.62HP/../270

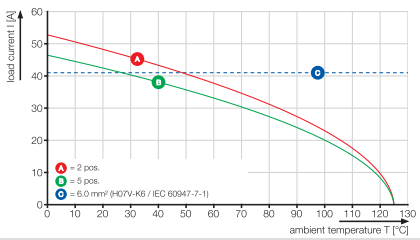




«ЭЛЕКТРО-ПРОФИ» - http://www.ep.ru

# Connectors in 7.62 mm pitch
# Series BV/SV 7.62 – connects up to 6 mm²

## BVL 7.62HP/../90



Touch-safe female header in 90° outlet direction. Meets the requirements of IEC 61800-5-1 and allows UL approval in accordance with UL508 / UL840 for 600 V. An ideal touch-safe solution for power output and DC link applications. According to IEC 61800-5-1, the mating profile ensures more than 3 mm of touch safety.

Maximum operational reliability: with a derating up to 125 °C, a mating profile that can only be plugged in correct, and unique coding capability.

- Available with a flange (FI) and screw flange (SFI).

## Product data

IEC: 1000 V / 41 A
UL: 300 V / 35 A

**For additional articles and information, refer to catalog.weidmueller.com**

**Note:**

- Additional colours on request
- Rated current related to rated cross-section and min. No. of poles.
- P on drg. = pitch
- Rated data refer only to the component itself. Clearance and creepage distances to other components are to be designed in accordance with the relevant application standards.

## BVL 7.62HP/../90



**Dimensioned drawing**

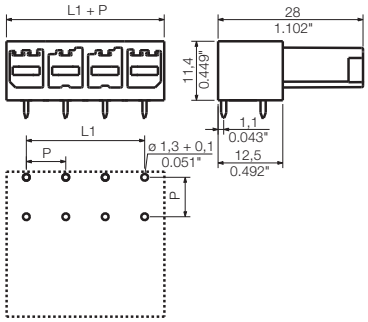


## Technical data

| | | | | |
|---|---|---|---|---|
| **In compliance with IEC 60664-1 / IEC 61984** | | | | |
| Clamping range, max. | mm² | | | |
| **Solid core H05(07) V-U** | **mm²** | | | |
| Stranded H07 V-R | | | | |
| Flexible H05(07) V-K | mm² | | | |
| Flexible with ferrule | mm² | | | |
| Ferrule with plastic collar | mm² | | | |
| Stripping length | mm | | | |
| Screwdriver blade | mm | | | |
| According to norm | | | | |
| Tightening torque range | Nm | | | |
| **Rated current, max.** | **A** | **41** | | **41** |
| At ambient temperature | | 20°C | | 40°C |
| For conductor cross-section | mm² | | | |
| Overvoltage category | | III | III | II |
| Pollution severity | | 3 | 2 | 2 |
| **Rated voltage** | **V** | **630** | **630** | **1000** |
| Rated impulse voltage | kV | 6 | 6 | 6 |
| **UL / CUL (Use Group)** | | **B** | **C** | **D** |
| **Rated voltage** | **V** | **300** | **300** | **600** |
| **Rated current** | **A** | **35** | **35** | **5** |
| **AWG conductor** | **AWG** | | **-** | |
| **CSA (Use Group)** | | **B** | **C** | **D** |
| Rated voltage | V | 300 | 300 | 600 |
| Rated current | A | 35 | 35 | 5 |
| AWG conductor | AWG | | - | |
| **General data** | | | | |
| Type of insulation material | | PA GF | | |
| Flammability class UL 94 | | V-0 | | |
| Contact base material | | Copper alloy | | |
| Material of contact surface | | tinned | | |
| Pin dimensions = d | mm | 0.8 x 1.0 | | |
| Solder eyelet Ø = D | mm | 1.3 | | |
| Solder eyelet Ø tolerance | mm | + 0,1 | | |

## Accessories

**Note:** Refer to the Accessories chapter for additional accessories.

| Coding | | Order No. |
|---|---|---|
|  | BV/SV 7.62HP KO | **1937590000** |

## Ordering data

| | | | | |
|---|---|---|---|---|
| **Solder pin length** | | | | **3.5 mm** |
| **Colour** | | | | **black** |
| **Pitch** | **7.62 mm** | | | |
| **Pol.** | L1 | (inch) | **Qty.** | **Order No.** |
| 2 | 7.62 | 0.300 | 100 | **1928280000** |
| 3 | 15.24 | 0.600 | 100 | **1928290000** |
| 4 | 22.86 | 0.900 | 100 | **1928300000** |
| 5 | 30.48 | 1.200 | 50 | **1928310000** |
| 6 | 38.10 | 1.500 | 50 | **1928320000** |
| 7 | 45.72 | 1.800 | 50 | **1928330000** |



«ЭЛЕКТРО-ПРОФИ» - http://www.ep.ru

## BVL 7.62HP/../90FI



**Dimensioned drawing**

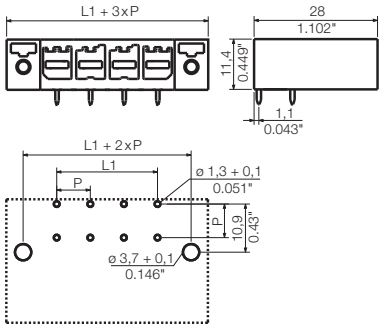


### Ordering data

| Solder pin length | | | | 3.5 mm |
|---|---|---|---|---|
| Colour | | | | black |
| **Pitch** | **7.62 mm** | | | |
| **Pol.** | L1 | (inch) | **Qty.** | **Order No.** |
| 2 | 7.62 | 0.300 | 100 | **1928390000** |
| 3 | 15.24 | 0.600 | 100 | **1928400000** |
| 4 | 22.86 | 0.900 | 100 | **1928410000** |
| 5 | 30.48 | 1.200 | 50 | **1928420000** |
| 6 | 38.10 | 1.500 | 50 | **1928430000** |
| 7 | 45.72 | 1.800 | 50 | **1928440000** |

## BVL 7.62HP/../90SFI



**Dimensioned drawing**

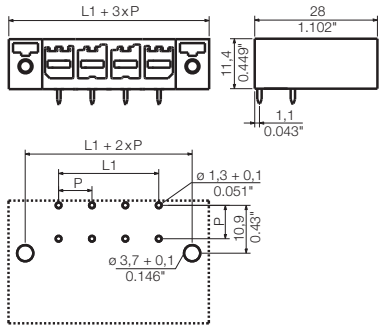


### Ordering data

| Solder pin length | | | | 3.5 mm |
|---|---|---|---|---|
| Colour | | | | black |
| **Pitch** | **7.62 mm** | | | |
| **Pol.** | L1 | (inch) | **Qty.** | **Order No.** |
| 2 | 7.62 | 0.300 | 100 | **1928500000** |
| 3 | 15.24 | 0.600 | 100 | **1928510000** |
| 4 | 22.86 | 0.900 | 100 | **1928520000** |
| 5 | 30.48 | 1.200 | 50 | **1928530000** |
| 6 | 38.10 | 1.500 | 50 | **1928540000** |
| 7 | 45.72 | 1.800 | 50 | **1928550000** |



«ЭЛЕКТРО-ПРОФИ» - http://www.ep.ru

# Connectors in 7.62 mm pitch
# Series BV/SV 7.62 – connects up to 6 mm²

## BVL 7.62HP/../180



Touch-safe female header in 180° outlet direction. Meets the requirements of IEC 61800-5-1 and allows UL approval in accordance with UL508 / UL840 for 600 V. An ideal touch-safe solution for power output and DC link applications. According to IEC 61800-5-1, the mating profile ensures more than 3 mm of touch safety.

Maximum operational reliability with a derating up to 125 °C, a mating profile that can only be plugged in correct, and unique coding capability.

- Available with a flange (FI) and screw flange (SFI).

## Product data

IEC: 1000 V / 41 A
UL: 300 V / 35 A

**For additional articles and information, refer to catalog.weidmueller.com**

**Note:**

- Additional colours on request
- Rated current related to rated cross-section and min. No. of poles.
- P on drg. = pitch
- Rated data refer only to the component itself. Clearance and creepage distances to other components are to be designed in accordance with the relevant application standards.

## BVL 7.62HP/../180



**Dimensioned drawing**

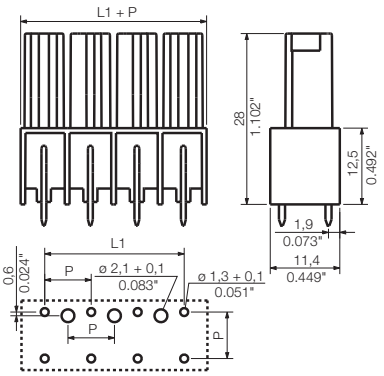


## Technical data

| In compliance with IEC 60664-1 / IEC 61984 | | | | |
|---|---|---|---|---|
| Clamping range, max. | mm² | | | |
| **Solid core H05(07) V-U** | **mm²** | | | |
| Stranded H07 V-R | | | | |
| Flexible H05(07) V-K | mm² | | | |
| Flexible with ferrule | mm² | | | |
| Ferrule with plastic collar | mm² | | | |
| Stripping length | mm | | | |
| Screwdriver blade | mm | | | |
| According to norm | | | | |
| Tightening torque range | Nm | | | |
| **Rated current, max.** | **A** | **41** | | **41** |
| At ambient temperature | | 20°C | | 40°C |
| For conductor cross-section | mm² | | | |
| Overvoltage category | | III | III | II |
| Pollution severity | | 3 | 2 | 2 |
| **Rated voltage** | **V** | **630** | **630** | **1000** |
| Rated impulse voltage | kV | 6 | 6 | 6 |
| **UL / CUL (Use Group)** | | **B** | **C** | **D** |
| **Rated voltage** | **V** | **300** | **300** | **600** |
| **Rated current** | **A** | **35** | **35** | **5** |
| **AWG conductor** | **AWG** | | **-** | |
| **CSA (Use Group)** | | **B** | **C** | **D** |
| Rated voltage | V | 300 | 300 | 600 |
| Rated current | A | 35 | 35 | 5 |
| AWG conductor | AWG | | - | |
| **General data** | | | | |
| Type of insulation material | | PA GF | | |
| Flammability class UL 94 | | V-0 | | |
| Contact base material | | Copper alloy | | |
| Material of contact surface | | tinned | | |
| Pin dimensions = d | mm | 0.8 x 1.0 | | |
| Solder eyelet Ø = D | mm | 1.3 | | |
| Solder eyelet Ø tolerance | mm | + 0,1 | | |

## Accessories

**Note:** Refer to the Accessories chapter for additional accessories.

| Coding | | Order No. |
|---|---|---|
|  | BV/SV 7.62HP KO | **1937590000** |
| | | |
| | | |
| **Protection against twisting** | | |
|  | VDS180 SV7.62 | **1853940000** |
| | | |
| | | |

## Ordering data

| Solder pin length | | | | 3.5 mm |
|---|---|---|---|---|
| Colour | | | | black |
| **Pitch** | **7.62 mm** | | | |
| **Pol.** | L1 | (inch) | **Qty.** | **Order No.** |
| 2 | 7.62 | 0.300 | 100 | **1928610000** |
| 3 | 15.24 | 0.600 | 100 | **1928620000** |
| 4 | 22.86 | 0.900 | 100 | **1928630000** |
| 5 | 30.48 | 1.200 | 50 | **1928650000** |
| 6 | 38.10 | 1.500 | 50 | **1928660000** |
| 7 | 45.72 | 1.800 | 50 | **1928670000** |

**Representative derating curve**

BVL 7.62HP/../180 - SVZ 7.62HP/../180

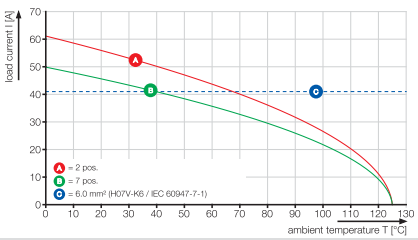




«ЭЛЕКТРО-ПРОФИ» - http://www.ep.ru

## BVL 7.62HP/../180FI



### Dimensioned drawing

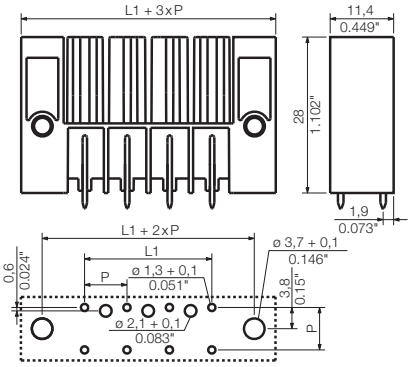


### Ordering data

| Solder pin length | | | | 3.5 mm |
|---|---|---|---|---|
| Colour | | | | black |
| **Pitch** | **7.62 mm** | | | |
| **Pol.** | L1 | (inch) | **Qty.** | **Order No.** |
| 2 | 7.62 | 0.300 | 100 | **1928730000** |
| 3 | 15.24 | 0.600 | 100 | **1928740000** |
| 4 | 22.86 | 0.900 | 100 | **1928750000** |
| 5 | 30.48 | 1.200 | 50 | **1928760000** |
| 6 | 38.10 | 1.500 | 50 | **1928770000** |
| 7 | 45.72 | 1.800 | 50 | **1928780000** |

## BVL 7.62HP/../180SFI



### Dimensioned drawing

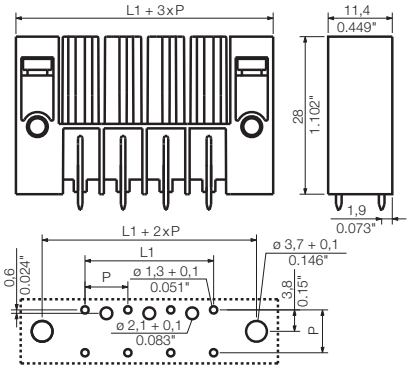


### Ordering data

| Solder pin length | | | | 3.5 mm |
|---|---|---|---|---|
| Colour | | | | black |
| **Pitch** | **7.62 mm** | | | |
| **Pol.** | L1 | (inch) | **Qty.** | **Order No.** |
| 2 | 7.62 | 0.300 | 100 | **1928840000** |
| 3 | 15.24 | 0.600 | 100 | **1928850000** |
| 4 | 22.86 | 0.900 | 100 | **1928860000** |
| 5 | 30.48 | 1.200 | 50 | **1928870000** |
| 6 | 38.10 | 1.500 | 50 | **1928900000** |
| 7 | 45.72 | 1.800 | 50 | **1928910000** |

### Additional derating curves

BVL 7.62HP/../180 - SV 7.62HP/../180

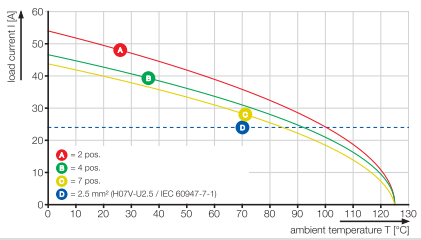


BVL 7.62HP/../180 - SV 7.62HP/../90

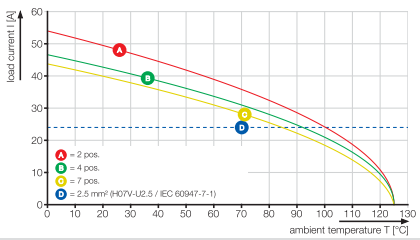




«ЭЛЕКТРО-ПРОФИ» - http://www.ep.ru

# Connectors in 7.62 mm pitch
# Series BV/SV 7.62 – connects up to 6 mm²

## BVL 7.62HP/../270



Touch-safe female header in 270° outlet direction. Meets the requirements of IEC 61800-5-1 and allows UL approval in accordance with UL508 / UL840 for 600 V. An ideal touch-safe solution for power output and DC link applications. According to IEC 61800-5-1, the mating profile ensures more than 3 mm of touch safety.

Maximum operational reliability: with a derating up to 125 °C, a mating profile that can only be plugged in correct, and unique coding capability.

- Available with a flange (FI) and screw flange (SFI).

## Product data

IEC: 1000 V / 41 A
UL: 300 V / 35 A

**For additional articles and information, refer to catalog.weidmueller.com**

**Note:**

- Additional colours on request
- Rated current related to rated cross-section and min. No. of poles.
- P on drg. = pitch
- Rated data refer only to the component itself. Clearance and creepage distances to other components are to be designed in accordance with the relevant application standards.

## BVL 7.62HP/../270



**Dimensioned drawing**

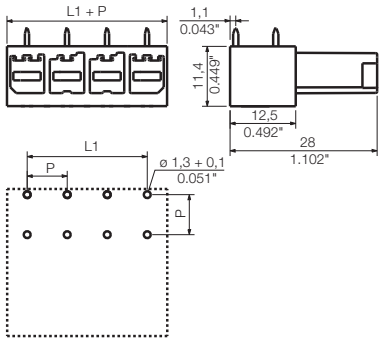


## Technical data

| In compliance with IEC 60664-1 / IEC 61984 | | | | |
|---|---|---|---|---|
| Clamping range, max. | mm² | | | |
| **Solid core H05(07) V-U** | **mm²** | | | |
| Stranded H07 V-R | | | | |
| Flexible H05(07) V-K | mm² | | | |
| Flexible with ferrule | mm² | | | |
| Ferrule with plastic collar | mm² | | | |
| Stripping length | mm | | | |
| Screwdriver blade | mm | | | |
| According to norm | | | | |
| Tightening torque range | Nm | | | |
| **Rated current, max.** | **A** | **41** | | **41** |
| At ambient temperature | | 20°C | | 40°C |
| For conductor cross-section | mm² | | | |
| Overvoltage category | | III | III | II |
| Pollution severity | | 3 | 2 | 2 |
| **Rated voltage** | **V** | **630** | **630** | **1000** |
| Rated impulse voltage | kV | 6 | 6 | 6 |
| **UL / CUL (Use Group)** | | **B** | **C** | **D** |
| **Rated voltage** | **V** | **300** | **300** | **600** |
| **Rated current** | **A** | **35** | **35** | **5** |
| **AWG conductor** | **AWG** | | **-** | |
| **CSA (Use Group)** | | **B** | **C** | **D** |
| Rated voltage | V | 300 | 300 | 600 |
| Rated current | A | 35 | 35 | 5 |
| AWG conductor | AWG | | - | |
| **General data** | | | | |
| Type of insulation material | | PA GF | | |
| Flammability class UL 94 | | V-0 | | |
| Contact base material | | Copper alloy | | |
| Material of contact surface | | tinned | | |
| Pin dimensions = d | mm | 0.8 x 1.0 | | |
| Solder eyelet Ø = D | mm | 1.3 | | |
| Solder eyelet Ø tolerance | mm | + 0,1 | | |

## Accessories

**Note:** Refer to the Accessories chapter for additional accessories.

| Coding | | Order No. |
|---|---|---|
| | BV/SV 7.62HP KO | **1937590000** |

## Ordering data

| Solder pin length | | | | 3.5 mm |
|---|---|---|---|---|
| Colour | | | | black |
| **Pitch** | **7.62 mm** | | | |
| **Pol.** | L1 | (inch) | **Qty.** | **Order No.** |
| 2 | 7.62 | 0.300 | 100 | **1929300000** |
| 3 | 15.24 | 0.600 | 100 | **1929310000** |
| 4 | 22.86 | 0.900 | 100 | **1929320000** |
| 5 | 30.48 | 1.200 | 50 | **1929330000** |
| 6 | 38.10 | 1.500 | 50 | **1929340000** |
| 7 | 45.72 | 1.800 | 50 | **1929350000** |



«ЭЛЕКТРО-ПРОФИ» - http://www.ep.ru

## BVL 7.62HP/../270FI



**Dimensioned drawing**

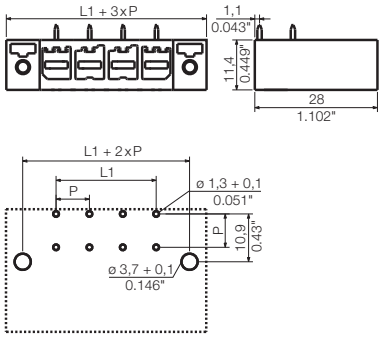


### Ordering data

| Solder pin length | | | | 3.5 mm |
|---|---|---|---|---|
| Colour | | | | black |
| **Pitch 7.62 mm** | | | | |
| **Pol.** | L1 | (inch) | **Qty.** | **Order No.** |
| 2 | 7.62 | 0.300 | 100 | **1929410000** |
| 3 | 15.24 | 0.600 | 100 | **1929420000** |
| 4 | 22.86 | 0.900 | 100 | **1929430000** |
| 5 | 30.48 | 1.200 | 50 | **1929440000** |
| 6 | 38.10 | 1.500 | 50 | **1929450000** |
| 7 | 45.72 | 1.800 | 50 | **1929460000** |

## BVL 7.62HP/../270SFI



**Dimensioned drawing**

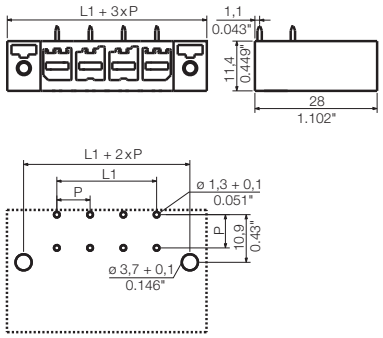


### Ordering data

| Solder pin length | | | | 3.5 mm |
|---|---|---|---|---|
| Colour | | | | black |
| **Pitch 7.62 mm** | | | | |
| **Pol.** | L1 | (inch) | **Qty.** | **Order No.** |
| 2 | 7.62 | 0.300 | 100 | **1929520000** |
| 3 | 15.24 | 0.600 | 100 | **1929530000** |
| 4 | 22.86 | 0.900 | 100 | **1929540000** |
| 5 | 30.48 | 1.200 | 50 | **1929550000** |
| 6 | 38.10 | 1.500 | 50 | **1929560000** |
| 7 | 45.72 | 1.800 | 50 | **1929570000** |



«ЭЛЕКТРО-ПРОФИ» - http://www.ep.ru

# Connectors in 7.62 mm pitch
# Series BV/SV 7.62 – connects up to 6 mm²

## SV 7.62HP/../90 & SC 3.81



Hybrid-header in 90° outlet direction with power and signal contacts. Meets the enhanced requirements of IEC 61800-5-1 for 3 mm touch safety in 400 V TNC (S) networks and enables UL approval for 600 V in accordance with UL508 / UL840. The middle flange interlocks automatically. It decreases the space required by one pole when compared to other solutions.

- Available with a middle flange (MF).

## Product data

IEC: 1000 V / 41 A
UL: 300 V / 35 A

**For additional articles and information, refer to catalog.weidmueller.com**

**Note:**

- Technical specifications refer to the power contacts
- Technical specifications of signal contacts: 50V / 5A
- Rated current related to rated cross-section and min. No. of poles.
- Specifications of diagram: P1=7.62 mm; P2=3.81 mm
- Rated data refer only to the component itself. Clearance and creepage distances to other components are to be designed in accordance with the relevant application standards.

## SV 7.62HP/../90 SC/..R



**Dimensioned drawing**

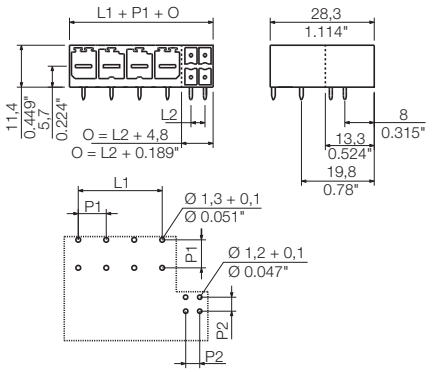


## Technical data

| In compliance with IEC 60664-1 / IEC 61984 | | | | |
|---|---|---|---|---|
| Clamping range, max. | mm² | | | |
| **Solid core H05(07) V-U** | **mm²** | | | |
| Stranded H07 V-R | | | | |
| Flexible H05(07) V-K | mm² | | | |
| Flexible with ferrule | mm² | | | |
| Ferrule with plastic collar | mm² | | | |
| Stripping length | mm | | | |
| Screwdriver blade | mm | | | |
| According to norm | | | | |
| Tightening torque range | Nm | | | |
| **Rated current, max.** | **A** | **41** | | **41** |
| At ambient temperature | | 20°C | | 40°C |
| For conductor cross-section | mm² | | | |
| Overvoltage category | | III | III | II |
| Pollution severity | | 3 | 2 | 2 |
| **Rated voltage** | **V** | **630** | **630** | **1000** |
| Rated impulse voltage | kV | 6 | 6 | 6 |
| **UL / CUL (Use Group)** | | **B** | **C** | **D** |
| **Rated voltage** | **V** | **300** | **300** | **600** |
| **Rated current** | **A** | **35** | **35** | **5** |
| **AWG conductor** | **AWG** | | **-** | |
| **CSA (Use Group)** | | **B** | **C** | **D** |
| Rated voltage | V | 300 | 300 | 600 |
| Rated current | A | 35 | 35 | 5 |
| AWG conductor | AWG | | - | |
| **General data** | | | | |
| Type of insulation material | | PA GF | | |
| Flammability class UL 94 | | V-0 | | |
| Contact base material | | Copper alloy | | |
| Material of contact surface | | tinned | | |
| Pin dimensions = d | mm | 0.8 x 1.0 | | |
| Solder eyelet Ø = D | mm | 1.3 | | |
| Solder eyelet Ø tolerance | mm | + 0,1 | | |

## Accessories

**Note:** Refer to the Accessories chapter for additional accessories.

| Coding | | Order No. |
|---|---|---|
| | BV/SV 7.62HP KO | **1937590000** |

## Ordering data

| Solder pin length | 3.5 mm |
|---|---|
| Colour | black |

**Pitch 7.62 mm**

| Pol. | L1 | (inch) | L2 | (inch) | Qty. | Order No. |
|---|---|---|---|---|---|---|
| 2 / 4 | 7.62 | 0.300 | 3.81 | 0.150 | 78 | **1089840000** |
| 2 / 6 | 7.62 | 0.300 | 7.62 | 0.300 | 72 | **1089920000** |
| 2 / 8 | 7.62 | 0.300 | 11.43 | 0.450 | 60 | **1157040000** |
| 3 / 4 | 15.24 | 0.600 | 3.81 | 0.150 | 60 | **1090040000** |
| 3 / 6 | 15.24 | 0.600 | 7.62 | 0.300 | 54 | **1090120000** |
| 3 / 8 | 15.24 | 0.600 | 11.43 | 0.450 | 48 | **1157050000** |
| 4 / 4 | 22.86 | 0.900 | 3.81 | 0.150 | 48 | **1090280000** |
| 4 / 6 | 22.86 | 0.900 | 7.62 | 0.300 | 42 | **1090360000** |
| 4 / 8 | 22.86 | 0.900 | 11.43 | 0.450 | 42 | **1157380000** |
| 5 / 4 | 30.48 | 1.200 | 3.81 | 0.150 | 36 | **1090520000** |
| 5 / 6 | 30.48 | 1.200 | 7.62 | 0.300 | 36 | **1090590000** |
| 5 / 8 | 30.48 | 1.200 | 11.43 | 0.450 | 36 | **1157080000** |



«ЭЛЕКТРО-ПРОФИ» - http://www.ep.ru

## SV 7.62HP/../90MF. SC/..R



**Dimensioned drawing**

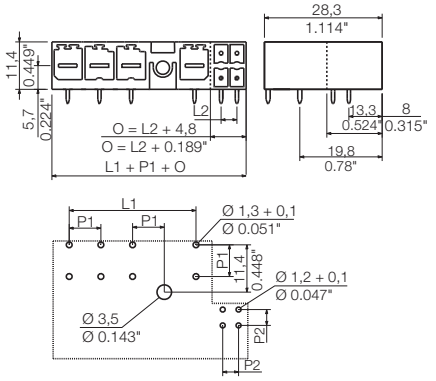


### Ordering data

| Solder pin length | | | | | | 3.5 mm |
|---|---|---|---|---|---|---|
| Colour | | | | | | black |
| **Pitch** | **7.62 mm** | | | | | |
| **Pol.** | L1 | (inch) | L2 | (inch) | Qty. | **Order No.** |
| 2 / 4 | 7.62 | 0.300 | 3.81 | 0.150 | 60 | **1089370000** |
| 2 / 6 | 7.62 | 0.300 | 7.62 | 0.300 | 54 | **1089410000** |
| 2 / 8 | 7.62 | 0.300 | 11.43 | 0.450 | 48 | **1156820000** |
| 3 / 4 | 15.24 | 0.600 | 3.81 | 0.150 | 48 | **1156230000** |
| 3 / 4 | 15.24 | 0.600 | 3.81 | 0.150 | 48 | **1089660000** |
| 3 / 6 | 15.24 | 0.600 | 7.62 | 0.300 | 42 | **1156240000** |
| 3 / 6 | 15.24 | 0.600 | 7.62 | 0.300 | 42 | **1089730000** |
| 3 / 8 | 15.24 | 0.600 | 11.43 | 0.450 | 42 | **1156840000** |
| 3 / 8 | 15.24 | 0.600 | 11.43 | 0.450 | 42 | **1156850000** |
| 4 / 4 | 22.86 | 0.900 | 3.81 | 0.150 | 36 | **1090130000** |
| 4 / 6 | 22.86 | 0.900 | 7.62 | 0.300 | 36 | **1090210000** |
| 4 / 8 | 22.86 | 0.900 | 11.43 | 0.450 | 36 | **1156890000** |
| 5 / 4 | 30.48 | 1.200 | 3.81 | 0.150 | 30 | **1156910000** |
| 5 / 4 | 30.48 | 1.200 | 3.81 | 0.150 | 30 | **1090600000** |
| 5 / 6 | 30.48 | 1.200 | 7.62 | 0.300 | 30 | **1156930000** |
| 5 / 6 | 30.48 | 1.200 | 7.62 | 0.300 | 30 | **1090670000** |
| 5 / 8 | 30.48 | 1.200 | 11.43 | 0.450 | 30 | **1156950000** |
| 5 / 8 | 30.48 | 1.200 | 11.43 | 0.450 | 30 | **1156980000** |

## SV 7.62HP/../90MSF. SC/..R



**Dimensioned drawing**

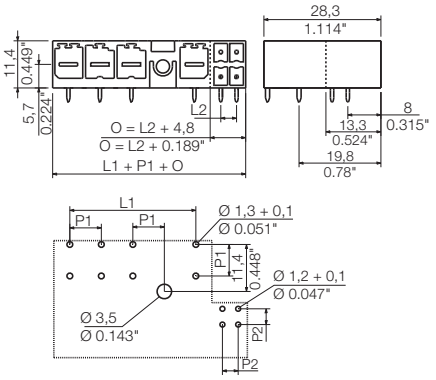


### Ordering data

| Solder pin length | | | | | | 3.5 mm |
|---|---|---|---|---|---|---|
| Colour | | | | | | black |
| **Pitch** | **7.62 mm** | | | | | |
| **Pol.** | L1 | (inch) | L2 | (inch) | Qty. | **Order No.** |
| 2 / 4 | 7.62 | 0.300 | 3.81 | 0.150 | 60 | **1089510000** |
| 2 / 6 | 7.62 | 0.300 | 7.62 | 0.300 | 54 | **1089570000** |
| 2 / 8 | 7.62 | 0.300 | 11.43 | 0.450 | 48 | **1156830000** |
| 3 / 4 | 15.24 | 0.600 | 3.81 | 0.150 | 48 | **1156250000** |
| 3 / 4 | 15.24 | 0.600 | 3.81 | 0.150 | 48 | **1089890000** |
| 3 / 6 | 15.24 | 0.600 | 7.62 | 0.300 | 42 | **1156270000** |
| 3 / 6 | 15.24 | 0.600 | 7.62 | 0.300 | 42 | **1089970000** |
| 3 / 8 | 15.24 | 0.600 | 11.43 | 0.450 | 42 | **1156870000** |
| 3 / 8 | 15.24 | 0.600 | 11.43 | 0.450 | 42 | **1156880000** |
| 4 / 4 | 22.86 | 0.900 | 3.81 | 0.150 | 36 | **1090370000** |
| 4 / 6 | 22.86 | 0.900 | 7.62 | 0.300 | 36 | **1090450000** |
| 4 / 8 | 22.86 | 0.900 | 11.43 | 0.450 | 36 | **1156900000** |
| 5 / 4 | 30.48 | 1.200 | 3.81 | 0.150 | 30 | **1157000000** |
| 5 / 4 | 30.48 | 1.200 | 3.81 | 0.150 | 30 | **1090830000** |
| 5 / 6 | 30.48 | 1.200 | 7.62 | 0.300 | 30 | **1157010000** |
| 5 / 6 | 30.48 | 1.200 | 7.62 | 0.300 | 30 | **1090900000** |
| 5 / 8 | 30.48 | 1.200 | 11.43 | 0.450 | 30 | **1157020000** |
| 5 / 8 | 30.48 | 1.200 | 11.43 | 0.450 | 30 | **1157030000** |



«ЭЛЕКТРО-ПРОФИ» - http://www.ep.ru

# Connectors in 7.62 mm pitch
# Series BV/SV 7.62 – connects up to 6 mm²

## SV 7.62HP/../270 & SC 3.81



Hybrid male header in 270° outlet direction with power and signal contacts. Meets the enhanced requirements of IEC 61800-5-1 for 3 mm touch safety in 400 V TNC (S) networks and enables UL approval for 600 V in line with UL508 / UL840. The middle flange interlocks automatically. It decreases the space required by one pole when compared to other solutions.

- Available with a middle flange (MF).

## Product data

IEC: 1000 V / 41 A
UL: 300 V / 35 A

**For additional articles and information, refer to catalog.weidmueller.com**

**Note:**

- Technical specifications refer to the power contacts
- Technical specifications of signal contacts: 50V / 5A
- Rated current related to rated cross-section and min. No. of poles.
- Specifications of diagram: P1=7.62 mm; P2=3.81 mm
- Rated data refer only to the component itself. Clearance and creepage distances to other components are to be designed in accordance with the relevant application standards.

## SV 7.62HP/../270 SC/..R



**Dimensioned drawing**

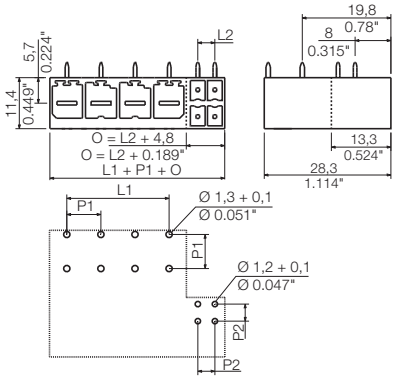


## Technical data

| In compliance with IEC 60664-1 / IEC 61984 | | | | |
|---|---|---|---|---|
| Clamping range, max. | mm² | | | |
| **Solid core H05(07) V-U** | **mm²** | | | |
| Stranded H07 V-R | | | | |
| Flexible H05(07) V-K | mm² | | | |
| Flexible with ferrule | mm² | | | |
| Ferrule with plastic collar | mm² | | | |
| Stripping length | mm | | | |
| Screwdriver blade | mm | | | |
| According to norm | | | | |
| Tightening torque range | Nm | | | |
| **Rated current, max.** | **A** | **41** | | **41** |
| At ambient temperature | | 20°C | | 40°C |
| For conductor cross-section | mm² | | | |
| Overvoltage category | | III | III | II |
| Pollution severity | | 3 | 2 | 2 |
| **Rated voltage** | **V** | **630** | **630** | **1000** |
| Rated impulse voltage | kV | 6 | 6 | 6 |
| **UL / CUL (Use Group)** | | **B** | **C** | **D** |
| **Rated voltage** | **V** | **300** | **300** | **600** |
| **Rated current** | **A** | **35** | **35** | **5** |
| **AWG conductor** | **AWG** | | **-** | |
| **CSA (Use Group)** | | **B** | **C** | **D** |
| Rated voltage | V | 300 | 300 | 600 |
| Rated current | A | 35 | 35 | 5 |
| AWG conductor | AWG | | - | |
| **General data** | | | | |
| Type of insulation material | | PA GF | | |
| Flammability class UL 94 | | V-0 | | |
| Contact base material | | Copper alloy | | |
| Material of contact surface | | tinned | | |
| Pin dimensions = d | mm | 0.8 x 1.0 | | |
| Solder eyelet Ø = D | mm | 1.3 | | |
| Solder eyelet Ø tolerance | mm | + 0,1 | | |

## Accessories

**Note:** Refer to the Accessories chapter for additional accessories.

| Coding | | Order No. |
|---|---|---|
|  | BV/SV 7.62HP KO | **1937590000** |

## Ordering data

| Solder pin length | 3.5 mm |
|---|---|
| Colour | black |

**Pitch 7.62 mm**

| Pol. | L1 | (inch) | L2 | (inch) | Qty. | Order No. |
|---|---|---|---|---|---|---|
| 2 / 4 | 7.62 | 0.300 | 3.81 | 0.150 | 78 | **1090770000** |
| 2 / 6 | 7.62 | 0.300 | 7.62 | 0.300 | 72 | **1090850000** |
| 2 / 8 | 7.62 | 0.300 | 11.43 | 0.450 | 60 | **1156920000** |
| 3 / 4 | 15.24 | 0.600 | 3.81 | 0.150 | 60 | **1090950000** |
| 3 / 6 | 15.24 | 0.600 | 7.62 | 0.300 | 54 | **1091010000** |
| 3 / 8 | 15.24 | 0.600 | 11.43 | 0.450 | 48 | **1156940000** |
| 4 / 4 | 22.86 | 0.900 | 3.81 | 0.150 | 48 | **1091120000** |
| 4 / 6 | 22.86 | 0.900 | 7.62 | 0.300 | 42 | **1091160000** |
| 4 / 8 | 22.86 | 0.900 | 11.43 | 0.450 | 42 | **1156970000** |
| 5 / 4 | 30.48 | 1.200 | 3.81 | 0.150 | 36 | **1091240000** |
| 5 / 6 | 30.48 | 1.200 | 7.62 | 0.300 | 36 | **1091260000** |
| 5 / 8 | 30.48 | 1.200 | 11.43 | 0.450 | 36 | **1156990000** |



«ЭЛЕКТРО-ПРОФИ» - http://www.ep.ru

## SV 7.62HP/../270MF. SC/..R



**Dimensioned drawing**

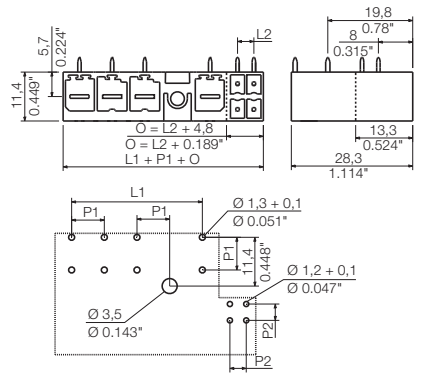


### Ordering data

| Solder pin length | | | | | | 3.5 mm |
|---|---|---|---|---|---|---|
| Colour | | | | | | black |
| **Pitch** | **7.62 mm** | | | | | |
| **Pol.** | L1 | (inch) | L2 | (inch) | Qty. | **Order No.** |
| 2 / 4 | 7.62 | 0.300 | 3.81 | 0.150 | 60 | **1089260000** |
| 2 / 6 | 7.62 | 0.300 | 7.62 | 0.300 | 54 | **1089280000** |
| 2 / 8 | 7.62 | 0.300 | 11.43 | 0.450 | 48 | **1156120000** |
| 3 / 4 | 15.24 | 0.600 | 3.81 | 0.150 | 48 | **1156140000** |
| 3 / 4 | 15.24 | 0.600 | 3.81 | 0.150 | 48 | **1089440000** |
| 3 / 6 | 15.24 | 0.600 | 7.62 | 0.300 | 42 | **1156150000** |
| 3 / 6 | 15.24 | 0.600 | 7.62 | 0.300 | 42 | **1089490000** |
| 3 / 8 | 15.24 | 0.600 | 11.43 | 0.450 | 42 | **1156170000** |
| 3 / 8 | 15.24 | 0.600 | 11.43 | 0.450 | 42 | **1156180000** |
| 4 / 4 | 22.86 | 0.900 | 3.81 | 0.150 | 36 | **1089820000** |
| 4 / 6 | 22.86 | 0.900 | 7.62 | 0.300 | 36 | **1089910000** |
| 4 / 8 | 22.86 | 0.900 | 11.43 | 0.450 | 36 | **1156280000** |
| 5 / 4 | 30.48 | 1.200 | 3.81 | 0.150 | 30 | **1156300000** |
| 5 / 4 | 30.48 | 1.200 | 3.81 | 0.150 | 30 | **1090300000** |
| 5 / 6 | 30.48 | 1.200 | 7.62 | 0.300 | 30 | **1156310000** |
| 5 / 6 | 30.48 | 1.200 | 7.62 | 0.300 | 30 | **1090380000** |
| 5 / 8 | 30.48 | 1.200 | 11.43 | 0.450 | 30 | **1156320000** |
| 5 / 8 | 30.48 | 1.200 | 11.43 | 0.450 | 30 | **1156340000** |

## SV 7.62HP/../270MSF. SC/..R



**Dimensioned drawing**

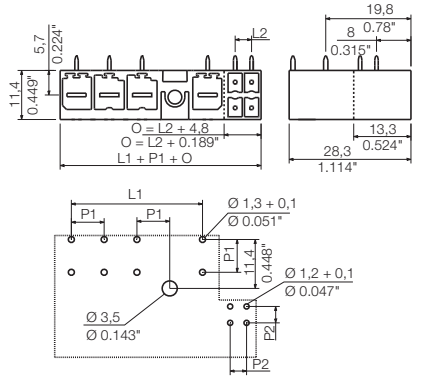


### Ordering data

| Solder pin length | | | | | | 3.5 mm |
|---|---|---|---|---|---|---|
| Colour | | | | | | black |
| **Pitch** | **7.62 mm** | | | | | |
| **Pol.** | L1 | (inch) | L2 | (inch) | Qty. | **Order No.** |
| 2 / 4 | 7.62 | 0.300 | 3.81 | 0.150 | 60 | **1089340000** |
| 2 / 6 | 7.62 | 0.300 | 7.62 | 0.300 | 54 | **1089380000** |
| 2 / 8 | 7.62 | 0.300 | 11.43 | 0.450 | 48 | **1156130000** |
| 3 / 4 | 15.24 | 0.600 | 3.81 | 0.150 | 48 | **1156190000** |
| 3 / 4 | 15.24 | 0.600 | 3.81 | 0.150 | 48 | **1089610000** |
| 3 / 6 | 15.24 | 0.600 | 7.62 | 0.300 | 42 | **1156200000** |
| 3 / 6 | 15.24 | 0.600 | 7.62 | 0.300 | 42 | **1089670000** |
| 3 / 8 | 15.24 | 0.600 | 11.43 | 0.450 | 42 | **1156210000** |
| 3 / 8 | 15.24 | 0.600 | 11.43 | 0.450 | 42 | **1156220000** |
| 4 / 4 | 22.86 | 0.900 | 3.81 | 0.150 | 36 | **1090060000** |
| 4 / 6 | 22.86 | 0.900 | 7.62 | 0.300 | 36 | **1090140000** |
| 4 / 8 | 22.86 | 0.900 | 11.43 | 0.450 | 36 | **1156290000** |
| 5 / 4 | 30.48 | 1.200 | 3.81 | 0.150 | 30 | **1156370000** |
| 5 / 4 | 30.48 | 1.200 | 3.81 | 0.150 | 30 | **1090540000** |
| 5 / 6 | 30.48 | 1.200 | 7.62 | 0.300 | 30 | **1156390000** |
| 5 / 6 | 30.48 | 1.200 | 7.62 | 0.300 | 30 | **1090610000** |
| 5 / 8 | 30.48 | 1.200 | 11.43 | 0.450 | 30 | **1156410000** |
| 5 / 8 | 30.48 | 1.200 | 11.43 | 0.450 | 30 | **1156430000** |



«ЭЛЕКТРО-ПРОФИ» - http://www.ep.ru

# Connectors in 7.62 mm pitch
# Series BV/SV 7.62 – connects up to 6 mm²

## BVF 7.62HP/../180 & BCF 3.81



Hybrid female plug with power and signal contacts with PUSH IN connection system. Allows power, signals and shield to be plugged in simultaneously. It is perfect for connecting servo-drives and asynchronous drives. Meets the requirements of UL1059 for 600 V Use Group C. The mating profile ensures touch-safety of > 3 mm in accordance with IEC 61800-5-1. The pluggable shield connection establishes a large contact area on the device housing and does not need to be screwed on separately.

## Product data

IEC: 1000 V / 38 A / 0.5 - 10 mm²
UL: 600 V / 35 A / AWG 24 - 10

**For additional articles and information, refer to catalog.weidmueller.com**

**Note:**

- Technical specifications refer to the power contacts
- Technical specifications of signal contacts: 50V / 5A
- Additional colours on request
- Rated current related to rated cross-section and min. No. of poles.
- Wire end ferrule without plastic collar to DIN 46228/1
- Wire end ferrule with plastic collar to DIN 46228/4
- Rated data refer only to the component itself. Clearance and creepage distances to other components are to be designed in accordance with the relevant application standards.

## BVF 7.62HP/../180 BCF/..R



**Dimensioned drawing**

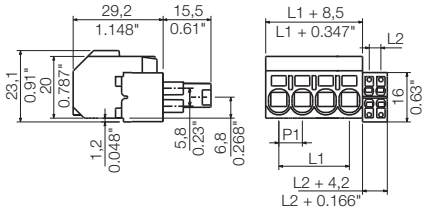


## Technical data

| In compliance with IEC 60664-1 / IEC 61984 | | | | |
|---|---|---|---|---|
| Clamping range, max. | mm² | 0.5...10 | | |
| **Solid core H05(07) V-U** | **mm²** | **0.5...10** | | |
| Stranded H07 V-R | | ...10 | | |
| Flexible H05(07) V-K | mm² | 0.5... | | |
| Flexible with ferrule | mm² | 1.5...4 | | |
| Ferrule with plastic collar | mm² | 1.5...6 | | |
| Stripping length | mm | 12 | | |
| Screwdriver blade | mm | 0.8 x 4.5 | | |
| According to norm | | DIN 5264-A | | |
| Tightening torque range | Nm | | | |
| **Rated current, max.** | **A** | **38** | | **34** |
| At ambient temperature | | 20°C | | 40°C |
| For conductor cross-section | mm² | 6 | | |
| Overvoltage category | | III | III | II |
| Pollution severity | | 3 | 2 | 2 |
| **Rated voltage** | **V** | **800** | **1000** | **1000** |
| Rated impulse voltage | kV | 8 | 8 | 6 |
| **UL / CUL (Use Group)** | | **B** | **C** | **D** |
| **Rated voltage** | **V** | **600** | **600** | **600** |
| **Rated current** | **A** | **35** | **35** | **5** |
| **AWG conductor** | **AWG** | **24-10** | | |
| **CSA (Use Group)** | | **B** | **C** | **D** |
| Rated voltage | V | 600 | 600 | 600 |
| Rated current | A | 35 | 35 | 5 |
| AWG conductor | AWG | 24-10 | | |
| **General data** | | | | |
| Type of insulation material | | PA GF | | |
| Flammability class UL 94 | | V-0 | | |
| Contact base material | | Copper alloy | | |
| Material of contact surface | | tinned | | |
| Pin dimensions = d | mm | | | |
| Solder eyelet Ø = D | mm | | | |
| Solder eyelet Ø tolerance | mm | | | |

## Accessories

**Note:** Refer to the Accessories chapter for additional accessories.

| Coding | | Order No. |
|---|---|---|
|  | BV/SV 7.62HP KO | **1937590000** |
| **Shielding** | | |
|  | BVF 7.62HP SH150 4-6 KIT | **1118480000** |
| | BVF 7.62HP SH180 4-6 KIT | **1118470000** |
| | BVF 7.62HP SH210 4-6 KIT | **1118490000** |
| **Screwdriver** | | |
|  | SD 0,8x4,5x125 | **9009020000** |
| **Crimping tool** | | |
|  | PZ 6/5 | **9011460000** |

## Ordering data

**Solder pin length**

**Colour** **black**

**Pitch 7.62 mm**

| Pol. | L1 | (inch) | L2 | (inch) | Qty. | Order No. |
|---|---|---|---|---|---|---|
| 2 / 4 | 7.62 | 0.300 | 3.81 | 0.150 | 65 | **1080550000** |
| 2 / 6 | 7.62 | 0.300 | 7.62 | 0.300 | 55 | **1080320000** |
| 2 / 8 | 7.62 | 0.300 | 11.43 | 0.450 | 50 | **1156440000** |
| 3 / 4 | 15.24 | 0.600 | 3.81 | 0.150 | 50 | **1080490000** |
| 3 / 6 | 15.24 | 0.600 | 7.62 | 0.300 | 45 | **1080570000** |
| 3 / 8 | 15.24 | 0.600 | 11.43 | 0.450 | 40 | **1156450000** |
| 4 / 4 | 22.86 | 0.900 | 3.81 | 0.150 | 40 | **1080510000** |
| 4 / 6 | 22.86 | 0.900 | 7.62 | 0.300 | 35 | **1080440000** |
| 4 / 8 | 22.86 | 0.900 | 11.43 | 0.450 | 30 | **1156470000** |
| 5 / 8 | 30.48 | 1.200 | 11.43 | 0.450 | 25 | **1156480000** |

**Representative derating curve**

BVF 7.62HP/180 & BCF - SV 7.62HP/90 & SC

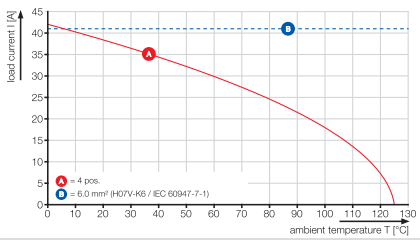




«ЭЛЕКТРО-ПРОФИ» - http://www.ep.ru

## BVF 7.62HP/../180MF & BCF 3.81



Hybrid female plug with power and signal contacts with PUSH IN connection system. Allows power, signals and shield to be plugged in simultaneously. It is perfect for connecting servo-drives and asynchronous drives. Meets the requirements of UL1059 for 600 V Use Group C. The mating profile ensures touch-safety of > 3 mm in accordance with IEC 61800-5-1. The self-fastening middle flange reduces the space requirements by one pole.

The pluggable shield connection establishes a large contact area on the device housing and does not need to be screwed on separately.

## Product data

IEC: 1000 V / 38 A / 0.5 - 10 mm²
UL: 600 V / 35 A / AWG 24 - 10

**For additional articles and information, refer to catalog.weidmueller.com**

**Note:**

- Technical specifications refer to the power contacts
- Technical specifications of signal contacts: 50V / 5A
- Additional colours on request
- Rated current related to rated cross-section and min. No. of poles.
- Wire end ferrule without plastic collar to DIN 46228/1
- Wire end ferrule with plastic collar to DIN 46228/4
- Rated data refer only to the component itself. Clearance and creepage distances to other components are to be designed in accordance with the relevant application standards.

## BVF 7.62HP/../180MF. BCF/..R



**Dimensioned drawing**

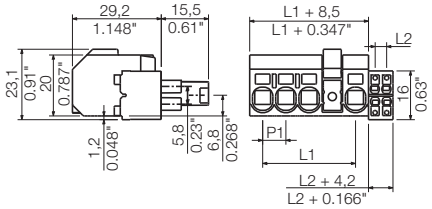


## Technical data

| In compliance with IEC 60664-1 / IEC 61984 | | | | |
|---|---|---|---|---|
| Clamping range, max. | mm² | 0.5...10 | | |
| **Solid core H05(07) V-U** | **mm²** | **0.5...10** | | |
| Stranded H07 V-R | | ...10 | | |
| Flexible H05(07) V-K | mm² | 0.5... | | |
| Flexible with ferrule | mm² | 1.5...4 | | |
| Ferrule with plastic collar | mm² | 1.5...6 | | |
| Stripping length | mm | 12 | | |
| Screwdriver blade | mm | 0.8 x 4.5 | | |
| According to norm | | DIN 5264-A | | |
| Tightening torque range | Nm | | | |
| **Rated current, max.** | **A** | **38** | | **34** |
| At ambient temperature | | 20°C | | 40°C |
| For conductor cross-section | mm² | 6 | | |
| Overvoltage category | | III | III | II |
| Pollution severity | | 3 | 2 | 2 |
| **Rated voltage** | **V** | **800** | **1000** | **1000** |
| Rated impulse voltage | kV | 8 | 8 | 6 |
| **UL / CUL (Use Group)** | | **B** | **C** | **D** |
| **Rated voltage** | **V** | **600** | **600** | **600** |
| **Rated current** | **A** | **35** | **35** | **5** |
| **AWG conductor** | **AWG** | **24-10** | | |
| **CSA (Use Group)** | | **B** | **C** | **D** |
| Rated voltage | V | 600 | 600 | 600 |
| Rated current | A | 35 | 35 | 5 |
| AWG conductor | AWG | 24-10 | | |
| **General data** | | | | |
| Type of insulation material | | PA GF | | |
| Flammability class UL 94 | | V-0 | | |
| Contact base material | | Copper alloy | | |
| Material of contact surface | | tinned | | |
| Pin dimensions = d | mm | | | |
| Solder eyelet Ø = D | mm | | | |
| Solder eyelet Ø tolerance | mm | | | |

## Accessories

**Note:** Refer to the Accessories chapter for additional accessories.

| Coding | | Order No. |
|---|---|---|
| | BV/SV 7.62HP KO | **1937590000** |
| **Shielding** | | |
| | BVF 7.62HP SH150 4-6 KIT | **1118480000** |
| | BVF 7.62HP SH180 4-6 KIT | **1118470000** |
| | BVF 7.62HP SH210 4-6 KIT | **1118490000** |
| **Screwdriver** | | |
| | SD 0,8x4,5x125 | **9009020000** |
| **Crimping tool** | | |
| | PZ 6/5 | **9011460000** |

## Ordering data

**Solder pin length**

**Colour** black

**Pitch 7.62 mm**

| Pol. | L1 | (inch) | L2 | (inch) | Qty. | Order No. |
|---|---|---|---|---|---|---|
| 2 / 4 | 7.62 | 0.300 | 3.81 | 0.150 | 50 | **1081610000** |
| 2 / 6 | 7.62 | 0.300 | 7.62 | 0.300 | 45 | **1081030000** |
| 2 / 8 | 7.62 | 0.300 | 11.43 | 0.450 | 40 | **1157090000** |
| 3 / 4 | 15.24 | 0.600 | 3.81 | 0.150 | 40 | **1157110000** |
| 3 / 4 | 15.24 | 0.600 | 3.81 | 0.150 | 40 | **1081630000** |
| 3 / 6 | 15.24 | 0.600 | 7.62 | 0.300 | 35 | **1157120000** |
| 3 / 6 | 15.24 | 0.600 | 7.62 | 0.300 | 35 | **1081720000** |
| 3 / 8 | 15.24 | 0.600 | 11.43 | 0.450 | 30 | **1157130000** |
| 3 / 8 | 15.24 | 0.600 | 11.43 | 0.450 | 30 | **1157170000** |
| 4 / 4 | 22.86 | 0.900 | 3.81 | 0.150 | 30 | **1081150000** |
| 4 / 6 | 22.86 | 0.900 | 7.62 | 0.300 | 30 | **1082020000** |
| 4 / 8 | 22.86 | 0.900 | 11.43 | 0.450 | 25 | **1157200000** |
| 5 / 4 | 30.48 | 1.200 | 3.81 | 0.150 | 25 | **1157220000** |
| 5 / 4 | 30.48 | 1.200 | 3.81 | 0.150 | 25 | **1082140000** |
| 5 / 6 | 30.48 | 1.200 | 7.62 | 0.300 | 25 | **1157230000** |
| 5 / 6 | 30.48 | 1.200 | 7.62 | 0.300 | 25 | **1081760000** |
| 5 / 8 | 30.48 | 1.200 | 11.43 | 0.450 | 25 | **1157240000** |
| 5 / 8 | 30.48 | 1.200 | 11.43 | 0.450 | 25 | **1157250000** |

**Representative derating curve**

BVF 7.62HP/180 & BCF - SV 7.62HP/90 & SC

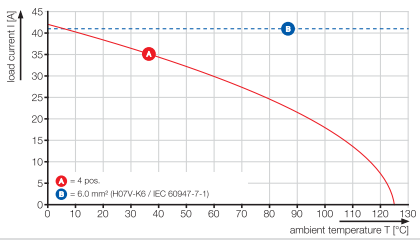




«ЭЛЕКТРО-ПРОФИ» - http://www.ep.ru

# Connectors in 7.62 mm pitch
# Series BV/SV 7.62 – connects up to 6 mm²

## BVF 7.62HP/../180MSF & BCF 3.81



Hybrid female plug with power and signal contacts with PUSH IN connection system. Allows power, signals and shield to be plugged in simultaneously. It is perfect for connecting servo-drives and asynchronous drives. Meets the requirements of UL1059 for 600 V Use Group C. The mating profile ensures touch-safety of > 3 mm in accordance with IEC 61800-5-1. The self-fastening middle flange reduces the space requirements by one pole.

The pluggable shield connection establishes a large contact area on the device housing and does not need to be screwed on separately.

## Product data

IEC: 1000 V / 38 A / 0.5 - 10 mm²
UL: 600 V / 35 A / AWG 24 - 10

**For additional articles and information, refer to catalog.weidmueller.com**

**Note:**

- Technical specifications refer to the power contacts
- Technical specifications of signal contacts: 50V / 5A
- Additional colours on request
- Rated current related to rated cross-section and min. No. of poles.
- Wire end ferrule without plastic collar to DIN 46228/1
- Wire end ferrule with plastic collar to DIN 46228/4
- Rated data refer only to the component itself. Clearance and creepage distances to other components are to be designed in accordance with the relevant application standards.

## BVF 7.62HP/../180MSF. BCF/..R



**Dimensioned drawing**

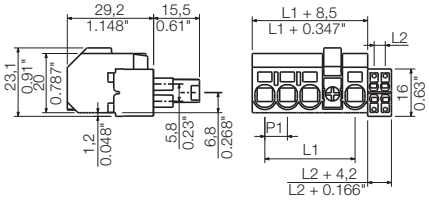


## Technical data

| In compliance with IEC 60664-1 / IEC 61984 | | | | |
|---|---|---|---|---|
| Clamping range, max. | mm² | 0.5...10 | | |
| **Solid core H05(07) V-U** | **mm²** | **0.5...10** | | |
| Stranded H07 V-R | | ...10 | | |
| Flexible H05(07) V-K | mm² | 0.5... | | |
| Flexible with ferrule | mm² | 1.5...4 | | |
| Ferrule with plastic collar | mm² | 1.5...6 | | |
| Stripping length | mm | 12 | | |
| Screwdriver blade | mm | 0.8 x 4.5 | | |
| According to norm | | DIN 5264-A | | |
| Tightening torque range | Nm | | | |
| **Rated current, max.** | **A** | **38** | | **34** |
| At ambient temperature | | 20°C | | 40°C |
| For conductor cross-section | mm² | 6 | | |
| Overvoltage category | | III | III | II |
| Pollution severity | | 3 | 2 | 2 |
| **Rated voltage** | **V** | **800** | **1000** | **1000** |
| Rated impulse voltage | kV | 8 | 8 | 6 |
| **UL / CUL (Use Group)** | | **B** | **C** | **D** |
| **Rated voltage** | **V** | **600** | **600** | **600** |
| **Rated current** | **A** | **35** | **35** | **5** |
| **AWG conductor** | **AWG** | **24-10** | | |
| **CSA (Use Group)** | | **B** | **C** | **D** |
| Rated voltage | V | 600 | 600 | 600 |
| Rated current | A | 35 | 35 | 5 |
| AWG conductor | AWG | 24-10 | | |
| **General data** | | | | |
| Type of insulation material | | PA GF | | |
| Flammability class UL 94 | | V-0 | | |
| Contact base material | | Copper alloy | | |
| Material of contact surface | | tinned | | |
| Pin dimensions = d | mm | | | |
| Solder eyelet Ø = D | mm | | | |
| Solder eyelet Ø tolerance | mm | | | |

## Accessories

**Note:** Refer to the Accessories chapter for additional accessories.

| Coding | | Order No. |
|---|---|---|
|  | BV/SV 7.62HP KO | **1937590000** |
| **Shielding** | | |
|  | BVF 7.62HP SH150 4-6 KIT | **1118480000** |
| | BVF 7.62HP SH180 4-6 KIT | **1118470000** |
| | BVF 7.62HP SH210 4-6 KIT | **1118490000** |
| **Screwdriver** | | |
|  | SD 0,8x4,5x125 | **9009020000** |
| **Crimping tool** | | |
|  | PZ 6/5 | **9011460000** |

## Ordering data

**Solder pin length**

**Colour** **black**

**Pitch 7.62 mm**

| Pol. | L1 | (inch) | L2 | (inch) | Qty. | Order No. |
|---|---|---|---|---|---|---|
| 2 / 4 | 7.62 | 0.300 | 3.81 | 0.150 | 50 | **1081930000** |
| 2 / 6 | 7.62 | 0.300 | 7.62 | 0.300 | 45 | **1082080000** |
| 2 / 8 | 7.62 | 0.300 | 11.43 | 0.450 | 40 | **1157100000** |
| 3 / 4 | 15.24 | 0.600 | 3.81 | 0.150 | 40 | **1157440000** |
| 3 / 4 | 15.24 | 0.600 | 3.81 | 0.150 | 40 | **1082110000** |
| 3 / 6 | 15.24 | 0.600 | 7.62 | 0.300 | 35 | **1157450000** |
| 3 / 6 | 15.24 | 0.600 | 7.62 | 0.300 | 35 | **1081730000** |
| 3 / 8 | 15.24 | 0.600 | 11.43 | 0.450 | 30 | **1157470000** |
| 3 / 8 | 15.24 | 0.600 | 11.43 | 0.450 | 30 | **1157190000** |
| 4 / 4 | 22.86 | 0.900 | 3.81 | 0.150 | 30 | **1081660000** |
| 4 / 6 | 22.86 | 0.900 | 7.62 | 0.300 | 30 | **1081750000** |
| 4 / 8 | 22.86 | 0.900 | 11.43 | 0.450 | 25 | **1157210000** |
| 5 / 4 | 30.48 | 1.200 | 3.81 | 0.150 | 25 | **1157270000** |
| 5 / 6 | 30.48 | 1.200 | 7.62 | 0.300 | 25 | **1157280000** |
| 5 / 8 | 30.48 | 1.200 | 11.43 | 0.450 | 25 | **1157300000** |
| 5 / 8 | 30.48 | 1.200 | 11.43 | 0.450 | 25 | **1157290000** |

**Representative derating curve**

BVF 7.62HP/180 & BCF - SV 7.62HP/90 & SC

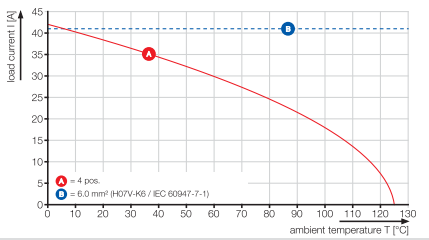




«ЭЛЕКТРО-ПРОФИ» - http://www.ep.ru

«ЭЛЕКТРО-ПРОФИ» - http://www.ep.ru

# Increased current for better performance

**The top class in the OMNIMATE Power SU / BUZ 10.16HP connector system features a very durable contact system which makes it a pluggable power transmission solution with maximum load reserves.**

HP stands for High Performance – performance exemplified by a long-term usage temperature of 120 °C. This custom, pluggable solution is suitable for all applications that must meet 600 V UL or 1,000 V (IEC) with up to 76 A (IEC) and 54 A (UL).







**Compact reliability**

Silver-plated contacts with stainless-steel top springs can tolerate short-circuit currents of 1,000 A for one second. Weidmüller´s classic clamping yoke features a plus-minus screw and is protected against under insertion. It ensures a long-term, reliable connection.



«ЭЛЕКТРО-ПРОФИ» - http://www.ep.ru



### High system performance

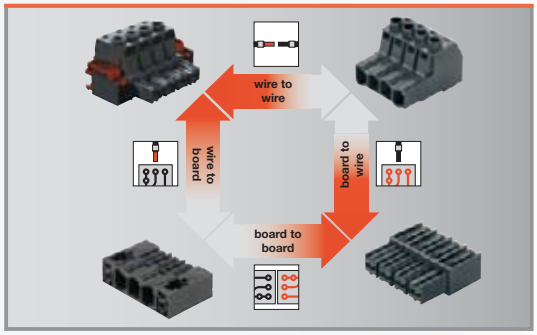


The OMNIMATE Power System up to 16 mm² can be individually combined with plugging mates that have an interlocking flange. It is also possible for the plugging mate to be screwed on.

### Individualised configuration




Clear printed labelling and customised coding are used to prevent damage that could be caused by installation mistakes.




### Compact integration

No compromises during design and approval: compact and standard-compliant with additional + 3.0 mm finger safety, according to IEC 61800-5-1, and increased creepage and clearance distances according to UL.



«ЭЛЕКТРО-ПРОФИ» - http://www.ep.ru

# Connectors in 10.16 mm pitch - Series BU/SU 10.16 - connects up to 16 mm²
## Quick selection

= Wire to board
= Board to board
= Wire to wire
= Board to wire



Orientation

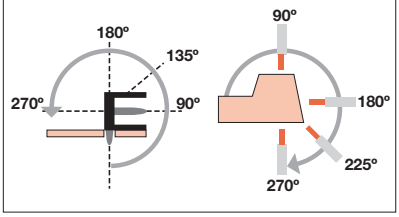


**Male header**

**Solder connection**





| Type | | | | | SU | SU |
|---|---|---|---|---|---|---|
| | Orientation | | | | 90° | 180° |
| | | Flange options | | | G/F | G/F/SF |
| | | | | Page | F.110 | F.112 |
| connects up to | | | | | | |
| Female plug — Screw Clamping yoke | 16 mm² / AWG 6 |  | **BUZ** | 180° | (G)/F/SF | F.118 | ● | ● |
| Female header — Solder connection | |  | **BUL** | 90° | on request | | ● | ● |
| | |  | **BUL** | 180° | on request | | ● | ● |

**Female:**
**(G)** = without flange
**F** = Interlock flange
**SF** = Interlock flange with screw

**Pin:**
**G** = Closed (without flange)
**F** = Interlock flange
**SF** = Interlock flange with nut



«ЭЛЕКТРО-ПРОФИ» - http://www.ep.ru

| | Male header | Male plug |
|---|---|---|
| | Solder connection | Spring PUSH IN |
| |  |  |
| | SU | SUZ |
| | 270° | 180° |
| | G/F/SF | G |
| | F.114 | F.116 |
| | ● | ● |
| | ● | ● |
| | ● | ● |



«ЭЛЕКТРО-ПРОФИ» - http://www.ep.ru

# Connectors in 10.16 mm pitch
# Series BU/SU 10.16 – connects up to 16 mm²

## SU 10.16HP/../90



Male header in 90° outlet direction for TNC (S) systems. UL approved for 600 V in accordance with UL508 / UL840. The mating profile ensures touch-safety of more than 3 mm according to IEC 61800-5-1.
Maximum operational reliability with a derating up to 125°C, a mating profile that can only be plugged in correct and unique coding capability.

- Available with a flange (F) and screw flange (SF).

## Product data

IEC: 1000 V / 76
UL: 300 V / 54 A

**For additional articles and information, refer to catalog.weidmueller.com**

**Note:**

- Additional colours on request
- Rated current related to rated cross-section and min. No. of poles.
- The data given under CSA relates to a cUL approval - E60693
- P on drg. = pitch
- Rated data refer only to the component itself. Clearance and creepage distances to other components are to be designed in accordance with the relevant application standards.

## SU 10.16HP/../90G

**without flanges**



**Dimensioned drawing**

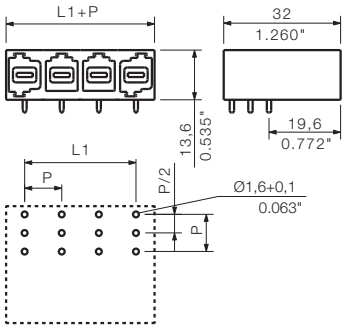


## Technical data

| | | | | |
|---|---|---|---|---|
| **In compliance with IEC 60664-1 / IEC 61984** | | | | |
| Clamping range, max. | mm² | | | |
| **Solid core H05(07) V-U** | **mm²** | | | |
| Stranded H07 V-R | | | | |
| Flexible H05(07) V-K | mm² | | | |
| Flexible with ferrule | mm² | | | |
| Ferrule with plastic collar | mm² | | | |
| Stripping length | mm | | | |
| Screwdriver blade | mm | | | |
| According to norm | | | | |
| Tightening torque range | Nm | | | |
| **Rated current, max.** | **A** | **76** | | **72** |
| At ambient temperature | | 20°C | | 40°C |
| For conductor cross-section | mm² | | | |
| Overvoltage category | | III | III | II |
| Pollution severity | | 3 | 2 | 2 |
| **Rated voltage** | **V** | **690** | **1000** | **1000** |
| Rated impulse voltage | kV | 8 | 8 | 6 |
| **UL / CUL (Use Group)** | | **B** | **C** | **D** |
| **Rated voltage** | **V** | **300** | **300** | **600** |
| **Rated current** | **A** | **54** | **54** | **5** |
| **AWG conductor** | **AWG** | | **-** | |
| **CSA (Use Group)** | | **B** | **C** | **D** |
| Rated voltage | V | 300 | 300 | 600 |
| Rated current | A | 54 | 54 | 5 |
| AWG conductor | AWG | | - | |
| **General data** | | | | |
| Type of insulation material | | PBT GF | | |
| Flammability class UL 94 | | V-0 | | |
| Contact base material | | Copper alloy | | |
| Material of contact surface | | silver-plated | | |
| Pin dimensions = d | mm | 1.2 x 1.1 | | |
| Solder eyelet Ø = D | mm | 1.6 | | |
| Solder eyelet Ø tolerance | mm | + 0,1 | | |

## Accessories

**Note:** Refer to the Accessories chapter for additional accessories.

| Coding | | Order No. |
|---|---|---|
|  | KO BV/SV7.62 | **1824410000** |

## Ordering data

| | |
|---|---|
| **Solder pin length** | **3.5 mm** |
| **Colour** | **black** |

**Pitch 10.16 mm**

| Pol. | L1 | (inch) | Qty. | Order No. |
|---|---|---|---|---|
| 2 | 10.16 | 0.400 | 50 | **1813330000** |
| 3 | 20.32 | 0.800 | 50 | **1813340000** |
| 4 | 30.48 | 1.200 | 50 | **1813350000** |
| 5 | 40.64 | 1.600 | 20 | **1813360000** |
| 6 | 50.80 | 2.000 | 20 | **1813370000** |
| 7 | 60.96 | 2.400 | 20 | **1813380000** |
| 8 | 71.12 | 2.800 | 20 | **1813390000** |
| 9 | 81.28 | 3.200 | 20 | **1813400000** |



«ЭЛЕКТРО-ПРОФИ» - http://www.ep.ru

## SU 10.16HP/../90F

**Interlock flanges**



**Dimensioned drawing**

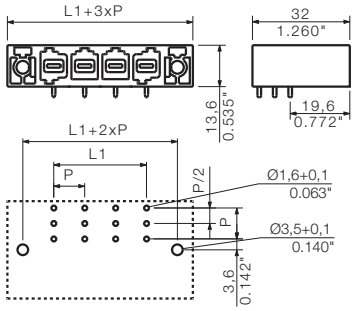


### Ordering data

| Solder pin length | | | | 3.5 mm |
|---|---|---|---|---|
| Colour | | | | black |
| **Pitch** | **10.16 mm** | | | |
| **Pol.** | L1 | (inch) | **Qty.** | **Order No.** |
| 2 | 10.16 | 0.400 | 50 | **1813570000** |
| 3 | 20.32 | 0.800 | 50 | **1813580000** |
| 4 | 30.48 | 1.200 | 50 | **1813590000** |
| 5 | 40.64 | 1.600 | 20 | **1813600000** |
| 6 | 50.80 | 2.000 | 20 | **1813610000** |
| 7 | 60.96 | 2.400 | 20 | **1813620000** |
| 8 | 71.12 | 2.800 | 20 | **1813630000** |
| 9 | 81.28 | 3.200 | 20 | **1813640000** |

## SU 10.16HP/../90SF

**Interlock flanges with nuts**



**Dimensioned drawing**

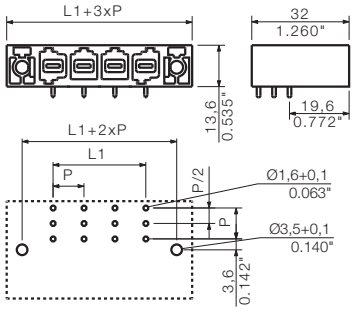


### Ordering data

| Solder pin length | | | | 3.5 mm |
|---|---|---|---|---|
| Colour | | | | black |
| **Pitch** | **10.16 mm** | | | |
| **Pol.** | L1 | (inch) | **Qty.** | **Order No.** |
| 2 | 10.16 | 0.400 | 50 | **1851040000** |
| 3 | 20.32 | 0.800 | 50 | **1851050000** |
| 4 | 30.48 | 1.200 | 50 | **1851060000** |
| 5 | 40.64 | 1.600 | 20 | **1851070000** |
| 6 | 50.80 | 2.000 | 20 | **1851080000** |
| 7 | 60.96 | 2.400 | 20 | **1851090000** |
| 8 | 71.12 | 2.800 | 20 | **1851100000** |
| 9 | 81.28 | 3.200 | 20 | **1851110000** |



«ЭЛЕКТРО-ПРОФИ» - http://www.ep.ru

# Connectors in 10.16 mm pitch
# Series BU/SU 10.16 – connects up to 16 mm²

## SU 10.16HP/../180



Male header in 180° outlet direction for TNC (S) systems. UL approved for 600 V in accordance with UL508 / UL840. The mating profile ensures touch-safety of more than 3 mm according to IEC 61800-5-1.
Maximum operational reliability with a derating up to 125°C, a mating profile that can only be plugged in correct and unique coding capability.

- Available with a flange (F) and screw flange (SF).

## Product data

IEC: 1000 V / 74
UL: 300 V / 54 A

**For additional articles and information, refer to catalog.weidmueller.com**

**Note:**

- Additional colours on request
- Rated current related to rated cross-section and min. No. of poles.
- The data given under CSA relates to a cUL approval - E60693
- P on drg. = pitch
- Rated data refer only to the component itself. Clearance and creepage distances to other components are to be designed in accordance with the relevant application standards.

## SU 10.16HP/../180G

**without flanges**



**Dimensioned drawing**

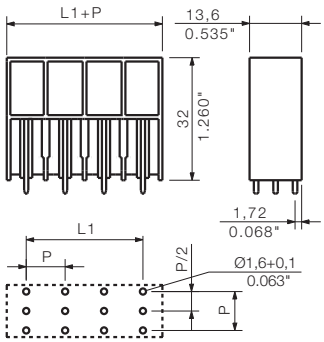


## Technical data

| In compliance with IEC 60664-1 / IEC 61984 | | | | |
|---|---|---|---|---|
| Clamping range, max. | mm² | | | |
| **Solid core H05(07) V-U** | **mm²** | | | |
| Stranded H07 V-R | | | | |
| Flexible H05(07) V-K | mm² | | | |
| Flexible with ferrule | mm² | | | |
| Ferrule with plastic collar | mm² | | | |
| Stripping length | mm | | | |
| Screwdriver blade | mm | | | |
| According to norm | | | | |
| Tightening torque range | Nm | | | |
| **Rated current, max.** | **A** | **74** | | **68** |
| At ambient temperature | | 20°C | | 40°C |
| For conductor cross-section | mm² | | | |
| Overvoltage category | | III | III | II |
| Pollution severity | | 3 | 2 | 2 |
| **Rated voltage** | **V** | **690** | **1000** | **1000** |
| Rated impulse voltage | kV | 8 | 8 | 6 |
| **UL / CUL (Use Group)** | | **B** | **C** | **D** |
| **Rated voltage** | **V** | **300** | **300** | **600** |
| **Rated current** | **A** | **54** | **54** | **5** |
| **AWG conductor** | **AWG** | | **-** | |
| **CSA (Use Group)** | | **B** | **C** | **D** |
| Rated voltage | V | 300 | 300 | 600 |
| Rated current | A | 54 | 54 | 5 |
| AWG conductor | AWG | | - | |
| **General data** | | | | |
| Type of insulation material | | | PBT GF | |
| Flammability class UL 94 | | | V-0 | |
| Contact base material | | | Copper alloy | |
| Material of contact surface | | | silver-plated | |
| Pin dimensions = d | mm | | 1.2 x 1.1 | |
| Solder eyelet Ø = D | mm | | 1.6 | |
| Solder eyelet Ø tolerance | mm | | + 0,1 | |

## Accessories

**Note:** Refer to the Accessories chapter for additional accessories.

| Protection against twisting | Order No. |
|---|---|
|  VDS180 SV7.62 | **1853940000** |

| Coding | Order No. |
|---|---|
|  KO BV/SV7.62 | **1824410000** |

## Ordering data

| Solder pin length | | | | 3.5 mm |
|---|---|---|---|---|
| Colour | | | | black |
| **Pitch** | **10.16 mm** | | | |
| **Pol.** | L1 | (inch) | **Qty.** | **Order No.** |
| 2 | 10.16 | 0.400 | 50 | **1813410000** |
| 3 | 20.32 | 0.800 | 50 | **1813420000** |
| 4 | 30.48 | 1.200 | 50 | **1813430000** |
| 5 | 40.64 | 1.600 | 20 | **1813440000** |
| 6 | 50.80 | 2.000 | 20 | **1813450000** |
| 7 | 60.96 | 2.400 | 20 | **1813460000** |
| 8 | 71.12 | 2.800 | 20 | **1813470000** |
| 9 | 81.28 | 3.200 | 20 | **1813480000** |



«ЭЛЕКТРО-ПРОФИ» - http://www.ep.ru

## SU 10.16HP/../180F

**Interlock flanges**



**Dimensioned drawing**

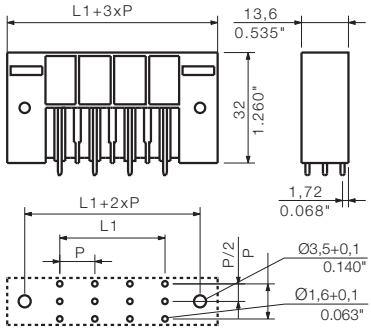


### Ordering data

| Solder pin length | | | | 3.5 mm |
|---|---|---|---|---|
| Colour | | | | black |
| **Pitch** | **10.16 mm** | | | |
| **Pol.** | L1 | (inch) | **Qty.** | **Order No.** |
| 2 | 10.16 | 0.400 | 50 | **1813650000** |
| 3 | 20.32 | 0.800 | 50 | **1813660000** |
| 4 | 30.48 | 1.200 | 50 | **1813670000** |
| 5 | 40.64 | 1.600 | 20 | **1813680000** |
| 6 | 50.80 | 2.000 | 20 | **1813690000** |
| 7 | 60.96 | 2.400 | 20 | **1813700000** |
| 8 | 71.12 | 2.800 | 20 | **1813710000** |
| 9 | 81.28 | 3.200 | 20 | **1813720000** |

## SU 10.16HP/../180SF

**Interlock flanges with nuts**



**Dimensioned drawing**

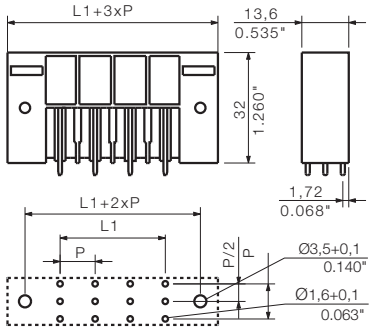


### Ordering data

| Solder pin length | | | | 3.5 mm |
|---|---|---|---|---|
| Colour | | | | black |
| **Pitch** | **10.16 mm** | | | |
| **Pol.** | L1 | (inch) | **Qty.** | **Order No.** |
| 2 | 10.16 | 0.400 | 50 | **1850880000** |
| 3 | 20.32 | 0.800 | 50 | **1850890000** |
| 4 | 30.48 | 1.200 | 50 | **1850900000** |
| 5 | 40.64 | 1.600 | 20 | **1850910000** |
| 6 | 50.80 | 2.000 | 20 | **1850920000** |
| 7 | 60.96 | 2.400 | 20 | **1850930000** |
| 8 | 71.12 | 2.800 | 20 | **1850940000** |
| 9 | 81.28 | 3.200 | 20 | **1850950000** |



«ЭЛЕКТРО-ПРОФИ» - http://www.ep.ru

# Connectors in 10.16 mm pitch
# Series BU/SU 10.16 – connects up to 16 mm²

## SU 10.16HP/../270



Male header in 270° outlet direction for TNC (S) systems. UL approved for 600 V in accordance with UL508 / UL840. The mating profile ensures touch-safety of more than 3 mm according to IEC 61800-5-1.
Maximum operational reliability with a derating up to 125°C, a mating profile that can only be plugged in correct and unique coding capability.

- Available with a flange (F) and screw flange (SF).

## Product data

IEC: 1000 V / 76
UL: 300 V / 54 A

**For additional articles and information, refer to catalog.weidmueller.com**

**Note:**

- Additional colours on request
- Rated current related to rated cross-section and min. No. of poles.
- The data given under CSA relates to a cUL approval - E60693
- P on drg. = pitch
- Rated data refer only to the component itself. Clearance and creepage distances to other components are to be designed in accordance with the relevant application standards.

## SU 10.16HP/../270G

**without flanges**



**Dimensioned drawing**

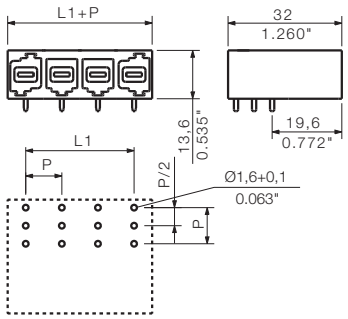


## Technical data

| In compliance with IEC 60664-1 / IEC 61984 | | | | |
|---|---|---|---|---|
| Clamping range, max. | mm² | | | |
| **Solid core H05(07) V-U** | **mm²** | | | |
| Stranded H07 V-R | | | | |
| Flexible H05(07) V-K | mm² | | | |
| Flexible with ferrule | mm² | | | |
| Ferrule with plastic collar | mm² | | | |
| Stripping length | mm | | | |
| Screwdriver blade | mm | | | |
| According to norm | | | | |
| Tightening torque range | Nm | | | |
| **Rated current, max.** | **A** | **76** | | **72** |
| At ambient temperature | | 20°C | | 40°C |
| For conductor cross-section | mm² | | | |
| Overvoltage category | | III | III | II |
| Pollution severity | | 3 | 2 | 2 |
| **Rated voltage** | **V** | **690** | **1000** | **1000** |
| Rated impulse voltage | kV | 8 | 8 | 6 |
| **UL / CUL (Use Group)** | | **B** | **C** | **D** |
| **Rated voltage** | **V** | **300** | **300** | **600** |
| **Rated current** | **A** | **54** | **54** | **5** |
| **AWG conductor** | **AWG** | | **-** | |
| **CSA (Use Group)** | | **B** | **C** | **D** |
| Rated voltage | V | 300 | 300 | 600 |
| Rated current | A | 54 | 54 | 5 |
| AWG conductor | AWG | | - | |
| **General data** | | | | |
| Type of insulation material | | PBT GF | | |
| Flammability class UL 94 | | V-0 | | |
| Contact base material | | Copper alloy | | |
| Material of contact surface | | silver-plated | | |
| Pin dimensions = d | mm | 1.2 x 1.1 | | |
| Solder eyelet Ø = D | mm | 1.6 | | |
| Solder eyelet Ø tolerance | mm | + 0,1 | | |

## Accessories

**Note:** Refer to the Accessories chapter for additional accessories.

| Coding | | Order No. |
|---|---|---|
|  | KO BV/SV7.62 | **1824410000** |

## Ordering data

| Solder pin length | | | | 3.5 mm |
|---|---|---|---|---|
| Colour | | | | black |
| **Pitch** | **10.16 mm** | | | |
| **Pol.** | L1 | (inch) | **Qty.** | **Order No.** |
| 2 | 10.16 | 0.400 | 50 | **1813490000** |
| 3 | 20.32 | 0.800 | 50 | **1813500000** |
| 4 | 30.48 | 1.200 | 50 | **1813510000** |
| 5 | 40.64 | 1.600 | 20 | **1813520000** |
| 6 | 50.80 | 2.000 | 20 | **1813530000** |
| 7 | 60.96 | 2.400 | 20 | **1813540000** |
| 8 | 71.12 | 2.800 | 20 | **1813550000** |
| 9 | 81.28 | 3.200 | 20 | **1813560000** |



«ЭЛЕКТРО-ПРОФИ» - http://www.ep.ru

## SU 10.16HP/../270F

**Interlock flanges**



**Dimensioned drawing**

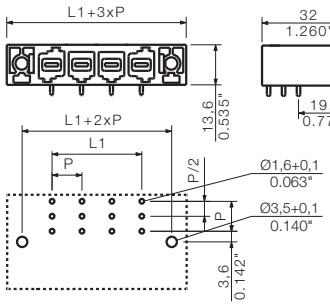


### Ordering data

| Solder pin length | | | | 3.5 mm |
|---|---|---|---|---|
| Colour | | | | black |
| **Pitch** | **10.16 mm** | | | |
| **Pol.** | L1 | (inch) | **Qty.** | **Order No.** |
| 2 | 10.16 | 0.400 | 50 | **1813730000** |
| 3 | 20.32 | 0.800 | 50 | **1813740000** |
| 4 | 30.48 | 1.200 | 50 | **1813750000** |
| 5 | 40.64 | 1.600 | 20 | **1813760000** |
| 6 | 50.80 | 2.000 | 20 | **1813770000** |
| 7 | 60.96 | 2.400 | 20 | **1813780000** |
| 8 | 71.12 | 2.800 | 20 | **1813790000** |
| 9 | 81.28 | 3.200 | 20 | **1813800000** |

## SU 10.16HP/../270SF

**Interlock flanges with nuts**



**Dimensioned drawing**

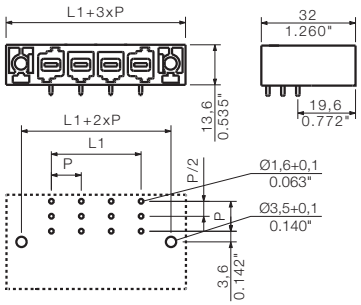


### Ordering data

| Solder pin length | | | | 3.5 mm |
|---|---|---|---|---|
| Colour | | | | black |
| **Pitch** | **10.16 mm** | | | |
| **Pol.** | L1 | (inch) | **Qty.** | **Order No.** |
| 2 | 10.16 | 0.400 | 50 | **1851120000** |
| 3 | 20.32 | 0.800 | 50 | **1851130000** |
| 4 | 30.48 | 1.200 | 50 | **1851140000** |
| 5 | 40.64 | 1.600 | 20 | **1851150000** |
| 6 | 50.80 | 2.000 | 20 | **1851160000** |
| 7 | 60.96 | 2.400 | 20 | **1851170000** |
| 8 | 71.12 | 2.800 | 20 | **1851180000** |
| 9 | 81.28 | 3.200 | 20 | **1851190000** |



«ЭЛЕКТРО-ПРОФИ» - http://www.ep.ru

# Connectors in 10.16 mm pitch
# Series BU/SU 10.16 – connects up to 16 mm²

## SUZ 10.16HP/../180



Male plug in 180° outlet direction with clamping yoke screw connection for TNC (S) systems. Meets the requirements of UL1059 for 600 V Use Group C. The mating profile ensures touch safety of more than 3 mm according to IEC 61800-5-1 when connected.

Maximum operational reliability with a derating up to 125°C, a mating profile that can only be plugged in correct and unique coding capbility.

- Available with a flange (F) and screw flange on request.

## Product data

IEC: 1000 V / 78 A / 0.2 - 16 mm²
UL: 600 V / 54 A / AWG 24 - 6

**For additional articles and information, refer to catalog.weidmueller.com**

**Note:**

- Additional colours on request
- Rated current related to rated cross-section and min. No. of poles.
- Wire end ferrule without plastic collar to DIN 46228/1
- Wire end ferrule with plastic collar to DIN 46228/4
- P on drg. = pitch
- Rated data refer only to the component itself. Clearance and creepage distances to other components are to be designed in accordance with the relevant application standards.

## SUZ 10.16HP/../180G



**Dimensioned drawing**

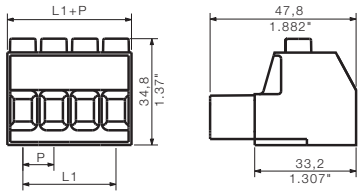


## Technical data

| In compliance with IEC 60664-1 / IEC 61984 | | | | |
|---|---|---|---|---|
| Clamping range, max. | mm² | 0.2...16 | | |
| **Solid core H05(07) V-U** | **mm²** | **0.2...16** | | |
| Stranded H07 V-R | | 6...16 | | |
| Flexible H05(07) V-K | mm² | 0.5...16 | | |
| Flexible with ferrule | mm² | 0.25...16 | | |
| Ferrule with plastic collar | mm² | 0.25...10 | | |
| Stripping length | mm | 12 | | |
| Screwdriver blade | mm | 1.0 x 5.5 | | |
| According to norm | | DIN 5264 | | |
| Tightening torque range | Nm | 1.2...1.5 | | |
| **Rated current, max.** | **A** | **78** | | **72** |
| At ambient temperature | | 20°C | | 40°C |
| For conductor cross-section | mm² | 16 | | |
| Overvoltage category | | III | III | II |
| Pollution severity | | 3 | 2 | 2 |
| **Rated voltage** | **V** | **1000** | **1000** | **1000** |
| Rated impulse voltage | kV | 8 | 8 | 6 |
| **UL / CUL (Use Group)** | | **B** | **C** | **D** |
| **Rated voltage** | **V** | **600** | **600** | **600** |
| **Rated current** | **A** | **54** | **54** | **5** |
| **AWG conductor** | **AWG** | **24-6** | | |
| **CSA (Use Group)** | | **B** | **C** | **D** |
| Rated voltage | V | 600 | 600 | 600 |
| Rated current | A | 54 | 54 | 5 |
| AWG conductor | AWG | 24-6 | | |
| **General data** | | | | |
| Type of insulation material | | PA GF | | |
| Flammability class UL 94 | | V-0 | | |
| Contact base material | | Copper alloy | | |
| Material of contact surface | | silver-plated | | |
| Pin dimensions = d | mm | | | |
| Solder eyelet Ø = D | mm | | | |
| Solder eyelet Ø tolerance | mm | | | |

## Accessories

**Note:** Refer to the Accessories chapter for additional accessories.

| Coding | | Order No. |
|---|---|---|
|  | KO BV/SV7.62 | **1824410000** |
| **Screwdriver** | | |
|  | SDI 1,0x5,5x125 | **9008410000** |
| **Crosshead screwdriver** | | |
|  | SDIK PZ2 | **9008890000** |
| | SDK PZ2 | **9008540000** |

## Ordering data

**Solder pin length**

**Colour** **black**

**Pitch 10.16 mm**

| Pol. | L1 | (inch) | Qty. | Order No. |
|---|---|---|---|---|
| 2 | 10.16 | 0.400 | 50 | **1947480000** |
| 3 | 20.32 | 0.800 | 50 | **1947490000** |
| 4 | 30.48 | 1.200 | 50 | **1947500000** |
| 5 | 40.64 | 1.600 | 20 | **1947510000** |
| 6 | 50.80 | 2.000 | 20 | **1966920000** |
| 7 | 60.96 | 2.400 | 20 | **1966930000** |
| 8 | 71.12 | 2.800 | 20 | **1962400000** |
| 9 | 81.28 | 3.200 | 20 | **1966910000** |

**Representative derating curve**

BUZ 10.16HP/../180 - SUZ 10.16HP/../180

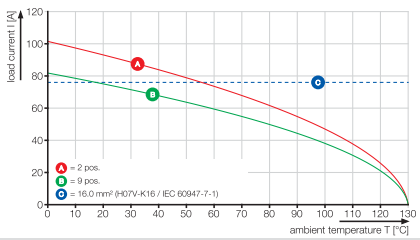




«ЭЛЕКТРО-ПРОФИ» - http://www.ep.ru

«ЭЛЕКТРО-ПРОФИ» - http://www.ep.ru

# Connectors in 10.16 mm pitch
# Series BU/SU 10.16 – connects up to 16 mm²

## BUZ 10.16HP/../180



Female plug in 180° outlet direction with clamping yoke screw connection for TNC (S) systems. Meets the requirements of UL1059 for 600 V Use Group C. Ensures touch-safety of > 3 mm in accordance with IEC 61800-5-1. Maximum operational reliability with a derating up to 125°C, a mating profile that can only be plugged in correct and unique coding capability.

- Available with a flange (F) and screw flange (SF).

## Product data

IEC: 1000 V / 78 A / 0.2 - 16 mm²
UL: 600 V / 54 A / AWG 22 - 6

**For additional articles and information, refer to catalog.weidmueller.com**

**Note:**

- Additional colours on request
- Rated current related to rated cross-section and min. No. of poles.
- Wire end ferrule without plastic collar to DIN 46228/1
- Wire end ferrule with plastic collar to DIN 46228/4
- P on drg. = pitch
- Rated data refer only to the component itself. Clearance and creepage distances to other components are to be designed in accordance with the relevant application standards.

## BUZ 10.16HP/../180



**Dimensioned drawing**

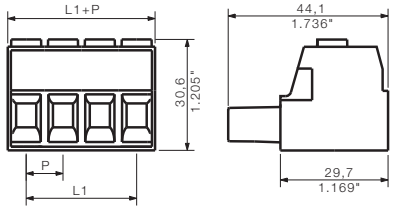


## Technical data

| In compliance with IEC 60664-1 / IEC 61984 | | | | |
|---|---|---|---|---|
| Clamping range, max. | mm² | 0.2...16 | | |
| **Solid core H05(07) V-U** | **mm²** | **0.2...16** | | |
| Stranded H07 V-R | | 6...16 | | |
| Flexible H05(07) V-K | mm² | 0.5...16 | | |
| Flexible with ferrule | mm² | 0.25...16 | | |
| Ferrule with plastic collar | mm² | 0.25...10 | | |
| Stripping length | mm | 12 | | |
| Screwdriver blade | mm | 1.0 x 5.5 | | |
| According to norm | | DIN 5264 | | |
| Tightening torque range | Nm | 1.2...1.5 | | |
| **Rated current, max.** | **A** | **78** | | **72** |
| At ambient temperature | | 20°C | | 40°C |
| For conductor cross-section | mm² | 16 | | |
| Overvoltage category | | III | III | II |
| Pollution severity | | 3 | 2 | 2 |
| **Rated voltage** | **V** | **1000** | **1000** | **1000** |
| Rated impulse voltage | kV | 8 | 8 | 6 |
| **UL / CUL (Use Group)** | | **B** | **C** | **D** |
| **Rated voltage** | **V** | **600** | **600** | **600** |
| **Rated current** | **A** | **54** | **54** | **5** |
| **AWG conductor** | **AWG** | **22-6** | | |
| **CSA (Use Group)** | | **B** | **C** | **D** |
| Rated voltage | V | 600 | 600 | 600 |
| Rated current | A | 54 | 54 | 5 |
| AWG conductor | AWG | 22-6 | | |
| **General data** | | | | |
| Type of insulation material | | PA GF | | |
| Flammability class UL 94 | | V-0 | | |
| Contact base material | | Copper alloy | | |
| Material of contact surface | | silver-plated | | |
| Pin dimensions = d | mm | | | |
| Solder eyelet Ø = D | mm | | | |
| Solder eyelet Ø tolerance | mm | | | |

## Accessories

**Note:** Refer to the Accessories chapter for additional accessories.

| Coding | | Order No. |
|---|---|---|
|  | KO BV/SV7.62 | **1824410000** |
| **Screwdriver** | | |
|  | SDI 1,0x5,5x125 | **9008410000** |
| **Crosshead screwdriver** | | |
|  | SDIK PZ2 | **9008890000** |
| | SDK PZ2 | **9008540000** |

## Ordering data

**Solder pin length**

**Colour** **black**

**Pitch 10.16 mm**

| Pol. | L1 | (inch) | Qty. | Order No. |
|---|---|---|---|---|
| 2 | 10.16 | 0.400 | 50 | **1924540000** |
| 3 | 20.32 | 0.800 | 50 | **1924550000** |
| 4 | 30.48 | 1.200 | 50 | **1924560000** |
| 5 | 40.64 | 1.600 | 20 | **1924570000** |
| 6 | 50.80 | 2.000 | 20 | **1924580000** |
| 7 | 60.96 | 2.400 | 20 | **1924590000** |
| 8 | 71.12 | 2.800 | 20 | **1924600000** |
| 9 | 81.28 | 3.200 | 20 | **1924610000** |

**Representative derating curve**

BUZ 10.16HP/../180 - SU 10.16HP/../90

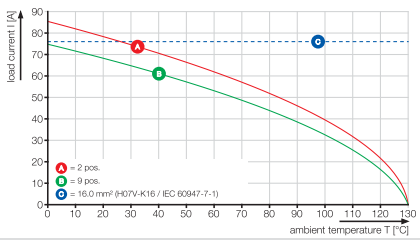




«ЭЛЕКТРО-ПРОФИ» - http://www.ep.ru

## BUZ 10.16HP/../180F



**Dimensioned drawing**

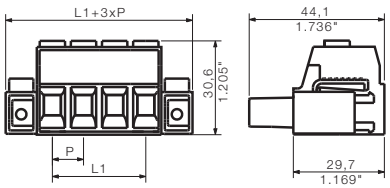


### Ordering data

**Solder pin length**

**Colour** black

**Pitch 10.16 mm**

| Pol. | L1 | (inch) | Qty. | Order No. |
|---|---|---|---|---|
| 2 | 10.16 | 0.400 | 50 | **1924620000** |
| 3 | 20.32 | 0.800 | 50 | **1924630000** |
| 4 | 30.48 | 1.200 | 20 | **1924640000** |
| 5 | 40.64 | 1.600 | 20 | **1924650000** |
| 6 | 50.80 | 2.000 | 20 | **1924660000** |
| 7 | 60.96 | 2.400 | 20 | **1924670000** |
| 8 | 71.12 | 2.800 | 20 | **1924680000** |
| 9 | 81.28 | 3.200 | 20 | **1924690000** |

## BUZ 10.16HP/../180SF



**Dimensioned drawing**

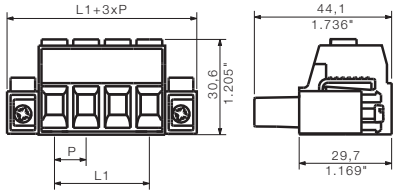


### Ordering data

**Solder pin length**

**Colour** black

**Pitch 10.16 mm**

| Pol. | L1 | (inch) | Qty. | Order No. |
|---|---|---|---|---|
| 2 | 10.16 | 0.400 | 50 | **1924700000** |
| 3 | 20.32 | 0.800 | 50 | **1924710000** |
| 4 | 30.48 | 1.200 | 20 | **1924720000** |
| 5 | 40.64 | 1.600 | 20 | **1924740000** |
| 6 | 50.80 | 2.000 | 20 | **1924750000** |
| 7 | 60.96 | 2.400 | 20 | **1924760000** |
| 8 | 71.12 | 2.800 | 20 | **1924770000** |
| 9 | 81.28 | 3.200 | 20 | **1924780000** |

**Additional derating curves**

BUZ 10.16HP/../180 - SU 10.16HP/../180

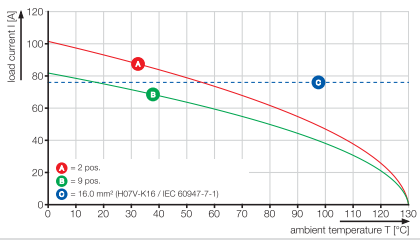


BUZ 10.16HP/../180 - SUZ 10.16HP/../180

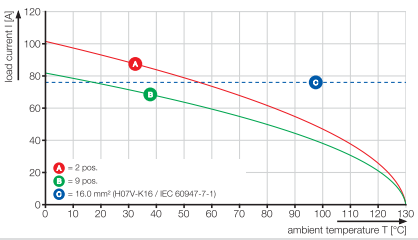




«ЭЛЕКТРО-ПРОФИ» - http://www.ep.ru

«ЭЛЕКТРО-ПРОФИ» - http://www.ep.ru

# OMNIMATE Power
# Through Panel Terminals

**OMNIMATE Power**
**Through Panel Terminals**

**Through Panel Terminals for devices series WGK – connects up to 95 mm²**

Explanation G.2

Technical data G.4





«ЭЛЕКТРО-ПРОФИ» - http://www.ep.ru

# Feed-through device Terminals

Weidmüller now has a universal solution in the form of the new feed-through device terminals of the WGK series which can be used to feed currents of different magnitude. The clip-together enclosure halves result in a detachable and easily fitted connection for linking system components. The use of the Weidmüller clamping yoke screw connection system guarantees a zero maintenance, vibration-proof connection. The finger-safe insulated housings (featuring flammability class UL 94 V-0) can be labelled using standard Weidmüller markers. The WGK device terminals are available for cross-sections 4, 10, 16, 25, 50 and 95 mm². In addition to the standard versions with two housing halves for horizontal connections, versions are available for vertical wire insertion as well as versions for connecting cable lugs to the inside wall of the housing. All variants are optionally available with an assembly pin for convenient side-by-side group mounting.





**Horizontal direction of wire connection (WGK)**

Product characteristics acc. to IEC:
- Rated voltage: 250-690 V
- Nominal current: 32-232 A
- Cross-section range: 0.22-95 mm²



**Vertical wire entry (WGKV)**

Product characteristics acc. to IEC:
- Rated voltage: 250-690 V
- Nominal current: 32-101 A
- Cross-section range: 0.22-35 mm²



**Solder connection (VWGK)**

Product characteristics acc. to IEC:
- Rated voltage: 250-500 V
- Nominal current: 32-41 A
- Cross-section range: 0.22-10 mm²



«ЭЛЕКТРО-ПРОФИ» - http://www.ep.ru



### Cable lug connection (WGK VP)

Product characteristics acc. to IEC:
- Rated voltage: 500-690 V
- Nominal current: 76-232 A
- Cross-section range: 0.5-95 mm²



### Custom WGK

Customise mounting; bonded block variants of feed-through device terminals and accessories on request





### Custom variants on request

- Colour alternatives
- Screw variants



«ЭЛЕКТРО-ПРОФИ» - http://www.ep.ru

# Through Panel Terminals for devices
## Series WGK – connects up to 95 mm²

| | | WGK 4 | 4 mm² | WGKV 4 | 4 mm² |
|---|---|---|---|---|---|
| | | Screw connection | | Screw connection | |
| | | 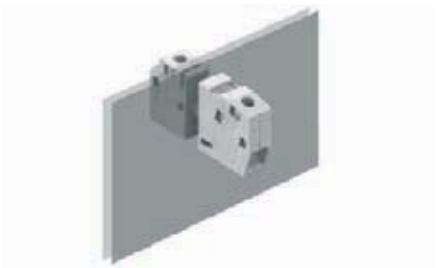 | |  | |
| Width/Length/External height | mm | 8.1 x 35.5 x 21.5 | | 8.1 x 40 x 24 | |
| Max. current / Max. wire | A/mm² | **41 / 6** | | **41 / 6** | |
| Max. clamping range | mm² | **0.05...6** | | **0.05...6** | |

## Technical data

| | | IEC 60947-7-1 | | | IEC 60947-7-1 | | |
|---|---|---|---|---|---|---|---|
| **Rated data** | | **IEC** | **UL / CUL** | **CSA** | **IEC** | **UL / CUL** | **CSA** |
| Rated voltage | V | 250 | 300 | 300 | 250 | 300 | 300 |
| Rated current | A | 32 | 30 | 30 | 32 | 30 | 30 |
| For conductor cross-section | mm² | 4 | AWG 30...10 | AWG 30...10 | 4 | AWG 30...10 | AWG 30...10 |
| Rated impulse withstand voltage / Pollution severity | -/- | 6 kV / 3 | | | 6 kV / 3 | | |
| Gauge to IEC 60947-1 / Flammability class UL 94 | | A3 / V-0 | | | A3 / V-0 | | |
| Approvals | | CE; CSA; CURUS; GOSTME25; ROHS | | | CE; CSA; CURUS; GOSTME25; ROHS | | |
| **Clamped conductors (H05V/H07V)** | | **Rated connection** | | | **Rated connection** | | |
| solid / stranded | mm² | 0.5...6 | | | 0.5...6 | | |
| flexible / Stranded wire with end ferrules | mm² | 0.5...4 / 0.5...4 | | | 0.5...4 / 0.5...4 | | |
| Tightening torque (terminal screw) | Nm | 0.6 (M 3) | | | 0.6 (M 3) | | |
| Stripping length / Blade size | mm/- | 8 / 0.6 x 3.5 mm | | | 8 / 0.6 x 3.5 mm | | |
| **Note** | | Metal walls: 1 – 2.5 mm = 400 V; 2.5 – 4 mm = 250 V; plastic walls: 1 – 4 mm = 500 V | | | Metal walls: 1 – 2.5 mm = 400 V; 2.5 – 4 mm = 250 V; plastic walls: 1 – 4 mm = 500 V | | |

## Ordering data

| **Version** | | **Type** | **Qty.** | **Order No.** | **Type** | **Qty.** | **Order No.** |
|---|---|---|---|---|---|---|---|
| With assembly peg | grey | WGK 4/Z | 50 | **1936570000** | WGKV 4/Z | 50 | **1936630000** |
| With assembly peg | black | WGK 4/Z SW | 50 | **1250940000** | WGKV 4/Z SW | 50 | **1250960000** |
| Without peg | grey | WGK 4 | 50 | **1936550000** | WGKV 4 | 50 | **1934050000** |
| Without peg | black | WGK 4 SW | 50 | **1250930000** | WGKV 4 SW | 50 | **1250950000** |
| **Note** | | | | | | | |

## Accessories

| **Spacer plate** | | **Type** | **Qty.** | **Order No.** | **Type** | **Qty.** | **Order No.** |
|---|---|---|---|---|---|---|---|
|  | | | | | | | |
| **Screwdriver** | | | | | | | |
|  | Standard | SDI 0,6x3,5x100 | 1 | **9008390000** | SDI 0,6x3,5x100 | 1 | **9008390000** |
| **Marking systems** | (see assortment in catalogue 7) | | | | | | |
| | Marking tags | DEK 5/5 / DEK 5/6 / DEK 5/8 | | | DEK 5/5 / DEK 5/6 / DEK 5/8 | | |
| **For detailed information on other accessories and applications, refer to the „Accessories“ section** | | | | | | | |

## Technical drawing

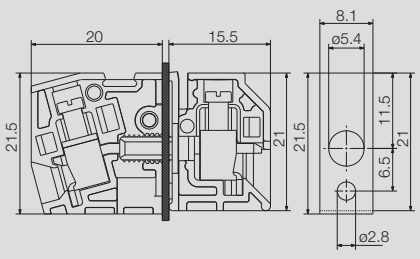


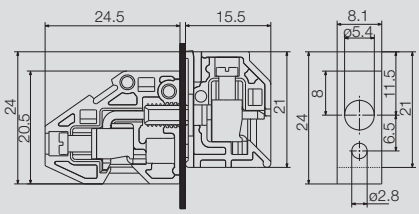




«ЭЛЕКТРО-ПРОФИ» - http://www.ep.ru

## WGK 10 — 10 mm²

**Screw connection**



10.1 x 43.3 x 31.4
**76 / 16**
**0.21...16**

IEC 60947-7-1

| IEC | UL / CUL | CSA |
|---|---|---|
| 250 | 300 | 300 |
| 57 | 65 | 65 |
| 10 | AWG 24...6 | AWG 24...6 |
| 6 kV / 3 | | |
| B6 / V-0 | | |
| CE; CSA; CURUS; GOSTME25; ROHS | | |
| **Rated connection** | | |
| 0.5...16 / 0.5...16 | | |
| 0.5...10 / 0.5...10 | | |
| 1.2 (M 4) | | |
| 11 / 0.8 x 4.0 mm | | |

Metal walls: 1 – 2.5 mm = 400 V; 2.5 – 4 mm = 250 V; plastic walls: 1 – 4 mm = 500 V

| Type | Qty. | Order No. |
|---|---|---|
| WGK 10/Z | 50 | **1936530000** |
| WGK 10/Z SW | 50 | **1250890000** |
| WGK 10 | 50 | **1936510000** |
| WGK 10 SW | 50 | **1250880000** |

| Type | Qty. | Order No. |
|---|---|---|
| DP WGK 10 SW | 50 | **1250570000** |
| DP WGK 10 | 50 | **1936440000** |
| | | |
| SDI 0,8x4,0x100 | 1 | **9008400000** |

DEK 5/5 / DEK 5/6 / DEK 5/8

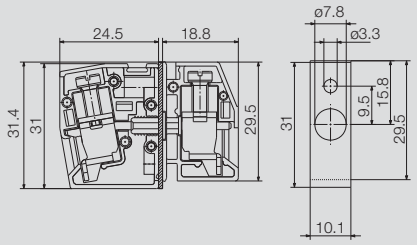


## WGKV 10 — 10 mm²

**Screw connection**



10.1 x 49.8 x 32.8
**76 / 16**
**0.21...16**

IEC 60947-7-1

| IEC | UL / CUL | CSA |
|---|---|---|
| 250 | 300 | 300 |
| 57 | 65 | 65 |
| 10 | AWG 24...6 | AWG 24...6 |
| 6 kV / 3 | | |
| B6 / V-0 | | |
| CE; CSA; CURUS; GOSTME25; ROHS | | |
| **Rated connection** | | |
| 0.5...16 / 0.5...16 | | |
| 0.5...10 / 0.5...10 | | |
| 1.2 (M 4) | | |
| 11 / 0.8 x 4.0 mm | | |

Metal walls: 1 – 2.5 mm = 400 V; 2.5 – 4 mm = 250 V; plastic walls: 1 – 4 mm = 500 V

| Type | Qty. | Order No. |
|---|---|---|
| WGKV 10/Z | 50 | **1936600000** |
| WGKV 10/Z SW | 50 | **1250920000** |
| WGKV 10 | 50 | **1934060000** |
| WGKV 10 SW | 50 | **1250910000** |

| Type | Qty. | Order No. |
|---|---|---|
| | | |
| | | |
| | | |
| SDI 0,8x4,0x100 | 1 | **9008400000** |

DEK 5/5 / DEK 5/6 / DEK 5/8

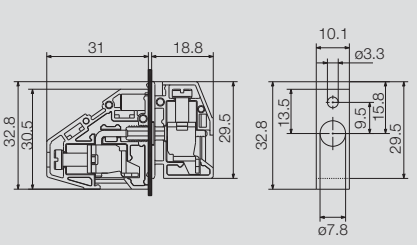


## WGK 16 — 16 mm²

**Screw connection**



12.1 x 63.5 x 40.4
**101 / 25**
**0.5...25**

IEC 60947-7-1

| IEC | UL / CUL | CSA |
|---|---|---|
| 500 | 600 | 600 |
| 76 | 85 | 85 |
| 16 | AWG 20...4 | AWG 20...4 |
| 6 kV / 3 | | |
| B7 / V-0 | | |
| CE; CSA; CURUS; GOSTME25; ROHS | | |
| **Rated connection** | | |
| 0.5...16 / 10...25 | | |
| 0.5...16 / 0.5...16 | | |
| 1.2 (M 5) | | |
| 16 / 1.0 x 5.5 mm | | |

Metal walls: 1 – 2.5 mm = 800 V; 2.5 – 4 mm = 690 V; 4 – 6 mm = 500 V; plastic walls: 1 – 6 mm = 800 V

| Type | Qty. | Order No. |
|---|---|---|
| WGK 16/Z | 50 | **1936830000** |
| WGK 16/Z SW | 50 | **1250870000** |
| WGK 16 | 50 | **1936810000** |
| WGK 16 SW | 50 | **1250860000** |

| Type | Qty. | Order No. |
|---|---|---|
| DP WGK 16 SW | 50 | **1250580000** |
| DP WGK 16 | 50 | **1936700000** |
| | | |
| SDI 1,0x5,5x125 | 1 | **9008410000** |

DEK 5/5 / DEK 5/6 / DEK 5/8

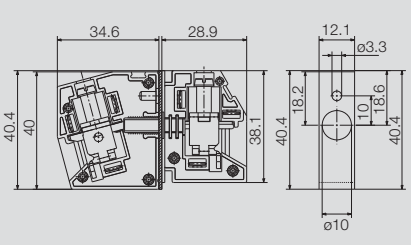




«ЭЛЕКТРО-ПРОФИ» - http://www.ep.ru

# Through Panel Terminals for devices
# Series WGK – connects up to 95 mm²



| | WGK 16 VP | WGKV 16 |
|---|---|---|
| | **16 mm²** | **16 mm²** |
| | **Cable lug connection** | **Screw connection** |
| |  |  Similar to illustration |
| Width/Length/External height mm | 12.1 x 34.6 x 40 | 12.1 x 63.5 x 39.7 |
| Max. current / Max. wire A/mm² | **101 / 25** | **101 / 25** |
| Max. clamping range mm² | **0.5...25** | **0.5...25** |

## Technical data

| | WGK 16 VP | WGKV 16 |
|---|---|---|
| **Rated data** | | |
| Rated voltage V | IEC 60947-7-1 | IEC 60947-7-1 |
| Rated current A | IEC / UL / CUL / CSA | IEC / UL / CUL / CSA |
| For conductor cross-section mm² | 500 / 600 / 600 | 500 / 600 / 600 |
| | 76 / 85 / 85 | 76 / 85 / 85 |
| | 16 / AWG 20...4 / AWG 20...4 | 16 / AWG 20...4 / AWG 20...4 |
| Rated impulse withstand voltage / Pollution severity -/- | 6 kV / 3 | 6 kV / 3 |
| Gauge to IEC 60947-1 / Flammability class UL 94 | B7 / V-0 | B7 / V-0 |
| Approvals | CE; CSA; CURUS; GOSTME25; ROHS | |
| **Clamped conductors (H05V/H07V)** | **Rated connection** | **Rated connection** |
| solid / stranded mm² | 0.5...16 / 10...25 | 0.5...16 / 10...25 |
| flexible / Stranded wire with end ferrules mm² | 0.5...16 | 0.5...16 / 0.5...16 |
| Tightening torque (terminal screw) Nm | 3 (M 5) | 1.2 (M 5) |
| Stripping length / Blade size mm/- | 16 / 1.0 x 5.5 mm | 16 / 1.0 x 5.5 mm |
| **Note** | Metal walls: 1 – 2.5 mm = 800 V; 2.5 – 4 mm = 690 V; 4 – 6 mm = 500 V; plastic walls: 1 – 6 mm = 800 V | Metal walls: 1 – 2.5 mm = 800 V; 2.5 – 4 mm = 690 V; 4 – 6 mm = 500 V; plastic walls: 1 – 6 mm = 800 V |

## Ordering data

| Version | Type | Qty. | Order No. | Type | Qty. | Order No. |
|---|---|---|---|---|---|---|
| With assembly peg grey | WGK 16 VP/Z | 50 | **1936800000** | WGKV 16/Z | 50 | **1003940000** |
| With assembly peg black | WGK 16 VP/Z SW | 50 | **1250830000** | WGKV 16/Z SW | 50 | **1250850000** |
| Without peg grey | WGK 16 VP | 50 | **1936780000** | WGKV 16 | 50 | **1003880000** |
| Without peg black | WGK 16 VP SW | 50 | **1250820000** | WGKV 16 SW | 50 | **1250840000** |
| **Note** | | | | | | |

## Accessories

| | Type | Qty. | Order No. | Type | Qty. | Order No. |
|---|---|---|---|---|---|---|
| **Spacer plate** | DP WGK 16 SW | 50 | **1250580000** | | | |
|  | DP WGK 16 | 50 | **1936700000** | | | |
| **Screwdriver** | | | | | | |
|  Standard | SDI 1,0x5,5x125 | 1 | **9008410000** | SDI 1,0x5,5x125 | 1 | **9008410000** |
| **Marking systems** (see assortment in catalogue 7) | | | | | | |
| Marking tags | DEK 5/5 / DEK 5/6 / DEK 5/8 | | | DEK 5/5 / DEK 5/6 / DEK 5/8 | | |
| **For detailed information on other accessories and applications, refer to the „Accessories“ section** | | | | | | |

## Technical drawing

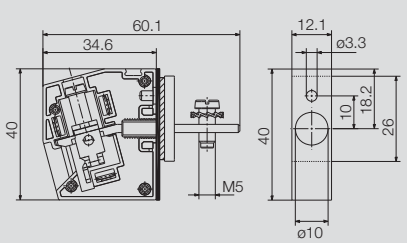


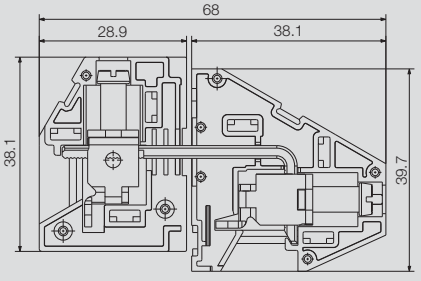




«ЭЛЕКТРО-ПРОФИ» - http://www.ep.ru

## WGK 25 — 25 mm²

**Screw connection**



15.1 x 68.5 x 48.5
**125 / 35**
**5.26...35**

IEC 60947-7-1

| IEC | UL / CUL | CSA |
|---|---|---|
| 690 | 600 | 600 |
| 101 | 100 | 100 |
| 25 | AWG 10...3 | AWG 10...3 |
| 6 kV / 3 | | |
| B8 / V-0 | | |
| CE; CSA; CURUS; GOSTME25; ROHS | | |
| **Rated connection** | | |
| 6...16 / 10...35 | | |
| 10...25 / 4...25 | | |
| 4 (M 6) | | |
| 18 / 1.2 x 6.5 mm | | |

Metal walls: 1 - 4 mm = 800 V; 4 - 6 mm = 690 V; plastic walls: 1 - 6 mm = 800 V

| Type | Qty. | Order No. |
|---|---|---|
| WGK 25/Z | 50 | **1936910000** |
| WGK 25/Z SW | 50 | **1250810000** |
| WGK 25 | 50 | **1936850000** |
| WGK 25 SW | 50 | **1250790000** |

| Type | Qty. | Order No. |
|---|---|---|
| DP WGK 25 SW | 50 | **1250590000** |
| DP WGK 25 | 50 | **1936710000** |
| | | |
| SDI 1,2x6,5x150 | 1 | **9008420000** |

DEK 5/6

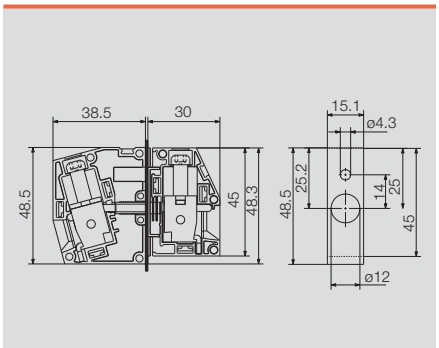


## WGK 25 VP — 25 mm²

**Cable lug connection**



15.1 x 38.5 x 48.5
**125 / 35**
**5.26...35**

IEC 60947-7-1

| IEC | UL / CUL | CSA |
|---|---|---|
| 690 | 600 | 600 |
| 101 | 100 | 100 |
| 25 | AWG 10...3 | AWG 10...3 |
| 6 kV / 3 | | |
| B8 / V-0 | | |
| CE; CSA; CURUS; GOSTME25; ROHS | | |
| **Rated connection** | | |
| 6...16 / 10...35 | | |
| 10...25 / 4...25 | | |
| 4 (M 6) | | |
| 18 / 1.2 x 6.5 mm | | |

Metal walls: 1 - 4 mm = 800 V; 4 - 6 mm = 690 V; plastic walls: 1 - 6 mm = 800 V

| Type | Qty. | Order No. |
|---|---|---|
| WGK 25 VP | 50 | **1936870000** |
| WGK 25 VP/Z SW | 50 | **1250760000** |
| WGK 25 VP/Z | 50 | **1936890000** |
| WGK 25 VP SW | 50 | **1250750000** |

| Type | Qty. | Order No. |
|---|---|---|
| DP WGK 25 SW | 50 | **1250590000** |
| DP WGK 25 | 50 | **1936710000** |
| | | |
| SDI 1,2x6,5x150 | 1 | **9008420000** |

DEK 5/6

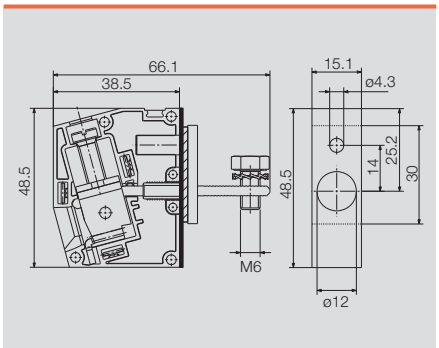


## WGKV 25 — 25 mm²

**Screw connection**



15.1 x 75.75 x 54
**125 / 35**
**5.26...35**

IEC 60947-7-1

| IEC | UL / CUL | CSA |
|---|---|---|
| 690 | 600 | 600 |
| 101 | 100 | 100 |
| 25 | AWG 10...3 | AWG 10...3 |
| 6 kV / 3 | | |
| B8 / V-0 | | |
| CE; CSA; CURUS; GOSTME25; ROHS | | |
| **Rated connection** | | |
| 6...16 / 10...35 | | |
| 10...25 / 4...25 | | |
| 4 (M 6) | | |
| 18 / 1.2 x 6.5 mm | | |

Metal walls: 1 - 4 mm = 800 V; 4 - 6 mm = 690 V; plastic walls: 1 - 6 mm = 800 V

| Type | Qty. | Order No. |
|---|---|---|
| WGKV 25/Z | 25 | **1936750000** |
| WGKV 25/Z SW | 50 | **1250780000** |
| WGKV 25 | 25 | **1934070000** |
| WGKV 25 SW | 50 | **1250770000** |

| Type | Qty. | Order No. |
|---|---|---|
| | | |
| | | |
| | | |
| SDI 1,2x6,5x150 | 1 | **9008420000** |

DEK 5/6

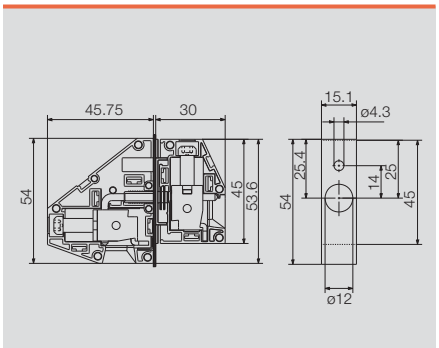




«ЭЛЕКТРО-ПРОФИ» - http://www.ep.ru

# Through Panel Terminals for devices
# Series WGK – connects up to 95 mm²



| | WGK 50 | WGK 50 VP |
|---|---|---|
| | 50 mm² | 50 mm² |
| | Screw connection | Cable lug connection |
| |  |  |
| Width/Length/External height mm | 18.8 x 78 x 55 | 18.8 x 43 x 54 |
| Max. current / Max. wire A/mm² | **150 / 50** | **150 / 50** |
| Max. clamping range mm² | **13.3...50** | **16...50** |

## Technical data

| Rated data | | | | |
|---|---|---|---|---|
| Rated voltage | V | IEC 60947-7-1 | | |
| Rated current | A | IEC | UL / CUL | CSA |
| For conductor cross-section | mm² | 690 | 600 | 600 |
| Rated impulse withstand voltage / Pollution severity | -/- | 150 | 145 | 145 |
| Gauge to IEC 60947-1 / Flammability class UL 94 | | 50 | AWG 6...1/0 | AWG 6...1/0 |
| Approvals | | 8 kV / 3 | | |
| **Clamped conductors (H05V/H07V)** | | B10 / V-0 | | |
| solid / stranded | mm² | CE; CSA; CURUS; GOSTME25; ROHS | | |
| flexible / Stranded wire with end ferrules | mm² | **Rated connection** | | |
| Tightening torque (terminal screw) | Nm | ...16 / 16...50 | | |
| Stripping length / Blade size | mm/- | 16...50 / 10...50 | | |
| | | 4 (M 6) | | |
| | | 24 / 1.2 x 8.0 mm | | |
| **Note** | | Metal walls: 1 - 2.5 mm = 800 V; 2.5 - 6 mm = 690 V; plastic walls: 1 - 6 mm = 800 V | | |

| Rated data | | | | |
|---|---|---|---|---|
| | | IEC 60947-7-1 | | |
| | | IEC | UL / CUL | CSA |
| | | 690 | 600 | 600 |
| | | 150 | 150 | 150 |
| | | 50 | AWG 6...1/0 | AWG 6...1/0 |
| | | 8 kV / 3 | | |
| | | B10 / V-0 | | |
| | | CE; CSA; CURUS; GOSTME25; ROHS | | |
| | | **Rated connection** | | |
| | | 16...16 / 16...50 | | |
| | | 16...50 / 10...50 | | |
| | | 4 (M 6) | | |
| | | 24 / 1.2 x 8.0 mm | | |
| | | Metal walls: 1 - 2.5 mm = 800 V; 2.5 - 6 mm = 690 V; plastic walls: 1 - 6 mm = 800 V | | |

## Ordering data

| Version | | Type | Qty. | Order No. |
|---|---|---|---|---|
| With assembly peg | grey | WGK 50/Z | 10 | **1937110000** |
| With assembly peg | black | WGK 50/Z SW | 10 | **1250740000** |
| Without peg | grey | WGK 50 | 10 | **1937090000** |
| Without peg | black | WGK 50 SW | 10 | **1250730000** |
| **Note** | | | | |

| Type | Qty. | Order No. |
|---|---|---|
| WGK 50 VP/Z | 10 | **1937080000** |
| WGK 50 VP/Z SW | 10 | **1250720000** |
| WGK 50 VP | 10 | **1937060000** |
| WGK 50 VP SW | 10 | **1250710000** |

## Accessories

| Spacer plate | | Type | Qty. | Order No. |
|---|---|---|---|---|
|  | | DP WGK 50 SW | 10 | **1250610000** |
| | | DP WGK 50 | 10 | **1937030000** |
| **Screwdriver** | | | | |
|  | Standard | SDI 1,2x6,5x150 | 1 | **9008420000** |
| **Marking systems** | (see assortment in catalogue 7) | | | |
| | Marking tags | DEK 5/6 | | |
| **For detailed information on other accessories and applications, refer to the „Accessories“ section** | | | | |

| Type | Qty. | Order No. |
|---|---|---|
| DP WGK 50 SW | 10 | **1250610000** |
| DP WGK 50 | 10 | **1937030000** |
| SDI 1,2x6,5x150 | 1 | **9008420000** |
| DEK 5/6 | | |

## Technical drawing

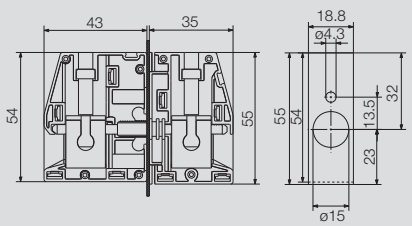


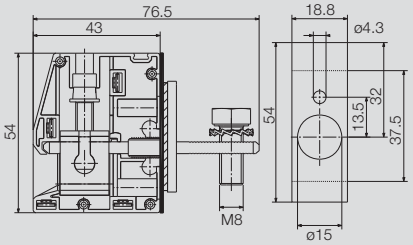




«ЭЛЕКТРО-ПРОФИ» - http://www.ep.ru

## WGK 95 — 95 mm²

**Screw connection**



25 x 95 x 74
**232 / 95**
**35...95**

IEC 60947-7-1

| IEC | UL / CUL | CSA |
|---|---|---|
| 690 | 600 | 600 |
| 232 | 230 | 230 |
| 95 | AWG 4...4/0 | AWG 4...4/0 |
| 8 kV / 3 | | |
| B12 / V-0 | | |
| CE; CSA; CURUS; GOSTME25; ROHS | | |
| **Rated connection** | | |
| / 35...95 | | |
| 35...95 / 35...95 | | |
| 15 M8/Hexagon | | |
| 27 / | | |

Metal walls: 1 – 2.5 mm = 1000V; 2.5 – 4 mm = 800 V; 4 – 6 mm = 690 V; plastic walls: 1 – 6 mm = 1000 V

| Type | Qty. | Order No. |
|---|---|---|
| WGK 95/Z | 10 | **1937400000** |
| WGK 95/Z SW | 10 | **1250690000** |
| WGK 95 | 10 | **1937380000** |
| WGK 95 SW | 10 | **1250680000** |

| Type | Qty. | Order No. |
|---|---|---|
| DP WGK 95 SW | 10 | **1250620000** |
| DP WGK 95 | 10 | **1937020000** |

DEK 5/6

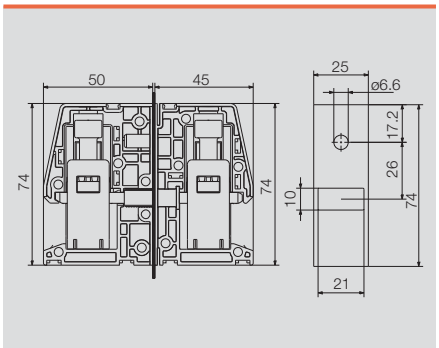


## WGK 95 F VP — 95 mm²

**Cable lug connection**



25 x 49.5 x 74
**232 / 95**
**35...95**

IEC 60947-7-1

| IEC | UL / CUL | CSA |
|---|---|---|
| 690 | 600 | 600 |
| 232 | 230 | 230 |
| 95 | AWG 4...4/0 | AWG 4...4/0 |
| 8 kV / 3 | | |
| B12 / V-0 | | |
| CE; CSA; CURUS; GOSTME25; ROHS | | |
| **Rated connection** | | |
| / 35...95 | | |
| 35...95 / 35...95 | | |
| 15 M8/Hexagon | | |
| 27 / | | |

Metal walls: 1 – 2.5 mm = 1000V; 2.5 – 4 mm = 800 V; 4 – 6 mm = 690 V; plastic walls: 1 – 6 mm = 1000 V

| Type | Qty. | Order No. |
|---|---|---|
| WGK 95 F VP/Z | 10 | **1937140000** |
| WGK 95 F VP/Z SW | 10 | **1250670000** |
| WGK 95 F VP | 10 | **1937130000** |
| WGK 95 F VP SW | 10 | **1250660000** |

| Type | Qty. | Order No. |
|---|---|---|
| DP WGK 95 SW | 10 | **1250620000** |
| DP WGK 95 | 10 | **1937020000** |

DEK 5/5 / DEK 5/6 / DEK 5/8

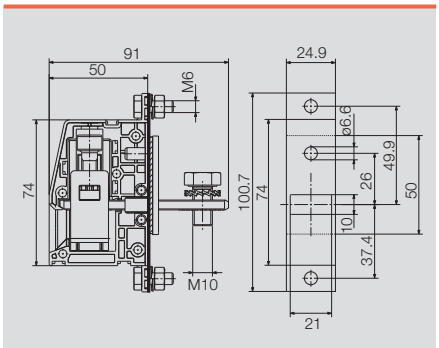


## VWGK 4 — 4 mm²

**Solder connection**



10 x 11.4 x 20.5
**41 / 6**
**0.22...6**

IEC 60947-7-1

| IEC | UL / CUL | CSA |
|---|---|---|
| 250 | 300 | 300 |
| 32 | 30 | 30 |
| 4 | AWG 30...10 | AWG 30...10 |
| 6 kV / 3 | | |
| A3 / | | |
| **Rated connection** | | |
| 0.5...6 / 0.5...4 | | |
| 0.5...4 | | |
| 0.6 (M 3) | | |
| 8 / 0.6 x 3.5 mm | | |

Metal walls: 1 – 4 mm = 500 V. Plastic walls: 1 – 4 mm = 500 V

| Type | Qty. | Order No. |
|---|---|---|
| VWGK 4 | 50 | **1936490000** |
| VWGK 4 SW | 50 | **1250650000** |

| Type | Qty. | Order No. |
|---|---|---|
| DP VWGK 4 SW | 50 | **1251030000** |
| DP VWGK4 | 50 | **1936430000** |
| SDI 0,6x3,5x100 | 1 | **9008390000** |

KSW 4

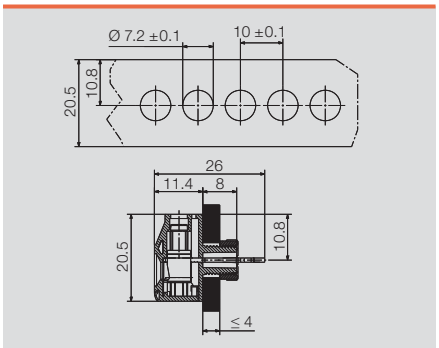




«ЭЛЕКТРО-ПРОФИ» - http://www.ep.ru

# Through Panel Terminals for devices
# Series WGK – connects up to 95 mm²

| | VWGK 6 | 6 mm² |
|---|---|---|
| | **Solder connection** | |



| | | |
|---|---|---|
| Width/Length/External height | mm | 10 x 15.5 x 31.5 |
| Max. current / Max. wire | A/mm² | **57 / 10** |
| Max. clamping range | mm² | **0.21...10** |

## Technical data

| **Rated data** | | |
|---|---|---|
| Rated voltage | V | |
| Rated current | A | |
| For conductor cross-section | mm² | |
| Rated impulse withstand voltage / Pollution severity | -/- | |
| Gauge to IEC 60947-1 / Flammability class UL 94 | | |
| Approvals | | |
| **Clamped conductors (H05V/H07V)** | | |
| solid / stranded | mm² | |
| flexible / Stranded wire with end ferrules | mm² | |
| Tightening torque (terminal screw) | Nm | |
| Stripping length / Blade size | mm/- | |

IEC 60947-7-1

| IEC | UL / CUL | CSA |
|---|---|---|
| 500 | 300 | 300 |
| 41 | 50 | 50 |
| 6 | AWG 22...10 | AWG 22...10 |
| | 6 kV / 3 | |
| | A5 / V-0 | |

| **Rated connection** |
|---|
| 0.5...10 / 0.5...6 |
| 0.5...6 |
| 0.8 (M 3.5) |
| 13 / 0.8 x 4.0 mm |

| **Note** | Metal walls: 1 – 4 mm = 500 V. Plastic walls: 1 – 4 mm = 500 V |
|---|---|

## Ordering data

| **Version** | | **Type** | **Qty.** | **Order No.** |
|---|---|---|---|---|
| With assembly peg | grey | | | |
| With assembly peg | black | | | |
| Without peg | grey | VWGK 6 | 50 | **1965740000** |
| Without peg | black | VWGK 6 SW | 50 | **1250640000** |
| **Note** | | | | |

## Accessories

| **Spacer plate** | **Type** | **Qty.** | **Order No.** |
|---|---|---|---|
|  | DP VWGK 6 SW | 50 | **1250630000** |
| | DP VWGK6 | 50 | **1965750000** |
| **Screwdriver** | | | |
|  Standard | SDI 0,8x4,0x100 | 1 | **9008400000** |

| **Marking systems** (see assortment in catalogue 7) | |
|---|---|
| Marking tags | DEK 5/5 / DEK 5/6 / DEK 5/8 |
| **For detailed information on other accessories and applications, refer to the „Accessories“ section** | |

## Technical drawing

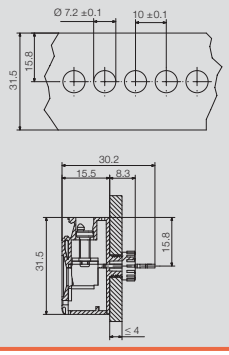




«ЭЛЕКТРО-ПРОФИ» - http://www.ep.ru

# OMNIMATE Power Accessories


| | | |
|---|---|---|
| **OMNIMATE Power Accessories** | Strain relief | H.2 |
| | Shielding | H.3 |
| | Shielding | H.4 |
| | Anti-twist mechanism | H.4 |
| | Test plug | H.4 |
| | Screwdrivers | H.5 |
| | Identification systems | H.6 |






«ЭЛЕКТРО-ПРОФИ» - http://www.ep.ru

## BV/SV 7.62HP/02 ZE GR

**Strain relief**



### Ordering data

| Colour | | grey |
|---|---|---|
| **Type** | **Qty** | **Order No.** |
| BV/SV 7.62HP/02 ZE GR | | **1937550000** |

## BV/SV 7.62HP/04 ZE GR

**Strain relief**



### Ordering data

| Colour | | grey |
|---|---|---|
| **Type** | **Qty** | **Order No.** |
| BV/SV 7.62HP/04 ZE GR | | **1937560000** |



«ЭЛЕКТРО-ПРОФИ» - http://www.ep.ru

## BVF 7.62HP SH180 4-6 KIT

**Shielding**



### Ordering data

| Colour | | grey |
|---|---|---|
| Type | Qty | Order No. |
| BVF 7.62HP SH180 4-6 KIT | | 1118470000 |

## BVF 7.62HP SH150 4-6 KIT

**Shielding**



### Ordering data

| Colour | | grey |
|---|---|---|
| Type | Qty | Order No. |
| BVF 7.62HP SH150 4-6 KIT | | 1118480000 |

## BVF 7.62HP SH210 4-6 KIT

**Shielding**



### Ordering data

| Colour | | grey |
|---|---|---|
| Type | Qty | Order No. |
| BVF 7.62HP SH210 4-6 KIT | | 1118490000 |



«ЭЛЕКТРО-ПРОФИ» - http://www.ep.ru

## BV/SV 7.62 KO

**Coding element**



## SV 7.62 VDS

**Anti-twist mechanism**





## PS 2.0 MC

**Test plug**




- For conductors up to 0.75 mm2 (AWG 18).
- Gold-plated lantern-type contact.
- Conductor must be soldered to contact in test plug.

### Ordering data

| Colour | | |
|---|---|---|
| **Type** | **Qty** | **Order No.** |
| BV/SV 7.62HP KO | 100 | **1937590000** |

### Ordering data

| Type | Qty | Order No. |
|---|---|---|
| SV 7.62 VDS | 1 | **1853940000** |

### Ordering data

| Type | Wire cross-sections | Qty | Order No. |
|---|---|---|---|
| PS 2.0 MC | ≤ 0.75 mm2 | 20 | **0310000000** |



«ЭЛЕКТРО-ПРОФИ» - http://www.ep.ru

## SDI

**VDE-insulated slotted screwdriver**



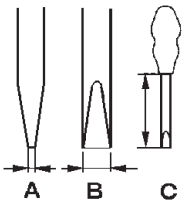


**VDE-insulated slotted screwdriver, SDI**

- DIN 7437, ISO 2380/2
- Output acc. to DIN 5264, ISO 2380/1
- SoftFinish handle

## SD

**Slotted screwdriver with round blade**



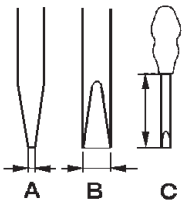


**Slotted screwdriver with round blade, SD**

- DIN 5265, ISO 2380/2
- Output acc. to DIN 5264, ISO 2380/1
- ChromTop tip
- SoftFinish handle

## SDK PH/PZ

**Crosshead screwdriver**






**Crosshead screwdriver PH (Philips)**

- SDK PH DIN 5262, ISO 8764/2-PH
- Output acc. to ISO 8764-PH
- ChromTop tip
- SoftFinish grip

**Crosshead screwdriver PZ (Pozidrive)**

- SDK PZ DIN 5262, ISO 8764/2-PZ
- Output acc. to ISO 8764-PZ
- ChromTop tip
- SoftFinish grip

### Ordering data

| Type | Dims. (mm) | A | B | C | Order No. |
|---|---|---|---|---|---|
| SDI | | 0.4 | 2.5 | 75 | **9008370000** |
| SDI | | 0.5 | 3.0 | 100 | **9008380000** |
| SDI | | 0.6 | 3.5 | 100 | **9008390000** |
| SDI | | 0.8 | 4.0 | 100 | **9008400000** |
| SDI | | 1.0 | 4.5 | 125 | **9008910000** |
| SDI | | 1.0 | 5.5 | 125 | **9008410000** |
| SDI | | 1.2 | 6.5 | 150 | **9008420000** |
| SDI | | 1.6 | 8.0 | 175 | **9008430000** |

### Ordering data

| Type | Dims. (mm) | A | B | C | Order No. |
|---|---|---|---|---|---|
| SD | | 0.4 | 2.5 | 75 | **9009030000** |
| SD | | 0.5 | 3.0 | 80 | **9008320000** |
| SD | | 0.6 | 3.5 | 100 | **9008330000** |
| SD | | 0.8 | 4.0 | 100 | **9008340000** |
| SD | | 0.8 | 4.5 | 125 | **9009020000** |
| SD | | 1.0 | 5.5 | 150 | **9008350000** |
| SD | | 1.2 | 6.5 | 150 | **9009010000** |

### Ordering data PH

| Type | Dims. (mm) | A | B | C | Order No. |
|---|---|---|---|---|---|
| SDK PH0 | 0 | | | 60 | **9008470000** |
| SDK PH1 | 1 | | | 80 | **9008480000** |
| SDK PH2 | 2 | | | 100 | **9008490000** |
| SDK PH3 | 3 | | | 150 | **9008500000** |

### Ordering data PZ

| Type | Dims. (mm) | A | B | C | Order No. |
|---|---|---|---|---|---|
| SDK PZ0 | 0 | | | 60 | **9008520000** |
| SDK PZ1 | 1 | | | 80 | **9008530000** |
| SDK PZ2 | 2 | | | 100 | **9008540000** |
| SDK PZ3 | 3 | | | 150 | **9008550000** |



«ЭЛЕКТРО-ПРОФИ» - http://www.ep.ru

## KSW 4 / KSW 2.5

### Marking strips



KSW marking strips are suitable for labelling multi-pole PCB terminals and connectors.
The white, self-adhesive strips are made from a non-PVC, environmentally friendly material. These marking strips provide individual printing, i.e. are suitable for every pitch. Available in two widths: 2.5 and 4.0 mm.

### Printed strips

| KSW 4 | Pitch |
|---|---|
| Char. | 7.62 mm |
| 1–8 | 1700680001 |
| 1–12 | 1652270001 |
| 1–16 | – |
| 1–24* | – |

| KSW 2.5 | Pitch |
|---|---|
| Char. | 7.62 mm |
| 1–8 | – |
| 1–12 | – |
| 1–16 | – |
| 1–24* | – |

### Technical data

| Material data | |
|---|---|
| Material | polyester with white surface |
| Adhesive | acrylic base |
| Temperature range | –40 °C to +150 °C |
| Min. bonding temperature | +4 °C |
| Flammability | self-extinguishing after 15 s |

**No. of marking strips per sheet**
up to 20 poles = 20 strips per sheet
* more than 20 poles = 15 strips per sheet

**Ordering example**
Order No. 1630060001

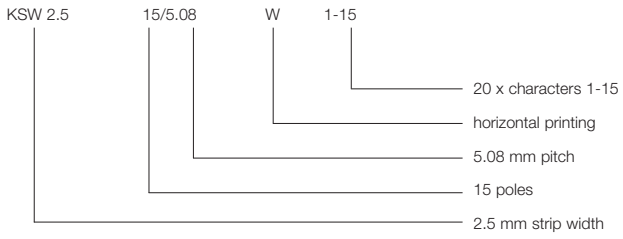


### Blank strips

| | Length of strip | | |
|---|---|---|---|
| | 50 mm | 100 mm | 150 mm |
| KSW 4 | 1629970000 | 1629990000 | 1630010000 |
| KSW 2.5 | 1629960000 | 1629980000 | 1630000000 |

### Custom printing to specification

| | Length of strip | | |
|---|---|---|---|
| | 50 mm | 100 mm | 150 mm |
| KSW 4 | 1629910000 | 1629930000 | 1629950000 |
| KSW 2.5 | 1629900000 | 1629920000 | 1629940000 |

## Direct printing





**We can also print directly on your plug and socket connectors to your specification.**
**Please ask for details.**



«ЭЛЕКТРО-ПРОФИ» - http://www.ep.ru

## DEK 5

**Dekafix system**




1 2 3 4 5 6 7 8 9 10
Horizontal printing

1 2 3 4 5 6 7 8 9 10
Vertical printing

1 2 3 4 5 6 7 8 9 10
Mounted as strip

1 2 3 4 5 6 7 8 9 10
Mounted singly

Dekafix is supplied in packs of 10 cards with 50 individual tags per card.
Dekafix tags are white with black printing as standard.

### Technical data

| Material data | |
|---|---|
| Material | polyamide |
| Temperature range | – 40 °C to +100 °C |
| UL94 Flammability rating | UL 94 V-2 |
| Contents | silicone-free, halogens below minimum detectable level |
| Mounting | as strips or singly depending on type of carrier |
| Printing | black printing, standard or to customer specification |
| Smudge resistance | to DIN IEC 50 |
| Custom printing | according to list or data exchange by diskette or modem |
| Colour | to international colour code |
| Max. characters DEK 5 | 3 horizontal/3 vertical up to 2.5 mm font size |

### Custom printing to specification

| Colour | Order No. | Colour | Order No. | Colour | Order No. | Qty 500 |
|---|---|---|---|---|---|---|
| ❍ white | **0490760000** | (Note: white has a different order No; otherwise, please state colour when ordering.) | | | | |
| ● black | **0490790000** | ● yellow | **0490790000** | ● violet | **0490790000** | |
| ● brown | **0490790000** | ● green | **0490790000** | ● grey | **0490790000** | |
| ● red | **0490790000** | ● blue | **0490790000** | ● orange | **0490790000** | |

### Blank

| Colour | Order No. | Colour | Order No. | Colour | Order No. | Qty 500 |
|---|---|---|---|---|---|---|
| ● black | **0473391694** | ● yellow | **0473391687** | ● violet | **0473391689** | |
| ● brown | **0473391692** | ● green | **0473391688** | ● grey | **0473391691** | |
| ● red | **0473391686** | ● blue | **0473391693** | ❍ white | **0473360000** | |
| ● orange | **0473391690** | | | | | |

### Printed tags

| (horizontal only) | Character | Order No. |
|---|---|---|
| Tags with individual letters<br>A A A A A A A A A A | A | **0522761021** |
| | B | **0522761022** |
| | C | **0522761023** |
| | D | **0522761024** |
| | E | **0522761025** |
| | F | **0522761026** |
| | G | **0522761027** |
| | H | **0522761028** |
| | I | **0522761029** |
| | J | **0522761030** |
| | K | **0522761031** |
| | L | **0522761032** |
| | M | **0522761033** |
| | N | **0522761034** |
| | O | **0522761035** |
| | P | **0522761036** |
| | Q | **0522761037** |
| | R | **0522761038** |
| | S | **0522761039** |
| | T | **0522761040** |
| | U | **0522761041** |
| | V | **0522761042** |
| | W | **0522761043** |
| | X | **0522761044** |
| | Y | **0522761045** |
| | Z | **0522761046** |

| | Characters | Horizontal | Vertical |
|---|---|---|---|
| 50 consecutive numbers<br>1 2 3 4 5 6 7 8 9 10<br>11 12 13 14 15 16 17 18 19 20 | 1 … 50 | **0473460001** | **0473560001** |
| | 51 … 100 | **0473460051** | **0473560051** |
| | to | The last 3 digits of the order No. indicate the first character. | |
| | 951 … 999 | **0473460951** | **0473560951** |
| 10 consecutive numbers<br>1 2 3 4 5 6 7 8 9 10<br>11 12 13 14 15 16 17 18 19 20 | 1 … 10 | **0523060001** | **0460660001** |
| | 11 … 20 | **0523060011** | **0460660011** |
| | to | The last 3 digits of the order No. indicate the first character. | |
| | 91 … 100 | **0523060091** | **0460660091** |
| Individual numbers<br>1 1 1 1 1 1 1 1 1 1 | 1 | **0522660001** | **–** |
| | 2 | **0522660002** | **–** |
| | to | The last 3 digits of the order No. indicate the first character. | |
| | 200 | **0522660200** | **–** |
| Various symbols<br>L1 L2 L3 N PE L1 L2 L3 N PE | L1, L2, L3, N, PE | **0354361187** | **–** |
| Single symbols<br>+ + + + + + + + + +<br>L1 L1 L1 L1 L1 L1 L1 L1 L1 L1 | plus + | **0576261198** | **–** |
| | minus – | **0576261199** | **–** |
| | PE | **–** | **0157261187** |
| | L1 | **0522361075** | **–** |
| | L2 | **0522361076** | **–** |
| | L3 | **0522361077** | **–** |
| | earth | **0576261202** | **0157261202** |
| | earth in circle | **0576261203** | **0157261203** |
| | AC ~ | **0576261215** | **–** |
| Individual card (state characters and orientation when ordering) | | **0490760000** | **0490760000** |
| Coloured blank Dekafix (state colour when ordering) | | **0473390000** | **0473390000** |
| Coloured printed Dekafix = custom printing (state colour and characters when ordering) | | **0490790000** | **0490790000** |



«ЭЛЕКТРО-ПРОФИ» - http://www.ep.ru

«ЭЛЕКТРО-ПРОФИ» - http://www.ep.ru

# OMNIMATE Housing
# Housings for Electronics

**OMNIMATE Housing**
**Housings for Electronics**


**OMNIMATE Housing**

| | |
|---|---|
| Explanation | I.2 |
| Orientation guide | I.4 |

**CH20M**

| | |
|---|---|
| Explanation | I.6 |
| Orientation guide | I.12 |
| Technical data | I.14 |

**WAVEBOX**

| | |
|---|---|
| Explanation | I.34 |
| Orientation guide | I.36 |
| Technical data | I.38 |

**MICROBOX / TERMINALBOX**

| | |
|---|---|
| Explanation | I.44 |
| Technical data | I.46 |

**Profile housing**

| | |
|---|---|
| Explanation | I.48 |
| Orientation guide | I.50 |
| Technical data | I.52 |






«ЭЛЕКТРО-ПРОФИ» - http://www.ep.ru

# OMNIMATE Housing
# Housings for Electronics

**The perfect platform for form and function – including terminal layouts, bulk products and “tailor-made suits straight off the rack”.**

Weidmüller´s electronics provide a state-of-the-art platform for electronics applications: for all design types and usage areas. The application and its requirements are the foundation for the housing design:

Component housings using the standard pitch sizes are particularly well suited for standardised electrical cabinet applications.

Because of their excellent flexibility and variability, profile housings are the perfect solution for custom constructions and small-batch series.

The perfect blend of design, connection technology and functionality result in a design that is well tailored to market and application requirements.



**Flexibility**

Profile housing – the perfect solution for custom constructions and small-batch series.





**Innovation**

Attention to detail: with the integrated, captive “AutoSet” coding function.



«ЭЛЕКТРО-ПРОФИ» - http://www.ep.ru



### Reliability

Weidmüller´s legendary quality and well-established, proven connection technology guarantee maximum availability for your systems.







### Efficiency

Reduce costs and increase productivity: SMT/SMD connectors packed suitably for fully automated production.

### Component housing for mounting on rail



Component housing: function, form and processing all contribute to a single cohesive unit that offers safety, manufacturing efficiency and usability.

### Assembly housing in profile shape



Assembly housing in profile shape - the flexible modular system of coloured and transparent plastic profiles and support modules provides the optimum balance between flexibility and efficiency.

### Accessories



Comprehensive range of system accessories for integrating your assembled electronics “package” into the system environment - from attachment and connection to marking systems.





«ЭЛЕКТРО-ПРОФИ» - http://www.ep.ru

# OMNIMATE Housing
# Orientation guide

## Electronics housings

With 6 housing systems, Weidmüller's electronics housing portfolio offers a platform for electronic applications in any design and for all application areas.

Detailed design information and the most important product-related data is available on the respective product pages. Data sheets and CAD models are available online for download.

## CH20M - Modular component housing

**Page I.6**



## WAVEBOX - Standard component housing

**Page I.34**



| **System description** (key points) | **Component housing system IP 20** | **Component housing system IP 20** |
|---|---|---|
| Scalability | • 7 housing widths from 6 to 67.5 mm: | • 4 housing widths from 12,5 to 45 mm: |
| Widths | • 6,1 / 12,5 / 17,5 / 22,5 / 35[1]) / 45 / 67,5 | • 12,5 / 17,5 / 22,5 / 45 |
| Design | • individually configurable | • Optional large-capacity front-module |
| Production | • 100% reflow soldering compatible (automated) | • Wave solderable, partly reflow compatible |
| Application | • networked with mounting rail bus | • in field removable electronics modules |
| **Connection system** | **Connectors** (touch-safe both sides) | **Connector** |
| Number of conductors that can be connected | • 4 - 72  [1]) | • 4 - 24  |
| Number of connection levels on each side | • 1 - 3 | • 1 - 2 |
| **Design options** | **Individually configurable** | **4 standard versions:** |
| Housing design | • asymmetrical port configuration | • Option large capacity head element |
| | • individual processing / modification | • Option low height / depth |
| PCB layout | • large net layout space of up to 9000 mm² | • net layout space of up to 8000 mm² |
| | • up to 3 flexibly positioned PCBs | • up to 2 PCBs |
| | • both sides can be fitted with components (underside: + 5mm) | • Double-sided installation |
| Labelling & marking | • Pad & laser printing | • Pad & laser printing |
| | • Device markers for female connector | • Printable female plug |
| | • Device markers for hinged cover | • Device markers for FRONT element |
| Standard housing colours (Other colours on request) |  |  |
| **Additional features** | **Optional or standard** | **Optional:** |
| optional (excerpt) | • Integrated mounting rail bus | • Cross-connector 24 A / 2 pole top / bottom |
| | • FE mounting rail contact | • removable electronics modules |
| standard (excerpt) | • Connection areas: lockable slots | |
| | • integrated, captive 16-fold "AutoSet" coding | |
| | • integrated ejector and plus / minus screws | |
| | • "Wire ready" and "wire guard" (protection against mis-inserting) | |
| | • transparent hinged cover, sealable | |

## Legend of symbols



Clamping yoke screw connection



PUSH IN spring connection



Tension clamp connection

**Note::** 1) on request

## Housing dimensions (exemplary)

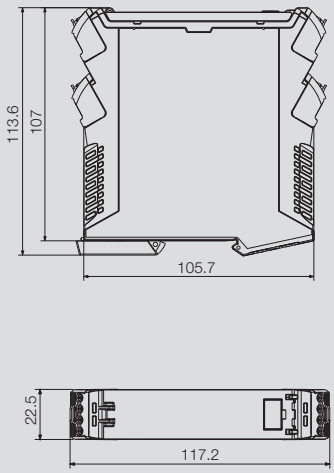


## Housing dimensions (exemplary)

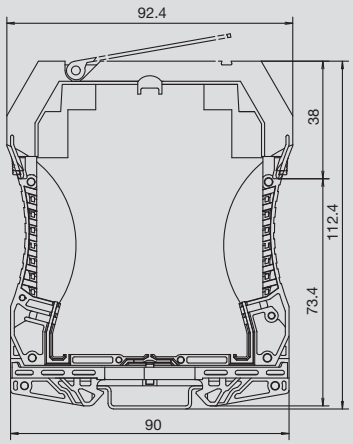




«ЭЛЕКТРО-ПРОФИ» - http://www.ep.ru

## MICROBOX - Small housing
## TERMINALBOX - Terminal housing

**Page I.44**



**Small housing IP 20**
- MICROBOX: 6.1 mm
- TERMINALBOX: 6.0 mm
- Miniature plate housing
- Compact enclosure in terminal format
- e.g. for I/O-plate applications

**Connection terminals**
- 4 - 6
- 2 - 3

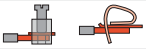

**2 versions:**
- MICROBOX: closed
- TERMINALBOX optionally with cover plate

- Pad-print printing

**Optional:**
- Cross-connector 32A

## RS 45-122 Profile housing variable

**Page I.48**



**Variable extruded profile case IP 20**
- Extruded profile cut to precise length
- Standard length 2m, optionally cut to size
- circuit boards 45 to 122 mm
- precisely cut lengths
- Modules protected with a clear cover

**Female connectors or terminals**
- as needed
- 1 - 3



**Combinable and a perfect fit**
- See-through covers in 2 sizes
- End plates in 3 sizes

- Standard circuit cards (EURO format)
- Up to 2 PCBs stackable
- Double-sided installation

- Pad-print printing
- Standard connector markings
- Marking strips for the cover hood

**Optional:**
- direct mounting

## RS 70 - Profile housing modular

**Page I.48**



**Modular extruded profile case IP 00**
- Extruded profile, stackable modular
- Elements of 5 / 10 / 15 / 25 / 30 / 45 mm
- for 68 mm circuit boards
- tool-free installation
- sub-assembly accessible when opened

**Female connectors or terminals**
- as needed
- 1 - 3



**tool-free installation:**
- 1 snap-on foot
- 5 different intermediate elements

- Standard circuit boards
- Double-sided installation

- Pad-print printing
- Standard connector markings

**Optional:**

## Housing dimensions (exemplary)

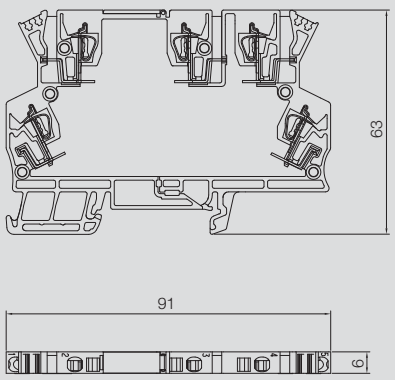


## Housing dimensions (exemplary)

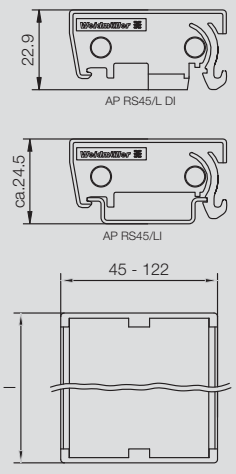


## Housing dimensions (exemplary)

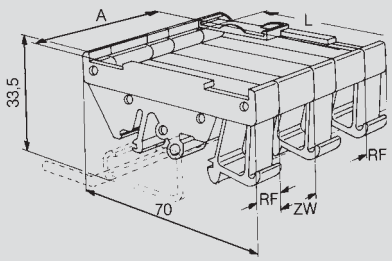




«ЭЛЕКТРО-ПРОФИ» - http://www.ep.ru

**CH20M**
**Explanation**

# Individual design by combining form, function and appearance

**CH20M (Component Housing IP20 Modular) – Weidmüller's new housing standard – represents the ideal platform for basing customised electronic applications.**

Like a "tailor-made suit straight off the rack", the ground breaking module concept combines freedom in design with the low cost and planning security of a standard system.

In addition to scalability, a high level of safety and innovative functionality in the application, the system also convinces with superior attention to detail.

The results are quicker installation, user-friendly operation, high operational reliability and resistance to interference. From development to production, the CH20M represents efficiency. It covers all of the requirements for a modern electronics platform built with the future in mind.







**Designed configuration**

As many connections as you require and as affordable as you need: scalable connection levels, custom-configured for each side and available with six different housing widths and with up to 72 single wire connections.



**Designed basic colours**

With a focus on the important elements: the unobtrusive housing colours (black graphite, grey graphite and light grey) make a competent impression without distracting from the key operational and display elements.



«ЭЛЕКТРО-ПРОФИ» - http://www.ep.ru



### Designed printing

Detailed symbols, data, graphics or text can be printed (with either laser or pad printing) on the large surface available on the housing element.



### Designed functional colours

More operational confidence with functionally appropriate colour coding: three functional colours (red, yellow and blue coding) can be assigned to key industrial applications.



### Designed optical appearance



The standard variants, with their modularity and variety, enable you to customise a wide range of designs to fit your application.

### Designed functionality



Our comprehensive, standardised configuration variants can be further supplemented with modification and design changes to fit your custom needs.



### Designed modifications

Modifying after the configuration: for example by integrating the pluggable 30-pole BL-I/O LED digital I/O connection level in the front or with the RJ45 socket on the side.



«ЭЛЕКТРО-ПРОФИ» - http://www.ep.ru

# Power, signals and data are provided, connected and distributed securely and consistently

This customer-friendly bus solution brings power, signals and data to the rail in a quick and reliable manner. When supplying, connecting or distributing within modular applications, the rail bus can replace the tedious individual wiring process with a flexible and uninterrupted system solution. As a result, the wiring overhead and the error rate are both reduced. Redundant functions within complex applications can be efficiently centralised or intelligently distributed.

Power
Signal
Data

The system bus is securely integrated within the 35 mm standard mounting rail. The SMD-bus contact block can be reflow-soldered so that it can be completely automatically processed during the component assembly. The resistant, gold-plated contact surfaces ensure a permanent and reliable contact for all housing widths.



**Scalability with no limits**

Unique: The integrated connection solution covers all system widths: from the 6 mm slice to the 67 mm large-area housing.





**Easy to service during installation:**

Quick: It‘s easy to replace a module, even in existing modules groups – without any influence on the neighbouring modules.



**Unlimited configuration**

Compatible: The individual modules can be positioned anywhere on any TS-35 standard top-hat rail. Unused areas are safely covered.



«ЭЛЕКТРО-ПРОФИ» - http://www.ep.ru



### State-of-the-art processing

Efficient: The SMD-compatible bus contact block is made from high-temperature-resistant LCP. It is designed for the SMT reflow process and is delivered in machine-ready packaging.



### Affordable assembly



Fully automatic: No manual post-processing is required for the bus contact block – it is processed with the assembly group in a single SMT assembly process.

### Safe installation



Low loss: You can safely avoid undesired bus interruptions and high contact resistances. Maximum facility availability ensured by the old-plated contact surfaces on the system bus and contact block, as well as the consistent system design.

### More flexibility in design



From design through production to application - CH20M6 sets the market standard with maximal board space with minimal exterior dimensions as well as allowing fully automatic reflow processing or bus connections.



### Maximum availability:

Reliable: Five fully-galvanised and partially gold-plated twin-arched contacts are used to establish a permanent contact to the rail bus. THR solder flanges ensure that the connection to the circuit board is stable.



«ЭЛЕКТРО-ПРОФИ» - http://www.ep.ru

# OMNIMATE Housing – System CH20M
# System overview

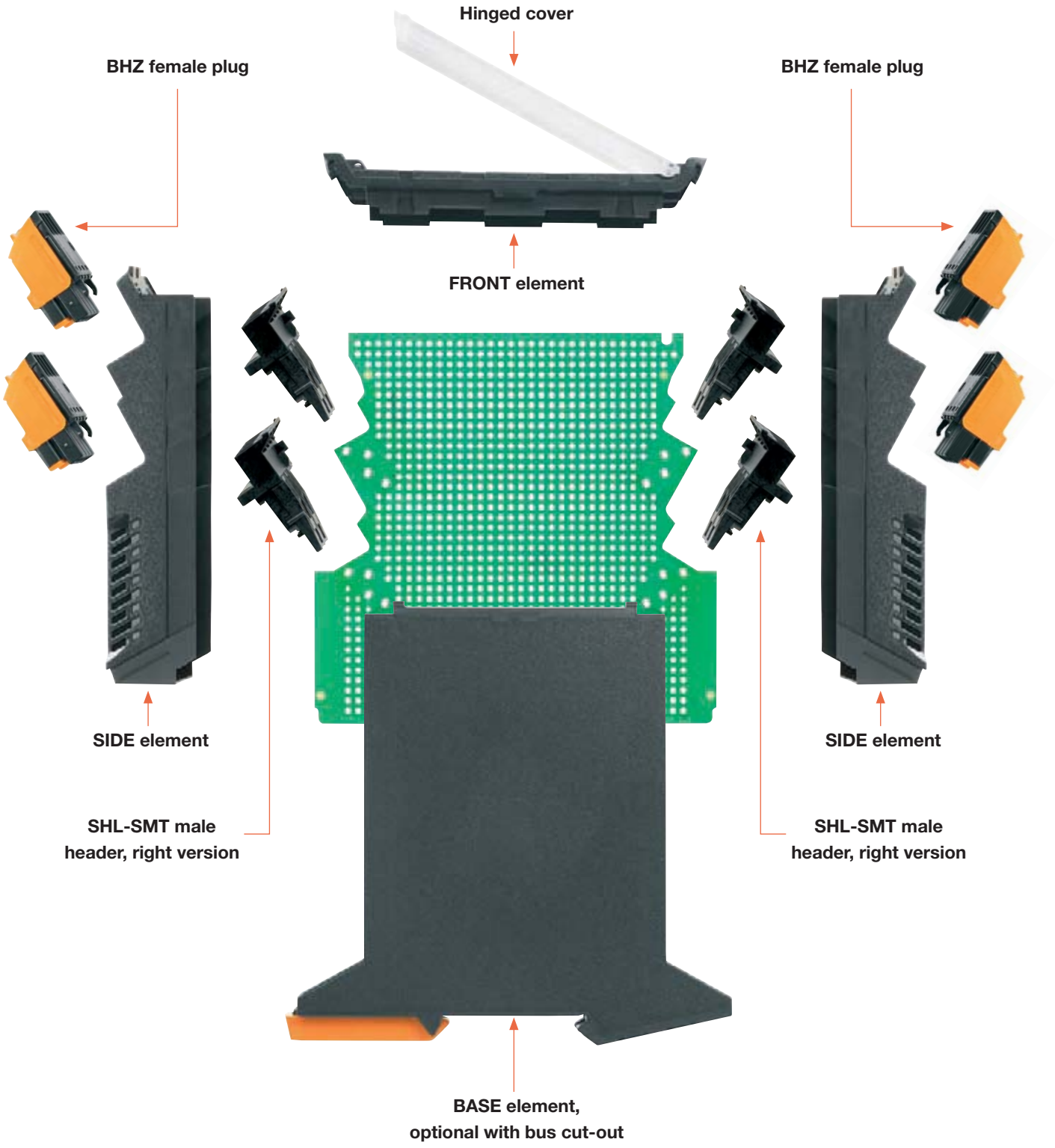






«ЭЛЕКТРО-ПРОФИ» - http://www.ep.ru



Hinged cover, transparent **CH20M22 C TP**
on FRONT element, black **CH20M22 F BK**



Hinged cover, black **CH20M22 C BK**



FRONT element, black **CH20M22 F BK**



FRONT element, black:
for use without hinged cover
**CH20M22 FC BK**

**Connection area (SIDE) with 1-3 levels**



Black SIDE element
3-row 12 connections
**CH20M22 S PPP BK**



Black SIDE element
2-row 8 connections-
**CH20M22 S PPSC BK**



Black SIDE element
1-row 4 connections
**CH20M22 S PSCSC BK**



**Connection area (SIDE) with 1-3 levels and varying connection configurations**



Black SIDE element
1-row 8 connections-
**CH20M45 S P2SC/P2SC BK**




Black SIDE element
2-row 16 connections
**CH20M45 S 2PSC/2PSC BK**,
incl. Male header
**CH20M AD-SHL**



Black SIDE element
2-row 8 connections
**CH20M45 S 2PSC/3SC BK**



Black SIDE element
2-row 8 connections
**CH20M45 S 3SC/2PSC BK**



«ЭЛЕКТРО-ПРОФИ» - http://www.ep.ru

# OMNIMATE Housing
# Component housing system CH20M

The module electronics housing system – CH20M (**C**omponent **H**ousings IP**20 M**odular) – is designed for seven widths.

| Width | Type | Sample kit including wire connection mechanism | Catalogue pages |
|---|---|---|---|
| 6.1 mm | CH20M6 | 1203290000 CH20M6 S-Kit | I.14 |
| 12.5 mm | CH20M12 | 1167190000 CH20M12 S-Kit | I.16 |
| 17.5 mm | CH20M17 | 1255820000 CH20M17 S-Kit | I.18 |
| 22.5 mm | CH20M22 | 1158390000 CH20M22 S-Kit | I.20 |
| 35 mm | CH20M35 | On request | |
| 45 mm | CH20M45 | 1203350000 CH20M45 S-Kit | I.22 |
| 67 mm | CH20M67 | On request | I.24 |

**Note:** The sample kit contains all individual parts for setting up a housing, including the circuit board and wire connection mechanism.

| Colour scale[1)] |
|---|
| Similar to RAL 9011 |
| Similar to RAL 7024 |
| Similar to RAL 7035 |
| Similar to RAL 5012 |
| Similar to RAL 1003 |
| Similar to RAL 3000 |

**Note:** 1) Other colours on request





«ЭЛЕКТРО-ПРОФИ» - http://www.ep.ru

| Housing elements | Description / Type | Design options | |
|---|---|---|---|
| **Hinged cover** | **COVER** (CH20Mxx **C** xx) | ■ ☐ | **Transparent** |
|  | • Transparent (light or dark)<br>• Holds itself in place when opened<br>• Sealable | 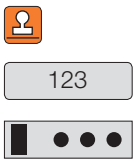 | • pad printing<br>• markable<br>• machinable |
| **Housing front** | **FRONT** (CH20Mxx **F** xx) | ■ ■ ☐ ■ ■ ■ [1] | |
|  | • Large usable surface for the operational and display elements<br>• Can be customised | 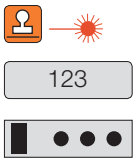 | • laser marking<br>• With hinges for cover<br>• Optionally closed (without hinged cover) |
| **Connection area** | **SIDE** (CH20Mxx **S** xx) | ■ ■ ☐ ■ ■ ■ [1] | |
|  | **SIDE element:**<br>• 1 - 3 connection levels<br>• Can be configured asymmetrically<br>• For up to 3 circuit boards<br>• Up to 72 wires can be connected | 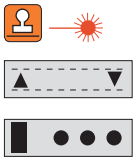 | • laser marking<br>• 1 - 3 plugging levels<br>• Up to 3 circuit boards, can be populated on both sides up to 5 mm on bottom of board<br>• with or without bus cut-out |
| **Housing base** | **BASE** (CH20Mxx **B** xx) | ■ ■ ☐ ■ ■ ■ [1] | |
|  | **BASE element:**<br>• For TS35 DIN rails<br>• Pre-attached snap-on foot<br>• ESD-protected (8kV acc. to EN 61000-4-2)<br>• All elements are permanently snapped in |  | • laser marking<br>• with or without bus cut-out<br>• Optional FE contact<br>• Snap-on foot in 2 standard colours (orange + black) |
| **Connection system** | **BHZ female plug / SHL male header** | ■ ■ ■ [1] | |
|  | **Female plug / male header:**<br>• Reflow compatible<br>• Can be automatically processed<br>• Integrated “AutoSet” coding<br>• Release clip is standard |  | • Headers packaged in box or on tape<br>• Clamping yoke screw connection<br>• PUSH IN spring connection (on request) |
| **Rail bus** | **Bus** | ■ | |
|  | **Non-interrupted system bus:**<br>• Integrated in TS35 DIN rail<br>• For power, signals and data<br>• 5 conductor paths (max. 5 A / 63 V)<br>• SMD-compatible bus contacts (2 A / 63 V) | 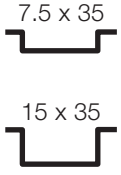  | • Can be shortened to length<br>• For 7.5 and 15 mm with finger-safe hood<br>• Pre-assembled on request |

printable (pad printing / laser marking), 123 markable, machinable, variable circuit board position



«ЭЛЕКТРО-ПРОФИ» - http://www.ep.ru

# CH20M
# Technical data

## CH20M6



Modular component housing for electronic components
- 6.1mm wide
- Connection method: PCB terminals, clamping yoke screw connection
- Max. 8 wires

### Technical data

| | |
|---|---|
| Insulating material | PBT |
| Flammability rating (UL94) | V0 |
| Rated voltage | 250 V AC |
| Rated current | 13 A |

### Demo Kit

| Type / Version | Qty. | Order No. |
|---|---|---|
| SK DEMO CH20M6 | 1 | **1203310000** |

### Dimensional drawing

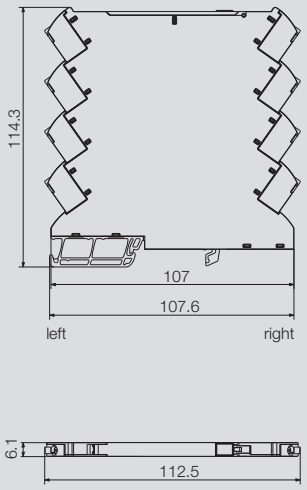


## CH20M6 BP

**Base housing**

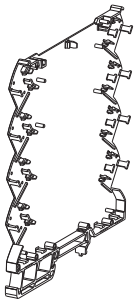

Base housing
- For mounting on rail
- Optionally with BUS cut-out

### Ordering data

| Type / Version | Qty. | Order No. |
|---|---|---|
| 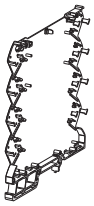 Base housing, black<br>CH20M6 BP 4P-4P BK | 50 | **Base housing, black**<br>**2418600000** |
| 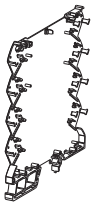 Base housing BUS black<br>CH20M6 BP 4P-4P BUS BK | 50 | **1164630000** |

## CH20M6 BP

**Housing cover**

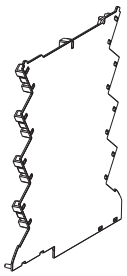

Housing cover

### Ordering data

| Type / Version | Qty. | Order No. |
|---|---|---|
|  black<br>CH20M6 BC 4P-4P BK | 50 | **2418610000** |
|  black<br>CH20M6 BC 4P-4P BUS BK | 50 | **1164640000** |



«ЭЛЕКТРО-ПРОФИ» - http://www.ep.ru

## CH20M6 C

**Hinged cover**



Hinged cover

## Connection system

**and accessories**



## Ordering data

| Type / Version | Qty. | Order No. |
|---|---|---|
|  dark transparent CH20M6 C BK | 50 | **2418620000** |
|  light transparent CH20M6 C TP | 50 | **1073410000** |

## PCB terminal

| Type / Version | Qty. | Order No. |
|---|---|---|
| Left, box packaging LHZ-SMT L 1.5SN BK BX | 50 | **1137870000** |
| Right, box packaging LHZ-SMT R 1.5SN BK BX | 50 | **1137880000** |
| Left, tape-on-reel LHZ-SMT L 1.5SN BK RL | 432 | **2418580000** |
| Right, tape-on-reel LHZ-SMT R 1.5SN BK RL | 432 | **2418590000** |

## Markers

| Type / Version | Qty. | Order No. |
|---|---|---|
| Device marker hinged cover MF 5/7,5 MC BLANK | 50 | **1877680000** |



«ЭЛЕКТРО-ПРОФИ» - http://www.ep.ru

# CH20M
# Technical data

## CH20M12



Modular component housing for electronic components
- 12.5 mm wide
- Pluggable wire connection
- Max. 12 wires

## CH20M12 B

**BASE element**

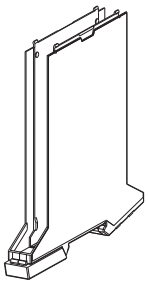




Base element with pre-attached snap-on foot
- Optionally with BUS cut-out
- Optionally with FE cut-out

## CH20M12 S

**SIDE element**






Side element

## Technical data

| | |
|---|---|
| Insulating material | PA6.6 |
| Flammability rating (UL94) | V0 |
| Rated voltage | 250 V AC |
| Rated current | 10 A |

## Demo Kit

| Type / Version | Qty. | Order No. |
|---|---|---|
| SK DEMO CH20M12 | 1 | **1111630000** |

## Dimensional drawing

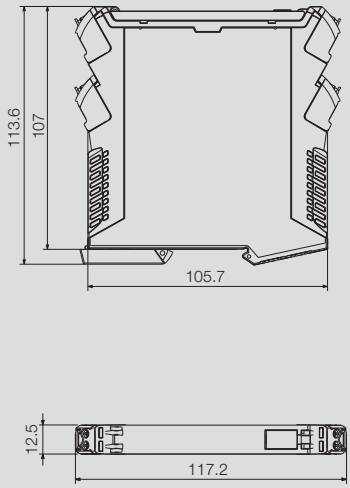


## Ordering data

| Type / Version | Qty. | Order No. |
|---|---|---|
| 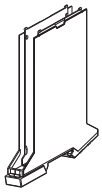 Base element, black, Snap-on foot, black CH20M12 B BK/BK | 14 | **1104170000** |
| 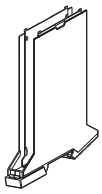 Base element, black, Snap-on foot, orange CH20M12 B BK/OR | 14 | **1104180000** |
| 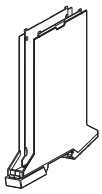 Base element, black, BUS, Snap-on foot, orange CH20M12 B BUS BK/OR | 14 | **1176980000** |
| 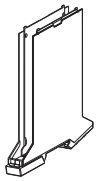 Base element, black, FE (Version for functional earth), Snap-on foot, orange CH20M12 B FE BK/OR | 14 | **1176990000** |

## Ordering data

| Type / Version | Qty. | Order No. |
|---|---|---|
|  Side element, black, 1-row, for 2 connections* CH20M12 S PSCSC BK | 14 | **1104210000** |
|  Side element, black, 2-row, for 4 connections CH20M12 S PPSC BK | 14 | **1104200000** |
|  Side element, black, 3-row, for 6 connections CH20M12 S PPP BK | 14 | **1174280000** |

*) The side itself does not have any onnections



«ЭЛЕКТРО-ПРОФИ» - http://www.ep.ru

## CH20M12 F

**FRONT element**

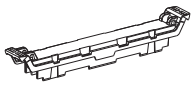




Front element

### Ordering data

| Type / Version | Qty. | Order No. |
|---|---|---|
| 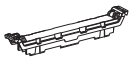 | | |
| Front element, black<br>CH20M12 F BK | 70 | **1104190000** |

## CH20M12 C

**COVER element**






Hinged cover

### Ordering data

| Type / Version | Qty. | Order No. |
|---|---|---|
|  | | |
| Hinged cover,<br>dark transparent<br>CH20M12 C BK | 70 | **1104240000** |
|  | | |
| Hinged cover,<br>light transparent<br>CH20M12 C TP | 70 | **1104250000** |

## Connection system

**and accessories**



- Female plug 2-pole, black
- Male header 2-pole, black
- Left and right versions of header

### Female plug

| Type / Version | Qty. | Order No. |
|---|---|---|
| Release lever, orange<br>BHZ 5.00/02/90LH BK/OR | 150 | **1063260000** |
| Release lever, black<br>BHZ 5.00/02/90LH BK/BK | 150 | **1069330000** |
| Release lever, blue<br>BHZ 5.00/02/90LH BK/BL | 150 | **1069360000** |

### Male header

| Type / Version | Qty. | Order No. |
|---|---|---|
| Left version, box packaging | | |
| SHL-SMT 5.00/02GL 4.2BX | 156 | **1069620000** |
| SHL-SMT 5.00/02GL 5.9BX | 156 | **1069750000** |
| Right version, box packaging | | |
| SHL-SMT 5.00/02GR 4.2BX | 156 | **1069550000** |
| SHL-SMT 5.00/02GR 5.9BX | 156 | **1069680000** |
| Left version, tape-on-reel | | |
| SHL-SMT 5.00/02GL 4.2RL | 260 | **1069650000** |
| SHL-SMT 5.00/02GL 5.9RL | 260 | **1069780000** |
| Right version, tape-on-reel | | |
| SHL-SMT 5.00/02GR 4.2RL | 260 | **1069580000** |
| SHL-SMT 5.00/02GR 5.9RL | 260 | **1069720000** |

### Plug cover

| Type / Version | Qty. | Order No. |
|---|---|---|
| Cover, black 2-pole<br>CH20M AD SHL 5.00/02 BK | | **on request** |

### Markers

| Type / Version | Qty. | Order No. |
|---|---|---|
| Device marker hinged cover<br>ESG 8/13.5/43.3 SAI AU | 5 | **1912130000** |
| Device marker female plug<br>ESG 6.6/11 BHZ 5.00/02 | 200 | **1082490000** |



«ЭЛЕКТРО-ПРОФИ» - http://www.ep.ru

# CH20M
# Technical data

## CH20M17



Modular component housing for electronic components
- 17.5 mm wide
- Pluggable wire connection
- Max. 18 wires

## CH20M17 B

**BASE element**

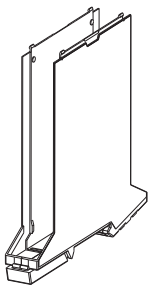




Base element with pre-attached snap-on foot
- Optionally with BUS cut-out
- Optional with cut-out for functional earth (FE)

## CH20M17 S

**SIDE element**






Side element

## Technical data

| | |
|---|---|
| Insulating material | PA6.6 |
| Flammability rating (UL94) | V0 |
| Rated voltage | 250 V AC |
| Rated current | 10 A |

## Demo Kit

| Type / Version | Qty. | Order No. |
|---|---|---|
| SK DEMO CH20M17 | 1 | on request |

## Dimensional drawing

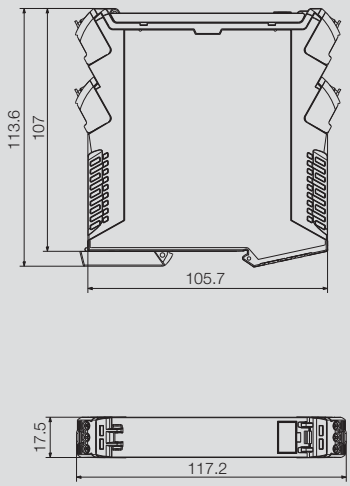


## Ordering data

| Type / Version | Qty. | Order No. |
|---|---|---|
| 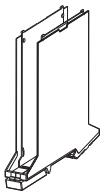 Base element, black, Snap-on foot, black CH20M17 B BK/BK | | on request |
| 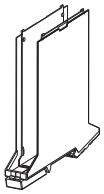 Base element, black, Snap-on foot, orange CH20M17 B BK/OR | | on request |
| 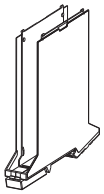 Base element, black, BUS, Snap-on foot, orange CH20M17 B BUS BK/OR | | on request |
| 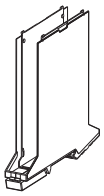 Base element, black, FE, Snap-on foot, orange CH20M17 B FE BK/OR | | on request |

## Ordering data

| Type / Version | Qty. | Order No. |
|---|---|---|
|  Side element, black, 1-row, 3 connections CH20M17 S PSCSC BK | | on request |
|  Side element, black, 2-row, 6 connections CH20M17 S PPSC BK | | on request |
|  Side element, black, 3-row 9 connections CH20M17 S PPP BK | | on request |



«ЭЛЕКТРО-ПРОФИ» - http://www.ep.ru

## CH20M17 F

**FRONT element**

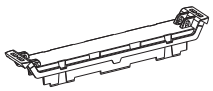




Front element

## CH20M17 C

**COVER element**






Hinged cover

## Connection system

**and accessories**



- Female plug 3-pole, black
- Male header 3-pole, black
- Left and right versions of header

### Ordering data

| Type / Version | Qty. | Order No. |
|---|---|---|
| 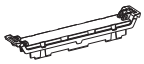 | | |
| Front element, black<br>CH20M17 F BK | 70 | **on request** |

### Ordering data

| Type / Version | Qty. | Order No. |
|---|---|---|
|  | | |
| Hinged cover,<br>dark transparent<br>CH20M17 C BK | | **on request** |
|  | | |
| Hinged cover,<br>light transparent<br>CH20M17 C TP | | **on request** |

### Female plug

| Type / Version | Qty. | Order No. |
|---|---|---|
| Release lever, orange<br>BHZ 5.00/03/90LH BK/OR | 108 | **1063270000** |
| Release lever, black<br>BHZ 5.00/03/90LH BK/BK | 108 | **1069340000** |
| Release lever, blue<br>BHZ 5.00/03/90LH BK/BL | 108 | **1069370000** |

### Male header

| Type / Version | Qty. | Order No. |
|---|---|---|
| Left version, box packaging | | |
| SHL-SMT 5.00/03GL 1.5BX | 120 | **1063210000** |
| SHL-SMT 5.00/03GL 4.2BX | 120 | **1069630000** |
| SHL-SMT 5.00/03GL 5.9BX | 120 | **1069760000** |
| Right version, box packaging | | |
| SHL-SMT 5.00/03GR 1.5BX | 120 | **1063140000** |
| SHL-SMT 5.00/03GR 4.2BX | 120 | **1069560000** |
| SHL-SMT 5.00/03GR 5.9BX | 120 | **1069690000** |
| Left version, tape-on-reel | | |
| SHL-SMT 5.00/03GL 1.5RL | 175 | **1063240000** |
| SHL-SMT 5.00/03GL 4.2RL | 175 | **1069660000** |
| SHL-SMT 5.00/03GL 5.9RL | 175 | **1069790000** |
| Right version, tape-on-reel | | |
| SHL-SMT 5.00/03GR 1.5RL | 175 | **1063170000** |
| SHL-SMT 5.00/03GR 4.2RL | 175 | **1069590000** |
| SHL-SMT 5.00/03GR 5.9RL | 175 | **1069730000** |

### Plug cover

| Type / Version | Qty. | Order No. |
|---|---|---|
| Cover, black 3-pole<br>CH20M AD SHL 5.00/03 BK | | **on request** |

### Markers

| Type / Version | Qty. | Order No. |
|---|---|---|
| Device marker Hinged cover<br>ESG 8/13.5/43.3 SAI AU | 5 | **1912130000** |
| Device marker Female plug<br>ESG 6.6/15 BHZ 5.00/03 | 200 | **1082520000** |



«ЭЛЕКТРО-ПРОФИ» - http://www.ep.ru

# CH20M
# Technical data

## CH20M22



Modular component housing for electronic components
- 22.5 mm wide
- Pluggable wire connection
- Max. 24 wires

## CH20M22 B

**BASE element**

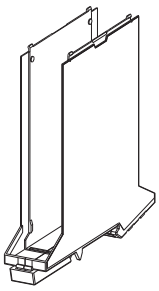




Base element with pre-attached snap-on foot
- Optionally with BUS cut-out
- Optional with cut-out for functional earth (FE)

## CH20M22 S

**SIDE element**

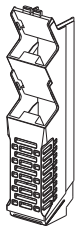




Side element

## Technical data

| | |
|---|---|
| Insulating material | PA6.6 |
| Flammability rating (UL94) | V0 |
| Rated voltage | 250 V AC |
| Rated current | 10 A |

## Demo Kit

| Type / Version | Qty. | Order No. |
|---|---|---|
| SK DEMO CH20M22 | 1 | **1105600000** |

## Dimensional drawing

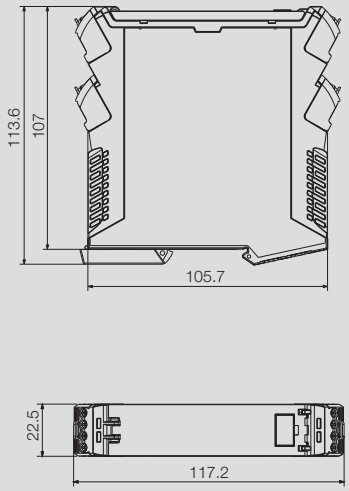


## Ordering data

| Type / Version | Qty. | Order No. |
|---|---|---|
| 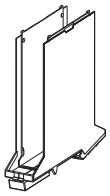 Base element, black, Snap-on foot, black CH20M22 B BK/BK | 10 | **2418630000** |
| 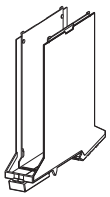 Base element, black, Snap-on foot, orange CH20M22 B BK/OR | 10 | **1104450000** |
| 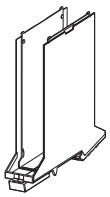 Base element, black, BUS, Snap-on foot, orange CH20M22 B BUS BK/OR | 10 | **1177000000** |
| 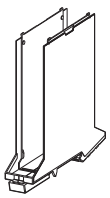 Base element, black, FE, Snap-on foot, orange CH20M22 B FE BK/OR | 10 | **1177100000** |

## Ordering data

| Type / Version | Qty. | Order No. |
|---|---|---|
| 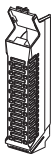 Side element, black, 1-row, 4 connections CH20M22 S PSCSC BK | 10 | **1080630000** |
|  Side element, black, 2-row, 8 connections CH20M22 S PPSC BK | 10 | **2418650000** |
| 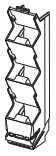 Side element, black, 3-row 12 connections CH20M22 S PPP BK | 10 | **1139790000** |



«ЭЛЕКТРО-ПРОФИ» - http://www.ep.ru

## CH20M22 F

**FRONT element**

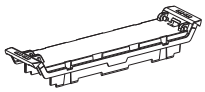




Front element

## CH20M22 C

**COVER element**






Hinged cover

## Connection system

**and accessories**



- Female plug 4-pole, black
- Male header 4-pole, black
- Left and right versions of header

## Ordering data

| Type / Version | Qty. | Order No. |
|---|---|---|
| 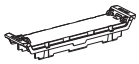 | | |
| Front element, black | | |
| CH20M22 F BK | 50 | **2418640000** |
| 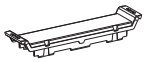 | | |
| Front element, closed, black | | |
| CH20M22 FC BK | 50 | **1209350000** |

## Ordering data

| Type / Version | Qty. | Order No. |
|---|---|---|
|  | | |
| Hinged cover, | | |
| dark transparent | | |
| CH20M22 C BK | 50 | **2418670000** |
|  | | |
| Hinged cover, | | |
| light transparent | | |
| CH20M22 C TP | 50 | **1073420000** |

## Female plug

| Type / Version | Qty. | Order No. |
|---|---|---|
| Release lever, orange | | |
| BHZ 5.00/04/90LH BK/OR | 150 | **1063280000** |
| Release lever, black | | |
| BHZ 5.00/04/90LH BK/BK | 150 | **1069350000** |
| Release lever, blue | | |
| BHZ 5.00/04/90LH BK/BL | 150 | **1069380000** |

## Male header

| Type / Version | Qty. | Order No. |
|---|---|---|
| Left version, box packaging | | |
| SHL-SMT 5.00/04GL 1.5BX | 120 | **1063220000** |
| SHL-SMT 5.00/04GL 4.2BX | 120 | **1069640000** |
| SHL-SMT 5.00/04GL 5.9BX | 120 | **1069770000** |
| Right version, box packaging | | |
| SHL-SMT 5.00/04GR 1.5BX | 120 | **1063150000** |
| SHL-SMT 5.00/04GR 4.2BX | 120 | **1069570000** |
| SHL-SMT 5.00/04GR 5.9BX | 120 | **1069710000** |
| Left version, tape-on-reel | | |
| SHL-SMT 5.00/04GL 1.5RL | 130 | **1063250000** |
| SHL-SMT 5.00/04GL 4.2RL | 130 | **1069670000** |
| SHL-SMT 5.00/04GL 5.9RL | 130 | **1069810000** |
| Right version, tape-on-reel | | |
| SHL-SMT 5.00/04GR 1.5RL | 130 | **1063180000** |
| SHL-SMT 5.00/04GR 4.2RL | 130 | **1069610000** |
| SHL-SMT 5.00/04GR 5.9RL | 130 | **1069740000** |

## Plug cover

| Type / Version | Qty. | Order No. |
|---|---|---|
| Cover, black 4-pole | | |
| CH20M AD SHL 5.00/04 BK | 50 | **1221310000** |

## Markers

| Type / Version | Qty. | Order No. |
|---|---|---|
| Device marker Hinged cover | | |
| ESG 8/13.5/43.3 SAI AU | 5 | **1912130000** |
| Device marker Female plug | | |
| ESG 6.6/20 BHZ 5.00/04 | 200 | **1082540000** |



«ЭЛЕКТРО-ПРОФИ» - http://www.ep.ru

# CH20M
# Technical data

## CH20M45



Modular component housing for electronic components
- 45 mm wide
- Pluggable wire connection
- Max. 48 wires

## CH20M45 B

**BASE element**

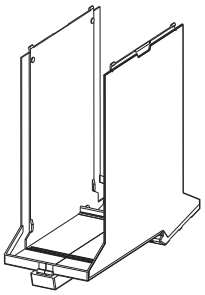




Base element with pre-attached snap-on foot
- Optionally with BUS cut-out
- Optional with cut-out for functional earth (FE)

## CH20M45 S

**SIDE element**






Side element
- Symmetrical versions

## Technical data

| | |
|---|---|
| Insulating material | PA6.6 |
| Flammability rating (UL94) | V0 |
| Rated voltage | 250 V AC |
| Rated current | 10 A |

## Demo Kit

| Type / Version | Qty. | Order No. |
|---|---|---|
| SK DEMO CH20M45 | 1 | **1111640000** |

## Dimensional drawing

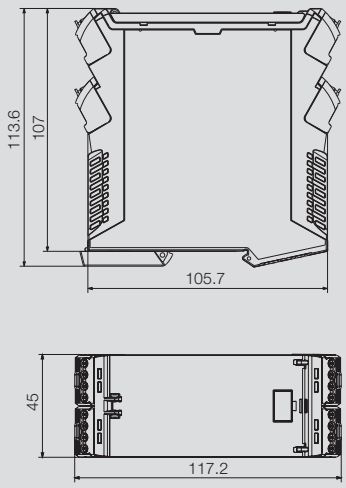


## Ordering data

| Type / Version | Qty. | Order No. |
|---|---|---|
| 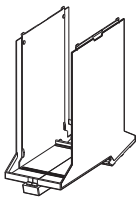 Base element, black, Snap-on foot, black CH20M45 B BK/BK | 10 | **1104400000** |
| 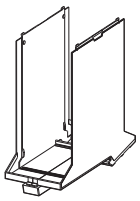 Base element, black, Snap-on foot, orange CH20M45 B BK/OR | 10 | **1104410000** |
| 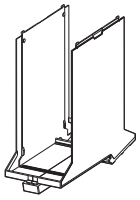 Base element, black, BUS, Snap-on foot, orange CH20M45 B BUS BK/OR | 10 | **1177020000** |
| 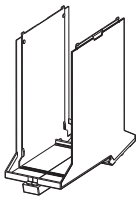 Base element, black, FE, Snap-on foot, orange CH20M45 B FE BK/OR | 10 | **1177030000** |

## Ordering data

| Type / Version | Qty. | Order No. |
|---|---|---|
| 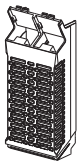 Side element, black, 1-row, 8 connections CH20M45 S P2SC/P2SC BK | 6 | **1166180000** |
|  Side element, black, 2 -row, 16 connections CH20M45 S 2PSC/2PSC BK | 6 | **1111720000** |
| 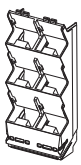 Side element, black, 3-row 24 connections CH20M45 S 3P/3P BK | 6 | **1137730000** |



«ЭЛЕКТРО-ПРОФИ» - http://www.ep.ru

## CH20M45 S

**SIDE element**

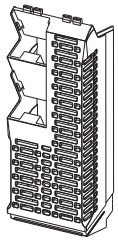




Side element

- Asymmetrical versions

## CH20M45 C / CH20M45 F

**COVER element**
**FRONT element**

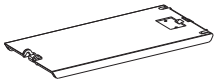

Hinged cover




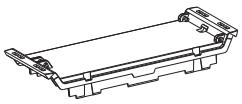

Front element




## Connection system

**and accessories**



- Female plug 4-pole, black
- Male header 4-pole, black
- Left and right versions of header

## Ordering data

| Type / Version | Qty. | Order No. |
|---|---|---|
| 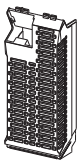 | | |
| Side element. black, 1-row, 4 connections<br>CH20M45 S P2SC/3SC BK | 6 | **1221100000** |
| 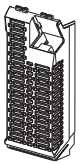 | | |
| Side element, black, 1-row, 4 connections<br>CH20M45 S 3SC/P2SC BK | 6 | **1221090000** |
| 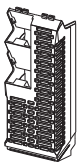 | | |
| Side element, black, 2-row 8 connections<br>CH20M45 S 2PSC/3SC BK | 6 | **1137740000** |
|  | | |
| Side elemen,t black, 2-row 8 connections<br>CH20M45 S 3SC/2PSC BK | 6 | **1137750000** |

## Ordering data

| Type / Version | Qty. | Order No. |
|---|---|---|
|  | | |
| Hinged cover, light transparent<br>CH20M45 C TP | 30 | **1104440000** |
|  | | |
| Hinged cover, dark transparent<br>CH20M45 C BK | 30 | **1104430000** |
| 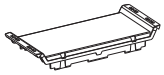 | | |
| Front element, closed, black<br>CH20M45 FC BK | 30 | **1164800000** |
| 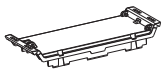 | | |
| Front element, black<br>CH20M45 F BK | 30 | **1104420000** |

## Female plug

| Type / Version | Qty. | Order No. |
|---|---|---|
| Release lever, orange<br>BHZ 5.00/04/90LH BK/OR | 150 | **1063280000** |
| Release lever, black<br>BHZ 5.00/04/90LH BK/BK | 150 | **1069350000** |
| Release lever, blue<br>BHZ 5.00/04/90LH BK/BL | 150 | **1069380000** |

## Male header

| Type / Version | Qty. | Order No. |
|---|---|---|
| Left version, box packaging | | |
| SHL-SMT 5.00/04GL 1.5BX | 120 | **1063220000** |
| SHL-SMT 5.00/04GL 4.2BX | 120 | **1069640000** |
| SHL-SMT 5.00/04GL 5.9BX | 120 | **1069770000** |
| Right version, box packaging | | |
| SHL-SMT 5.00/04GR 1.5BX | 120 | **1063150000** |
| SHL-SMT 5.00/04GR 4.2BX | 120 | **1069570000** |
| SHL-SMT 5.00/04GR 5.9BX | 120 | **1069710000** |
| Left version, tape-on-reel | | |
| SHL-SMT 5.00/04GL 1.5RL | 130 | **1063250000** |
| SHL-SMT 5.00/04GL 4.2RL | 130 | **1069670000** |
| SHL-SMT 5.00/04GL 5.9RL | 130 | **1069810000** |
| Right version, tape-on-reel | | |
| SHL-SMT 5.00/04GR 1.5RL | 130 | **1063180000** |
| SHL-SMT 5.00/04GR 4.2RL | 130 | **1069610000** |
| SHL-SMT 5.00/04GR 5.9RL | 130 | **1069740000** |

## Plug cover

| Type / Version | Qty. | Order No. |
|---|---|---|
| Cover, black 4-pole<br>CH20M AD SHL 5.00/04 BK | 50 | **1221310000** |

## Markers

| Type / Version | Qty. | Order No. |
|---|---|---|
| Device marker Hinged cover<br>ESG 8/13.5/43.3 SAI AU | 5 | **1912130000** |
| Device marker Female plug<br>ESG 6.6/20 BHZ 5.00/04 | 200 | **1082540000** |



«ЭЛЕКТРО-ПРОФИ» - http://www.ep.ru

# CH20M
# Technical data

## CH20M67



Modular component housing for electronic components
- 67.5 mm wide
- Pluggable wire connection
- Max. 72 wires

## CH20M67 B

**BASE element**

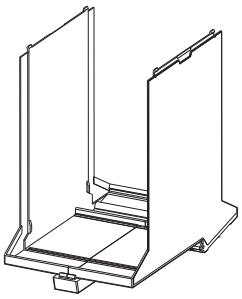




Base element with pre-attached snap-on foot
- Optionally with BUS cut-out
- Optional with cut-out for functional earth (FE)

## CH20M67 S

**SIDE element**

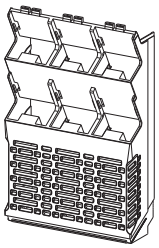




Side element
- Symmetrical versions

## Technical data

| | |
|---|---|
| Insulating material | PA6.6 |
| Flammability rating (UL94) | V0 |
| Rated voltage | 250 V AC |
| Rated current | 10 A |

## Demo Kit

| Type / Version | Qty. | Order No. |
|---|---|---|
| SK DEMO CH20M67 | 1 | **on request** |

## Dimensional drawing

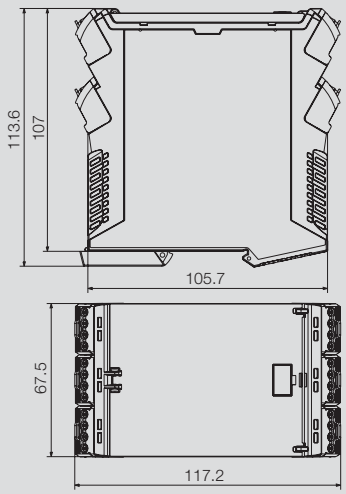


## Ordering data

| Type / Version | Qty. | Order No. |
|---|---|---|
| 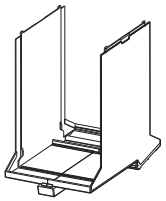 Base element, black, Snap-on foot, black CH20M67 B BK/BK | 4 | **1235270000** |
| 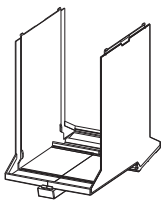 Base element, black, Snap-on foot, orange CH20M67 B BK/O | 4 | **1235250000** |
| 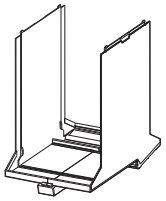 Base element, black, BUS, Snap-on foot, orange CH20M67 B BUS BK/OR | 4 | **1247240000** |
| 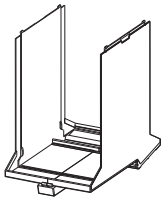 Base element, black, FE, Snap-on foot, orange CH20M45 B FE BK/OR | 4 | **1247250000** |

## Ordering data

| Type / Version | Qty. | Order No. |
|---|---|---|
| 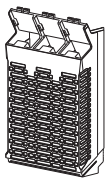 Side element, black, 1-row, 12 connections CH20M67 S P2SC/P2SC/P2SC BK | 4 | **on request** |
| 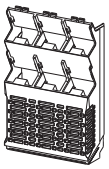 Side element, black, 2-row, 24 connections CH20M67 S 2PSC/2PSC/2PSC BK | 4 | **1235360000** |
| 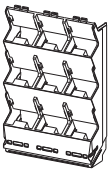 Side element, black, 3-row 36 connections CH20M67 S 3P/3P/3P BK | 4 | **on request** |



«ЭЛЕКТРО-ПРОФИ» - http://www.ep.ru

## CH20M67 F

**FRONT element**

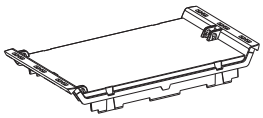




Front element

## CH20M67 C

**COVER element**

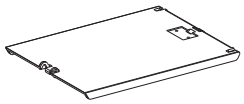




Hinged cover

## Connection system

**and accessories**



- Female plug 4-pole, black
- Male header 4-pole, black
- Left and right versions of header

## Ordering data

| Type / Version | Qty. | Order No. |
|---|---|---|
| 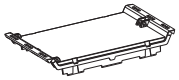 | | |
| Front element, black<br>CH20M67 F BK | 30 | **1235300000** |
| 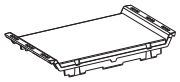 | | |
| Front element, closed, black<br>CH20M67 FC BK | 30 | **1235310000** |

## Ordering data

| Type / Version | Qty. | Order No. |
|---|---|---|
| 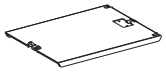 | | |
| Hinged cover, dark transparent<br>CH20M67 C BK | 30 | **1235280000** |
| 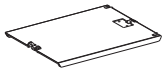 | | |
| Hinged cover, light transparent<br>CH20M67 C TP | 30 | **1235290000** |

## Female plug

| Type / Version | Qty. | Order No. |
|---|---|---|
| Release lever, orange<br>BHZ 5.00/04/90LH BK/OR | 150 | **1063280000** |
| Release lever, black<br>BHZ 5.00/04/90LH BK/BK | 150 | **1069350000** |
| Release lever, blue<br>BHZ 5.00/04/90LH BK/BL | 150 | **1069380000** |

## Male header

| Type / Version | Qty. | Order No. |
|---|---|---|
| Left version, box packaging | | |
| SHL-SMT 5.00/04GL 1.5BX | 120 | **1063220000** |
| SHL-SMT 5.00/04GL 4.2BX | 120 | **1069640000** |
| SHL-SMT 5.00/04GL 5.9BX | 120 | **1069770000** |
| Right version, box packaging | | |
| SHL-SMT 5.00/04GR 1.5BX | 120 | **1063150000** |
| SHL-SMT 5.00/04GR 4.2BX | 120 | **1069570000** |
| SHL-SMT 5.00/04GR 5.9BX | 120 | **1069710000** |
| Left version, tape-on-reel | | |
| SHL-SMT 5.00/04GL 1.5RL | 130 | **1063250000** |
| SHL-SMT 5.00/04GL 4.2RL | 130 | **1069670000** |
| SHL-SMT 5.00/04GL 5.9RL | 130 | **1069810000** |
| Right version, tape-on-reel | | |
| SHL-SMT 5.00/04GR 1.5RL | 130 | **1063180000** |
| SHL-SMT 5.00/04GR 4.2RL | 130 | **1069610000** |
| SHL-SMT 5.00/04GR 5.9RL | 130 | **1069740000** |

## Plug cover

| Type / Version | Qty. | Order No. |
|---|---|---|
| Cover, black 4-pole | | |
| CH20M AD SHL 5.00/04 BK | 50 | **1221310000** |

## Markers

| Type / Version | Qty. | Order No. |
|---|---|---|
| Device marker Hinged cover | | |
| ESG 8/13.5/43.3 SAI AU | 5 | **1912130000** |
| Device marker Female plug | | |
| ESG 6.6/20 BHZ 5.00/04 | 200 | **1082540000** |



«ЭЛЕКТРО-ПРОФИ» - http://www.ep.ru

# CH20M
# Technical data

## LHZ



THR PCB terminal for 6 mm housings,
CH20M6 reflow-compatible,
Pole count: 1
solder pin length: 1.5 mm
Orientation: 90°

## LHZ



## Technical data

| | |
|---|---|
| Insulating material | LCP |
| Flammability class UL 94 | V0 |
| Rated voltage | 250 V |
| Rated current | 13 A |

| **Conductors that can be connected** | |
|---|---|
| Clamping range | 0.13 mm² - 2.5 mm² |
| Wire cross-section, AWG, min. | AWG 26 - AWG 14 |
| Solid, min. H05(07) V-U | 0.2 mm² - 2.5 mm² |
| Flexible, min. H05(07) V-K | 0.2 mm² - 2.5 mm² |
| With wire end ferrule, acc. to DIN 46 228/1, max. | 0.2 mm² - 2.5 mm² |

| **Rated data according to DIN IEC** | |
|---|---|
| Rated voltage for surge voltage class / contamination degree III/3 | 250 V |
| Rated impulse voltage for surge voltage class / contamination degree III/3 | 4 kV |
| Rated voltage for surge voltage class / contamination degree III/2 | 320 V |
| Rated impulse voltage for surge voltage class / contamination degree III/2 | 4 kV |
| Rated voltage for surge voltage class / contamination degree II/2 | 500 V |
| Rated impulse voltage for surge voltage class / contamination degree II/2 | 4 kV |

**Note:** Rated data according to UL – refer to the online data sheet

## Dimensional drawing

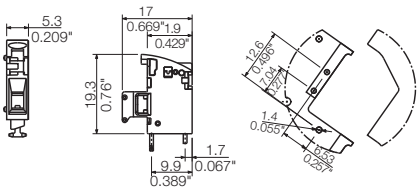


Version left

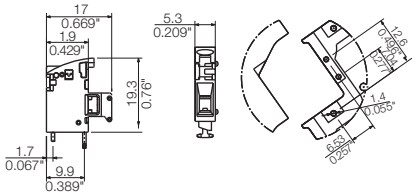


Version right

**Derating curve**

LHZ-SMT

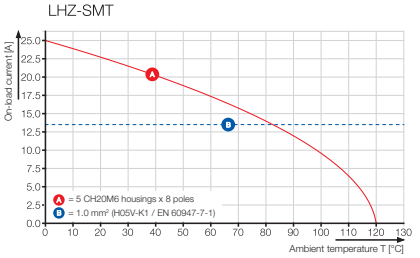


## Ordering data

| Type / Version | Qty. | Order No. |
|---|---|---|
| LHZ-SMT L 1.5SN BK RL<br>Version left, Tape-on-Reel | 432 | **2418580000** |
| LHZ-SMT R 1.5SN BK RL<br>Version right, Tape-on-Reel | 432 | **2418590000** |



«ЭЛЕКТРО-ПРОФИ» - http://www.ep.ru

## Circuit board positions in CH20M

| Circuit board positions in CH20M | | | | |
|---|---|---|---|---|
| Housing width (mm) | 12.5 | 22.5 | 45 | 67.5 |
| Number of circuit boards | 1 | 1 | 2 | 3 |
| Positions per circuit board | 1 | 2 | 4 | 4 |



## Dimensional drawing

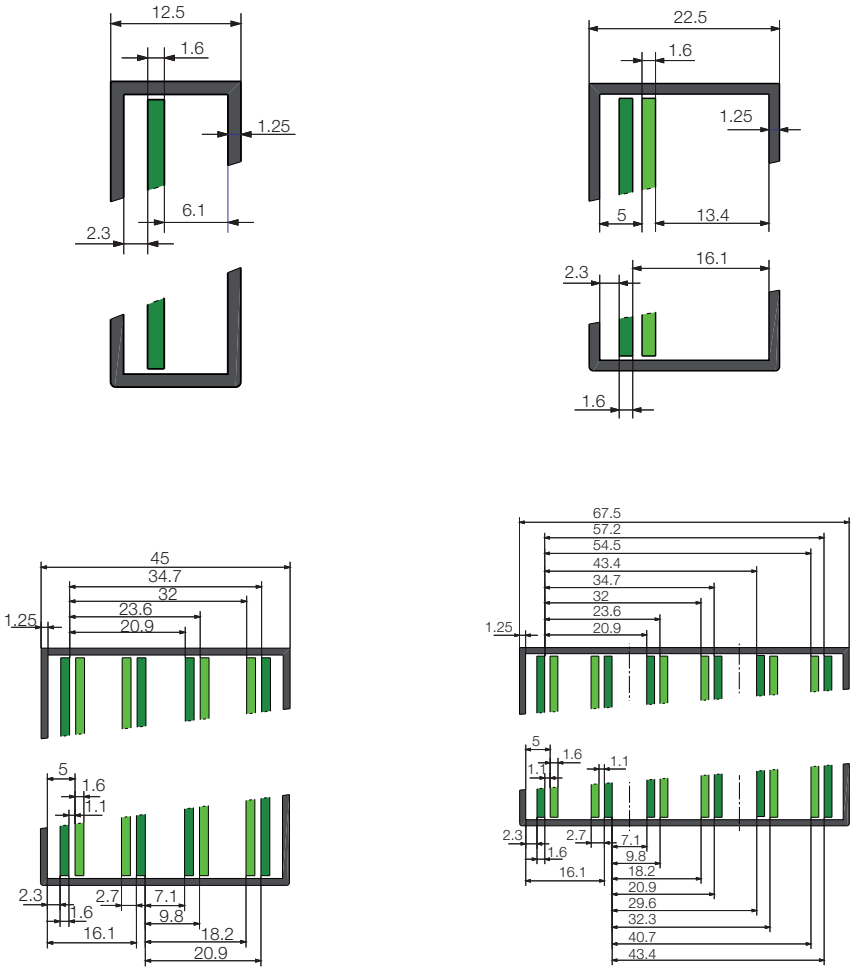


## Integrated coding in the BHZ/SHL-SMT connector system

- Clamping yoke screw connection – with WIRE READY, wire guard protection and plus/minus screw
- Integrated, captive coding (with „AutoSet“ function) protects against false insertion
- Leading contact on the male headers
- Finger-safe on both sides

❶



Factory set

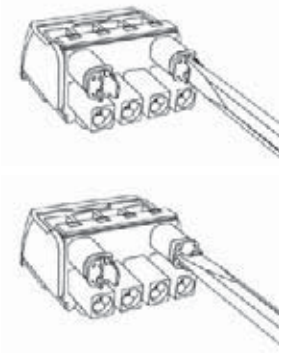

Coding can be set with one of 16 possible configurations

❷

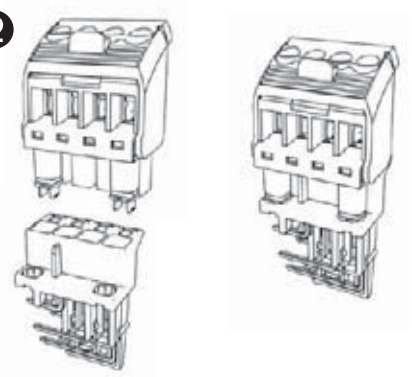

Connecting the female connector

❸

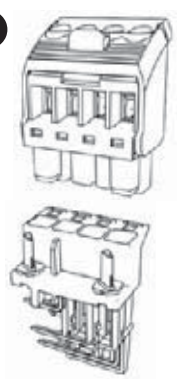

Male header coding transferred to module



«ЭЛЕКТРО-ПРОФИ» - http://www.ep.ru

# CH20M
## Technical data

### SHL-SMT



THR male header for modular housing CH20M12-67
Can be reflow soldered, resistant to high temperatures
**Pin length of 1.5 mm:**
LP in position 5.0 mm, reflow soldering
**Pin length of 4,2 mm:**
LP in position 2.3 mm, reflow soldering
**Pin length of 5.9 mm:**
LP in position 2.3 mm, wave soldering

### Technical data

| | |
|---|---|
| Insulating material | LCP |
| Flammability class UL 94 | V0 |
| Rated voltage | 250 V |
| Rated current | 10 A |

Rated data when used together with BHZxx female plug: refer to page I.30

### SHL-SMT 5.00/GL



Version left
Box packaging

### Ordering data

| Type / Version | Poles | Qty. | Order No. |
|---|---|---|---|
| SHL-SMT 5.00/02GL 4.2BX | 2 | 156 | **1069620000** |
| SHL-SMT 5.00/02GL 5.9BX | 2 | 156 | **1069750000** |
| | | | |
| SHL-SMT 5.00/03GL 1.5BX | 3 | 120 | **1063210000** |
| SHL-SMT 5.00/03GL 4.2BX | 3 | 120 | **1069630000** |
| SHL-SMT 5.00/03GL 5.9BX | 3 | 120 | **1069760000** |
| | | | |
| SHL-SMT 5.00/04GL 1.5BX | 4 | 120 | **1063220000** |
| SHL-SMT 5.00/04GL 4.2BX | 4 | 120 | **1069640000** |
| SHL-SMT 5.00/04GL 5.9BX | 4 | 120 | **1069770000** |

### Dimensional drawing

Version left
2-pole

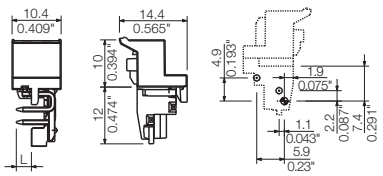


3-pole

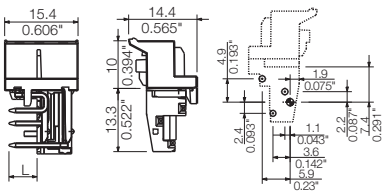


### SHL-SMT 5.00GL



Version left
Tape-on-reel

### Ordering data

| Type / Version | Poles | Qty. | Order No. |
|---|---|---|---|
| SHL-SMT 5.00/02GL 4.2RL | 2 | 260 | **1069650000** |
| SHL-SMT 5.00/02GL 5.9RL | 2 | 260 | **1069780000** |
| | | | |
| SHL-SMT 5.00/03GL 1.5RL | 3 | 175 | **1063240000** |
| SHL-SMT 5.00/03GL 4.2RL | 3 | 175 | **1069660000** |
| SHL-SMT 5.00/03GL 5.9RL | 3 | 175 | **1069790000** |
| | | | |
| SHL-SMT 5.00/04GL 1.5RL | 4 | 130 | **1063250000** |
| SHL-SMT 5.00/04GL 4.2RL | 4 | 130 | **1069670000** |
| SHL-SMT 5.00/04GL 5.9RL | 4 | 130 | **1069810000** |

### Dimensional drawing

Version right
2-pole

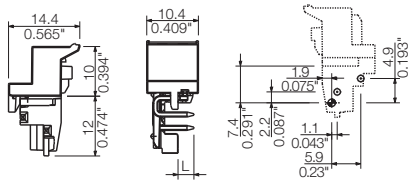


3-pole

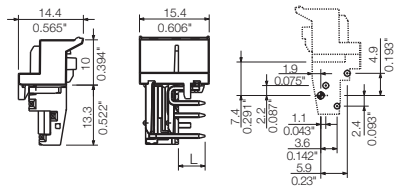




«ЭЛЕКТРО-ПРОФИ» - http://www.ep.ru

## SHL-SMT 5.00/GR



Version right
Box packaging

## SHL-SMT 5.00GR



Version right
Tape-on-reel

### Ordering data

| Type / Version | Poles | Qty. | Order No. |
|---|---|---|---|
| SHL-SMT 5.00/02GR 4.2BX | 2 | 156 | **1069550000** |
| SHL-SMT 5.00/02GR 5.9BX | 2 | 156 | **1069680000** |
| | | | |
| SHL-SMT 5.00/03GR 1.5BX | 3 | 120 | **1063140000** |
| SHL-SMT 5.00/03GR 4.2BX | 3 | 120 | **1069560000** |
| SHL-SMT 5.00/03GR 5.9BX | 3 | 120 | **1069690000** |
| | | | |
| SHL-SMT 5.00/04GR 1.5BX | 4 | 120 | **1063150000** |
| SHL-SMT 5.00/04GR 4.2BX | 4 | 120 | **1069570000** |
| SHL-SMT 5.00/04GR 5.9BX | 4 | 120 | **1069710000** |

### Ordering data

| Type / Version | Poles | Qty. | Order No. |
|---|---|---|---|
| SHL-SMT 5.00/02GR 4.2RL | 2 | 260 | **1069580000** |
| SHL-SMT 5.00/02GR 5.9RL | 2 | 260 | **1069720000** |
| | | | |
| SHL-SMT 5.00/03GR 1.5RL | 3 | 175 | **1063170000** |
| SHL-SMT 5.00/03GR 4.2RL | 3 | 175 | **1069590000** |
| SHL-SMT 5.00/03GR 5.9RL | 3 | 175 | **1069730000** |
| | | | |
| SHL-SMT 5.00/04GR 1.5RL | 4 | 130 | **1063180000** |
| SHL-SMT 5.00/04GR 4.2RL | 4 | 130 | **1069610000** |
| SHL-SMT 5.00/04GR 5.9RL | 4 | 130 | **1069740000** |

### Dimensional drawing

Version left
4-pole

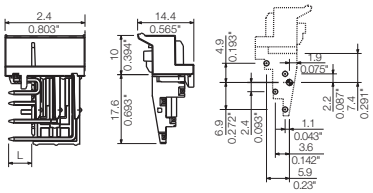


### Dimensional drawing

Version right
4-pole

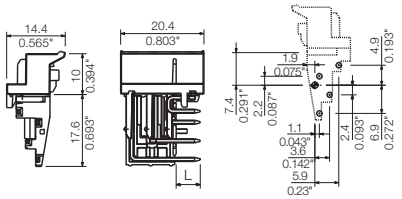




«ЭЛЕКТРО-ПРОФИ» - http://www.ep.ru

# CH20M
# Technical data

## BHZ



Female plug for modular housing CH20M12-67 5.00 mm, clamping-yoke connection, integrated coding, release lever can be colour coded

## BHZ 5.00/90 BK/OR



Release lever, orange

## Technical data

| | |
|---|---|
| Insulating material | PA |
| Flammability class UL 94 | V0 |
| Rated voltage | 250 V |
| Rated current | 10 A |

| **Conductors that can be connected** | |
|---|---|
| Clamping range | 0.13 mm² - 3.31 mm² |
| Wire cross-section, AWG, min. | AWG 26 - AWG 14 |
| Solid, min. H05(07) V-U | 0.2 mm² - 2.5 mm² |
| Flexible, min. H05(07) V-K | 0.2 mm² - 2.5 mm² |
| With wire end ferrule, acc. to DIN 46 228/1, max. | 0.2 mm² - 2.5 mm² |
| With wire-end ferrule with collar, DIN 46 228/4, min. | 0.2 mm² - 2.5 mm² |

| **Rated data according to DIN IEC** | |
|---|---|
| Rated current, Max. pole count (Tu=20 °C) | 10 A |
| Rated current, Max. pole count (Tu=40 °C) | 9 A |
| Rated voltage for surge voltage class / contamination degree III/3 | 250 V |
| Rated impulse voltage for surge voltage class / contamination degree III/3 | 4 kV |
| Rated impulse voltage for surge voltage class / contamination degree III/2 | 4 kV |
| Rated voltage for surge voltage class / contamination degree III/2 | 320 V |
| Rated voltage for surge voltage class / contamination degree II/2 | 400 V |
| Rated impulse voltage for surge voltage class / contamination degree II/2 | 4 kV |

**Note:** Rated data according to UL – refer to the online data sheet

## Dimensional drawing

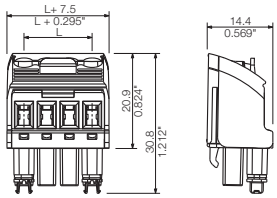


### Derating curve

BHZ 5.00/../90 - SHL-SMT 5.00/..G

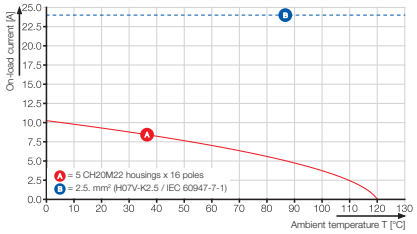


BHZ 5.00/../90 - SHL-SMT 5.00/..G

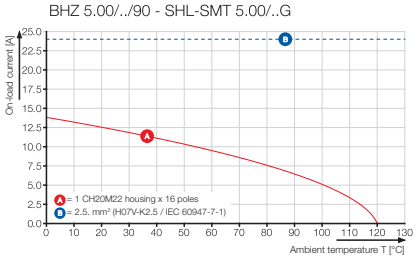


## Ordering data

| Type / Version | Poles | Qty. | Order No. |
|---|---|---|---|
| BHZ 5.00/02/90LH BK/OR | 2 | 150 | **1063260000** |
| BHZ 5.00/03/90LH BK/OR | 3 | 180 | **1063270000** |
| BHZ 5.00/04/90LH BK/OR | 4 | 78 | **1063280000** |



«ЭЛЕКТРО-ПРОФИ» - http://www.ep.ru

## BHZ 5.00/90 BK/BK



Release lever, black

### Ordering data

| Type / Version | Poles | Qty. | Order No. |
|---|---|---|---|
| BHZ 5.00/02/90LH BK/BK | 2 | 150 | **1069330000** |
| BHZ 5.00/03/90LH BK/BK | 3 | 108 | **1069340000** |
| BHZ 5.00/04/90LH BK/BK | 4 | 78 | **1069350000** |

## BHZ 5.00/90 BK/BL



Release lever, blue

### Ordering data

| Type / Version | Poles | Qty. | Order No. |
|---|---|---|---|
| BHZ 5.00/02/90LH BK/BL | 2 | 150 | **1069360000** |
| BHZ 5.00/03/90LH BK/BL | 3 | 108 | **1069370000** |
| BHZ 5.00/04/90LH BK/BL | 4 | 78 | **1069380000** |

## Accessories



Marker for release lever

### Ordering data

| Type / Version | Poles | Qty. | Order No. |
|---|---|---|---|
| ESG 6.6/11 BHZ 5.00/02 | 2 | 200 | **1082490000** |
| ESG 6.6/15 BHZ 5.00/03 | 3 | 200 | **1082520000** |
| ESG 6.6/20 BHZ 5.00/04 | 4 | 200 | **1082540000** |





«ЭЛЕКТРО-ПРОФИ» - http://www.ep.ru

# CH20M
# Technical data

## SR-SMD



Bus contact block
Reflow-compatible, resistant to high temperatures,
5-pole, for rail bus

## SR-SMD



Bus contact for CH20M6

## Technical data

| | |
|---|---|
| Insulating material | LCP |
| Flammability class UL 94 | V0 |
| Rated voltage | 63 V AC |
| Rated current | 2 A |

## Dimensional drawing

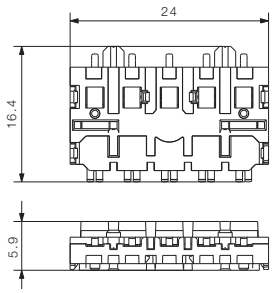


For CH20M6

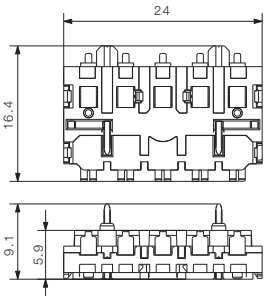


With centre solder flange for CH20M12-67

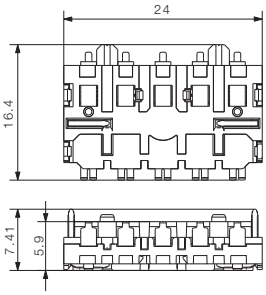


With solder flange for CH20M12-67

## Ordering data

| Type / Version | Qty. | Order No. |
|---|---|---|
| SR-SMD 4.50/05/90 AU BK BX | 72 | **1155840000** |



«ЭЛЕКТРО-ПРОФИ» - http://www.ep.ru

## SR-SMD



Bus contact with centre solder flange
for CH20M12-67

### Ordering data

| Type / Version | Qty. | Order No. |
|---|---|---|
| SR-SMD 4.50/05/90LFM AU BK BX | 72 | **1155870000** |

## SR-SMD



Bus contact with solder flange
for CH20M12-67

### Ordering data

| Type / Version | Qty. | Order No. |
|---|---|---|
| SR-SMD 4.50/05/90LF AU BK BX | 72 | **1155890000** |

## Accessories, bus connection



### Bus PCB

| Type / Version | Qty. | Order No. |
|---|---|---|
| CH20M BUS 4.50/05 AU/250 | 10 | **1248220000** |
| CH20M BUS 4.50/05 AU/500 | 10 | **1248230000** |
| CH20M BUS 4.50/05 AU/750 | 5 | **1248240000** |

### Support section, bus circuit board

| Type / Version | Qty. | Order No. |
|---|---|---|
| CH20M BUS-PROFIL TS 35X15/250 | 10 | **1248180000** |
| CH20M BUS-PROFIL TS 35X15/500 | 10 | **1248190000** |
| CH20M BUS-PROFIL TS 35X15/750 | 5 | **1248210000** |
| CH20M BUS-PROFIL TS 35X7.5/250 | 5 | **1248150000** |
| CH20M BUS-PROFIL TS 35X7.5/500 | 5 | **1248160000** |
| CH20M BUS-PROFIL TS 35X7.5/750 | 5 | **1248170000** |

**Note:** length specification /XXX = 250, 500 or 750 mm

### Hoods and end plates

| Type / Version | Qty. | Order No. |
|---|---|---|
| CH20M BUS-ADP TS 35/250 | 10 | **1248250000** |
| CH20M BUS-ADP TS 35/500 | 10 | **1248260000** |
| CH20M BUS-ADP TS 35/750 | 5 | **1248270000** |
| CH20M BUS-AP LI TS 35X7.5 & 15 | 50 | **1193160000** |
| CH20M BUS-AP RE TS 35X7.5 & 15 | 50 | **1193170000** |

**Note:** ADP = cover profile
AP = end plate



«ЭЛЕКТРО-ПРОФИ» - http://www.ep.ru

# OMNIMATE Housing
# Component housing WAVEBOX

**The proven standard housing for the mounting rail**

The characteristic “WAVE” design of the WAVEBOX provides optimal ventilation when used in a full electrical cabinet – especially for small component widths and high power losses.

The electronics component can be removed in the field during servicing. Optionally, a spacious front element is available which can only be opened using a tool.

Weidmüller‘s reliable, wire-insert connection technology is available with either the screw connection or PUSH IN spring connection mechanisms.



**Easy to operate**

The transparent hinged cover protects the display and operational areas. It can be custom printed.





**Easy to install**

The connector and the electronics can be removed – this speeds up installation and service.



«ЭЛЕКТРО-ПРОФИ» - http://www.ep.ru



### Easy to select

A large, spacious variant with a fixed head can be used instead of the tool-free pullable front element.



### Ready to use



The WAVEBOX provides you with the right solution by simply combining 4 widths, 2 front elements and 2 connection levels. A small S version supplements the product line.

### Easy to service



During service or maintenance, the component can be removed without taking apart the bottom section. Optionally available with fixed front element as well.

### Reliable



Permanent, good connections: our proven PCB connectivity technology is supplemented by cross-connectors from our terminal block product line.



### Easy to connect

Bridges allow you to implement joint power feeds or signal distribution up to 24 A without any extra wiring work.



«ЭЛЕКТРО-ПРОФИ» - http://www.ep.ru

# OMNIMATE Housing
# Component housing WAVEBOX

The WAVEBOX electronics housing system is available in 4 widths. The electronics components can be removed along with the front element while in the field. Also available with a spacious fixed-mount front element.

| Width | Type | Reference kit | Catalogue pages |
|---|---|---|---|
| 12.5 mm | WBL 12.5 | 1070770000 WBL 12.5 S-Kit | I.38 |
| 17.5 mm | WBL 17.5 | 1070790000 WBL 17.5 S-Kit | I.39 |
| 22.5 mm | WBS 22.5 | 1070820000 WBS 22.5 S-Kit | I.40 |
| 22.5 mm | WBL 22.5 | 1070840000 WBL 22.5 S-Kit | I.41 |
| 22.5 mm | WBL 22.5 FH | 1070860000 WBL FH 22.5 S-Kit | I.42 |
| 45 mm | WBL 45 | 1070880000 WBL 45 S-Kit | I.43 |

| Colour |
|---|
| Similar to RAL 9011 |
| Similar to RAL 7024 |
| Similar to RAL 7035 |







«ЭЛЕКТРО-ПРОФИ» - http://www.ep.ru

| Housing variants | Description / Type | Design-Optionen |
|---|---|---|
| **WBL 12.5** | **WAVEBOX Large, 12.5 mm** | |
|  | **Features:**<br>• 12.5 mm wide<br>• 2 x 2 or 4 x 2 connections 2.5 mm²<br>• Connector 400 V / 17 A (IEC)<br>• Hinged cover (transparent) | • pad printing<br>• markable<br>• machinable |
| **WBL 17.5** | **WAVEBOX Large, 12.5 mm** | |
|  | **Features:**<br>• 17.5 mm wide<br>• 2 x 3 or 4 x 3 connections 2.5 mm²<br>• Connector 400 V / 17 A (IEC)<br>• Hinged cover (transparent) | • pad printing<br>• markable<br>• machinable |
| **WBL 22.5** | **WAVEBOX Large, 12.5 mm** | |
|  | **Features:**<br>• 22.5 mm wide<br>• 2 x 3 or 4 x 3 connections 2.5 mm²<br>• Connector 400 V / 17 A (IEC)<br>• Hinged cover (transparent) | • pad printing<br>• markable<br>• machinable<br>• Optionally available with attached, spacious front element |
| **WBS 22.5** | **WAVEBOX Small, 12.5 mm** | |
|  | **Features:**<br>• 22.5 mm wide<br>• 2 x 3 connections 2.5 mm²<br>• Connector 400 V / 17 A (IEC)<br>• Hinged cover (transparent) | • pad printing<br>• markable<br>• machinable |
| **WBL 45** | **WAVEBOX Large, 45 mm** | |
|  | **Features:**<br>• 45 mm wide<br>• Up to 8 x 3 connections, 2.5 mm²<br>• Connector 400 V / 17 A (IEC)<br>• Hinged cover (transparent) | • pad printing<br>• markable<br>• machinable<br>• Optionally available with attached, spacious front element |
| **Accessories** | **Connection system / Accessories** | |
|  | **Standard connector**<br>• Standard, pluggable female connector<br>• 400 V / 17 A (IEC)<br>• 300 V / 15 A (UL)<br>• Cross-connector 2 x 24 A (IEC) | • Clamping yoke screw connection<br>• PUSH IN spring connection |

pad printing, 123 markable, machinable



«ЭЛЕКТРО-ПРОФИ» - http://www.ep.ru

# WAVEBOX
# Technical data

## WAVEBOX

A WAVEBOX 12.5 housing consists of:
- 1 housing base part with clip-on foot
- 1 top part
- 4 male connectors
- 1-4 female connectors

## Description

The male headers (in left and right versions depending on the construction) are soldered onto the PCB and then snapped into the head piece. This unit is then inserted in the bottom section. A proper connection is ensured by the integrated anti-twist protection. Caps can be used to cover the unused ports. A bottom housing section that can be cross-connected is also available (with ZQV2.5N/2 cross-connector).

Female plugs are available in different versions (screw or spring connection) and can be coded.

The hinged, transparent top plate on the head piece and the bottom housing section can both be laser inscribed. The top plate enables easy access for calibration.

## Dimensional drawing

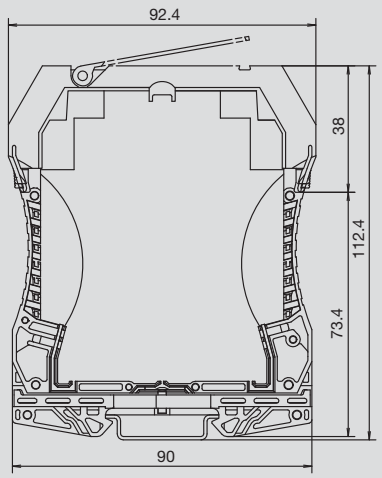


## WAVEBOX 12.5



## Technical data

| General data | | |
|---|---|---|
| Dimensions W x L x H (w. TS35 x 7.5) | mm | 12.5 / 92.4 / 112.4 |
| Dimensions W x L x H (w. TS32) | | |
| No. of connections | total | 8 |
| | left / right / top | 4 / 4 |
| Access for calibration | | Movable top plate |
| Max. power loss | | 2.00 W /40°C |
| Number of PCB per module | | 1 |
| Thickness of PCB | | 1.0 (± 0.1) mm |
| Ingress predection class | | IP 20 |
| Tightening torque range | | 0.4…0.5 Nm |
| Material | | PC |
| Flammability class UL 94 | | V0 |
| Colour of insulating material | | Head piece is grey (similar to RAL 7035)/Bottom section is grey (similar to RAL 7039) |

| Clampable conductors (H05V/H07V) | | Clamp. yoke connection | Tension clamp connection |
|---|---|---|---|
| Solid | $mm^2$ | 0.2…2.5 | 0.2…2.5 |
| Flexible | $mm^2$ | 0.2…2.5 | 0.2…2.5 |
| Max. conductor AWG | | AWG 26…AWG 12 | AWG 26…AWG 12 |
| **Note** | | | |

## Ordering data

| Individual parts | | Type | Qty. | Order No |
|---|---|---|---|---|
| **Bottom section with snap-on foot** | cannot be cross-conn. | WAVEBOX L 12.5 | 18 | **8426530000** |
| | can be cross-connected | WAVEBOX L 12.5 QV | 18 | **8426540000** |
| **Top part with transparent top plate mounted** | | TOP UNIT L 12.5 | 18 | **8426550000** |
| **Ordering data connection method** | | | | |
| **Pin block, 3-pole** | orange, right | | | |
| | orange, left | | | |
| **Pin block, 2-pole** | orange, right | SLEH 5.08/2 RE12.5 2.4 SN OR BX | 100 | **8427390000** |
| | orange, left | SLEH 5.08/2 LI12.5 2.4 SN OR BX | 100 | **8427400000** |
| **Socket block, clamp. yoke conn.** | orange, 3-pole | | | |
| | black, 3-pole | | | |
| | orange, 2-pole | BLZ 5.08/02/180 SN OR BX | 100 | **1526460000** |
| | black, 2-pole | BLZ 5.08/02/180 SN BK BX | 100 | **1526410000** |
| **Socket block , tension clamp connection** | orange, 3-pole | | | |
| | black, 3-pole | | | |
| | orange, 2-pole | BLZF 5.08/02/180 SN OR BX | 100 | **1707460000** |
| | black, 2-pole | BLZF 5.08/02/180 SN BK BX | 100 | **1707690000** |
| **Female plug, PUSH IN** | orange, 2-pole | BLF 5.08/02/180 SN OR BX | 180 | **1013680000** |
| | black, 2-pole | BLF 5.08/02/180 SN BK BX | 180 | **1013430000** |
| **Note** | | | | |

## Accessories

| Cross connection 2-pole (pluggable) | | Type | Qty. | Order No |
|---|---|---|---|---|
| | red | ZQV 2.5N/2 RT | 60 | **1717900000** |
| | blue | ZQV 2.5N/2 BL | 60 | **1717990000** |
| | yellow | ZQV 2.5N/2 GE | 60 | **1693800000** |
| **Other accessories** | | | | |
| Coding element | black | BLZ-KO SW | 50 | **1545710000** |
| Screw cap | | CAP 2 WAVEBOX 12.5 | 20 | **8428130000** |
| Self-assembly PCB | | | | |
| **Note** | | Full housing available as set on request. | | |



«ЭЛЕКТРО-ПРОФИ» - http://www.ep.ru

## WAVEBOX

A WAVEBOX 17.5 housing consists of:
- 1 housing base part with clip-on foot
- 1 top part
- 4 male connectors
- 1-4 female connectors

## Description

The male headers (in left and right versions depending on the construction) are soldered onto the PCB and then snapped into the head piece. This unit is then inserted in the bottom section. A proper connection is ensured by the integrated anti-twist protection. Caps can be used to cover the unused ports. A bottom housing section that can be cross-connected is also available (with ZQV2.5N/2 cross-connector).

Female plugs are available in different versions (screw or spring connection) and can be coded.

The hinged, transparent top plate on the head piece and the bottom housing section can both be laser inscribed. The top plate enables easy access for calibration.

## Dimensional drawing

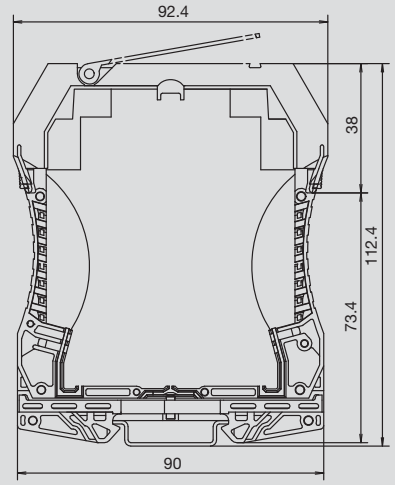


## WAVEBOX 17.5



## Technical data

| General data | | |
|---|---|---|
| Dimensions W x L x H (w. TS35 x 7.5) | mm | 17.5 / 92.4 / 112.4 |
| Dimensions W x L x H (w. TS32) | | |
| No. of connections | total | 12 |
| | left / right / top | 6 / 6 |
| Access for calibration | | Movable top plate |
| Max. power loss | | 2.00 W /40°C |
| Number of PCB per module | | 1 |
| Thickness of PCB | | 1.0 (± 0.1) mm |
| Ingress predection class | | IP 20 |
| Tightening torque range | | 0.4…0.5 Nm |
| Material | | PC |
| Flammability class UL 94 | | V0 |
| Colour of insulating material | | Head piece is grey (similar to RAL 7035)/Bottom section is grey (similar to RAL 7039) |

| Clampable conductors (H05V/H07V) | | Clamp. yoke connection | Tension clamp connection |
|---|---|---|---|
| Solid | mm² | 0.2…2.5 | 0.2…2.5 |
| Flexible | mm² | 0.2…2.5 | 0.2…2.5 |
| Max. conductor AWG | | AWG 26…AWG 12 | AWG 26…AWG 12 |

**Note**

## Ordering data

| Individual parts | | Type | Qty. | Order No |
|---|---|---|---|---|
| **Bottom section with snap-on foot** | cannot be cross-conn. | WAVEBOX L 17.5 | 12 | **8426560000** |
| | can be cross-connected | WAVEBOX L 17.5 QV | 12 | **8426570000** |
| **Top part with transparent top plate mounted** | | TOP UNIT L 17.5 | 12 | **8426580000** |
| **Ordering data connection method** | | | | |
| **Pin block, 3-pole** | orange, right | SLEH 5.08/3 RE22.5 2.4 SN OR BX | 100 | **8449220000** |
| | orange, left | SLEH 5.08/3 LI22.5 2.4 SN OR BX | 100 | **8449230000** |
| **Pin block, 2-pole** | orange, right | | | |
| | orange, left | | | |
| **Socket block, clamp. yoke conn.** | orange, 3-pole | BLZ 5.08/03/180 SN OR BX | 100 | **1526560000** |
| | black, 3-pole | BLZ 5.08/03/180 SN BK BX | 100 | **1526510000** |
| | orange, 2-pole | | | |
| | black, 2-pole | | | |
| **Socket block , tension clamp connection** | orange, 3-pole | BLZF 5.08/03/180 SN OR BX | 100 | **1707470000** |
| | black, 3-pole | BLZF 5.08/03/180 SN BK BX | 100 | **1707700000** |
| | orange, 2-pole | | | |
| | black, 2-pole | | | |
| **Female plug, PUSH IN** | orange, 3-pole | BLF 5.08/03/180 SN OR BX | 120 | **1013690000** |
| | black, 3-pole | BLF 5.08/03/180 SN BK BX | 120 | **1013440000** |

**Note**

## Accessories

| Cross connection 2-pole (pluggable) | | Type | Qty. | Order No |
|---|---|---|---|---|
| | red | ZQV 2.5N/2 RT | 60 | **1717900000** |
| | blue | ZQV 2.5N/2 BL | 60 | **1717990000** |
| | yellow | ZQV 2.5N/2 GE | 60 | **1693800000** |
| **Other accessories** | | | | |
| Coding element | black | BLZ-KO SW | 50 | **1545710000** |
| Screw cap | | CAP WAVEBOX L22.5/17.5 | 20 | **8428120000** |
| Self-assembly PCB | | | | |

**Note**

Full housing available as set on request.



«ЭЛЕКТРО-ПРОФИ» - http://www.ep.ru

# WAVEBOX
# Technical data

## WAVEBOX

A WAVEBOX S 22.5 housing consists of:
- 1 housing base part with clip-on foot
- 1 top part
- 2 male connectors
- 1-2 female connectors

## Description

The male headers (in left and right versions depending on the construction) are soldered onto the PCB and then snapped into the head piece. This unit is then inserted in the bottom section. A proper connection is ensured by the integrated anti-twist protection. Caps can be used to cover the unused ports. A bottom housing section that can be cross-connected is also available (with ZQV2.5N/2 cross-connector).

Female plugs are available in different versions (screw or spring connection) and can be coded.

The hinged, transparent top plate on the head piece and the bottom housing section can both be laser inscribed. The top plate enables easy access for calibration.

## Dimensional drawing

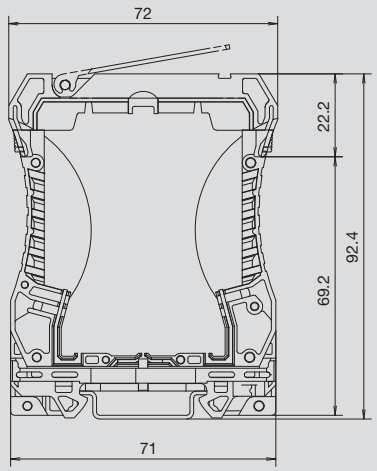


## WAVEBOX S 22.5



## Technical data

| General data | | |
|---|---|---|
| Dimensions W x L x H (w. TS35 x 7.5) | mm | 22.5 / 72 / 92.4 |
| Dimensions W x L x H (w. TS32) | | |
| No. of connections | total | 6 |
| | left / right / top | 3 / 3 |
| Access for calibration | | Movable top plate |
| Max. power loss | | 2.00 W /40°C |
| Number of PCB per module | | 1 |
| PCB contacting | | soldered connection, directly |
| Thickness of PCB | | 1.0 (± 0.1) mm |
| Ingress predection class | | IP 20 |
| Tightening torque range | | 0.4…0.5 Nm |
| Material | | PC |
| Flammability class UL 94 | | V0 |
| Colour of insulating material | | Head piece is grey (similar to RAL 7035)/Bottom section is grey (similar to RAL 7039) |

| Clampable conductors (H05V/H07V) | | Clamp. yoke connection | Tension clamp connection |
|---|---|---|---|
| Solid | $mm^2$ | 0.2…2.5 | 0.2…2.5 |
| Flexible | $mm^2$ | 0.2…2.5 | 0.2…2.5 |
| Max. conductor AWG | | AWG 26…AWG 12 | AWG 26…AWG 12 |

**Note**

## Ordering data

| Individual parts | | Type | Qty. | Order No |
|---|---|---|---|---|
| **Bottom section with snap-on foot** | cannot be cross-conn. | WAVEBOX S 22.5 | 18 | **8426530000** |
| | can be cross-connected | WAVEBOX S 22.5 QV | 18 | **8426540000** |
| **Top part with transparent top plate mounted** | | TOP UNIT S 22.5 | 18 | **8426550000** |
| **Ordering data connection method** | | | | |
| **Pin block, 3-pole** | orange, right | SLEH 5.08/3 RE22.5 2.4 SN OR BX | 100 | **8426620000** |
| | orange, left | SLEH 5.08/3 LI22.5 2.4 SN OR BX | 100 | **8426630000** |
| **Pin block, 2-pole** | orange, right | | | |
| | orange, left | | | |
| **Socket block, clamp. yoke conn.** | orange, 3-pole | BLZ 5.08/03/180 SN OR BX | 100 | **1526560000** |
| | black, 3-pole | BLZ 5.08/03/180 SN BK BX | 100 | **1526510000** |
| | orange, 2-pole | | | |
| | black, 2-pole | | | |
| **Socket block , tension clamp connection** | orange, 3-pole | BLZF 5.08/03/180 SN OR BX | 100 | **1707470000** |
| | black, 3-pole | BLZF 5.08/03/180 SN BK BX | 100 | **1707700000** |
| | orange, 2-pole | | | |
| | black, 2-pole | | | |
| **Female plug, PUSH IN** | orange, 3-pole | BLF 5.08/03/180 SN OR BX | 120 | **1013690000** |
| | black, 3-pole | BLF 5.08/03/180 SN BK BX | 120 | **1013440000** |

**Note**

## Accessories

| Cross connection 2-pole (pluggable) | | Type | Qty. | Order No |
|---|---|---|---|---|
| | red | ZQV 2.5N/2 RT | 60 | **1717900000** |
| | blue | ZQV 2.5N/2 BL | 60 | **1717990000** |
| | yellow | ZQV 2.5N/2 GE | 60 | **1693800000** |
| **Other accessories** | | | | |
| Coding element | black | BLZ-KO SW | 50 | **1545710000** |
| Screw cap | | CAP WAVEBOX L22.5/17.5 | 20 | **8428120000** |
| Self-assembly PCB | | WB S PCB SAMPLE | 1 | **4074820000** |

**Note**

Full housing available as set on request.



«ЭЛЕКТРО-ПРОФИ» - http://www.ep.ru

## WAVEBOX

A WAVEBOX L 22.5 housing consists of:
- 1 housing base part with clip-on foot
- 1 top part
- 4 male connectors
- 1-4 female connectors

## Description

The male headers (in left and right versions depending on the construction) are soldered onto the PCB and then snapped into the head piece. This unit is then inserted in the bottom section. A proper connection is ensured by the integrated anti-twist protection. Caps can be used to cover the unused ports. A bottom housing section that can be cross-connected is also available (with ZQV2.5N/2 cross-connector).

Female plugs are available in different versions (screw or spring connection) and can be coded.

The hinged, transparent top plate on the head piece and the bottom housing section can both be laser inscribed. The top plate enables easy access for calibration.

## Dimensional drawing

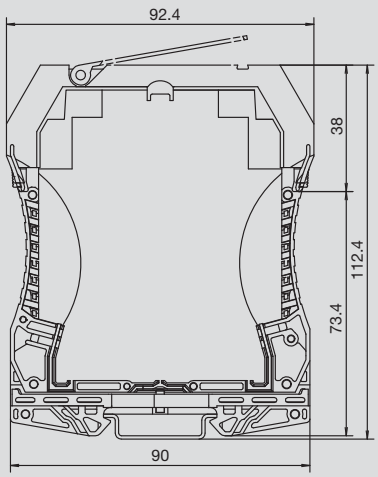


## WAVEBOX L 22.5



## Technical data

| General data | | |
|---|---|---|
| Dimensions W x L x H (w. TS35 x 7.5) | mm | 17.5 / 92.4 / 112.4 |
| Dimensions W x L x H (w. TS32) | | |
| No. of connections | total | 12 |
| | left / right / top | 6 / 6 |
| Access for calibration | | Movable top plate |
| Max. power loss | | 2.00 W /40°C |
| Number of PCB per module | | 1 |
| Thickness of PCB | | 1.0 (± 0.1) mm |
| Ingress predection class | | IP 20 |
| Tightening torque range | | 0.4…0.5 Nm |
| Pollution severity | | |
| Material | | PC |
| Flammability class UL 94 | | V0 |
| Colour of insulating material | | Head piece is grey (similar to RAL 7035)/Bottom section is grey (similar to RAL 7039) |

| Clampable conductors (H05V/H07V) | | Clamp. yoke connection | Tension clamp connection |
|---|---|---|---|
| Solid | $mm^2$ | 0.2…2.5 | 0.2…2.5 |
| Flexible | $mm^2$ | 0.2…2.5 | 0.2…2.5 |
| Max. conductor AWG | | AWG 26…AWG 12 | AWG 26…AWG 12 |

**Note**

## Ordering data

| Individual parts | | Type | Qty. | Order No |
|---|---|---|---|---|
| **Bottom section with snap-on foot** | cannot be cross-conn. | WAVEBOX L 22.5 | 10 | **8426470000** |
| | can be cross-connected | WAVEBOX L 22.5 QV | 10 | **8426480000** |
| **Top part with transparent top plate mounted** | | TOP UNIT L 22.5 | 10 | **8426490000** |
| **Ordering data connection method** | | | | |
| **Pin block, 3-pole** | orange, right | SLEH 5.08/3 RE22.5 2.4 SN OR BX | 100 | **8426620000** |
| | orange, left | SLEH 5.08/3 LI22.5 2.4 SN OR BX | 100 | **8426630000** |
| **Pin block, 2-pole** | orange, right | | | |
| | orange, left | | | |
| **Socket block, clamp. yoke conn.** | orange, 3-pole | BLZ 5.08/03/180 SN OR BX | 100 | **1526560000** |
| | black, 3-pole | BLZ 5.08/03/180 SN BK BX | 100 | **1526510000** |
| | orange, 2-pole | | | |
| | black, 2-pole | | | |
| **Socket block , tension clamp connection** | orange, 3-pole | BLZF 5.08/03/180 SN OR BX | 100 | **1707470000** |
| | black, 3-pole | BLZF 5.08/03/180 SN BK BX | 100 | **1707700000** |
| | orange, 2-pole | | | |
| | black, 2-pole | | | |
| **Female plug, PUSH IN** | orange, 3-pole | BLF 5.08/03/180 SN OR BX | 120 | **1013690000** |
| | black, 3-pole | BLF 5.08/03/180 SN BK BX | 120 | **1013440000** |

**Note**

## Accessories

| Cross connection 2-pole (pluggable) | | Type | Qty. | Order No |
|---|---|---|---|---|
| | red | ZQV 2.5N/2 RT | 60 | **1717900000** |
| | blue | ZQV 2.5N/2 BL | 60 | **1717990000** |
| | yellow | ZQV 2.5N/2 GE | 60 | **1693800000** |
| **Other accessories** | | | | |
| Coding element | black | BLZ-KO SW | 50 | **1545710000** |
| Screw cap | | CAP WAVEBOX L22.5/17.5 | 20 | **8428120000** |
| Self-assembly PCB | | WB L PCB SAMPLE | 1 | **4074640000** |

**Note**

Full housing available as set on request.



«ЭЛЕКТРО-ПРОФИ» - http://www.ep.ru

# WAVEBOX
# Technical data

## WAVEBOX

A WBL 22.5 FH housing consists of:
- 1 housing base part with clip-on foot
- 1 top part
- 2 male connectors
- 1-2 female connectors

## WAVEBOX L 22.5 FH



## Description

The male headers (in left and right versions depending on the construction) are soldered onto the PCB and then snapped into the head piece. This unit is then inserted in the bottom section. A proper connection is ensured by the integrated anti-twist protection.

Caps can be used to cover the unused ports. A bottom housing section that can be cross-connected is also available (with ZQV2.5N/2 cross-connector).

Female plugs are available in different versions (screw or spring connection) and can be coded.

Only one tool is needed to open up the top.

The usable surface on the PCB is more than 8000 mm²

## Dimensional drawing

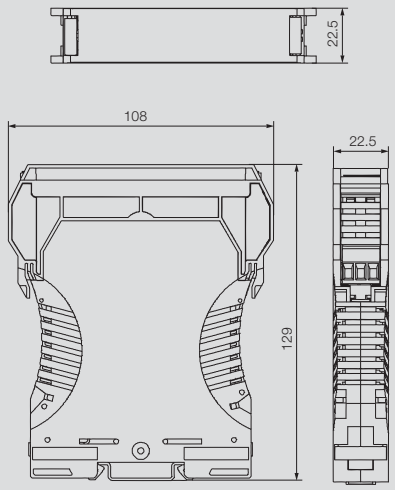


## Technical data

| General data | | |
|---|---|---|
| Dimensions W x L x H (w. TS35 x 7.5) | mm | 22.5 / 108 / 129 |
| Dimensions W x L x H (w. TS32) | | |
| No. of connections | total | 12 |
| | left / right / top | 6 / 6 |
| Access for calibration | | detachable top plate |
| Max. power loss | | 4 W /40°C (Horizontal mounting on terminal rail) |
| Number of PCB per module | | 1 |
| Thickness of PCB | | 1.0 (± 0.2) mm |
| Ingress predection class | | IP 20 |
| Tightening torque range | | 0.4…0.5 Nm |
| Pollution severity | | |
| Material | | PC |
| Flammability class UL 94 | | V0 |
| Colour of insulating material | | Head piece is grey (similar to RAL 7035)/Bottom section is grey (similar to RAL 7039) |

| Clampable conductors (H05V/H07V) | Clamp. yoke connection | Tension clamp connection |
|---|---|---|
| Solid | 0.2…2.5 mm² | 0.2…2.5 mm² |
| Flexible | 0.2…2.5 mm² | 0.2…2.5 mm² |
| Max. conductor AWG | AWG 26…AWG 12 | AWG 26…AWG 12 |
| **Note** | | |

## Ordering data

| Individual parts | | Type | Qty. | Order No |
|---|---|---|---|---|
| **Bottom section with snap-on foot** | cannot be cross-conn. | WAVEBOX L 22.5 | 10 | **8426470000** |
| | can be cross-connected | WAVEBOX L 22.5 QV | 10 | **8426480000** |
| **Top part with transparent top plate mounted** | | WBL 22.5 TU GY | 10 | **1964640000** |
| **Ordering data connection method** | | | | |
| **Pin block, 3-pole** | orange, right | SLEH 5.08/3 RE22.5 2.4 SN OR BX | 100 | **8426620000** |
| | orange, left | SLEH 5.08/3 LI22.5 2.4 SN OR BX | 100 | **8426630000** |
| **Pin block, 2-pole** | orange, right | | | |
| | orange, left | | | |
| **Socket block, clamp. yoke conn.** | orange, 3-pole | BLZ 5.08/03/180 SN OR BX | 100 | **1526560000** |
| | black, 3-pole | BLZ 5.08/03/180 SN BK BX | 100 | **1526510000** |
| | orange, 2-pole | | | |
| | black, 2-pole | | | |
| **Socket block , tension clamp connection** | orange, 3-pole | BLZF 5.08/03/180 SN OR BX | 100 | **1707470000** |
| | black, 3-pole | BLZF 5.08/03/180 SN BK BX | 100 | **1707700000** |
| | orange, 2-pole | | | |
| | black, 2-pole | | | |
| **Female plug, PUSH IN** | orange, 3-pole | BLF 5.08/03/180 SN OR BX | 120 | **1013690000** |
| | black, 3-pole | BLF 5.08/03/180 SN BK BX | 120 | **1013440000** |
| **Note** | | | | |

## Accessories

| Cross connection 2-pole (pluggable) | | Type | Qty. | Order No |
|---|---|---|---|---|
| | red | ZQV 2.5N/2 RT | 60 | **1717900000** |
| | blue | ZQV 2.5N/2 BL | 60 | **1717990000** |
| | yellow | ZQV 2.5N/2 GE | 60 | **1693800000** |
| **Other accessories** | | | | |
| Coding element | black | BLZ-KO SW | 50 | **1545710000** |
| Screw cap | | CAP WAVEBOX L22.5/17.5 | 20 | **8428120000** |
| Self-assembly PCB | | | | |
| **Note** | | Full housing available as set on request. | | |



«ЭЛЕКТРО-ПРОФИ» - http://www.ep.ru

## WAVEBOX

A WBL 45 FH housing consists of:
- 1 housing base part with clip-on foot
- 1 top part
- 4 male connectors
- 1-4 female connectors

## Description

The male headers (in left and right versions depending on the construction) are soldered onto the PCB and then snapped into the head piece. This unit is then inserted in the bottom section. A proper connection is ensured by the integrated anti-twist protection.

Caps can be used to cover the unused ports. Female plugs are available in different versions (screw or spring connection) and can be coded.

Only one tool is needed to open up the top.

The usable surface on the PCB is more than 8000 mm²

## Dimensional drawing

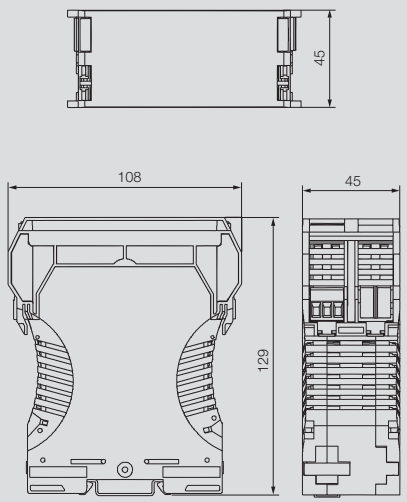


## WAVEBOX L 45 FH



## Technical data

| General data | | |
|---|---|---|
| Dimensions W x L x H (w. TS35 x 7.5) | mm | 45 / 108 / 129 |
| Dimensions W x L x H (w. TS32) | | |
| No. of connections | total | 12 |
| | left / right / top | 6 / 6 |
| Access for calibration | | detachable top plate |
| Max. power loss | | 7 W /40°C (Horizontal mounting on terminal rail) |
| Number of PCB per module | | 1 |
| Thickness of PCB | | 1.0 (± 0.2) mm |
| Ingress predection class | | IP 20 |
| Tightening torque range | | 0.4…0.5 Nm |
| Pollution severity | | |
| Material | | PC |
| Flammability class UL 94 | | V0 |
| Colour of insulating material | | Head piece is grey (similar to RAL 7035)/Bottom section is grey (similar to RAL 7039) |

| Clampable conductors (H05V/H07V) | | Clamp. yoke connection | Tension clamp connection |
|---|---|---|---|
| Solid | mm² | 0.2…2.5 | 0.2…2.5 |
| Flexible | mm² | 0.2…2.5 | 0.2…2.5 |
| Max. conductor AWG | | AWG 26…AWG 12 | AWG 26…AWG 12 |
| **Note** | | | |

## Ordering data

| Individual parts | | Type | Qty. | Order No |
|---|---|---|---|---|
| **Bottom section with snap-on foot** | cannot be cross-conn. | | | |
| | can be cross-connected | WBL 45 BU QV GY | 10 | **1964650000** |
| **Top part with transparent top plate mounted** | | WBL 45 TU GY | 10 | **1964660000** |
| **Ordering data connection method** | | | | |
| **Pin block, 3-pole** | orange, right | SLEH 5.08/3 RE22.5 2.4 SN OR BX | 100 | **8426620000** |
| | orange, left | SLEH 5.08/3 LI22.5 2.4 SN OR BX | 100 | **8426630000** |
| **Pin block, 2-pole** | orange, right | | | |
| | orange, left | | | |
| **Socket block, clamp. yoke conn.** | orange, 3-pole | BLZ 5.08/03/180 SN OR BX | 100 | **1526560000** |
| | black, 3-pole | BLZ 5.08/03/180 SN BK BX | 100 | **1526510000** |
| | orange, 2-pole | | | |
| | black, 2-pole | | | |
| **Socket block , tension clamp connection** | orange, 3-pole | BLZF 5.08/03/180 SN OR BX | 100 | **1707470000** |
| | black, 3-pole | BLZF 5.08/03/180 SN BK BX | 100 | **1707700000** |
| | orange, 2-pole | | | |
| | black, 2-pole | | | |
| **Female plug, PUSH IN** | orange, 3-pole | BLF 5.08/03/180 SN OR BX | 120 | **1013690000** |
| | black, 3-pole | BLF 5.08/03/180 SN BK BX | 120 | **1013440000** |
| **Note** | | | | |

## Accessories

| Cross connection 2-pole (pluggable) | | Type | Qty. | Order No |
|---|---|---|---|---|
| | red | ZQV 2.5N/2 RT | 60 | **1717900000** |
| | blue | ZQV 2.5N/2 BL | 60 | **1717990000** |
| | yellow | ZQV 2.5N/2 GE | 60 | **1693800000** |
| **Other accessories** | | | | |
| Coding element | black | BLZ-KO SW | 50 | **1545710000** |
| Screw cap | | CAP WAVEBOX L22.5/17.5 | 20 | **8428120000** |
| Self-assembly PCB | | | | |
| **Note** | | Full housing available as set on request. | | |



«ЭЛЕКТРО-ПРОФИ» - http://www.ep.ru

# OMNIMATE Housing
# MICROBOX / TERMINALBOX

The MICROBOX and TERMINALBOX series of small housings are the perfect solution for miniature sliced applications or for the protective circuitry used in connection with terminal blocks.

Up to 6 wires can be connected using the integrated (but high-performance) clamping-yoke screw or tension-clamp wire connection mechanisms.

Because of its closed construction, each individual MICROBOX is finger-safe. The TERMINALBOX can be aligned side-by-side without end or closed off using an end plate.

Pluggable cross-connectors from our terminal block line allow simple, safe power distribution of up to 32 A.



**Secure contacts**

The TERMINALBOX MCZ 1.5 can optionally be equipped with a contact element that automatically establishes contact with the rail when the housing is snapped on.





**Compact integration**

With a width of only 6.00 mm, the TERMINALBOX MCZ 1.5 provides enough space for a miniature circuit board and 5 tension clamp connection for wires up to 1.5 mm².



**Seamlessly connected**

High-power cross-connectors allow power (up to 32 A) to be easily and quickly distributed on up to three levels.



«ЭЛЕКТРО-ПРОФИ» - http://www.ep.ru



### Easy to operate

The transparent hinged covers make adjustments simple (for example, using DIP switches). Labelling is also possible.

### Connect reliably

The MICROBOX provides a permanent, secure clamp connection for 6 wires up to 2.5 mm² (MHS 6 with clamping yoke screw connection) or up to 1.5 mm² (MHZ 6 with tension-clamp spring connection).

### MICROBOX MHS 6



Miniature sliced-section housing in 6.1 mm width A total of 6 clamping yoke screw connections (for 2.5 mm² wires) can be manually or selectively wave soldered.

### MICROBOX MHZ 6



Miniature sliced-section housing in 6.1 mm width A total of 6 tension clamp connection (for 1.5 mm² wires) can be manually or selectively wave soldered.

### TERMINALBOX MCZ 1.5



Terminal-block-format open housings with tension clamp connection for wires up to 1.5 mm². A total of 5 connection elements can be manually or selectively wave soldered.



«ЭЛЕКТРО-ПРОФИ» - http://www.ep.ru

# MICROBOX / TERMINALBOX
## Technical data

### MICROBOX 6

**1 miniature housing 6 - consists of:**
**screw connection**
- 1 terminal carrier for TS35
- 2 horizontal busbars
- 4 vertical busbars
- 6 clamping yoke units
- 1 housing cover

tension clamp connection
- 1 terminal carrier for TS35
- 2 busbars, long version
- 4 current bars, short version
- 1 housing cover

### MHS 6
**Screw connection**



### MHZ 6
**Tension clamp connection**



## Technical data

| General data | | MHS 6 | MHZ 6 |
|---|---|---|---|
| Dimensions W x L x H (w. TS35 x 7.5) | mm | 6.1 / 88 / 97.8 | 6.1 / 92 / 97.8 |
| No. of connections | total | 6 | 6 |
| Access for calibration | | | |
| Shielding | | not available | not available |
| Contact to the mounting rail | | | |
| Number of PCB per module | | 1 | 1 |
| PCB-connection | | soldered connection, directly | soldered connection, directly |
| Thickness of PCB | | 0.5 … 1.0 mm | 0.5 … 1.0 mm |
| Ingress protection class | | IP 20 | IP 20 |
| Tightening torque range | | 0.4…0.6 Nm | 0.4…0.6 Nm |
| Stripping length | | 7 mm | 6 mm |
| Pollution severity | | 2 | 2 |
| Material | | PA | PA |
| Flammability class UL 94 | | V0 | V0 |
| Colour of insulating material | | grey | grey |
| **Clampable conductors (H05V/H07V)** | | **Screw connection** / **Tension clamp connection** | **Screw connection** / **Tension clamp connection** |
| Solid | $mm^2$ | 0.2…2.5 | 0.2…1.5 |
| Flexible | $mm^2$ | 0.2…2.5 | 0.2…1.5 |
| Max. conductor AWG | | AWG 28…AWG 14 | AWG 26…AWG 16 |
| Plug gauge to 60947-1 | | | |
| **Note** | | | |

## Ordering data

| Individual parts | | Type | Qty. | Order No | Type | Qty. | Order No |
|---|---|---|---|---|---|---|---|
| **For mounting rail TS35** | with connection element | MHS 6 | 10 | **1925740000** | MHZ 6 | 10 | **1925760000** |
| | for connection element | EBGH MSA ZB | 50 | **2277700000** | EBGH MSA ZF | 50 | **2277710000** |
| | for mounting rail contact, for connection element | | | | | | |
| **For mounting rail TS32** | with connection element | | | | | | |
| **Frame for TS35** | | | | | | | |
| **Frame for TS35** | for connection element | | | | | | |
| **Frame for TS32** | | | | | | | |
| **Top part** | open | | | | | | |
| | closed | | | | | | |
| **Current bars (w. tension clamp)** | short version | | | | SMSE FE MSA | 1 | **2279350000** |
| | long version | | | | SMSE2 ZF MSD | 1 | **2277000000** |
| **Current bars** | horizontal | SMSE MSA ZB | 1 | **4286620000** | | | |
| | vertical | SMSE 1 MSD ZB | 1 | **4060540000** | | | |
| **Clamp. yoke unit** | clamp. yoke + screw | ZBSC DLI2.5/M2.5X6 | 1 | **1919670000** | | | |
| **Screw** | | | | | | | |
| **Clamping yoke** | | | | | | | |
| **Mounting rail contact** | | | | | | | |
| **Housing cover** | | GHDE MSA ZB FR 12 | 1 | **2279280000** | GHDE MSA ZF | 1 | **2279300000** |
| **Note** | | | | | | | |

## Accessories

| End plate | Type | Qty. | Order No | Type | Qty. | Order No |
|---|---|---|---|---|---|---|
| Cross-connection | ZQV 4N/2 RT | 60 | **1793950000** | ZQV 4N/2 RT | 60 | **1793950000** |
| | ZQV 4N/2 BL | 60 | **1793960000** | ZQV 4N/2 BL | 60 | **1793960000** |
| | ZQV 4N/2 GE | 60 | **1758250000** | ZQV 4N/2 GE | 60 | **1758250000** |
| **Note** | Full housing available as set on request. | | | Full housing available as set on request. | | |



«ЭЛЕКТРО-ПРОФИ» - http://www.ep.ru

## MCZ 1.5

The transparent hinged top plate is used for labelling and calibration. Maximum equipment level requires 2 short and 3 long current bars. The space available and the number of connections can be doubled using the frame. CAD drawings that ease the production of layouts and equipping of boards (details of blocked area, max. component heights, pads, etc.), are available on request. The MCZ housing kit consists of:

- 1 terminal holder
- 1 top plate
- 1-5 current bars with tension clamp
- 1 end plate (if required)

## MCZ 1.5

**Tension clamp connection**



## Technical data

| General data | | |
|---|---|---|
| Dimensions W x L x H (w. TS35 x 7.5) | mm | 6 / 91.3 / 63.5 |
| No. of connections | total | 5 |
| Access for calibration | | Movable top plate |
| Shielding | | not available |
| Contact to the mounting rail | | Earthing-contact |
| Number of PCB per module | | 1 |
| PCB-connection | | soldered connection, directly |
| Thickness of PCB | | 1.0 (+ 0.2) mm |
| Ingress protection class | | IP 20 |
| Tightening torque range | | |
| Stripping length | | 6 mm |
| Pollution severity | | 3 |
| Material | | PA |
| Flammability class UL 94 | | V0 |
| Colour of insulating material | | beige/black |
| **Clampable conductors (H05V/H07V)** | **Screw connection** | **Tension clamp connection** |
| Solid | | 0.2…1.5 |
| Flexible | | 0.2…1.5 |
| Max. conductor AWG | | AWG 26…AWG 16 |
| Plug gauge to 60947-1 | | |
| **Note** | | |

## Ordering data

| Individual parts | | Type | Qty. | Order No |
|---|---|---|---|---|
| **For mounting rail TS35** | with connection element | MCZ 5 | 10 | **8857560000** |
| | for connection element | GH MCZ1.5 | 1 | **2224220000** |
| | for mounting rail contact, for connection element | GH MCZUE1.5/UE | 1 | **2312290000** |
| **For mounting rail TS32** | with connection element | | | |
| **Frame for TS35** | | RA MCZ1.5 | 25 | **2224240000** |
| **Frame for TS35** | for connection element | | | |
| **Frame for TS32** | | | | |
| **Top part** | open | KOPL MCZ1.5 | 18 | **2224040000** |
| | closed | | | |
| **Current bars (w. tension clamp)** | short version | SMSE KU FE MCZ 1.5 | 1 | **2224390000** |
| | long version | SMSE LN FE MCZ 1.5 | 1 | **2224380000** |
| **Current bars** | horizontal | | | |
| | vertical | | | |
| **Clamp. yoke unit** | clamp. yoke + screw | | | |
| **Screw** | | | | |
| **Clamping yoke** | | | | |
| **Mounting rail contact** | | SMSE FE MCZ 1.5/PE | 100 | **1003280000** |
| | | | | |
| **Housing cover** | | | | |
| **Note** | | | | |

## Accessories

| End plate | Type | Qty. | Order No |
|---|---|---|---|
| | AP MCZ1.5 | 50 | **8389030000** |
| Cross-connection | ZQV 4N/2 RT | 60 | **1793950000** |
| | ZQV 4N/2 BL | 60 | **1793960000** |
| | ZQV 4N/2 GE | 60 | **1758250000** |
| **Note** | Full housing available as set on request. | | |



«ЭЛЕКТРО-ПРОФИ» - http://www.ep.ru

# OMNIMATE Housing RS
# Profile housing

**Flexible – more flexible – Profilform**

Build housing in profile form – the flexible modular system of coloured and transparent PVC profiles and carrier modules the perfect combination of any mounting utilising standard pitches and precisely cut to length, this creates the perfect balance between flexibility and efficiency: The modular approach is ideal for assemblies with high space requirements and is particularly suited for small quantities or variable widths.



**Flexible covers**

See-through covers in various heights protect assemblies even with high components safely.



**Flexible installation**

Extruded profiles can take several modules next to each other. Depending on the type of circuit boards can be installed on two different levels.



«ЭЛЕКТРО-ПРОФИ» - http://www.ep.ru

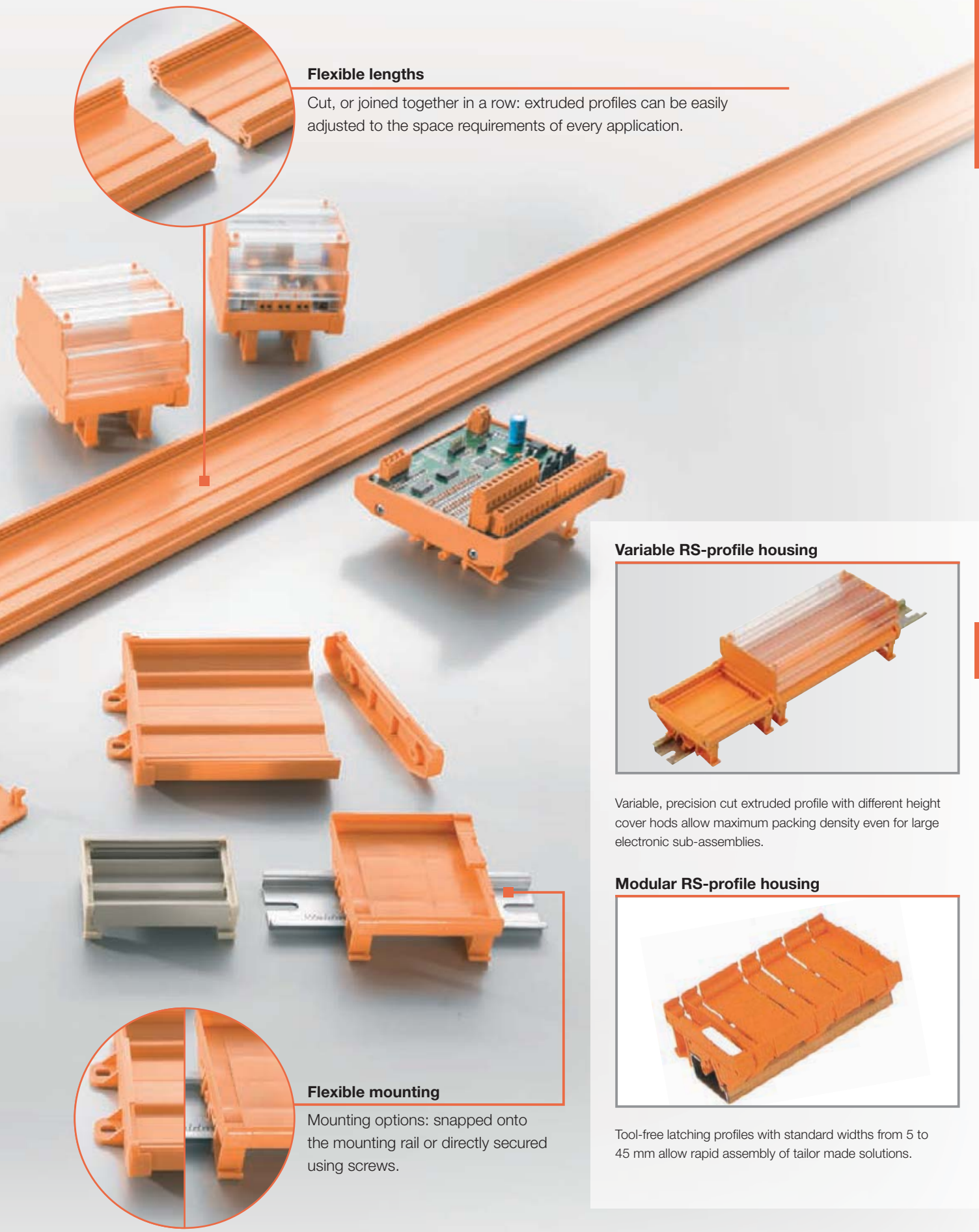

**Flexible lengths**

Cut, or joined together in a row: extruded profiles can be easily adjusted to the space requirements of every application.

**Flexible mounting**

Mounting options: snapped onto the mounting rail or directly secured using screws.

### Variable RS-profile housing



Variable, precision cut extruded profile with different height cover hods allow maximum packing density even for large electronic sub-assemblies.

### Modular RS-profile housing



Tool-free latching profiles with standard widths from 5 to 45 mm allow rapid assembly of tailor made solutions.



«ЭЛЕКТРО-ПРОФИ» - http://www.ep.ru

# OMNIMATE Housing RS
# Profile housing

RS profile housings can be snapped on to DIN rails or mounted directly. They are available in six widths. The extruded profiles can be cut to length or joined together in modules and are ideal for low volume, special assemblies or test set-ups. Fitted transparent hoods are used to protect the components.

| Width | Type | Construction/Width of circuit board | Catalogue pages |
|---|---|---|---|
| 45 mm | RS 45 | Variable / 42 mm | I.52 |
| 70 mm | RS 70 | Modular / 67.8 mm | I.53 |
| 87 mm | RS 80 | Variable / 67.8 mm | I.54 |
| 86 mm | RS 90 | Variable / 79.8 mm | I.55 |
| 109 mm | RS 100 | Variable / 100 mm | I.56 |
| 130.8 mm | RS 122 | Variable / 122 mm | I.57 |

| Colour |
|---|
| Similar to RAL 9011 |
| Similar to RAL 7024 |
| Similar to RAL 2000 |





«ЭЛЕКТРО-ПРОФИ» - http://www.ep.ru

| Housing variants | Description / Type | Design options |
|---|---|---|
| **RS 45** | **RS extruded profile 45 mm variable** | |
|  | **Features:**<br>• Width 45 mm<br>• Circuit board width: 42 mm<br>• Number of circuit boards (max.): 1<br>• Protection class (max.): IP 00 | • Can be shortened to any length<br>• Rail mounted<br>• Direct mount [2])<br>• machinable |
| **RS 70** | **RS extruded profile 70 mm modular** | |
|  | **Features:**<br>• Width 70 mm<br>• Circuit board width: 67.8 mm<br>• Number of circuit boards (max.): 1<br>• Protection class (max.): IP 00 | • Can be aligned side-by-side without any tools<br>• Rail mounted |
| **RS 80** | **RS extruded profile 80 mm variable** | |
|  | **Features:**<br>• Width 87 mm<br>• Circuit board width: 67.8 mm<br>• Number of circuit boards (max.): 1<br>• Protection class (max.): IP 20<br>• Markable | • Can be shortened to any length<br>• Rail mounted<br>• Direct mount [2])<br>• Transparent hood (opt.)<br>• machinable |
| **RS 90** | **RS extruded profile 90 mm variable** | |
|  | **Features:**<br>• Width 86 mm<br>• Circuit board width: 79.8 mm<br>• Number of circuit boards (max.): 1<br>• Protection class (max.): IP 00 | • Can be shortened to any length<br>• Rail mounted<br>• Direct mount [2])<br>• machinable |
| **RS 100** | **RS extruded profile 100 mm variable** | |
|  | **Features:**<br>• Width 109 mm<br>• Circuit board width: 100 mm<br>• Number of circuit boards (max.): 1<br>• Protection class (max.): IP 20 | • Can be shortened to any length<br>• Rail mounted<br>• Direct mount [2])<br>• Transparent hood (opt.)<br>• machinable |
| **RS 122** | **RS extruded profile 122 mm variable** | |
|  | **Features:**<br>• Width 130.8 mm<br>• Circuit board width: 122 mm<br>• Number of circuit boards (max.): 2<br>• Protection class (max.): IP 00 | • Can be shortened to any length<br>• Rail mounted<br>• machinable |

pad printing, 123 markable, machinable, 2) Screw mount



«ЭЛЕКТРО-ПРОФИ» - http://www.ep.ru

# Profile housing
# Technical data

## RS 45

Chassis plus 4 screws available in two versions:
Rail-mounted version
- 2 end plates for rail mounting
- 1 extruded profile, Direct-mount version
- 2 end plates for direct mounting
- 1 extruded profile

## Description

3 heights are available for cover profile and end plates:
TS-mounting:
TS32 = 45 mm, TS35x7.5 = 40.5 mm
Direct mounting: 24 mm

Dimensions of PCB
Thickness: 1.6 (±0.2) mm, width:
42 (+0.5) mm
Size of RS segment = PCB length - 4.5 mm
Size of ADP segment = PCB length - 1 mm
Example:
PCB length 160 mm,
RS = 155.5 mm, ADP = 159 mm

## Dimensioned drawing

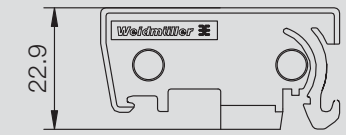

AP RS45/L DI

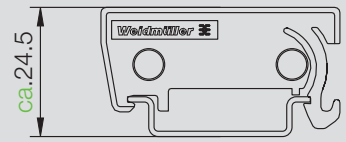

AP RS45/LI

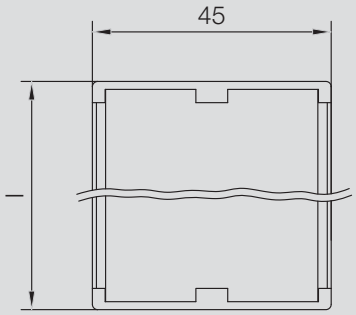


## RS 45



## Technical data

| General data | |
|---|---|
| Number of PCB per module | 1 |
| Thickness of PCB | 1.6 (± 0.2) mm |
| Material | PVC/PA |
| Flammability class UL 94 | V2 |
| Colour of insulating material | beige |
| **Note** | |

## Ordering data

| Extruded profile | | Type | | Qty. | Order No. |
|---|---|---|---|---|---|
| 2000 mm | orange | RF RS 45 OR 2000 | V0 | 1 | **4340430000** |
| 2000 mm | grey | PF RS 45 GR 2000 | V0 | 1 | **4027750000** |
| 1000 mm | grey | PF RS 45 GR 1000 | V0 | 10 | **8140880000** |
| 155 mm | orange | | | | |
| **Intermediate piece** | | | | | |
| 5 mm | | | | | |
| 15 mm | | | | | |
| 25 mm | | | | | |
| 30 mm | | | | | |
| 45 mm | | | | | |
| **End plate w. locking foot** | | | | | |
| Without cover | grey, left version | AP 45/LI | V2 | 20 | **8143910000** |
| | grey, right-hand version | AP 45/RE | V2 | 20 | **8143900000** |
| | orange, left version | AP 45/LI OR | V2 | 20 | **1011590000** |
| | orange, right-hand version | AP 45/RE OR | V2 | 20 | **1011600000** |
| **Locking foot** | | | | | |
| | orange | | | | |
| | grey | | | | |
| With marking facilities | left version | | | | |
| | right version | | | | |
| Without marking facilities | left version | | | | |
| | right version | | | | |
| Central | intermediate foot | | | | |
| **End plate for direct mounting** | | | | | |
| Without cover | grey, left version | AP 45/LI DI | V2 | 20 | **8140870000** |
| | grey, right version | AP 45/RE DI | V2 | 20 | **8140860000** |
| | orange | | | | |
| | grey | | | | |
| For medium-high cover profile | orange | | | | |
| | grey | | | | |
| For high cover profile | orange | | | | |
| | grey | | | | |
| **End plate for mounting rail installation** | | | | | |
| Without cover | orange | | | | |
| | grey | | | | |
| For medium-high cover profile | orange | | | | |
| | grey | | | | |
| For high cover profile | orange | | | | |
| | grey | | | | |
| Cover profile 1000 mm | Medium-high | ADP 1/HP1 1M | V2 | 1 | **0485200000** |
| | high | | | | |
| Screws | | LKSC M2.9x13VZ | | 100 | **4011200000** |
| **Note** | | Other lengths on request. | | | |



«ЭЛЕКТРО-ПРОФИ» - http://www.ep.ru

## RS 70

Chassis Form:
Rail-mounted version
- 1 clip-on foot left
- 1 clip-on foot right
- 1 or more intermediate pieces
- 1 clip-on foot centre if required

## Description

Height: TS32 = 33.5 mm, TS35x7.5 = 29 mm

Dimensions of PCB:
Thickness: 1.6 (± 0.2) mm
Length: 67.8 (- 0.2) mm
Width of intermediate piece = PCB width - 2x9mm (snap-on feet)

Example:
PCB width = 68 mm
Width of intermediate piece = 50 mm
Intermediate piece 2x ZW 25 RS or
ZW 45 RS + ZW 5 RS

## Dimensioned drawing

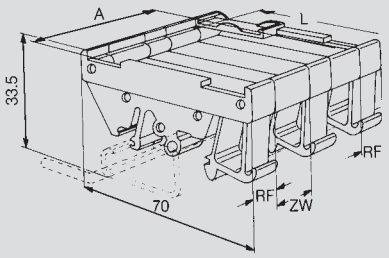


## RS 70



## Technical data

| General data | |
|---|---|
| Number of PCB per module | 1 |
| Thickness of PCB | 1.6 (± 0.2) mm |
| Material | PA |
| Flammability class UL 94 | V2 |
| Colour of insulating material | orange |
| **Note** | |

## Ordering data

| Extruded profile | | Type | Qty. | Order No. |
|---|---|---|---|---|
| 2000 mm | orange | | | |
| 2000 mm | grey | | | |
| 1000 mm | grey | | | |
| 155 mm | orange | | | |
| **Intermediate piece** | | | | |
| 5 mm | | ZW 5 RS OR | 20 | **0119760000** |
| 15 mm | | ZW 15 RS OR | 20 | **0119860000** |
| 25 mm | | ZW 25 RS OR | 20 | **0126160000** |
| 30 mm | | ZW 30 RS OR | 20 | **0119960000** |
| 45 mm | | ZW 45 RS OR | 20 | **0120060000** |
| **End plate w. locking foot** | | | | |
| Without cover | grey, left version | | | |
| | grey, right version | | | |
| **Locking foot** | | | | |
| | orange | | | |
| | grey | | | |
| With marking facilities | left version | | | |
| | right version | RF RS 70 RE/A3/M.BEZ | 20 | **0119560000** |
| Without marking facilities | left version | RF RS 70 LI/A2/O.SG | 20 | **0119660000** |
| | right version | RF RS 70 RE/A4/O.BEZ | 20 | **0126260000** |
| Central | Intermediate foot | RF RS 70 MI/A6 | 20 | **0213760000** |
| **End plate for direct mounting** | | | | |
| Without cover | grey, left version | | | |
| | grey, right version | | | |
| | orange | | | |
| | grey | | | |
| For medium-high cover profile | orange | | | |
| | grey | | | |
| For high cover profile | orange | | | |
| | grey | | | |
| **End plate for mounting rail installation** | | | | |
| Without cover | orange | | | |
| | grey | | | |
| For medium-high cover profile | orange | | | |
| | grey | | | |
| For high cover profile | orange | | | |
| | grey | | | |
| Cover profile | Medium-high | | | |
| | high | | | |
| Screws | | | | |
| **Note** | | | | |

I



«ЭЛЕКТРО-ПРОФИ» - http://www.ep.ru

# Profile housing
# Technical data

## RS 80

Chassis plus 4 screws available in two versions:
Rail-mounted version
- 2 end plates for rail mounting
- 2 or more clip-on feet
- 1 extruded profile
- 1 cover profile (if required) Direct-mount version
- 2 end plates for direct mounting
- 1 extruded profile
- 1 cover profile (if required)

## Description

3 heights are available for cover profile and end plates:
Rail mounting without cover:
TS32 = 45 mm, TS35x7.5 = 40.5 mm
Rail mounting with low cover:
TS32 = 72 mm, TS35x7.5 = 67.5 mm
Rail mounting with high cover:
TS32 = 91 mm, TS35x7.5 = 86.5 mm
Direct mounting without/low/high cover:
17 / 44 / 63 mm

Dimensions of PCB
Thickness: 1.6 (±0.2) mm, width:
67.8 (+0.2) mm
Size of RS segment = PCB length - 4.5 mm
Size of ADP segment = PCB length - 2 mm
Example:
PCB length 160 mm
RS = 155.5 mm, ADP = 158 mm

## Dimensioned drawing

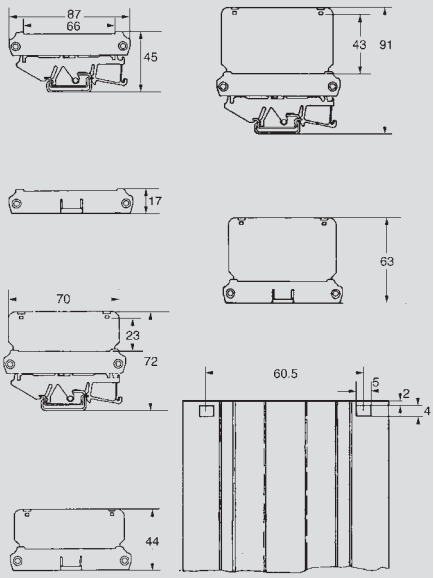


## RS 80



## Technical data

| General data | |
|---|---|
| Number of PCB per module | 1 |
| Thickness of PCB | 1.6 (± 0.2) mm |
| Material | PVC/PA |
| Flammability class UL 94 | V0 |
| Colour of insulating material | orange |
| **Note** | |

## Ordering data

| Extruded profile | | Type | | Qty. | Order No. |
|---|---|---|---|---|---|
| 2000 mm | orange | PF RS 80 OR 2000MM | V0 | 1 | **4157440000** |
| 2000 mm | grey | PF RS 80 GR 2000MM | V0 | 1 | **4183130000** |
| 1000 mm | grey | | | | |
| 155 mm | orange | | | | |
| **Intermediate piece** | | | | | |
| 5 mm | | | | | |
| 15 mm | | | | | |
| 25 mm | | | | | |
| 30 mm | | | | | |
| 45 mm | | | | | |
| **End plate w. locking foot** | | | | | |
| Without cover | grey, left version | AP RF80 LI | V2 | 20 | **8156210000** |
| | grey, right version | AP RF80 RE | V2 | 20 | **8156200000** |
| **Locking foot** | | | | | |
| | orange | RF 180 | | 20 | **1324460000** |
| | grey | RF 180 GR | V2 | 20 | **1773400000** |
| With marking facilities | left version | | | | |
| | right version | | | | |
| Without marking facilities | left version | | | | |
| | right version | | | | |
| Central | Intermediate foot | | | | |
| **End plate for direct mounting** | | | | | |
| Without cover | grey, left version | | | | |
| | grey, right version | | | | |
| | orange | AP 80 D | V2 | 20 | **1324360000** |
| | grey | | | | |
| For medium-high cover profile | orange | AP 85 D | V2 | 20 | **1411060000** |
| | grey | | | | |
| For high cover profile | orange | AP 86 D | V2 | 20 | **1411160000** |
| | grey | | | | |
| **End plate for mounting rail installation** | | | | | |
| Without cover | orange | AP 80 | V2 | 20 | **1324260000** |
| | grey | AP 80 | V2 | 20 | **8320300000** |
| For medium-high cover profile | orange | AP 85 | V2 | 20 | **1410860000** |
| | grey | | | | |
| For high cover profile | orange | AP 86 | | 20 | **1410960000** |
| | grey | | | | |
| Cover profile 1000 mm | Medium-high | ADP 5 | V2 | 1 | **4167150000** |
| 1000 mm | high | ADP 6 | V2 | 1 | **4167160000** |
| Screws | | LKSC M2.9x13VZ | | 100 | **4011200000** |
| **Note** | | Other lengths on request. | | | |



«ЭЛЕКТРО-ПРОФИ» - http://www.ep.ru

## RS 90

Chassis plus 4 screws available in two versions:
- 2 end plates
- 2 or more clip-on feet
- 1 extruded profile

## Description

Dimensions of PCB
Thickness: 1.6 (±0.2) mm, width: 79.8 (+0.2) mm
Size of RS segment = PCB length - 4.5 mm
Example:
PCB length 160 mm
RS = 155.5 mm

## Dimensioned drawing

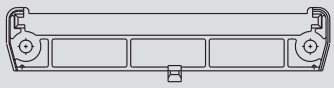

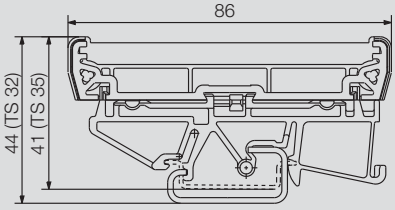


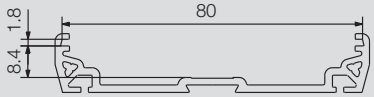


## RS 90



## Technical data

| General data | |
|---|---|
| Number of PCB per module | 1 |
| Thickness of PCB | 1.6 (± 0.2) mm |
| Material | PVC/PA |
| Flammability class UL 94 | V0 |
| Colour of insulating material | orange |
| **Note** | |

## Ordering data

| Extruded profile | | Type | | Qty. | Order No. |
|---|---|---|---|---|---|
| 2000 mm | orange | PF RS 90 OR 2000MM | V0 | 1 | **4053240000** |
| 2000 mm | grey | PF RS 90 GR 2000MM | V0 | 1 | **4051810000** |
| 1000 mm | grey | | | | |
| 155 mm | orange | | | | |
| **Intermediate piece** | | | | | |
| 5 mm | | | | | |
| 15 mm | | | | | |
| 25 mm | | | | | |
| 30 mm | | | | | |
| 45 mm | | | | | |
| **End plate w. locking foot** | | | | | |
| Without cover | grey, left version | | | | |
| | grey, right version | | | | |
| **Locking foot** | | | | | |
| | orange | RF 180 | V2 | 20 | **1324460000** |
| | grey | RF 180 GR | V2 | 20 | **1773400000** |
| With marking facilities | left version | | | | |
| | right version | | | | |
| Without marking facilities | left version | | | | |
| | right version | | | | |
| Central | Intermediate foot | | | | |
| **End plate for direct mounting** | | | | | |
| Without cover | grey, left version | | | | |
| | grey, right version | | | | |
| | orange | | | | |
| | grey | | | | |
| For medium-high cover profile | orange | | | | |
| | grey | | | | |
| For high cover profile | orange | | | | |
| | grey | | | | |
| **End plate for mounting rail installation** | | | | | |
| Without cover | orange | AP 90 OR | V2 | 20 | **1961880000** |
| | grey | AP 90 GR | V2 | 20 | **1961890000** |
| For medium-high cover profile | orange | | | | |
| | grey | | | | |
| For high cover profile | orange | | | | |
| | grey | | | | |
| Cover profile | Medium-high | | | | |
| | high | | | | |
| Screws | | LKSC M2.9x13VZ | | 100 | **4011200000** |
| **Note** | | Other lengths on request. | | | |



«ЭЛЕКТРО-ПРОФИ» - http://www.ep.ru

# Profile housing
# Technical data

## RS 100

Chassis plus 4 screws available in two versions:
Rail-mounted version
- 2 end plates for rail mounting
- 2 or more clip-on feet
- 1 extruded profile
- 1 cover profile (if required) Direct-mount version
- 2 end plates for direct mounting
- 1 extruded profile
- 1 cover profile (if required)

## Description

3 heights are available for cover profile and end plates:
Rail mounting without cover:
TS32 = 45 mm, TS35x7.5 = 40.5 mm
Rail mounting with low cover:
TS32 = 89 mm, TS35x7.5 = 84.5 mm
Rail mounting with high cover:
TS32 = 121 mm, TS35x7.5 = 116.5 mm
Direct mounting without/low/high cover:
24 / 69 / 99 mm

Dimensions of PCB
Thickness: 1.6 (±0.2) mm, width:
100 (+0.5) mm
Size of RS segment = PCB length - 4.5 mm
Size of ADP segment = PCB length - 1 mm
Example:
PCB length 160 mm
RS = 155.5 mm, ADP = 159 mm

## Dimensioned drawing

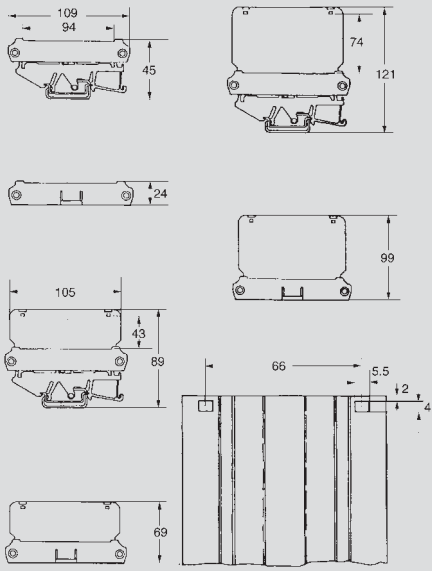


## RS 100



## Technical data

| General data | |
|---|---|
| Number of PCB per module | 1 |
| Thickness of PCB | 1.6 (± 0.2) mm |
| Material | PVC/PA |
| Flammability class UL 94 | V0 |
| Colour of insulating material | orange / grey (Black on request) |
| **Note** | |

## Ordering data

| Extruded profile | | Type | | Qty. | Order No. |
|---|---|---|---|---|---|
| 2000 mm | orange | PF RS 100 OR 2000MM A.1 | V0 | 1 | **4144870000** |
| 2000 mm | grey | PF RS 100 GR 2000MM A.1 | V0 | 1 | **4010870000** |
| 100 0mm | grey | | | | |
| 155 mm | orange | PF RS 100 A.1 OR 155.5 | V0 | 25 | **4148400000** |
| **Intermediate piece** | | | | | |
| 5 mm | | | | | |
| 15 mm | | | | | |
| 25 mm | | | | | |
| 30 mm | | | | | |
| 45 mm | | | | | |
| **End plate w. locking foot** | | | | | |
| Without cover | grey, left version | | | | |
| | grey, right version | | | | |
| **Locking foot** | | | | | |
| | orange | RF 180 | V2 | 20 | **1324460000** |
| | grey | RF 180 GR | V2 | 20 | **1773400000** |
| With marking facilities | left version | | | | |
| | right version | | | | |
| Without marking facilities | left version | | | | |
| | right version | | | | |
| Central | Intermediate foot | | | | |
| **End plate for direct mounting** | | | | | |
| Without cover | grey, left version | | | | |
| | grey, right version | | | | |
| | orange | AP 100 D | V2 | 20 | **1185160000** |
| | grey | | | | |
| For medium-high cover profile | orange | AP 110 D | V2 | 10 | **1185360000** |
| | grey | | | | |
| For high cover profile | orange | AP 111 D | V2 | 10 | **1185560000** |
| | grey | | | | |
| **End plate for mounting rail installation** | | | | | |
| Without cover | orange | AP 100 | V2 | 20 | **1185060000** |
| | grey | | | | |
| For medium-high cover profile | orange | AP 110 | V2 | 10 | **1185260000** |
| | grey | | | | |
| For high cover profile | orange | AP 111 | V2 | 10 | **1185460000** |
| | grey | | | | |
| Cover profile 2000 mm | Medium-high | ADP 10 | V2 | 1 | **4169320000** |
| 2000 mm | high | ADP 11 | V2 | 1 | **4169330000** |
| Screws | | PTSC KB40X14 | | 100 | **4019420000** |
| **Note** | | Other lengths on request. | | | |



«ЭЛЕКТРО-ПРОФИ» - http://www.ep.ru

## RS 122

Housing construction (plus 4 screws):
available as a rail mounting version
(TS mounting)
- 2 end plates for rail mounted assembly with locking foot
- 2 or more locking feet
- additional intermediate foot
- 1 Extruded profile

### Description

Takes PCB in 2 positions

Dimensions of the PCB
Thickness: 1.6 (±0.2) mm, width: +0.5 mm
i.e. length RS section = PCB length - 5 mm
Example:
PCB length 160 mm,
RS section = 160 mm - 5 mm = 155 mm

### Dimensioned drawing

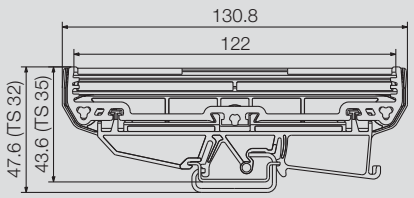


## RS 122



### Technical data

| General data | |
|---|---|
| Number of PCB per module | 1 |
| Thickness of PCB | 1.6 (± 0.2) mm |
| Material | PVC/PA |
| Flammability class UL 94 | V0 |
| Colour of insulating material | orange |
| **Note** | |

### Ordering data

| | | Type | Qty. | Order No. |
|---|---|---|---|---|
| **Extruded profile** | | | | |
| 2000 mm | orange | PF RS 122 OR 2000MM | 10 | **1155940000** |
| 2000 mm | grey | | | |
| 100 0mm | grey | | | |
| 155 mm | orange | | | |
| **Intermediate piece** | | | | |
| 5 mm | | | | |
| 15 mm | | | | |
| 25 mm | | | | |
| 30 mm | | | | |
| 45 mm | | | | |
| **End plate w. locking foot** | | | | |
| Without cover | grey, left version | | | |
| | grey, right version | | | |
| **Locking foot** | | | | |
| | orange | RF 108 OR | 20 | **1020690000** |
| | grey | | | |
| With marking facilities | left version | | | |
| | right version | | | |
| Without marking facilities | left version | | | |
| | right version | | | |
| Central | Intermediate foot | | | |
| **End plate for direct mounting** | | | | |
| Without cover | grey, left version | | | |
| | grey, right version | | | |
| | orange | | | |
| | grey | | | |
| For medium-high cover profile | orange | | | |
| | grey | | | |
| For high cover profile | orange | | | |
| | grey | | | |
| **End plate for mounting rail installation** | | | | |
| Without cover | orange, left version | AP RF 122 LI OR | 20 | **1020640000** |
| | orange, right version | AP RF 122 RE OR | 20 | **1020650000** |
| | grey | | | |
| For medium-high cover profile | orange | | | |
| | grey | | | |
| For high cover profile | orange | | | |
| | grey | | | |
| Cover profile | Medium-high | | | |
| | high | | | |
| Screws | | | | |
| **Note** | | Other lengths on request. | | |



«ЭЛЕКТРО-ПРОФИ» - http://www.ep.ru

«ЭЛЕКТРО-ПРОФИ» - http://www.ep.ru

# OMNIMATE Housing Accessories


**OMNIMATE Housing Accessories**

| | |
|---|---|
| Mounting foot | J.2 |
| Identification systems | J.2 |
| Screwdrivers | J.3 |






«ЭЛЕКТРО-ПРОФИ» - http://www.ep.ru

## MTA 45

**Snap-on foot for terminal rail**



The MTA 45 mounting adapter enables many different modules (of at least 48 mm in width) to be securely attached to a terminal rail. The adapter, made of fibreglass-reinforced polyamide, ensures high stability and secure fixity to the terminal rail. It is assembled by simply clipping on, and disassembled by pushing up and tilting the module. No tools are required for this.

### Ordering data

| Snap-on foot for TS 35 | | black |
|---|---|---|
| **Type** | **Qty** | **Order No.** |
| MTA 45 BK | 10 | **1962250000** |

## MOFU

**Mounting foot**



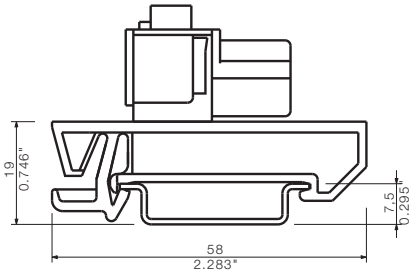


### Ordering data

| Colour | | black |
|---|---|---|
| **Type** | **Qty** | **Order No.** |
| Mounting foot Mofu | 20 | **0646210000** |

## WS 10/5
## WS 12/5

**MultiCard marking**



- WS 10/5 = 10 mm long x 5 mm wide
- WS 12/5 = 12 mm long x 5 mm wide
- Delivered as MultiCard 5 mats with 144 markers

### Ordering data

| Type | Length mm | Order No. |
|---|---|---|
| WS 10/5 | 10 | **1635000000** |
| WS 12/5 | 12 | **1609860000** |



«ЭЛЕКТРО-ПРОФИ» - http://www.ep.ru

## SDI

**VDE-insulated slotted screwdriver**



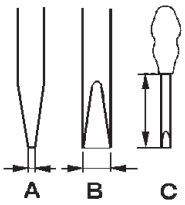


**VDE-insulated slotted screwdriver, SDI**

- DIN 7437, ISO 2380/2
- Output acc. to DIN 5264, ISO 2380/1
- SoftFinish handle

### Ordering data

| Type | Dims (mm) | A | B | C | Order No. |
|---|---|---|---|---|---|
| SDI | | 0,4 | 2,5 | 75 | **9008370000** |
| SDI | | 0,5 | 3,0 | 100 | **9008380000** |
| SDI | | 0,6 | 3,5 | 100 | **9008390000** |
| SDI | | 0,8 | 4,0 | 100 | **9008400000** |
| SDI | | 1,0 | 4,5 | 125 | **9008910000** |
| SDI | | 1,0 | 5,5 | 125 | **9008410000** |
| SDI | | 1,2 | 6,5 | 150 | **9008420000** |
| SDI | | 1,6 | 8,0 | 175 | **9008430000** |

## SD

**Slotted screwdriver with round blade**



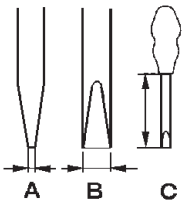


**Slotted screwdriver with round blade, SD**

- DIN 5265, ISO 2380/2
- Output acc. to DIN 5264, ISO 2380/1
- ChromTop tip
- SoftFinish handle

### Ordering data

| Type | Dims (mm) | A | B | C | Order No. |
|---|---|---|---|---|---|
| SD | | 0,4 | 2,5 | 75 | **9009030000** |
| SD | | 0,5 | 3,0 | 80 | **9008320000** |
| SD | | 0,6 | 3,5 | 100 | **9008330000** |
| SD | | 0,8 | 4,0 | 100 | **9008340000** |
| SD | | 0,8 | 4,5 | 125 | **9009020000** |
| SD | | 1,0 | 5,5 | 150 | **9008350000** |
| SD | | 1,2 | 6,5 | 150 | **9009010000** |

### Tension clamp terminal tool

**Tool for PCB terminals with tension clamp connections**



SD 0.6 x 3.5 x 100
(DIN 5264-A)

You do not need any special tool to connect or disconnect our tension clamp connections. The opening is designed to accommodate a standard 0.6 x 3.5 x 100 screwdriver to DIN 5264-A (with flat blade), also available from Weidmüller.

## SDK PH

**Crosshead screwdriver**






**Crosshead screwdriver PH (Philips)**

- SDK PH DIN 5262, ISO 8764/2-PH
- Output acc. to ISO 8764-PH
- ChromTop tip
- SoftFinish grip

**Crosshead screwdriver PZ (Pozidrive)**

- SDK PZ DIN 5262, ISO 8764/2-PZ
- Output acc. to ISO 8764-PZ
- ChromTop tip
- SoftFinish grip

### Ordering data PH

| Type | Dims (mm) | A | B | C | Order No. |
|---|---|---|---|---|---|
| SDK PH0 | 0 | | | 60 | **9008470000** |
| SDK PH1 | 1 | | | 80 | **9008480000** |
| SDK PH2 | 2 | | | 100 | **9008490000** |
| SDK PH3 | 3 | | | 150 | **9008500000** |

### Ordering data PZ

| Type | Dims (mm) | A | B | C | Order No. |
|---|---|---|---|---|---|
| SDK PZ0 | 0 | | | 60 | **9008520000** |
| SDK PZ1 | 1 | | | 80 | **9008530000** |
| SDK PZ2 | 2 | | | 100 | **9008540000** |
| SDK PZ3 | 3 | | | 150 | **9008550000** |





«ЭЛЕКТРО-ПРОФИ» - http://www.ep.ru

«ЭЛЕКТРО-ПРОФИ» - http://www.ep.ru

# Technical appendix

**Technical appendix**


| | |
|---|---|
| Materials | W.2 |
| Derating curve | W.5 |
| IEC clearance and creepage distances | W.6 |
| UL design-in recommendations for 600 V applications | W.10 |
| UL clearance and creepage distances | W.11 |
| SMT design-in recommendations | W.12 |
| Conductors | W.18 |






«ЭЛЕКТРО-ПРОФИ» - http://www.ep.ru

# Insulating materials

Weidmüller uses different insulating materials because of the diverse requirements placed on our products.
The insulating materials do not contain any hazardous substances. The use of cadium-free materials is a very high priority. Our insulating materials contain neither pigments based on heavy metals nor any substances that lead to the formation of dioxin or furan.

| | | Thermoplastics | | |
|---|---|---|---|---|
| **Plastic Abbreviation** | | **Wemid PA66** | **Wemid GF** | **Polyamide PA** |
| | | **Wemid** is a modified thermoplastic, its properties are specially tailored to meet the needs of our cable connectors. Advantages over PA are the improved fire protection and the higher sustained working temperature. WEMID meets the stringent requirements for use in railway carriages according to NF F 16-101. | **Glass-fibre reinforced WEMID** offers excellent dimensional stability and very good mechanical properties. This makes a difference when used as an end bracket. The material falls in the V-0 flammability class according to UL 94. | **Polyamide (PA)** is one of the most widely used engineering plastics. Advantages of this material are its good electrical and mechanical characteristics, its flexibility and resistance to breakage. In addition, PA offers good fire resistance on account of its chemical structure even without the addition of flame retardants. |
| **Description** | | | | |
| | | higher sustained working temperature<br>improved fire resistance<br>halogen-free and phosphor-free flame-retardant material<br>low smoke produced in the event of fire<br>permitted for use in railway applications following NF F 16-101 specifications | excellent dimensional stability<br>very good mechanical characteristics<br>halogen-free flame retardant material | flexible, resistant to breakage<br>good electrical and mechanical characteristics<br>self-extinguishing characteristic<br>halogen-free flame retardant material |
| **Properties** | | | | |
| Specific volume resistance to IEC 60093 | Ω x cm | $10^{12}$ | $10^{15}$ | $10^{12}$ |
| Electric strength to IEC 60243-1 | kV / mm | 25 | 35 | 30 |
| Tracking resistance (A) to IEC 60112 | CTI | 600 | 550 | 600 |
| Upper max. permissible temperature | °C | 120 | 120 | 100 |
| Lower max. permissible temperature, static | °C | –50 | –40 | –50 |
| Flamability class to UL 94 | | V-0 | V-0 | V-2 |
| Fire behaviour to railway standard | | I2 / F2 *) | – | |





«ЭЛЕКТРО-ПРОФИ» - http://www.ep.ru

## Thermoplastics

| Polyamide PAGF | Polybutylene terephthalate PBT | Polybutylene terephthalate PBT (GF) | Polycarbonate PC | Liquid crystal polymer LCP (GF) |
|---|---|---|---|---|
| **Glass-fibre reinforced polyamide (PAGF)** offers excellent dimensional stability and very good mechanical characteristics. This makes a difference when used as an end bracket. As compared to unreinforced PA, this material has flammability rating HB according to UL 94. | **Thermoplastic polyester (PBT)** offers excellent dimensional stability (hence its use in plug connectors) and a high constant operating temperature. Compared to other insulating materials, the creepage-current resistance is lower. | **Thermoplastic polyester (PBT/glass fibre reinforced)** offers excellent dimensional stability (hence its use in plug connectors) and a high constant operating temperature. Compared to other insulating materials, the creepage-current resistance is lower. | **Polycarbonate (PC)** is an impact-resistant (unbreakable), crystal-clear material which is not easily scratched. It is particularly suitable for use in transparent covers. | **LCP (glass fibre reinforced)** offers excellent dimensional stability, particularly at high temperatures. As the material is similar to PCBs and has a very low thermal expansion coefficient, it is particularly suitable for components that are soldered in the reflow oven. |
| excellent dimensional stability<br>very good mechanical characteristics<br>halogen-free flame retardant material | high dimensional stability<br>good electrical and mechanical characteristics<br>Flame retardants that do not form dioxin or furan. | high dimensional stability<br>good electrical and mechanical characteristics<br>Flame retardants that do not form dioxin or furan. | high dimensional stability<br>high constant operating temperature<br>high electrical insulation properties<br>halogen-free flame retardant material | excellent dimensional stability<br>high constant operating temperature<br>minimal water absorption<br>low thermal expansion coefficient |
| $10^{12}$ | $10^{13}$ | $10^{13}$ | $10^{16}$ | $10^{15}$ |
| 30 | 28 | 29 | ≥ 30 | 35 |
| 500 | 200 | 200 | ≥ 175 | 175 |
| 100 | 115 | 130 | 115 / 125 | 240 |
| –50 | –50 | –50 | –50 | –50 |
| HB | V-0 | V-0 | V-2 / V-0 | V-0 |
| | | | I2 / F2 | – |





«ЭЛЕКТРО-ПРОФИ» - http://www.ep.ru

# Metals

## Metals

All the metals used by Weidmüller are selected and processed with their surfaces treated according to the latest technical standards.

## Steels

Steel parts are electrogalvanised and treated with an additional Weidmüller passivation technique, WInQ®. The surface protection conforms to the highest standards, is matched to the special requirements of the connection systems used and is RoHS-compatible (RoHS = Restriction of Hazardous Substances). Experience gained from storage in outdoor test racks at different locations (industrial, marine, tropical and normal atmospheres) has been incorporated into the design of the surface protection.
Zinc protects against corrosion for a long time even after the zinc coating has been partially damaged by scratches or pores. In the presence of an electrolyte, zinc acts as a cathode (i.e. negative) with respect to steel. The metal ions of the zinc migrate to the steel, which provides long-term protection for the parent metal.

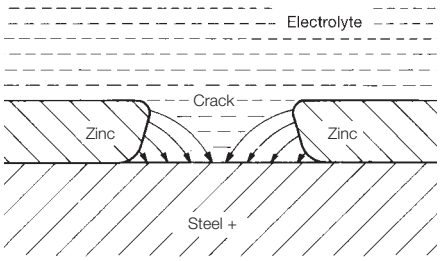


## Conductive materials

The current-carrying materials copper, brass and bronze are characterised by a high conductivity plus good mechanical properties. The surfaces are usually given a coating of tin, which creates an extremely good, “malleable” contact with a low contact resistance. Apart from ensuring consistently good electrical properties, the tin coating provides excellent protection against corrosion. Solder connections are also given a coating of tin.
In order to guarantee the long-term solderability (shelf life), the brass parts are given an additional nickel coating as a diffusion barrier. The nickel coating provides effective protection against the loss of zinc atoms from the brass.





«ЭЛЕКТРО-ПРОФИ» - http://www.ep.ru

# Derating curve (current-carrying capacity curve)

The **derating curve** shows which currents may flow continuously and simultaneously via all possible connections when the component is subjected to various ambient temperatures below its upper limit temperature.

The **upper limit temperature** of a component is the rated value determined by the materials used. The total of the ambient temperature plus the temperature rise caused by the current load (power loss at volume resistance) may not exceed the upper limit temperature of the component, otherwise it will be damaged or even completely ruined.

The current-carrying capacity is hence not a constant value, but rather decreases as the component ambient temperature increases.
Furthermore, the current-carrying capacity is influenced by the geometry of the component, the number of poles and the conductor(s) connected to it.
The current-carrying capacity is determined empirically according to DIN IEC 60512-3. To do this, the resulting component temperatures $t_{b1}$, $t_{b2}$ …
and the ambient temperatures $t_{u1}$, $t_{u2}$ are measured for three different currents $I_1$, $I_2$, $I_3$ ….

The values are entered on a graph with a system of linear coordinates to illustrate the relationships between the currents, the ambient temperatures and the temperature rise in the component.

The **loading currents** are plotted on the y-axis, the **component ambient temperatures** on the x-axis.

A line drawn perpendicular to the x-axis at the upper limit temperature $t_g$ of the component completes the system of coordinates.

The associated average values of the temperature rise in the component, $\Delta t_1 = t_{b1}-t_{u1}$, $\Delta t_2 = t_{b2}-t_{u2}$, … are plotted for every current $I_1$, $I_2$, … to the left of the perpendicular line.
The points generated in this way are joined to form a roughly parabolic curve.

As it is practically impossible to choose components with the maximum permiss-ible volume resistances for the measurements, the base curve must be reduced.
Reducing the currents to 80% results in the **“derating curve”** in which the maximum permissible volume resistances and the measuring uncertainties in the temperature measurements are taken into account in such a way that they are suitable for practical applications, as experience has shown. If the derating curve exceeds the currents in the low ambient temperature zone, which is given by the current-carrying capacity of the conductor cross-sections to be connected, then the derating curve should be limited to the smaller current in this zone.

## Base curve

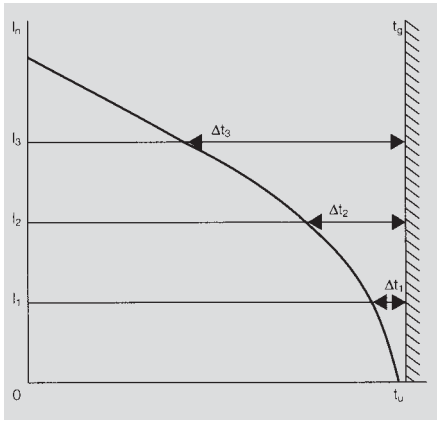


$t_g$ = upper limit temperature of component
$t_u$ = ambient temperature
$I_n$ = current

## Derating curve

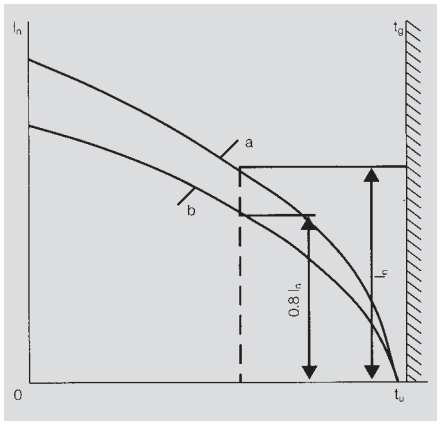


$t_g$ = upper limit temperature of component
$t_u$ = ambient temperature
$I_n$ = current
a = base curve
b = reduced base curve (derating curve)

## Example: derating curve for minimum and maximum number of poles

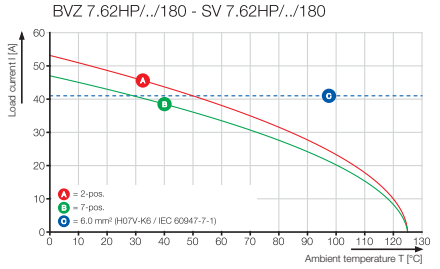


W



«ЭЛЕКТРО-ПРОФИ» - http://www.ep.ru

# Design of clearance and creepage distances in electrical equipment

**General:**

Since April 1997 the sising of clearance and creepage distances has been covered by DIN VDE 0110 part 1 “Insulation coordination for electrical equipment in low-voltage systems”.

DIN VDE 0110 part 1 contains the modified edition of IEC Report 664-1 (see also IEC 664-1/Oct 1992). The design data resulting from these provisions is – if applicable – specified in this catalogue for each product.

**Table 1: Rated impulse withstand voltages for electrical equipment**

| **Rated voltage of power supply system*) in V** | | **Rated impulse withstand voltage in kV** | | | |
|---|---|---|---|---|---|
| Three-phase systems | Single-phase systems with neutral point | Electrical equipment at the supply point of the installation **(Overvoltage category IV)** | Electrical equipment as part of the permanent installation **(Overvoltage category III)** | Electrical equipment to be connected to the permanent installation **(Overvoltage category** | Specially protected electrical equipment **(Overvoltage category I)** |
| | 120 to 240 | 4.00 | 2.50 | 1.50 | 0.80 |
| 230/400<br>277/480 | | 6.00 | 4.00 | 2.50 | 1.50 |
| 400/690 | | 8.00 | 6.00 | 4.00 | 2.50 |
| 1000 | | Values depend on the particular project or, if no values are available, the values above for 400/690 V can be used. | | | |

*) to IEC 38

**Category I** is valid for specially rated equipment.

**Category II** is valid for technical committees responsible for electrical equipment specified for connecting to the mains power supply.

**Category III** is valid for technical committees responsible for installation materials, and for some specific technical committees.

**Category IV** is valid for power supply companies and particular projects.

**Table 2a: Minimum clearances to VDE 0110-1/Apr 1997**

| Rated impulse withstand volt. in KV | Minimum clearance distances in mm for sites up to 2000 m above sea level | | | | | | | | | |
|---|---|---|---|---|---|---|---|---|---|---|
| | Case A (inhomogeneous field) | | | | | Case B (homogeneous field) | | | | |
| | Pollution severity | | | | | Pollution severity | | | | |
| | 1 | 2 | 1) | 3 | 4 | 1 | 2 | 1) | 3 | 4 |
| 0.33 | 0.01 | | | | | 0.01 | | | | |
| 0.40 | 0.02 | | 0.10 | | | 0.02 | | 0.10 | | |
| 0.50 | 0.04 | 0.20 | | | | 0.04 | | | | |
| 0.60 | 0.06 | | 0.12 | | | 0.06 | 0.20 | 0.12 | | |
| 0.80 | 0.10 | | | 0.80 | | 0.10 | | | | |
| 1.00 | 0.15 | | 0.20 | | 1.60 | 0.15 | | 0.20 | 0.80 | |
| 1.20 | 0.25 | 0.25 | | | | 0.20 | | | | 1.60 |
| 1.50 | 0.50 | 0.25 | | | | 0.30 | 0.30 | | | |
| 2.00 | 1.00 | 1.00 | | 1.00 | | 0.45 | 0.45 | | | |
| 2.50 | 1.50 | 1.50 | | 1.50 | | 0.60 | 0.60 | | | |
| 3.00 | 2.00 | 2.00 | | 2.00 | 2.00 | 0.80 | 0.80 | | | |
| 4.00 | 3.00 | 3.00 | | 3.00 | 3.00 | 1.20 | 1.20 | | 1.20 | |
| 5.00 | 4.00 | 4.00 | | 4.00 | 4.00 | 1.50 | 1.50 | | 1.50 | |
| 6.00 | 5.50 | 5.50 | | 5.50 | 5.50 | 2.00 | 2.00 | | 2.00 | 2.00 |
| 8.00 | 8.00 | 8.00 | | 8.00 | 8.00 | 3.00 | 3.00 | | 3.00 | 3.00 |
| 10.00 | 11.00 | 11.00 | | 11.00 | 11.00 | 3.50 | 3.50 | | 3.50 | 3.50 |
| 12.00 | 14.00 | 14.00 | | 14.00 | 14.00 | 4.50 | 4.50 | | 4.50 | 4.50 |
| 15.00 | 18.00 | 18.00 | | 18.00 | 18.00 | 5.50 | 5.50 | | 5.50 | 5.50 |

[1] Pollution severity 2 is split for impulse voltages up to 1.00 kV (case A) or 1.20 kV (case B). These values apply for printed circuits but deviate from those in IEC Report 664.

**Dimensioning of clearance and creepage distances to VDE 0110/Apr 1997 (IEC Report 664-1) “Insulation coordination for electrical equipment in low-voltage systems”**

The provisions for insulation coordination result in the following relationships for dimensioning of clearance and creepage distances:

- **Clearances** are dimensioned according to the anticipated **overvoltages** taking into account the ratings of the **overvoltage protection precautions** in use and the anticipated environmental conditions taking into account the protective measures taken to prevent **pollution**.
- **Creepage distances** are dimensioned according to the **operating voltage** and the anticipated environmental conditions taking into account the **insulating materials** used and the protective measures taken to prevent **pollution**.

**Dimensioning of clearances**

Decisive for the dimensioning of clearances are the **rated impulse withstand voltages** shown in table 1, which are derived from the **overvoltage category** and the **phase-to-earth voltage** depending on the rated mains voltage (taking into account all types of supply systems).

The minimum clearances (up to site altitudes of 2000 m above mean sea level) are determined from table 2a based on the **rated impulse withstand voltage** and the **pollution severity**.





«ЭЛЕКТРО-ПРОФИ» - http://www.ep.ru

Note: Clearances that do not comply with case A must be subjected to an impulse withstand voltage test (see table 2a, footnote 1).

The **pollution severity categories** are as follows:

Pollution severity category 1:
No pollution, or only dry, non-conductive pollution that has no influence.

Pollution severity category 2:
Non-conductive pollution only; occasional condensation may cause temporary conductivity.

Pollution severity category 3:
Conductive pollution, or dry, non-conductive pollution that is liable to be rendered conductive through con-densation.

Pollution severity category 4:
Contamination results in constant conductivity, e.g. caused by conductive dust, rain or snow.

The following aspects apply to the **overvoltage categories** in accordance with the German standard DIN VDE 0110-1:

*Electrical equipment fed directly from the low-voltage mains*
Specification of a specific overvoltage category shall be based on the following:

– Equipment of *overvoltage category I* is equipment that is intended to be connected to the permanent electrical installation of a building. Measures to limit transient overvoltages to the specific level are taken outside the equipment, either in the permanent installation or between the permanent installation and the equipment.

– Equipment of *overvoltage category II* is equipment to be connected to the permanent electrical installation of a building.

Note: Examples of such equipment are household appliances, portable tools and similar loads.

– Equipment of *overvoltage category III* is equipment that is part of the permanent electrical installation and other equipment where a higher degree of availability is expected.

Note: Examples of such equipment are distribution boards, circuit-breakers, wiring systems (IEV 826-06-01, including cables, busbars, junction boxes, switches, power sockets) in the permanent installation, and equipment for industrial use and some other equipment, e.g. stationary motors with permanent connections to the permanent installation.

– Equipment of *overvoltage category IV* is for use at or in the proximity of the incoming supply point of the electrical

**Table 3a: Single-phase 2- or 3-wire AC or DC systems**

| Rated voltage of the power supply (mains)*) | Voltages for table 4 | |
|---|---|---|
| | For insulation phase-to-phase 1) | For insulation phase-to-earth 1) |
| | All systems | 3-wire systems, neutr. point earthing |
| V | V | V |
| 12.5 | 12.5 | – |
| 24 | 25 | – |
| 25 | | |
| 30 | 32 | – |
| 42 | | |
| 48 | 50 | – |
| 50**) | | |
| 60 | 63 | – |
| 30–60 | 63 | 32 |
| 100**) | 100 | – |
| 110 | 125 | – |
| 120 | | |
| 150**) | 160 | – |
| 220 | 250 | – |
| 110–220 | 250 | 125 |
| 120–240 | | |
| 300**) | 320 | – |
| 220–440 | 500 | 250 |
| 600**) | 630 | – |
| 480–960 | 1000 | 500 |
| 1000**) | 1000 | – |

1) Phase-to-earth insulation levels for unearthed or impedance-earthed systems are equal to those of phase-to-phase because the operating voltage to earth of any phase can, in practice, reach full phase-to-phase voltage. This is because the actual voltage to earth is determined by the insulation resistance and capacitive reactance of each phase to earth; thus, a low (but acceptable) insulation resistance of one phase can earth it and raise the other two to full phase-to-phase voltage to earth.

*) It is assumed that the rated voltage of the electrical equipment is not lower than the nominal voltage of the power supply.

**) Because of the common changes, the meaning of the ** symbol has not been used in table 1; i.e. the / symbol indicates a 4-wire 3-phase distribution system. The lower value is the phase-to-neutral voltage, while the higher value is the phase-to-phase voltage. Where only one value is indicated, it refers to 3-wire, 3-phase systems and specifies the value phase-to-phase.
The values given in table 1 are still taken into account in tables 3a and 3b by the ** symbol..

**Table 3b: 3-phase 3- or 4-wire AC systems**

| Rated voltage of the power supply (mains)*) | Voltages for table 4 | | |
|---|---|---|---|
| | For insulation phase-to-phase 1) | For insulation phase-to-earth 1) | |
| | All systems | 3-phase 4-wire systems with earthed neutral wire 2) | 3-phase 3-wire systems unearthed1) or phase-earthed |
| V | V | V | V |
| 60 | 63 | 32 | 63 |
| 110/120/127 | 125 | 80 | 125 |
| 150**) | 160 | – | 160 |
| 208 | 200 | 125 | 200 |
| 220/230/240 | 250 | 160 | 250 |
| 300**) | 320 | – | 320 |
| 380/400/415 | 400 | 250 | 400 |
| 440 | 500 | 250 | 500 |
| 480/500 | 500 | 320 | 500 |
| 575 | 630 | 400 | 630 |
| 600**) | 630 | – | 630 |
| 660/690 | 630 | 400 | 630 |
| 720/830 | 800 | 500 | 800 |
| 960 | 1000 | 630 | 1000 |
| 1000**) | 1000 | – | 1000 |

1) Phase-to-earth insulation levels for unearthed or impedance-earthed systems are equal to those of phase-to-phase because the operating voltage to earth of any phase can, in practice, reach full phase-to-phase voltage. This is because the actual voltage to earth is determined by the insulation resistance and capacitive reactance of each phase to earth; thus, a low (but acceptable) insulation resistance of one phase can earth it and raise the other two to full phase-to-phase voltage to earth.

2) For electrical equipment for use in both 3-phase 4-wire and 3-phase 3-wire supplies, earthed and unearthed, use the values for 3-wire systems only.

*) It is assumed that the rated voltage of the electrical equipment is not lower than the nominal voltage of the power supply.

**) Because of the common changes, the meaning of the ** symbol has not been used in table 1; i.e. the / symbol indicates a 4-wire 3-phase distribution system. The lower value is the phase-to-neutral voltage, while the higher value is the phase-to-phase voltage. Where only one value is indicated, it refers to 3-wire, 3-phase systems and specifies the value phase-to-phase. The values given in table 1 are still taken into account in tables 3a and 3b by the ** symbol.



«ЭЛЕКТРО-ПРОФИ» - http://www.ep.ru

installations of buildings upstream of the main distribution board.

Note: Examples of such equipment are electricity meters, circuit-breakers and ripple control units.

## Note on application of pollution severity and overvoltage categories

The pollution severity and rated impulse withstand voltage derived from the overvoltage category are each specified in this catalogue and are product-related. In principle, the dimensioning of clearance and creepage distances, and the resulting specification of ratings for electromechanical products (terminal blocks, terminal strips, PCB terminals/ connectors) is based on pollution severity 3 and overvoltage category III considering all types of systems.

## Dimensioning of creepage distances

Decisive for dimensioning of creepage distances are the rated voltages derived from the **system voltages** of the power supply for the respective **type of supply system** in conjunction with the **pollution severity** (classification, see “Clearances”) and the **insulating material** used.

Taking into account tables 3a and 3b and the CTI (Comparative Tracking Index) of the insulating material, the minimum creepage distances are determined from table 4.

**Table 4: Minimum creepage distances**

| Rated voltage $U_{eff}$ or $U_{=}$ in V | Creepage distance in mm | | | | | | | | | | | |
|---|---|---|---|---|---|---|---|---|---|---|---|---|
| | Printed circuits | | Other electrical equipment | Pollution severity | | | | | | | | |
| | Pollution severity | | | 2 | | | 3 | | | 4 | | |
| | 1 | 2 | 1 | Insulating material group | | | Insulating material group | | | Insulating material group | | |
| | Insul. mat. 2) | Insul. mat. 3) | Insul. mat. 2) | I | II | III | I | II | III 4) | I | II | III 4) |
| 10 | 0.025 | 0.04 | 0.08 | 0.40 | 0.40 | 0.40 | 1.00 | 1.00 | 1.00 | 1.60 | 1.60 | 1.60 |
| 12.5 | 0.025 | 0.04 | 0.09 | 0.42 | 0.42 | 0.42 | 1.05 | 1.05 | 1.05 | 1.60 | 1.60 | 1.60 |
| 16 | 0.025 | 0.04 | 0.10 | 0.45 | 0.45 | 0.45 | 1.10 | 1.10 | 1.10 | 1.60 | 1.60 | 1.60 |
| 20 | 0.025 | 0.04 | 0.11 | 0.48 | 0.48 | 0.48 | 1.20 | 1.20 | 1.20 | 1.60 | 1.60 | 1.60 |
| 25 | 0.025 | 0.04 | 0.125 | 0.50 | 0.50 | 0.50 | 1.25 | 1.25 | 1.25 | 1.70 | 1.70 | 1.70 |
| 32 | 0.025 | 0.04 | 0.14 | 0.53 | 0.53 | 0.53 | 1.30 | 1.30 | 1.30 | 1.80 | 1.80 | 1.80 |
| 40 | 0.025 | 0.04 | 0.16 | 0.56 | 0.80 | 1.10 | 1.40 | 1.60 | 1.80 | 1.90 | 2.40 | 3.00 |
| 50 | 0.025 | 0.04 | 0.18 | 0.60 | 0.85 | 1.20 | 1.50 | 1.70 | 1.90 | 2.00 | 2.50 | 3.20 |
| 63 | 0.040 | 0.63 | 0.20 | 0.63 | 0.90 | 1.25 | 1.60 | 1.80 | 2.00 | 2.10 | 2.60 | 3.40 |
| 80 | 0.063 | 0.10 | 0.22 | 0.67 | 0.95 | 1.30 | 1.70 | 1.90 | 2.10 | 2.20 | 2.80 | 3.60 |
| 100 | 0.10 | 0.16 | 0.25 | 0.71 | 1.00 | 1.40 | 1.80 | 2.00 | 2.20 | 2.40 | 3.00 | 3.80 |
| 125 | 0.16 | 0.25 | 0.28 | 0.75 | 1.05 | 1.50 | 1.90 | 2.10 | 2.40 | 2.50 | 3.20 | 4.00 |
| 160 | 0.25 | 0.40 | 0.32 | 0.80 | 1.10 | 1.60 | 2.00 | 2.20 | 2.50 | 3.20 | 4.00 | 5.00 |
| 200 | 0.40 | 0.63 | 0.42 | 1.00 | 1.40 | 2.00 | 2.50 | 2.80 | 3.20 | 4.00 | 5.00 | 6.30 |
| 250 | 0.56 | 1.00 | 0.56 | 1.25 | 1.80 | 2.50 | 3.20 | 3.60 | 4.00 | 5.00 | 6.30 | 8.00 |
| 320 | 0.75 | 1.60 | 0.75 | 1.60 | 2.20 | 3.20 | 4.00 | 4.50 | 5.00 | 6.30 | 8.00 | 10.00 |
| 400 | 1.00 | 2.00 | 1.00 | 2.00 | 2.80 | 4.00 | 5.00 | 5.60 | 6.30 | 8.00 | 10.00 | 12.50 |
| 500 | 1.30 | 2.50 | 1.30 | 2.50 | 3.60 | 5.00 | 6.30 | 7.10 | 8.00 | 10.00 | 12.50 | 16.00 |
| 630 | 1.80 | 3.20 | 1.80 | 3.20 | 4.50 | 6.30 | 8.00 | 9.00 | 10.00 | 12.50 | 16.00 | 20.00 |
| 800 | 2.40 | 4.00 | 2.40 | 4.00 | 5.60 | 8.00 | 10.00 | 11.00 | 12.50 | 16.00 | 20.00 | 25.00 |
| 1000 | 3.20 | 5.00 | 3.20 | 5.00 | 7.10 | 10.00 | 12.50 | 14.00 | 16.00 | 20.00 | 25.00 | 32.00 |

2) Insulating materials I, II, IIIa, IIIb

3) Insulating materials I, II, IIIa

4) Creepage distances are not determined in this range.
Insulation group IIIb is generally not recommended for pollution severity 3 with voltages > 630 V, and is never recommended for pollution severity 4.





«ЭЛЕКТРО-ПРОФИ» - http://www.ep.ru

The insulating materials are subdivided into four groups according to their CTI (Comparative Tracking Index):

| Insulating material | |
|---|---|
| I | 600 ≤ CTI |
| II | 400 ≤ CTI < 600 |
| III a | 175 ≤ CTI < 400 |
| III b | 100 ≤ CTI < 175 |

The comparative tracking index must be determined according to DIN IEC 112/ VDE 0303 part 1 on the basis of specially prepared samples with test solution A.

**Slots** are taken into account in the measurement of creepage distances when their minimum width x is dimensioned according to the following table:

| Pollution-severity | Minimum width x mm |
|---|---|
| 1 | 0.25 |
| 2 | 1.0 |
| 3 | 1.5 |
| 4 | 2.5 |

If the associated clearance is less than 3 mm, the minimum slot width can be reduced to 1/3 of the clearance.





«ЭЛЕКТРО-ПРОФИ» - http://www.ep.ru

# Design-in recommendations: applications for 600 V in accordance with UL

Summary of the most important UL requirements:

- PCB components are approved to UL 1059 and are tested without a PCB or application environment.
- Applications are approved to UL 508 (or UL 508C Power Conversion Equipment, e.g. frequency converters).
- The application designer must refer to the application-related UL standards, not to UL 1059.
- UL 508C enables the use of field terminals approved to UL 1059 for 300 V to be used for 600 V applications under certain conditions.
- Weidmüller Powermate Range plug-in connectors and power terminals comply with the conditions and may be used for 600 V applications to UL 508C.
- For more detailed information, please refer to the drawing below.

**The approval for higher voltages to UL 508C / UL 840:**

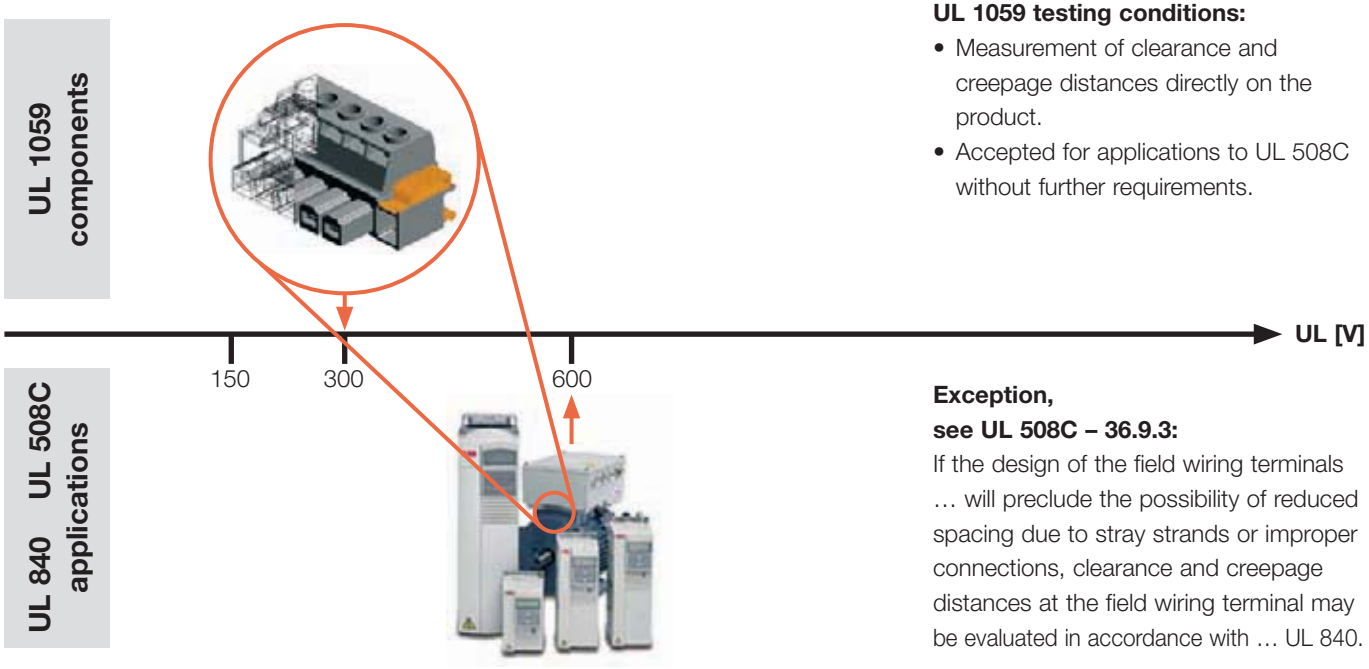


**UL 1059 testing conditions:**

- Measurement of clearance and creepage distances directly on the product.
- Accepted for applications to UL 508C without further requirements.

**Exception, see UL 508C – 36.9.3:**
If the design of the field wiring terminals … will preclude the possibility of reduced spacing due to stray strands or improper connections, clearance and creepage distances at the field wiring terminal may be evaluated in accordance with … UL 840.

**Extract from UL 508C: (36.9 Spacings for drives evaluated in accordance with UL 840)**

36.9.1 Other than as noted in 36.9.2 and 36.9.3, clearance and creepage distances are able to be evaluated in accordance with the requirements in the Standard for Insulation Coordination Including Clearance and Creepage Distances for Electrical Equipment, UL 840. See 36.9.4 for details on applying UL 840.

36.9.2 Clearances between an uninsulated live part and the walls of a metal enclosure, including fittings for conduit or armored cable, shall be in accordance with 36.2.2. The clearances shall be determined by physical measurement.

36.9.3 The clearance and creepage distance at field wiring terminals shall be in accordance with the requirements in 36.3.1.
Exception: When the design of the field wiring terminals precludes the possibility of reduced spacing due to stray strands or improper wiring installation, then clearance and creepage distances at these terminals are able to be evaluated in accordance with the Standard for Insulation Coordination Including Clearance and Creepage Distances for Electrical Equipment, UL 840.





«ЭЛЕКТРО-ПРОФИ» - http://www.ep.ru

The maximum voltage to be applied to the connector depends on the distance between two connections.

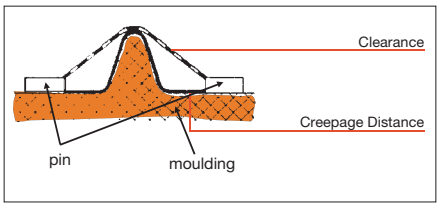


Two distances have to be taken in account:

- Clearance = shortest distance between two conductive parts (in air)
- Creepage distance = distance along surface

## Comparison of UL clearance and creepage distances for 300 V

| Standard | Voltage | Clearance | Creepage distance |
|---|---|---|---|
| UL 1059<br>minimum spacing (table 8.1) | 151 – 300 V | 6.4 mm | 9.5 mm |
| UL508C<br>minimum spacing (table 36.1) | 151 – 300 V | 6.4 mm | 9.5 mm |
| UL 508C<br>minimum spacing for products with known and<br>controlled overvoltages<br>(table 36.2) | peak: 226 – 450 V<br>> 10 kVA<br>peak: 226 – 400 V<br>500 VA–10 kVA | 3.81 mm<br><br>2.54 mm | 5.08 mm<br><br>2.54 mm |
| UL 840<br>Tables 5.1 and 6.1, pollution severity 3<br>(exception 36.9.3 of UL 508C)<br>UL 840 is similar to IEC 664-1 | 320 V<br>(400 V)<br>[500 V] | related to 300 V:<br>II / 2.5 kV / 1.5 mm<br>III / 4.0 kV / 3.0 mm<br>IV / 6.0 kV / 5.5 mm | 4.0 / 4.5 / 5.0 mm<br>(5.0 / 5.6 / 6.3 mm)<br>[6.3 / 7.1 / 8.0 mm] |
| UL 840<br>Tables 5.1 and 6.1, pollution severity 2<br>(exception 36.9.3 UL 508C)<br>UL 840 is similar to IEC 664-1 | 320 V<br>(400 V)<br>[500 V] | related to 300 V:<br>II / 2.5 kV / 1.5 mm<br>III / 4.0 kV / 3.0 mm<br>IV / 6.0 kV / 5.5 mm | 1.6 / 2.2 / 3.2 mm*<br>(2.0 / 2.8 / 4.0 mm)<br>[2.5 / 3.6 / 5.0 mm] |

## Comparison of UL clearance and creepage distances for 600 V

| Standard | Voltage | Clearance | Creepage distance |
|---|---|---|---|
| UL 1059<br>minimum spacing (table 8.1) | 301 – 600 V | 9.5 mm | 12.7 mm |
| UL508C<br>minimum spacing (table 36.1) | 301 – 600 V | 9.5 mm | 12.7 mm |
| UL 508C<br>minimum spacing for products with known and<br>controlled overvoltages<br>(table 36.2) | peak: 451 – 900 V<br>> 10 kVA<br>peak: 451 – 900 V<br>500 VA–10 kVA | 7.62 mm<br><br>5.08 mm | 10.16 mm<br><br>5.08 mm |
| UL 840<br>Tables 5.1 and 6.1, pollution severity 3<br>(exception 36.9.3 of UL 508C)<br>UL 840 is similar to IEC 664-1 | 630 V<br>800 V | related to 600 V:<br>II / 4.0 kV / 3.0 mm<br>III / 6.0 kV / 5.5 mm<br>IV / 8.0 kV / 8.0 mm | 8.0 / 9.0 / 10.0 mm<br>10.0 / 11.0 / 12.5 mm |
| UL 840<br>Tables 5.1 and 6.1, pollution severity 2<br>(exception 36.9.3 of UL 508C)<br>UL 840 is similar to IEC 664-1 | 630 V<br>800 V | related to 600 V:<br>II / 4.0 kV / 3.0 mm<br>III / 6.0 kV / 5.5 mm<br>IV / 8.0 kV / 8.0 mm | 3.2 / 4.5 / 6.3 mm *<br>4.0 / 5.6 / 8.0 mm |

General data:
The overvoltage category relates to the clearance distance, insulation groups I/II/IIIa to the creepage distance.
All clearance and creepage distances to UL/USEGROUP C (industrial).

*) Not less than the clearance distance

## Guideline: relationship between approvals

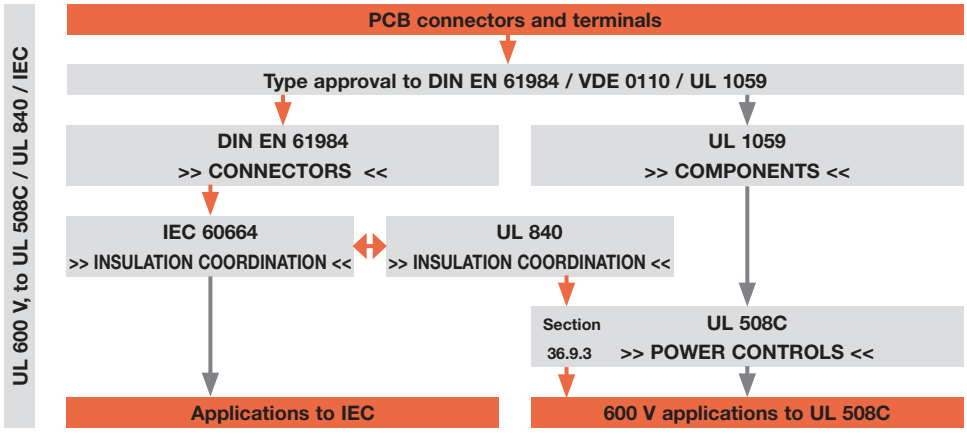






«ЭЛЕКТРО-ПРОФИ» - http://www.ep.ru

# Weidmüller connectors in the reflow soldering process

The PCB assembly process has undergone a fundamental change in recent years. The conventional through-hole mounting technology (Through Hole Technology, THT) has been increasingly replaced by surface mounting technology (SMT). The reasons for this was the increasing demands of miniaturisation, higher functional density and lower manufacturing costs. The progress made in the development of surface mounted devices (SMD), that allowed the devlopment of the SMT manufacturing process in the first place has also played a role. SMT is now the accepted standard in PCB manufacturing. There are still some components, in the main electro-mechanical components like connectors or relays, which are not available in a SMD version, they are therefore mounted following the SMT process using the classical THT assembly onto the PCB. Weidmüller has developed a product range for the through hole reflow process (THR), this makes wired component parts usable in the SMT process and allows100% processing in the SMT production line.

Through hole reflow is a method to connect THT components with the SMT reflow solder process. Supplementary to conventional SMD assembly, the THR method allows SMD components and wired components to be placed on the SMT printed-circuit board and soldered using the reflow process. The THR procedure came from the awareness that for heavy components such as coils or transformers and anywhere where there mechanical forces act on the PC (for example, terminals, connectors, relay sockets etc.), still required stable solder connections. SMD solder connections are not suitable for heavy components in terms of their mechanical strength.

A SMT compatible product is always a compromise between optimal SMT capability and the stability of the solder connection. THR ensures a stable connection of the THT components to the PCB using the push-through pins. At the same time this ensures 100% compatibility with the SMT process.



**Benefits of THR:**

- stable connection to the PCB
- only one soldering process
- No longer a need for hand or wave soldering
- automatic assembly
- lower production costs

In order to use THR components in the SMT process, they must meet certain requirements.





«ЭЛЕКТРО-ПРОФИ» - http://www.ep.ru

# The basis for high quality, reliability and efficiency

### THR technology

**THR soldering process is the processing of components that are inserted through a hole in the PCB and then soldered along with the other SMT components. In this method the components themselves must be able to withstand the higher temperatures of the SMT process.**

### THR is a milestone in PCB assembly

- Mechanically stable solder connections to the PCB
- Only one soldering process
- Elimination of the requirement for hand or wave soldering
- Automatic assembly
- Low production costs

### Stability in a new dimension

Our male headers are made of glass fibre reinforced LCP (liquid crystal polymer). This ensures high form stability. The good thermal properties of the material are the best for the SMT process and also for lead-free soldering.

### The benefits:

- High temperature resistance
- Melting point of 335 °C
- Free from halogens
- Low thermal expansion coefficient

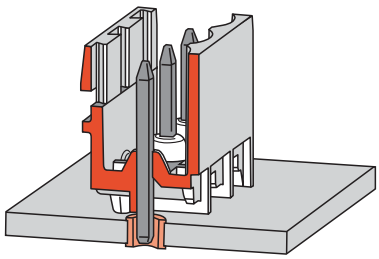

### Remains true even to the pitches

Weidmüller's makes its male headers SL-SMT from LCP (liquid crystal polymer) to prevent undesirable dimensional changes caused by water absorption during storage. This ensures the highest pitch accuracy, even at high pin counts and secures the placement process.

### Through hole technology in the SMT process

**The placement process of PCBs has undergone a fundamental change in recent years. The conventional through hole mounting technique (THT) was increasingly replaced by the surface mounting process (SMT). SMT is now the accepted standard for PCB manufacture.**

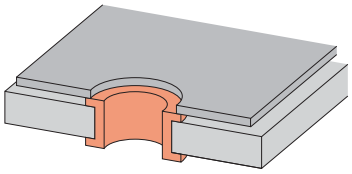

### "Design in" – "Design out" from experience

Standard process parameters assist in the design of the PCB and the stencils. Weidmüller offers you short pinned SL-SMT male headers with a 1.5 mm length for the following PCB designs:

- Mounting hole diameter: 1.5 mm
  Soldering terminal diameter: 2.3 mm
- Stencil hole diameter: 2.1 mm
  (with sufficient paste filling)
- Stencil hole diameter: 2.8 mm
  (with insufficient paste filling)

Valid for: PCB thickness: 1.5 - 1.6 mm /
stencil thickness: 120 - 180 µm

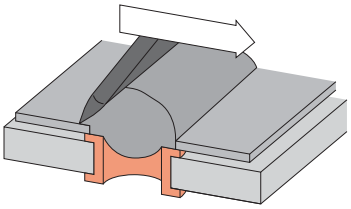

### Paste printing – low volume in the best shape

Weidmüller SL-SMT pin headers have short octagonal pins with a chamfered pin end to keep the required paste volume as low as possible. Due to the pin length of just 1.5 mm for standard PCBs with a 1.6 mm thickness, an optimal solder joint shape can be achieved with a paste filling of approximately 90%.





«ЭЛЕКТРО-ПРОФИ» - http://www.ep.ru

In addition, most normal one layer stencils for fine pitch techniques and the standard process parameters for squeegee speed and printing can be used.

Unbeatable advantage: the paste is pushed out of the placement hole during the placement process.

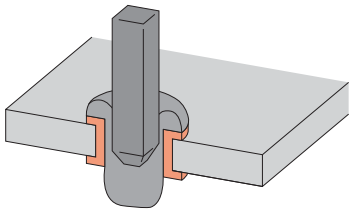

**Assembly – short pins – great performance**

Due to the shorter pins of 1.5 mm, you can have a higher packing volume for tape on reel or tray. This is also supported on the one side by the fact that SL-SMT male headers have a low profile, and also the reduced packaging height. Standard and anti-static packaging also allows fully automatic assembly with the commonly available Pick & Place systems. Outstanding advantages are offered by the short pins of the SL-SMT and the optimising of the travel height as well as the precision of the pin end position. Additionally, collisions between the components and the PCB can be completely avoided. At the same time, the SMT optimised male headers from Weidmüller increase the assembly strength due to their low weight.

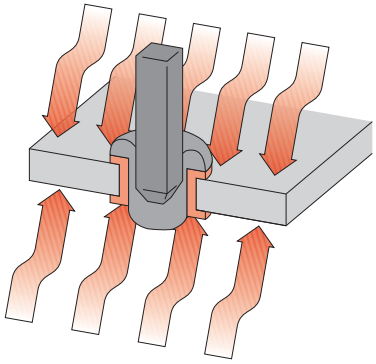

**Reflow solder – the material of the future**

High temperature resistant, halogen free insulating material LCP (Liquid Crystal Polymer) has a melting point of 335°C. It not only has high dimensional stability, but also good resistance to the heat of soldering. Our SL-SMT male headers made from LCP are future proof, and can be used in lead-free solder processes. This leads to, another key advantage of LCP: though its low thermal expansion coefficient, the bending of an assembly following the soldering process is avoided.

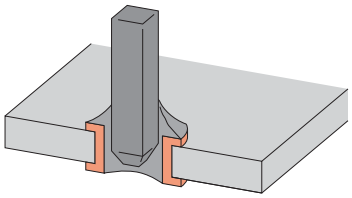

**Quality control – control is better**

To determine the quality of the solder joints of the THR components with short or long pins, Weidmüller has chosen the quick and simple checking using optical inspection, or X-ray examination. This meets the requirements of the internationally recognised norms and standards.

Our specially designed SL-SMT male headers allow optical inspection of the primary side of a PCB even for varieties with 180° outlet direction. This meets the requirements for in-process quality control.





«ЭЛЕКТРО-ПРОФИ» - http://www.ep.ru

# Design recommendations

**Solder paste volume and filling degree for 1.2 mm pin diameter.**

The volume of paste and hence the degree of filling of the solder paste in the paste printing method is critical for optimum soldering results in the SMT process.
We recommend determining the quantity of solder paste as follows:
**Volume of paste (or rather, degree of filling):**
for solder joint filling and solder joint form within the tolerances to IPC-A610

| | | |
|---|---|---|
| Male conn. (open and closed):<br>Male conn. (solder flange LF): | 2 to 8 poles<br>– | 9 to 24 poles<br>2 to 24 poles |
| Recommended finished hole I.D. *1) : | $d_I$ = 1.4$^{+0.1}$ mm | $d_I$ = 1.5$^{+0.1}$ mm |
| | Paste volume $V_P$ [mm$^3$] / filling level $f_p$ [%] after stencil print | |
| Minimum solder joint shape<br>Optimum solder joint shape | 2.4 mm$^3$ / 70 %<br>2.9 mm$^3$ / 90 % | 3.1 mm$^3$ / 85 %<br>3.5 mm$^3$ / 100 % |

**Valid with the following parameters for all SL-SMT variations:**

**Male connector:**

| | | | |
|---|---|---|---|
| Pin length | = **L** | [mm] | = 1.5$^{-0.3}$ |
| Min. height of space without paste | = $h_L$ | [mm] | = min. 0.3 |
| Pin diameter | = **d** | [mm] | = 1.2 |

**PCB:**

| | | | |
|---|---|---|---|
| Thickness | = **H** | [mm] | = 1.6 |
| Placement hole | | | = metallised |
| Placement hole inner diameter ID | = $d_I$ | [mm] | = see table [1] |
| Placement hole outer diameter OD | = $d_A$ | [mm] | = 2.3 |
| Positioning tolerance to IEC 326-3 | | | = very fine |

**Stencil:**

| | | | |
|---|---|---|---|
| Thickness | = $D_S$ | [µm] | = 120 – 180 |
| Stencil hole diameter | = $d_S$ | [mm] | = 2.1 [2] |

**Solder paste:**

| | | | |
|---|---|---|---|
| Solder paste particle size | | [µm] | = 20 – 40 = Type 3 |
| Evaporation volume of solder paste | | [%] | = approx. 50 |

**Process:**

| | | | |
|---|---|---|---|
| Stencil print method | | | = squeegee print, single |
| Filling level in placement hole | = $f_P$ | [%] | = see table |
| Method for automatic assembly | | | = pick&place |
| Temperature profile | | | = to EN 61760-1 |

[1] Tolerances for components, PCBs and automatic machines must be taken into account: recommendation for 9 poles or more, or for variations with solder flange LF: $d_I$ = 1.5$^{+0.1}$ mm

[2] Stencil hole diameter approx. 10% smaller than placement hole outer diameter $d_A$

Recommendations for S2L-SMT and SC-SMT 3.81 see: **http://catalog.weidmueller.com**

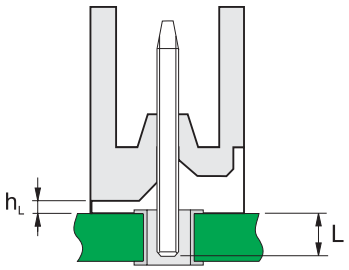


**Male connector parameters**

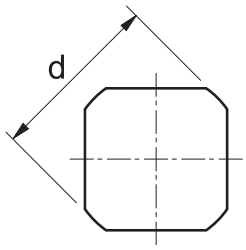


**Pin cross-section**

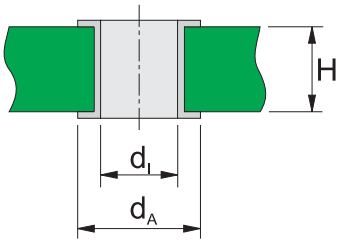


**PCB parameters**

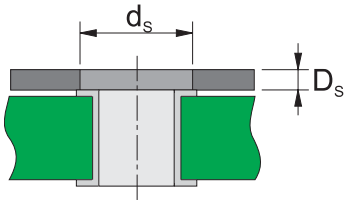


**Stencil parameters**

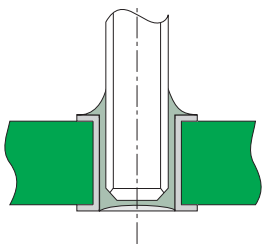

**Optimum solder joint form**





«ЭЛЕКТРО-ПРОФИ» - http://www.ep.ru

# Quality control

Quality control completes the SMT production process. The goal in this process step is, using appropriate techniques, to check the quality of the solder joints of the THR components with short or long pins quickly and easily. The quality control rules for the THR solder technique are the same as for flow or wave soldering of THT components.

**Control process:**

The process quality control can be achieved using by various methods. Currently optical or X-ray examination is mostly used. The optical examination evaluates the shape, reflectivity and colour of the solder joints.

In the manual process, a magnifying glass or microscope is used, in the automatic process a computer controlled camera and software based image analysis is used.

In X-ray inspection, however, radiographic evaluation using automated X-ray microscopy is carried out. An important control factor are destructive testing in addition to the inspection process. Random samples are taken and used to verify measurable quantities:

- Analysis of the filling behaviour by cutting through the solder joint
- Mechanical testing of the pin pull-out resistance from the contacts



Cutting through the THR solder joint with the short pin





«ЭЛЕКТРО-ПРОФИ» - http://www.ep.ru

**Norms and standards:**

To make quality control more objective, norms and standards have been introduced over the recent years. In addition to other acceptance criteria for the manufacturing of electronic components, the quality control assessment criteria of the IPC-A-610E Norm are globally recognised.
According to IPC-A-610E quality requirements, THR solder joints are divided into three classes. For industrial applications where high power demands are made, Class 3 is the usual requirement. The following values are set for the five assessment criteria:

- The primary side solder wetting coverage (i.e. the insertion side from the view of the component), connection and sleeve should not be less than 270°.
- The vertical solder filling must be at least 75%.

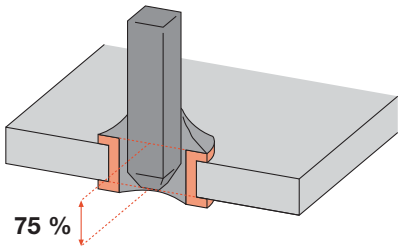


**Measuring the filling level of through hole solder joints according to IPC-A-610E**

- The secondary side solder wetting coverage (i.e. the underside from the view of the component) should not be less than 330°.
- Solder wetting of the solder pads (i.e. remains of the original ring of the THR solder joint) on the primary side is to be 0%.
- Solder wetting of the solder pads on the secondary side must be at least 75%.

These standards produce many demands on the wired components in the quality control. It should be noted that, in the THR process, there are typically two different construction types:

- Short pins when compared to the PCB thickness
- Longer pins when compared to the PCB thickness (about 1 to 1.5 mm protrusion)

For short pin construction there are the following requirements:

- The solder joints on the primary side of the PCB must be visible.
- For components with pins under the insulating body, the height of the component over the PCB must be sufficient to allow optical inspection.

For long pins, there are the following requirements:

- The solder joints on the secondary side must be visible.
- Solder joints on the primary side are, however, not required.

Additionally, in destructive testing with THR components there are requirements placed on the PCB itself. To control the quality of the PCB construction, the pull out strength of the solder pins from the solder joint is tested.

**Required pull out strength:**

- with short pins: approximately > 150 N.
- for long pins with a solder meniscus on the primary and secondary sides: approximately 220 N.

**In comparison,**

For surface connections for SMD components the required pull-out strength is only about 15 - 20 N.

According to IPC-A-610 Revision E-2010, section 7.3.3 the use of pins that are shorter than the PCB thickness is permissible in principle.





«ЭЛЕКТРО-ПРОФИ» - http://www.ep.ru

# Conversion table

### AWG to mm² conductors

**AWG** is the abbreviation for "**A**merican **W**ire **G**auge". This designation bears no resemblance to the actual cross-section of the conductor.

The relationship between AWG and mm² is shown in the following table.

| AWG | mm² |
|---|---|
| 28 | 0.08 |
| 26 | 0.13 |
| 24 | 0.21 |
| 22 | 0.32 |
| 20 | 0.52 |
| 19 | 0.65 |
| 18 | 0.82 |
| 17 | 1.04 |
| 16 | 1.31 |
| 15 | 1.65 |
| 14 | 2.08 |
| 13 | 2.63 |
| 12 | 3.31 |
| 11 | 4.17 |
| 10 | 5.26 |
| 9 | 6.63 |
| 8 | 8.37 |
| 7 | 10.55 |
| 6 | 13.30 |
| 5 | 16.77 |
| 4 | 21.15 |
| 3 | 26.67 |
| 2 | 33.63 |
| 1 | 42.41 |
| 0 | 53.48 |





«ЭЛЕКТРО-ПРОФИ» - http://www.ep.ru

# Index


**Index**

| | |
|---|---|
| Index Type | X.2 |
| Index Order No. | X.37 |
| Addresses worldwide | X.76 |






«ЭЛЕКТРО-ПРОФИ» - http://www.ep.ru

| Type | Order No. | Page |
|---|---|---|
| **A** | | |
| ADP 1/HP1 1M | 0485200000 | I.52 |
| ADP 10 | 4169320000 | I.56 |
| ADP 11 | 4169330000 | I.56 |
| ADP 5 | 4167150000 | I.54 |
| ADP 6 | 4167160000 | I.54 |
| AP 100 | 1185060000 | I.56 |
| AP 100 D | 1185160000 | I.56 |
| AP 110 | 1185260000 | I.56 |
| AP 110 D | 1185360000 | I.56 |
| AP 111 | 1185460000 | I.56 |
| AP 111 D | 1185560000 | I.56 |
| AP 45/LI | 8143910000 | I.52 |
| AP 45/LI DI | 8140870000 | I.52 |
| AP 45/LI OR | 1011590000 | I.52 |
| AP 45/RE | 8143900000 | I.52 |
| AP 45/RE DI | 8140860000 | I.52 |
| AP 45/RE OR | 1011600000 | I.52 |
| AP 80 | 1324260000 | I.54 |
| AP 80 | 8320300000 | I.54 |
| AP 80 D | 1324360000 | I.54 |
| AP 85 | 1410860000 | I.54 |
| AP 85 D | 1411060000 | I.54 |
| AP 86 | 1410960000 | I.54 |
| AP 86 D | 1411160000 | I.54 |
| AP 90 GR | 1961890000 | I.55 |
| AP 90 OR | 1961880000 | I.55 |
| AP MCZ1.5 | 8389030000 | I.47 |
| AP RF 122 LI OR | 1020640000 | I.57 |
| AP RF 122 RE OR | 1020650000 | I.57 |
| AP RF80 LI | 8156210000 | I.54 |
| AP RF80 RE | 8156200000 | I.54 |
| **B** | | |
| B2L 3.50/04/180 SN BK BX | 1920840000 | C.16 |
| B2L 3.50/04/180 SN OR BX | 1006630000 | C.16 |
| B2L 3.50/04/180F SN BK BX | 1001270000 | C.17 |
| B2L 3.50/04/180F SN OR BX | 1001260000 | C.17 |
| B2L 3.50/04/180LH SN BK BX | 1001290000 | C.17 |
| B2L 3.50/04/180LH SN OR BX | 1001280000 | C.17 |
| B2L 3.50/06/180 SN BK BX | 1727640000 | C.16 |
| B2L 3.50/06/180 SN OR BX | 1727560000 | C.16 |
| B2L 3.50/06/180F SN BK BX | 1748170000 | C.17 |
| B2L 3.50/06/180F SN OR BX | 1748010000 | C.17 |
| B2L 3.50/06/180FQV3 SN BK BX | 1944670000 | C.19 |
| B2L 3.50/06/180LH SN BK BX | 1748490000 | C.17 |
| B2L 3.50/06/180LH SN OR BX | 1748330000 | C.17 |
| B2L 3.50/06/180LHQV3 SN BK BX | 1944750000 | C.19 |
| B2L 3.50/06/180QV3 SN BK BX | 1944590000 | C.18 |
| B2L 3.50/08/180 SN BK BX | 1727650000 | C.16 |
| B2L 3.50/08/180 SN OR BX | 1727570000 | C.16 |
| B2L 3.50/08/180F SN BK BX | 1748180000 | C.17 |
| B2L 3.50/08/180F SN OR BX | 1748020000 | C.17 |
| B2L 3.50/08/180FQV4 SN BK BX | 1944680000 | C.19 |
| B2L 3.50/08/180LH SN BK BX | 1748500000 | C.17 |
| B2L 3.50/08/180LH SN OR BX | 1748340000 | C.17 |
| B2L 3.50/08/180LHQV4 SN BK BX | 1944760000 | C.19 |
| B2L 3.50/08/180QV4 SN BK BX | 1944600000 | C.18 |
| B2L 3.50/10/180 SN BK BX | 1727660000 | C.16 |
| B2L 3.50/10/180 SN OR BX | 1727580000 | C.16 |
| B2L 3.50/10/180F SN BK BX | 1748190000 | C.17 |
| B2L 3.50/10/180F SN OR BX | 1748030000 | C.17 |
| B2L 3.50/10/180FQV5 SN BK BX | 1944690000 | C.19 |
| B2L 3.50/10/180LH SN BK BX | 1748510000 | C.17 |
| B2L 3.50/10/180LH SN OR BX | 1748350000 | C.17 |
| B2L 3.50/10/180LHQV5 SN BK BX | 1944770000 | C.19 |
| B2L 3.50/10/180QV5 SN BK BX | 1944610000 | C.18 |
| B2L 3.50/12/180 SN BK BX | 1727670000 | C.16 |
| B2L 3.50/12/180 SN OR BX | 1727590000 | C.16 |
| B2L 3.50/12/180F SN BK BX | 1748200000 | C.17 |
| B2L 3.50/12/180F SN OR BX | 1748040000 | C.17 |
| B2L 3.50/12/180FQV6 SN BK BX | 1944700000 | C.19 |
| B2L 3.50/12/180LH SN BK BX | 1748520000 | C.17 |
| B2L 3.50/12/180LH SN OR BX | 1748360000 | C.17 |
| B2L 3.50/12/180LHQV6 SN BK BX | 1944780000 | C.19 |
| B2L 3.50/12/180QV6 SN BK BX | 1944620000 | C.18 |
| B2L 3.50/14/180 SN BK BX | 1727680000 | C.16 |
| B2L 3.50/14/180 SN OR BX | 1727600000 | C.16 |
| B2L 3.50/14/180F SN BK BX | 1748210000 | C.17 |
| B2L 3.50/14/180F SN OR BX | 1748050000 | C.17 |
| B2L 3.50/14/180FQV7 SN BK BX | 1944710000 | C.19 |
| B2L 3.50/14/180LH SN BK BX | 1748530000 | C.17 |
| B2L 3.50/14/180LH SN OR BX | 1748370000 | C.17 |
| B2L 3.50/14/180LHQV7 SN BK BX | 1944790000 | C.19 |
| B2L 3.50/14/180QV7 SN BK BX | 1944630000 | C.18 |
| B2L 3.50/16/180 SN BK BX | 1727690000 | C.16 |
| B2L 3.50/16/180 SN OR BX | 1727610000 | C.16 |
| B2L 3.50/16/180F SN BK BX | 1748220000 | C.17 |
| B2L 3.50/16/180F SN OR BX | 1748060000 | C.17 |
| B2L 3.50/16/180FQV8 SN BK BX | 1944720000 | C.19 |
| B2L 3.50/16/180LH SN BK BX | 1748540000 | C.17 |
| B2L 3.50/16/180LH SN OR BX | 1748380000 | C.17 |
| B2L 3.50/16/180LHQV8 SN BK BX | 1944800000 | C.19 |
| B2L 3.50/16/180QV8 SN BK BX | 1944640000 | C.18 |
| B2L 3.50/18/180 SN BK BX | 1727700000 | C.16 |
| B2L 3.50/18/180 SN OR BX | 1727620000 | C.16 |
| B2L 3.50/18/180F SN BK BX | 1748230000 | C.17 |
| B2L 3.50/18/180F SN OR BX | 1748070000 | C.17 |
| B2L 3.50/18/180FQV9 SN BK BX | 1944730000 | C.19 |
| B2L 3.50/18/180LH SN BK BX | 1748550000 | C.17 |
| B2L 3.50/18/180LH SN OR BX | 1748390000 | C.17 |
| B2L 3.50/18/180LHQV9 SN BK BX | 1944810000 | C.19 |
| B2L 3.50/18/180QV9 SN BK BX | 1944650000 | C.18 |
| B2L 3.50/20/180 SN BK BX | 1727710000 | C.16 |
| B2L 3.50/20/180 SN OR BX | 1727630000 | C.16 |
| B2L 3.50/20/180F SN BK BX | 1748240000 | C.17 |
| B2L 3.50/20/180F SN OR BX | 1748080000 | C.17 |
| B2L 3.50/20/180LH SN BK BX | 1748560000 | C.17 |
| B2L 3.50/20/180LH SN OR BX | 1748400000 | C.17 |
| B2L 3.50/22/180 SN BK BX | 1747930000 | C.16 |
| B2L 3.50/22/180 SN OR BX | 1747850000 | C.16 |
| B2L 3.50/22/180F SN BK BX | 1748250000 | C.17 |
| B2L 3.50/22/180F SN OR BX | 1748090000 | C.17 |
| B2L 3.50/22/180LH SN BK BX | 1748570000 | C.17 |
| B2L 3.50/22/180LH SN OR BX | 1748410000 | C.17 |
| B2L 3.50/24/180 SN BK BX | 1747940000 | C.16 |
| B2L 3.50/24/180 SN OR BX | 1747860000 | C.16 |
| B2L 3.50/24/180F SN BK BX | 1748260000 | C.17 |
| B2L 3.50/24/180F SN OR BX | 1748100000 | C.17 |
| B2L 3.50/24/180LH SN BK BX | 1748580000 | C.17 |
| B2L 3.50/24/180LH SN OR BX | 1748420000 | C.17 |
| B2L 3.50/26/180 SN BK BX | 1747950000 | C.16 |
| B2L 3.50/26/180 SN OR BX | 1747870000 | C.16 |
| B2L 3.50/26/180F SN BK BX | 1748270000 | C.17 |
| B2L 3.50/26/180F SN OR BX | 1748110000 | C.17 |
| B2L 3.50/26/180LH SN BK BX | 1748590000 | C.17 |
| B2L 3.50/26/180LH SN OR BX | 1748430000 | C.17 |
| B2L 3.50/28/180 SN BK BX | 1747960000 | C.16 |
| B2L 3.50/28/180 SN OR BX | 1747880000 | C.16 |
| B2L 3.50/28/180F SN BK BX | 1748280000 | C.17 |
| B2L 3.50/28/180F SN OR BX | 1748120000 | C.17 |
| B2L 3.50/28/180LH SN BK BX | 1748600000 | C.17 |
| B2L 3.50/28/180LH SN OR BX | 1748440000 | C.17 |
| B2L 3.50/30/180 SN BK BX | 1747970000 | C.16 |
| B2L 3.50/30/180 SN OR BX | 1747890000 | C.16 |
| B2L 3.50/30/180F SN BK BX | 1748290000 | C.17 |
| B2L 3.50/30/180F SN OR BX | 1748130000 | C.17 |
| B2L 3.50/30/180LH SN BK BX | 1748610000 | C.17 |
| B2L 3.50/30/180LH SN OR BX | 1748450000 | C.17 |
| B2L 3.50/32/180 SN BK BX | 1747980000 | C.16 |
| B2L 3.50/32/180 SN OR BX | 1747900000 | C.16 |
| B2L 3.50/32/180F SN BK BX | 1748300000 | C.17 |
| B2L 3.50/32/180F SN OR BX | 1748140000 | C.17 |
| B2L 3.50/32/180LH SN BK BX | 1748620000 | C.17 |
| B2L 3.50/32/180LH SN OR BX | 1748460000 | C.17 |
| B2L 3.50/34/180 SN BK BX | 1747990000 | C.16 |
| B2L 3.50/34/180 SN OR BX | 1747910000 | C.16 |
| B2L 3.50/34/180F SN BK BX | 1748310000 | C.17 |
| B2L 3.50/34/180F SN OR BX | 1748150000 | C.17 |
| B2L 3.50/34/180LH SN BK BX | 1748630000 | C.17 |
| B2L 3.50/34/180LH SN OR BX | 1748470000 | C.17 |
| B2L 3.50/36/180 SN BK BX | 1748000000 | C.16 |
| B2L 3.50/36/180 SN OR BX | 1747920000 | C.16 |
| B2L 3.50/36/180F SN BK BX | 1748320000 | C.17 |
| B2L 3.50/36/180F SN OR BX | 1748160000 | C.17 |
| B2L 3.50/36/180LH SN BK BX | 1748640000 | C.17 |
| B2L 3.50/36/180LH SN OR BX | 1748480000 | C.17 |
| B2L 3.5-AH 10 SW | 1781580000 | D.4 |
| B2L 3.5-AH 12 SW | 1781590000 | D.4 |
| B2L 3.5-AH 14 SW | 1781600000 | D.4 |
| B2L 3.5-AH 16 SW | 1781610000 | D.4 |
| B2L 3.5-AH 18 SW | 1781620000 | D.4 |
| B2L 3.5-AH 20 SW | 1781630000 | D.4 |
| B2L 3.5-AH 22 SW | 1781640000 | D.4 |
| B2L 3.5-AH 24 SW | 1781650000 | D.4 |
| B2L 3.5-AH 26 SW | 1781660000 | D.4 |
| B2L 3.5-AH 28 SW | 1781670000 | D.4 |
| B2L 3.5-AH 30 SW | 1781680000 | D.4 |
| B2L 3.5-AH 32 SW | 1781690000 | D.4 |
| B2L 3.5-AH 34 SW | 1781700000 | D.4 |
| B2L 3.5-AH 36 SW | 1781710000 | D.4 |
| B2L 3.5-AH 6 SW | 1781560000 | D.4 |
| B2L 3.5-AH 8 SW | 1781570000 | D.4 |
| B2L/S2L 3.5 KO OR | 1849730000 | D.10 |
| B2L/S2L 3.5 KO SW | 1849740000 | D.10 |
| BCF 3.81/02/180 SN BK BX | 1969890000 | C.112 |
| BCF 3.81/02/180 SN OR BX | 1969090000 | C.112 |
| BCF 3.81/02/180F SN BK BX | 1971500000 | C.113 |
| BCF 3.81/02/180F SN OR BX | 1970300000 | C.113 |
| BCF 3.81/02/180LR SN BK BX | 1972600000 | C.113 |
| BCF 3.81/02/180LR SN OR BX | 1972200000 | C.113 |
| BCF 3.81/03/180 SN BK BX | 1969920000 | C.112 |
| BCF 3.81/03/180 SN OR BX | 1969100000 | C.112 |
| BCF 3.81/03/180F SN BK BX | 1971570000 | C.113 |
| BCF 3.81/03/180F SN OR BX | 1970330000 | C.113 |
| BCF 3.81/03/180LR SN BK BX | 1972610000 | C.113 |
| BCF 3.81/03/180LR SN OR BX | 1972210000 | C.113 |
| BCF 3.81/04/180 SN BK BX | 1969950000 | C.112 |
| BCF 3.81/04/180 SN OR BX | 1969110000 | C.112 |
| BCF 3.81/04/180F SN BK BX | 1971590000 | C.113 |
| BCF 3.81/04/180F SN OR BX | 1970370000 | C.113 |
| BCF 3.81/04/180LR SN BK BX | 1972620000 | C.113 |
| BCF 3.81/04/180LR SN OR BX | 1972220000 | C.113 |
| BCF 3.81/04/180ZE SN BK BX | 1231670000 | C.114 |
| BCF 3.81/04/180ZE SN OR BX | 1231510000 | C.114 |
| BCF 3.81/05/180 SN BK BX | 1969970000 | C.112 |
| BCF 3.81/05/180 SN OR BX | 1969120000 | C.112 |
| BCF 3.81/05/180F SN BK BX | 1971620000 | C.113 |
| BCF 3.81/05/180F SN OR BX | 1970380000 | C.113 |
| BCF 3.81/05/180FZE SN BK BX | 1231350000 | C.115 |
| BCF 3.81/05/180FZE SN OR BX | 1235970000 | C.115 |
| BCF 3.81/05/180LR SN BK BX | 1972630000 | C.113 |
| BCF 3.81/05/180LR SN OR BX | 1972230000 | C.113 |
| BCF 3.81/05/180LRZE SN BK BX | 1231520000 | C.115 |
| BCF 3.81/05/180LRZE SN OR BX | 1236120000 | C.115 |
| BCF 3.81/05/180ZE SN BK BX | 1231680000 | C.114 |
| BCF 3.81/05/180ZE SN OR BX | 1235790000 | C.114 |
| BCF 3.81/06/180 SN BK BX | 1969980000 | C.112 |
| BCF 3.81/06/180 SN OR BX | 1969130000 | C.112 |
| BCF 3.81/06/180F SN BK BX | 1971650000 | C.113 |
| BCF 3.81/06/180F SN OR BX | 1970400000 | C.113 |
| BCF 3.81/06/180FZE SN BK BX | 1231360000 | C.115 |
| BCF 3.81/06/180FZE SN OR BX | 1235980000 | C.115 |
| BCF 3.81/06/180LR SN BK BX | 1972640000 | C.113 |
| BCF 3.81/06/180LR SN OR BX | 1972240000 | C.113 |
| BCF 3.81/06/180LRZE SN BK BX | 1231530000 | C.115 |
| BCF 3.81/06/180LRZE SN OR BX | 1236130000 | C.115 |
| BCF 3.81/06/180ZE SN BK BX | 1231690000 | C.114 |
| BCF 3.81/06/180ZE SN OR BX | 1235800000 | C.114 |
| BCF 3.81/07/180 SN BK BX | 1969990000 | C.112 |
| BCF 3.81/07/180 SN OR BX | 1969140000 | C.112 |
| BCF 3.81/07/180F SN BK BX | 1971780000 | C.113 |
| BCF 3.81/07/180F SN OR BX | 1970440000 | C.113 |
| BCF 3.81/07/180FZE SN BK BX | 1231370000 | C.115 |
| BCF 3.81/07/180FZE SN OR BX | 1235990000 | C.115 |
| BCF 3.81/07/180LR SN BK BX | 1972650000 | C.113 |
| BCF 3.81/07/180LR SN OR BX | 1972250000 | C.113 |
| BCF 3.81/07/180LRZE SN BK BX | 1231540000 | C.115 |
| BCF 3.81/07/180LRZE SN OR BX | 1236140000 | C.115 |
| BCF 3.81/07/180ZE SN BK BX | 1231710000 | C.114 |
| BCF 3.81/07/180ZE SN OR BX | 1235810000 | C.114 |
| BCF 3.81/08/180 SN BK BX | 1970000000 | C.112 |
| BCF 3.81/08/180 SN OR BX | 1969150000 | C.112 |
| BCF 3.81/08/180F SN BK BX | 1971830000 | C.113 |
| BCF 3.81/08/180F SN OR BX | 1970550000 | C.113 |
| BCF 3.81/08/180FZE SN BK BX | 1231380000 | C.115 |
| BCF 3.81/08/180FZE SN OR BX | 1236000000 | C.115 |
| BCF 3.81/08/180LR SN BK BX | 1972660000 | C.113 |
| BCF 3.81/08/180LR SN OR BX | 1972260000 | C.113 |
| BCF 3.81/08/180LRZE SN BK BX | 1231550000 | C.115 |
| BCF 3.81/08/180LRZE SN OR BX | 1236150000 | C.115 |
| BCF 3.81/08/180ZE SN BK BX | 1231720000 | C.114 |
| BCF 3.81/08/180ZE SN OR BX | 1235820000 | C.114 |
| BCF 3.81/09/180 SN BK BX | 1970040000 | C.112 |
| BCF 3.81/09/180 SN OR BX | 1969160000 | C.112 |
| BCF 3.81/09/180F SN BK BX | 1971850000 | C.113 |
| BCF 3.81/09/180F SN OR BX | 1970570000 | C.113 |
| BCF 3.81/09/180FZE SN BK BX | 1231390000 | C.115 |
| BCF 3.81/09/180FZE SN OR BX | 1236010000 | C.115 |
| BCF 3.81/09/180LR SN BK BX | 1972670000 | C.113 |
| BCF 3.81/09/180LR SN OR BX | 1972270000 | C.113 |
| BCF 3.81/09/180LRZE SN BK BX | 1231560000 | C.115 |
| BCF 3.81/09/180LRZE SN OR BX | 1236160000 | C.115 |
| BCF 3.81/09/180ZE SN BK BX | 1231730000 | C.114 |
| BCF 3.81/09/180ZE SN OR BX | 1235830000 | C.114 |
| BCF 3.81/10/180 SN BK BX | 1970130000 | C.112 |
| BCF 3.81/10/180 SN OR BX | 1969170000 | C.112 |
| BCF 3.81/10/180F SN BK BX | 1971870000 | C.113 |
| BCF 3.81/10/180F SN OR BX | 1970580000 | C.113 |
| BCF 3.81/10/180FZE SN BK BX | 1231410000 | C.115 |
| BCF 3.81/10/180FZE SN OR BX | 1236020000 | C.115 |
| BCF 3.81/10/180LR SN BK BX | 1972680000 | C.113 |
| BCF 3.81/10/180LR SN OR BX | 1972280000 | C.113 |
| BCF 3.81/10/180LRZE SN BK BX | 1231570000 | C.115 |
| BCF 3.81/10/180LRZE SN OR BX | 1236170000 | C.115 |
| BCF 3.81/10/180ZE SN BK BX | 1231740000 | C.114 |
| BCF 3.81/10/180ZE SN OR BX | 1235840000 | C.114 |
| BCF 3.81/11/180 SN BK BX | 1970170000 | C.112 |
| BCF 3.81/11/180 SN OR BX | 1969180000 | C.112 |
| BCF 3.81/11/180F SN BK BX | 1971900000 | C.113 |
| BCF 3.81/11/180F SN OR BX | 1970620000 | C.113 |
| BCF 3.81/11/180FZE SN BK BX | 1231420000 | C.115 |
| BCF 3.81/11/180FZE SN OR BX | 1236030000 | C.115 |
| BCF 3.81/11/180LR SN BK BX | 1972690000 | C.113 |
| BCF 3.81/11/180LR SN OR BX | 1972290000 | C.113 |
| BCF 3.81/11/180LRZE SN BK BX | 1231580000 | C.115 |
| BCF 3.81/11/180LRZE SN OR BX | 1236180000 | C.115 |
| BCF 3.81/11/180ZE SN BK BX | 1231750000 | C.114 |
| BCF 3.81/11/180ZE SN OR BX | 1235870000 | C.114 |
| BCF 3.81/12/180 SN BK BX | 1970190000 | C.112 |
| BCF 3.81/12/180 SN OR BX | 1969190000 | C.112 |
| BCF 3.81/12/180F SN BK BX | 1971940000 | C.113 |
| BCF 3.81/12/180F SN OR BX | 1970650000 | C.113 |
| BCF 3.81/12/180FZE SN BK BX | 1231430000 | C.115 |
| BCF 3.81/12/180FZE SN OR BX | 1236040000 | C.115 |
| BCF 3.81/12/180LR SN BK BX | 1972700000 | C.113 |
| BCF 3.81/12/180LR SN OR BX | 1972300000 | C.113 |
| BCF 3.81/12/180LRZE SN BK BX | 1231590000 | C.115 |
| BCF 3.81/12/180LRZE SN OR BX | 1236190000 | C.115 |
| BCF 3.81/12/180ZE SN BK BX | 1231760000 | C.114 |
| BCF 3.81/12/180ZE SN OR BX | 1235880000 | C.114 |
| BCF 3.81/13/180 SN BK BX | 1970200000 | C.112 |
| BCF 3.81/13/180 SN OR BX | 1969200000 | C.112 |
| BCF 3.81/13/180F SN BK BX | 1971970000 | C.113 |
| BCF 3.81/13/180F SN OR BX | 1970690000 | C.113 |
| BCF 3.81/13/180FZE SN BK BX | 1231440000 | C.115 |
| BCF 3.81/13/180FZE SN OR BX | 1236050000 | C.115 |
| BCF 3.81/13/180LR SN BK BX | 1972710000 | C.113 |






«ЭЛЕКТРО-ПРОФИ» - http://www.ep.ru

| Type | Order No. | Page |
|---|---|---|
| BCF 3.81/13/180LR SN OR BX | 1972310000 | C.113 |
| BCF 3.81/13/180LRZE SN BK BX | 1231610000 | C.115 |
| BCF 3.81/13/180LRZE SN OR BX | 1236200000 | C.115 |
| BCF 3.81/13/180ZE SN BK BX | 1231770000 | C.114 |
| BCF 3.81/13/180ZE SN OR BX | 1235890000 | C.114 |
| BCF 3.81/14/180 SN BK BX | 1970210000 | C.112 |
| BCF 3.81/14/180 SN OR BX | 1969210000 | C.112 |
| BCF 3.81/14/180F SN BK BX | 1972000000 | C.113 |
| BCF 3.81/14/180F SN OR BX | 1970730000 | C.113 |
| BCF 3.81/14/180FZE SN BK BX | 1231450000 | C.115 |
| BCF 3.81/14/180FZE SN OR BX | 1236070000 | C.115 |
| BCF 3.81/14/180LR SN BK BX | 1972720000 | C.113 |
| BCF 3.81/14/180LR SN OR BX | 1972320000 | C.113 |
| BCF 3.81/14/180LRZE SN BK BX | 1231620000 | C.115 |
| BCF 3.81/14/180LRZE SN OR BX | 1236210000 | C.115 |
| BCF 3.81/14/180ZE SN BK BX | 1231780000 | C.114 |
| BCF 3.81/14/180ZE SN OR BX | 1235900000 | C.114 |
| BCF 3.81/15/180 SN BK BX | 1970220000 | C.112 |
| BCF 3.81/15/180 SN OR BX | 1969220000 | C.112 |
| BCF 3.81/15/180F SN BK BX | 1972030000 | C.113 |
| BCF 3.81/15/180F SN OR BX | 1970750000 | C.113 |
| BCF 3.81/15/180FZE SN BK BX | 1231460000 | C.115 |
| BCF 3.81/15/180FZE SN OR BX | 1236080000 | C.115 |
| BCF 3.81/15/180LR SN BK BX | 1972730000 | C.113 |
| BCF 3.81/15/180LR SN OR BX | 1972330000 | C.113 |
| BCF 3.81/15/180LRZE SN BK BX | 1231630000 | C.115 |
| BCF 3.81/15/180LRZE SN OR BX | 1236220000 | C.115 |
| BCF 3.81/15/180ZE SN BK BX | 1231790000 | C.114 |
| BCF 3.81/15/180ZE SN OR BX | 1235910000 | C.114 |
| BCF 3.81/16/180 SN BK BX | 1970230000 | C.112 |
| BCF 3.81/16/180 SN OR BX | 1969230000 | C.112 |
| BCF 3.81/16/180F SN BK BX | 1972070000 | C.113 |
| BCF 3.81/16/180F SN OR BX | 1970820000 | C.113 |
| BCF 3.81/16/180FZE SN BK BX | 1231470000 | C.115 |
| BCF 3.81/16/180FZE SN OR BX | 1236090000 | C.115 |
| BCF 3.81/16/180LR SN BK BX | 1972740000 | C.113 |
| BCF 3.81/16/180LR SN OR BX | 1972340000 | C.113 |
| BCF 3.81/16/180LRZE SN BK BX | 1231640000 | C.115 |
| BCF 3.81/16/180LRZE SN OR BX | 1236230000 | C.115 |
| BCF 3.81/16/180ZE SN BK BX | 1231810000 | C.114 |
| BCF 3.81/16/180ZE SN OR BX | 1235920000 | C.114 |
| BCF 3.81/17/180 SN BK BX | 1970240000 | C.112 |
| BCF 3.81/17/180 SN OR BX | 1969240000 | C.112 |
| BCF 3.81/17/180F SN BK BX | 1972100000 | C.113 |
| BCF 3.81/17/180F SN OR BX | 1970850000 | C.113 |
| BCF 3.81/17/180FZE SN BK BX | 1231480000 | C.115 |
| BCF 3.81/17/180FZE SN OR BX | 1236100000 | C.115 |
| BCF 3.81/17/180LR SN BK BX | 1972750000 | C.113 |
| BCF 3.81/17/180LR SN OR BX | 1972350000 | C.113 |
| BCF 3.81/17/180LRZE SN BK BX | 1231650000 | C.115 |
| BCF 3.81/17/180LRZE SN OR BX | 1236240000 | C.115 |
| BCF 3.81/17/180ZE SN BK BX | 1231820000 | C.114 |
| BCF 3.81/17/180ZE SN OR BX | 1235930000 | C.114 |
| BCF 3.81/18/180 SN BK BX | 1970250000 | C.112 |
| BCF 3.81/18/180 SN OR BX | 1969250000 | C.112 |
| BCF 3.81/18/180F SN BK BX | 1972170000 | C.113 |
| BCF 3.81/18/180F SN OR BX | 1970890000 | C.113 |
| BCF 3.81/18/180FZE SN BK BX | 1231490000 | C.115 |
| BCF 3.81/18/180FZE SN OR BX | 1236110000 | C.115 |
| BCF 3.81/18/180LR SN BK BX | 1972760000 | C.113 |
| BCF 3.81/18/180LR SN OR BX | 1972360000 | C.113 |
| BCF 3.81/18/180LRZE SN BK BX | 1231660000 | C.115 |
| BCF 3.81/18/180LRZE SN OR BX | 1236250000 | C.115 |
| BCF 3.81/18/180ZE SN BK BX | 1231830000 | C.114 |
| BCF 3.81/18/180ZE SN OR BX | 1235940000 | C.114 |
| BCL-SMT 3.81/02/180 1.5SN BK BX | 1976490000 | C.118 |
| BCL-SMT 3.81/02/180LFI 1.5SN BK BX | 1029260000 | C.119 |
| BCL-SMT 3.81/02/90 1.5SN BK BX | 1974750000 | C.116 |
| BCL-SMT 3.81/02/90F 1.5SN BK | 1975690000 | C.117 |
| BCL-SMT 3.81/02/90LFI 1.5SN BK BX | 1028720000 | C.117 |
| BCL-SMT 3.81/03/180 1.5SN BK BX | 1976500000 | C.118 |
| BCL-SMT 3.81/03/180LFI 1.5SN BK BX | 1029270000 | C.119 |
| BCL-SMT 3.81/03/90 1.5SN BK BX | 1974770000 | C.116 |
| BCL-SMT 3.81/03/90F 1.5SN BK | 1975700000 | C.117 |
| BCL-SMT 3.81/03/90LFI 1.5SN BK BX | 1028730000 | C.117 |
| BCL-SMT 3.81/04/180 1.5SN BK BX | 1976520000 | C.118 |
| BCL-SMT 3.81/04/180LFI 1.5SN BK BX | 1029280000 | C.119 |
| BCL-SMT 3.81/04/90 1.5SN BK BX | 1974780000 | C.116 |
| BCL-SMT 3.81/04/90F 1.5SN BK | 1975710000 | C.117 |
| BCL-SMT 3.81/04/90LFI 1.5SN BK BX | 1028740000 | C.117 |
| BCL-SMT 3.81/05/180 1.5SN BK BX | 1976530000 | C.118 |
| BCL-SMT 3.81/05/180LFI 1.5SN BK BX | 1029290000 | C.119 |
| BCL-SMT 3.81/05/90 1.5SN BK BX | 1974800000 | C.116 |
| BCL-SMT 3.81/05/90F 1.5SN BK | 1975730000 | C.117 |
| BCL-SMT 3.81/05/90LFI 1.5SN BK BX | 1028750000 | C.117 |
| BCL-SMT 3.81/06/180 1.5SN BK BX | 1976550000 | C.118 |
| BCL-SMT 3.81/06/180LFI 1.5SN BK BX | 1029310000 | C.119 |
| BCL-SMT 3.81/06/90 1.5SN BK BX | 1974820000 | C.116 |
| BCL-SMT 3.81/06/90F 1.5SN BK | 1975740000 | C.117 |
| BCL-SMT 3.81/06/90LFI 1.5SN BK BX | 1028760000 | C.117 |
| BCL-SMT 3.81/07/180 1.5SN BK BX | 1976570000 | C.118 |
| BCL-SMT 3.81/07/180LFI 1.5SN BK BX | 1029320000 | C.119 |
| BCL-SMT 3.81/07/90 1.5SN BK BX | 1974840000 | C.116 |
| BCL-SMT 3.81/07/90F 1.5SN BK | 1975750000 | C.117 |
| BCL-SMT 3.81/07/90LFI 1.5SN BK BX | 1028770000 | C.117 |
| BCL-SMT 3.81/08/180 1.5SN BK BX | 1976580000 | C.118 |
| BCL-SMT 3.81/08/180LFI 1.5SN BK BX | 1029330000 | C.119 |
| BCL-SMT 3.81/08/90 1.5SN BK BX | 1974850000 | C.116 |
| BCL-SMT 3.81/08/90F 1.5SN BK | 1975760000 | C.117 |
| BCL-SMT 3.81/08/90LFI 1.5SN BK BX | 1028790000 | C.117 |

| Type | Order No. | Page |
|---|---|---|
| BCL-SMT 3.81/09/180 1.5SN BK BX | 1976590000 | C.118 |
| BCL-SMT 3.81/09/180LFI 1.5SN BK BX | 1029340000 | C.119 |
| BCL-SMT 3.81/09/90 1.5SN BK BX | 1974880000 | C.116 |
| BCL-SMT 3.81/09/90F 1.5SN BK | 1975780000 | C.117 |
| BCL-SMT 3.81/09/90LFI 1.5SN BK BX | 1028810000 | C.117 |
| BCL-SMT 3.81/10/180 1.5SN BK BX | 1976610000 | C.118 |
| BCL-SMT 3.81/10/180LFI 1.5SN BK BX | 1029350000 | C.119 |
| BCL-SMT 3.81/10/90 1.5SN BK BX | 1974890000 | C.116 |
| BCL-SMT 3.81/10/90F 1.5SN BK | 1975790000 | C.117 |
| BCL-SMT 3.81/10/90LFI 1.5SN BK BX | 1028820000 | C.117 |
| BCL-SMT 3.81/11/180 1.5SN BK BX | 1976620000 | C.118 |
| BCL-SMT 3.81/11/180LFI 1.5SN BK BX | 1029360000 | C.119 |
| BCL-SMT 3.81/11/90 1.5SN BK BX | 1974910000 | C.116 |
| BCL-SMT 3.81/11/90F 1.5SN BK | 1975820000 | C.117 |
| BCL-SMT 3.81/11/90LFI 1.5SN BK BX | 1028830000 | C.117 |
| BCL-SMT 3.81/12/180 1.5SN BK BX | 1976640000 | C.118 |
| BCL-SMT 3.81/12/180LFI 1.5SN BK BX | 1029370000 | C.119 |
| BCL-SMT 3.81/12/90 1.5SN BK BX | 1974930000 | C.116 |
| BCL-SMT 3.81/12/90F 1.5SN BK | 1975830000 | C.117 |
| BCL-SMT 3.81/12/90LFI 1.5SN BK BX | 1028840000 | C.117 |
| BCZ 3.81 AH03 | 1005280000 | D.4 |
| BCZ 3.81 AH04 | 1005290000 | D.4 |
| BCZ 3.81 AH05 | 1005300000 | D.4 |
| BCZ 3.81 AH06 | 1005310000 | D.4 |
| BCZ 3.81 AH07 | 1005320000 | D.4 |
| BCZ 3.81 AH08 | 1005330000 | D.4 |
| BCZ 3.81 AH09 | 1005340000 | D.4 |
| BCZ 3.81 AH10 | 1005350000 | D.4 |
| BCZ 3.81 AH11 | 1005360000 | D.4 |
| BCZ 3.81 AH12 | 1005370000 | D.4 |
| BCZ 3.81 AH13 | 1005380000 | D.4 |
| BCZ 3.81 AH14 | 1005390000 | D.4 |
| BCZ 3.81 AH15 | 1005400000 | D.4 |
| BCZ 3.81 AH16 | 1005410000 | D.4 |
| BCZ 3.81 AH17 | 1005420000 | C.106 |
| BCZ 3.81 AH18 | 1005430000 | C.106 |
| BCZ 3.81 AH19 | 1005440000 | C.106 |
| BCZ 3.81 AH20 | 1005450000 | C.106 |
| BCZ 3.81/02/180 SN BK BX | 1792770000 | C.106 |
| BCZ 3.81/02/180 SN OR BX | 1940730000 | C.106 |
| BCZ 3.81/02/180F SN BK BX | 1792950000 | C.107 |
| BCZ 3.81/02/180F SN OR BX | 1941010000 | C.107 |
| BCZ 3.81/02/180LR SN BK BX | 1941780000 | C.107 |
| BCZ 3.81/02/180LR SN OR BX | 1941400000 | C.107 |
| BCZ 3.81/02/270 SN BK BX | 1798940000 | C.111 |
| BCZ 3.81/02/270 SN OR BX | 1940190000 | C.111 |
| BCZ 3.81/02/270F SN BK BX | 1799100000 | C.111 |
| BCZ 3.81/02/270F SN OR BX | 1940460000 | C.111 |
| BCZ 3.81/02/90 SN BK BX | 1798500000 | C.110 |
| BCZ 3.81/02/90 SN OR BX | 1939820000 | C.110 |
| BCZ 3.81/02/90F SN BK BX | 1798780000 | C.111 |
| BCZ 3.81/02/90F SN OR BX | 1939980000 | C.111 |
| BCZ 3.81/03/180 SN BK BX | 1792780000 | C.106 |
| BCZ 3.81/03/180 SN OR BX | 1940740000 | C.106 |
| BCZ 3.81/03/180F SN BK BX | 1792960000 | C.107 |
| BCZ 3.81/03/180F SN OR BX | 1941020000 | C.107 |
| BCZ 3.81/03/180LR SN BK BX | 1941790000 | C.107 |
| BCZ 3.81/03/180LR SN OR BX | 1941410000 | C.107 |
| BCZ 3.81/03/270 SN BK BX | 1798160000 | C.111 |
| BCZ 3.81/03/270 SN OR BX | 1940200000 | C.111 |
| BCZ 3.81/03/270F SN BK BX | 1798180000 | C.111 |
| BCZ 3.81/03/270F SN OR BX | 1940470000 | C.111 |
| BCZ 3.81/03/90 SN BK BX | 1798120000 | C.110 |
| BCZ 3.81/03/90 SN OR BX | 1939830000 | C.110 |
| BCZ 3.81/03/90F SN BK BX | 1798140000 | C.111 |
| BCZ 3.81/03/90F SN OR BX | 1939990000 | C.111 |
| BCZ 3.81/04/180 SN BK BX | 1792790000 | C.106 |
| BCZ 3.81/04/180 SN OR BX | 1940750000 | C.106 |
| BCZ 3.81/04/180F SN BK BX | 1792970000 | C.107 |
| BCZ 3.81/04/180F SN OR BX | 1941030000 | C.107 |
| BCZ 3.81/04/180LR SN BK BX | 1941800000 | C.107 |
| BCZ 3.81/04/180LR SN OR BX | 1941420000 | C.107 |
| BCZ 3.81/04/270 SN BK BX | 1798950000 | C.111 |
| BCZ 3.81/04/270 SN OR BX | 1940210000 | C.111 |
| BCZ 3.81/04/270F SN BK BX | 1799110000 | C.111 |
| BCZ 3.81/04/270F SN OR BX | 1940480000 | C.111 |
| BCZ 3.81/04/90 SN BK BX | 1798550000 | C.110 |
| BCZ 3.81/04/90 SN OR BX | 1939840000 | C.110 |
| BCZ 3.81/04/90F SN BK BX | 1798790000 | C.111 |
| BCZ 3.81/04/90F SN OR BX | 1940000000 | C.111 |
| BCZ 3.81/05/180 SN BK BX | 1792800000 | C.106 |
| BCZ 3.81/05/180 SN OR BX | 1940760000 | C.106 |
| BCZ 3.81/05/180F SN BK BX | 1792980000 | C.107 |
| BCZ 3.81/05/180F SN OR BX | 1941040000 | C.107 |
| BCZ 3.81/05/180FZE SN BK BX | 1072130000 | C.109 |
| BCZ 3.81/05/180FZE SN OR BX | 1236530000 | C.109 |
| BCZ 3.81/05/180LR SN BK BX | 1941810000 | C.107 |
| BCZ 3.81/05/180LR SN OR BX | 1941430000 | C.107 |
| BCZ 3.81/05/180LRZE SN BK BX | 1072310000 | C.109 |
| BCZ 3.81/05/180LRZE SN OR BX | 1236790000 | C.109 |
| BCZ 3.81/05/180ZE SN BK BX | 1071950000 | C.108 |
| BCZ 3.81/05/180ZE SN OR BX | 1236270000 | C.108 |
| BCZ 3.81/05/270 SN BK BX | 1798960000 | C.111 |
| BCZ 3.81/05/270 SN OR BX | 1940220000 | C.111 |
| BCZ 3.81/05/270F SN BK BX | 1799120000 | C.111 |
| BCZ 3.81/05/270F SN OR BX | 1940490000 | C.111 |
| BCZ 3.81/05/90 SN BK BX | 1798570000 | C.110 |
| BCZ 3.81/05/90 SN OR BX | 1939860000 | C.110 |
| BCZ 3.81/05/90F SN BK BX | 1798800000 | C.111 |
| BCZ 3.81/05/90F SN OR BX | 1940010000 | C.111 |

| Type | Order No. | Page |
|---|---|---|
| BCZ 3.81/06/180 SN BK BX | 1792810000 | C.106 |
| BCZ 3.81/06/180 SN OR BX | 1940770000 | C.106 |
| BCZ 3.81/06/180F SN BK BX | 1792990000 | C.107 |
| BCZ 3.81/06/180F SN OR BX | 1941050000 | C.107 |
| BCZ 3.81/06/180FZE SN BK BX | 1072140000 | C.109 |
| BCZ 3.81/06/180FZE SN OR BX | 1236540000 | C.109 |
| BCZ 3.81/06/180LR SN BK BX | 1941820000 | C.107 |
| BCZ 3.81/06/180LR SN OR BX | 1941440000 | C.107 |
| BCZ 3.81/06/180LRZE SN BK BX | 1072320000 | C.109 |
| BCZ 3.81/06/180LRZE SN OR BX | 1236800000 | C.109 |
| BCZ 3.81/06/180ZE SN BK BX | 1071960000 | C.108 |
| BCZ 3.81/06/180ZE SN OR BX | 1236280000 | C.108 |
| BCZ 3.81/06/270 SN BK BX | 1798970000 | C.111 |
| BCZ 3.81/06/270 SN OR BX | 1940230000 | C.111 |
| BCZ 3.81/06/270F SN BK BX | 1799130000 | C.111 |
| BCZ 3.81/06/270F SN OR BX | 1940500000 | C.111 |
| BCZ 3.81/06/90 SN BK BX | 1798590000 | C.110 |
| BCZ 3.81/06/90 SN OR BX | 1939870000 | C.110 |
| BCZ 3.81/06/90F SN BK BX | 1798810000 | C.111 |
| BCZ 3.81/06/90F SN OR BX | 1940020000 | C.111 |
| BCZ 3.81/07/180 SN BK BX | 1871410000 | C.106 |
| BCZ 3.81/07/180 SN OR BX | 1940780000 | C.106 |
| BCZ 3.81/07/180F SN BK BX | 1837020000 | C.107 |
| BCZ 3.81/07/180F SN OR BX | 1941060000 | C.107 |
| BCZ 3.81/07/180FZE SN BK BX | 1072150000 | C.109 |
| BCZ 3.81/07/180FZE SN OR BX | 1236570000 | C.109 |
| BCZ 3.81/07/180LR SN BK BX | 1941830000 | C.107 |
| BCZ 3.81/07/180LR SN OR BX | 1941450000 | C.107 |
| BCZ 3.81/07/180LRZE SN BK BX | 1072330000 | C.109 |
| BCZ 3.81/07/180LRZE SN OR BX | 1236810000 | C.109 |
| BCZ 3.81/07/180ZE SN BK BX | 1071970000 | C.108 |
| BCZ 3.81/07/180ZE SN OR BX | 1236290000 | C.108 |
| BCZ 3.81/07/270 SN BK BX | 1940400000 | C.111 |
| BCZ 3.81/07/270 SN OR BX | 1940240000 | C.111 |
| BCZ 3.81/07/270F SN BK BX | 1940670000 | C.111 |
| BCZ 3.81/07/270F SN OR BX | 1940510000 | C.111 |
| BCZ 3.81/07/90 SN BK BX | 1858960000 | C.110 |
| BCZ 3.81/07/90 SN OR BX | 1939880000 | C.110 |
| BCZ 3.81/07/90F SN BK BX | 1845690000 | C.111 |
| BCZ 3.81/07/90F SN OR BX | 1940030000 | C.111 |
| BCZ 3.81/08/180 SN BK BX | 1792820000 | C.106 |
| BCZ 3.81/08/180 SN OR BX | 1940790000 | C.106 |
| BCZ 3.81/08/180F SN BK BX | 1793000000 | C.107 |
| BCZ 3.81/08/180F SN OR BX | 1941070000 | C.107 |
| BCZ 3.81/08/180FZE SN BK BX | 1941980000 | C.109 |
| BCZ 3.81/08/180FZE SN OR BX | 1236590000 | C.109 |
| BCZ 3.81/08/180LR SN BK BX | 1941840000 | C.107 |
| BCZ 3.81/08/180LR SN OR BX | 1941460000 | C.107 |
| BCZ 3.81/08/180LRZE SN BK BX | 1941990000 | C.109 |
| BCZ 3.81/08/180LRZE SN OR BX | 1236820000 | C.109 |
| BCZ 3.81/08/180ZE SN BK BX | 1941970000 | C.108 |
| BCZ 3.81/08/180ZE SN OR BX | 1236300000 | C.108 |
| BCZ 3.81/08/270 SN BK BX | 1798170000 | C.111 |
| BCZ 3.81/08/270 SN OR BX | 1940250000 | C.111 |
| BCZ 3.81/08/270F SN BK BX | 1798190000 | C.111 |
| BCZ 3.81/08/270F SN OR BX | 1940520000 | C.111 |
| BCZ 3.81/08/90 SN BK BX | 1798130000 | C.110 |
| BCZ 3.81/08/90 SN OR BX | 1939890000 | C.110 |
| BCZ 3.81/08/90F SN BK BX | 1798150000 | C.111 |
| BCZ 3.81/08/90F SN OR BX | 1940040000 | C.111 |
| BCZ 3.81/09/180 SN BK BX | 1871390000 | C.106 |
| BCZ 3.81/09/180 SN OR BX | 1940800000 | C.106 |
| BCZ 3.81/09/180F SN BK BX | 1899530000 | C.107 |
| BCZ 3.81/09/180F SN OR BX | 1941080000 | C.107 |
| BCZ 3.81/09/180FZE SN BK BX | 1072160000 | C.109 |
| BCZ 3.81/09/180FZE SN OR BX | 1236600000 | C.109 |
| BCZ 3.81/09/180LR SN BK BX | 1941850000 | C.107 |
| BCZ 3.81/09/180LR SN OR BX | 1941470000 | C.107 |
| BCZ 3.81/09/180LRZE SN BK BX | 1072340000 | C.109 |
| BCZ 3.81/09/180LRZE SN OR BX | 1236830000 | C.109 |
| BCZ 3.81/09/180ZE SN BK BX | 1071980000 | C.108 |
| BCZ 3.81/09/180ZE SN OR BX | 1236320000 | C.108 |
| BCZ 3.81/09/270 SN BK BX | 1940410000 | C.111 |
| BCZ 3.81/09/270 SN OR BX | 1940260000 | C.111 |
| BCZ 3.81/09/270F SN BK BX | 1940680000 | C.111 |
| BCZ 3.81/09/270F SN OR BX | 1940530000 | C.111 |
| BCZ 3.81/09/90 SN BK BX | 1871430000 | C.110 |
| BCZ 3.81/09/90 SN OR BX | 1939900000 | C.110 |
| BCZ 3.81/09/90F SN BK BX | 1899540000 | C.111 |
| BCZ 3.81/09/90F SN OR BX | 1940050000 | C.111 |
| BCZ 3.81/10/180 SN BK BX | 1792830000 | C.106 |
| BCZ 3.81/10/180 SN OR BX | 1940810000 | C.106 |
| BCZ 3.81/10/180F SN BK BX | 1793010000 | C.107 |
| BCZ 3.81/10/180F SN OR BX | 1941090000 | C.107 |
| BCZ 3.81/10/180FZE SN BK BX | 1072170000 | C.109 |
| BCZ 3.81/10/180FZE SN OR BX | 1236610000 | C.109 |
| BCZ 3.81/10/180LR SN BK BX | 1941860000 | C.107 |
| BCZ 3.81/10/180LR SN OR BX | 1941480000 | C.107 |
| BCZ 3.81/10/180LRZE SN BK BX | 1072350000 | C.109 |
| BCZ 3.81/10/180LRZE SN OR BX | 1236840000 | C.109 |
| BCZ 3.81/10/180ZE SN BK BX | 1072010000 | C.108 |
| BCZ 3.81/10/180ZE SN OR BX | 1236330000 | C.108 |
| BCZ 3.81/10/270 SN BK BX | 1798980000 | C.111 |
| BCZ 3.81/10/270 SN OR BX | 1940270000 | C.111 |
| BCZ 3.81/10/270F SN BK BX | 1799140000 | C.111 |
| BCZ 3.81/10/270F SN OR BX | 1940540000 | C.111 |
| BCZ 3.81/10/90 SN BK BX | 1798610000 | C.110 |
| BCZ 3.81/10/90 SN OR BX | 1939910000 | C.110 |
| BCZ 3.81/10/90F SN BK BX | 1798820000 | C.111 |
| BCZ 3.81/10/90F SN OR BX | 1940060000 | C.111 |





«ЭЛЕКТРО-ПРОФИ» - http://www.ep.ru

| Type | Order No. | Page |
|---|---|---|
| BCZ 3.81/11/180 SN BK BX | 1899400000 | C.106 |
| BCZ 3.81/11/180 SN OR BX | 1940820000 | C.106 |
| BCZ 3.81/11/180F SN BK BX | 1899550000 | C.107 |
| BCZ 3.81/11/180F SN OR BX | 1941100000 | C.107 |
| BCZ 3.81/11/180FZE SN BK BX | 1072180000 | C.109 |
| BCZ 3.81/11/180FZE SN OR BX | 1236620000 | C.109 |
| BCZ 3.81/11/180LR SN BK BX | 1941870000 | C.107 |
| BCZ 3.81/11/180LR SN OR BX | 1941490000 | C.107 |
| BCZ 3.81/11/180LRZE SN BK BX | 1072360000 | C.109 |
| BCZ 3.81/11/180LRZE SN OR BX | 1236850000 | C.109 |
| BCZ 3.81/11/180ZE SN BK BX | 1072020000 | C.108 |
| BCZ 3.81/11/180ZE SN OR BX | 1236340000 | C.108 |
| BCZ 3.81/11/270 SN BK BX | 1940420000 | C.111 |
| BCZ 3.81/11/270 SN OR BX | 1940280000 | C.111 |
| BCZ 3.81/11/270F SN BK BX | 1940690000 | C.111 |
| BCZ 3.81/11/270F SN OR BX | 1940550000 | C.111 |
| BCZ 3.81/11/90 SN BK BX | 1899380000 | C.110 |
| BCZ 3.81/11/90 SN OR BX | 1939920000 | C.110 |
| BCZ 3.81/11/90F SN BK BX | 1899560000 | C.111 |
| BCZ 3.81/11/90F SN OR BX | 1940070000 | C.111 |
| BCZ 3.81/12/180 SN BK BX | 1792840000 | C.106 |
| BCZ 3.81/12/180 SN OR BX | 1940830000 | C.106 |
| BCZ 3.81/12/180F SN BK BX | 1793020000 | C.107 |
| BCZ 3.81/12/180F SN OR BX | 1941110000 | C.107 |
| BCZ 3.81/12/180FZE SN BK BX | 1072190000 | C.109 |
| BCZ 3.81/12/180FZE SN OR BX | 1236630000 | C.109 |
| BCZ 3.81/12/180LR SN BK BX | 1941880000 | C.107 |
| BCZ 3.81/12/180LR SN OR BX | 1941500000 | C.107 |
| BCZ 3.81/12/180LRZE SN BK BX | 1072370000 | C.109 |
| BCZ 3.81/12/180LRZE SN OR BX | 1236870000 | C.109 |
| BCZ 3.81/12/180ZE SN BK BX | 1072030000 | C.108 |
| BCZ 3.81/12/180ZE SN OR BX | 1236370000 | C.108 |
| BCZ 3.81/12/270 SN BK BX | 1798990000 | C.111 |
| BCZ 3.81/12/270 SN OR BX | 1940290000 | C.111 |
| BCZ 3.81/12/270F SN BK BX | 1799150000 | C.111 |
| BCZ 3.81/12/270F SN OR BX | 1940560000 | C.111 |
| BCZ 3.81/12/90 SN BK BX | 1798630000 | C.110 |
| BCZ 3.81/12/90 SN OR BX | 1939930000 | C.110 |
| BCZ 3.81/12/90F SN BK BX | 1798830000 | C.111 |
| BCZ 3.81/12/90F SN OR BX | 1940080000 | C.111 |
| BCZ 3.81/13/180 SN BK BX | 1899440000 | C.106 |
| BCZ 3.81/13/180 SN OR BX | 1940840000 | C.106 |
| BCZ 3.81/13/180F SN BK BX | 1899570000 | C.107 |
| BCZ 3.81/13/180F SN OR BX | 1941120000 | C.107 |
| BCZ 3.81/13/180FZE SN BK BX | 1072220000 | C.109 |
| BCZ 3.81/13/180FZE SN OR BX | 1236640000 | C.109 |
| BCZ 3.81/13/180LR SN BK BX | 1941890000 | C.107 |
| BCZ 3.81/13/180LR SN OR BX | 1941510000 | C.107 |
| BCZ 3.81/13/180LRZE SN BK BX | 1072380000 | C.109 |
| BCZ 3.81/13/180LRZE SN OR BX | 1236880000 | C.109 |
| BCZ 3.81/13/180ZE SN BK BX | 1072040000 | C.108 |
| BCZ 3.81/13/180ZE SN OR BX | 1236380000 | C.108 |
| BCZ 3.81/13/270 SN BK BX | 1940430000 | C.111 |
| BCZ 3.81/13/270 SN OR BX | 1940300000 | C.111 |
| BCZ 3.81/13/270F SN BK BX | 1940700000 | C.111 |
| BCZ 3.81/13/270F SN OR BX | 1940570000 | C.111 |
| BCZ 3.81/13/90 SN BK BX | 1899420000 | C.110 |
| BCZ 3.81/13/90 SN OR BX | 1939940000 | C.110 |
| BCZ 3.81/13/90F SN BK BX | 1899580000 | C.111 |
| BCZ 3.81/13/90F SN OR BX | 1940090000 | C.111 |
| BCZ 3.81/14/180 SN BK BX | 1899480000 | C.106 |
| BCZ 3.81/14/180 SN OR BX | 1940850000 | C.106 |
| BCZ 3.81/14/180F SN BK BX | 1899590000 | C.107 |
| BCZ 3.81/14/180F SN OR BX | 1941130000 | C.107 |
| BCZ 3.81/14/180FZE SN BK BX | 1072230000 | C.109 |
| BCZ 3.81/14/180FZE SN OR BX | 1236670000 | C.109 |
| BCZ 3.81/14/180LR SN BK BX | 1941900000 | C.107 |
| BCZ 3.81/14/180LR SN OR BX | 1941520000 | C.107 |
| BCZ 3.81/14/180LRZE SN BK BX | 1072390000 | C.109 |
| BCZ 3.81/14/180LRZE SN OR BX | 1236890000 | C.109 |
| BCZ 3.81/14/180ZE SN BK BX | 1072050000 | C.108 |
| BCZ 3.81/14/180ZE SN OR BX | 1236390000 | C.108 |
| BCZ 3.81/14/270 SN BK BX | 1940440000 | C.111 |
| BCZ 3.81/14/270 SN OR BX | 1940310000 | C.111 |
| BCZ 3.81/14/270F SN BK BX | 1940710000 | C.111 |
| BCZ 3.81/14/270F SN OR BX | 1940580000 | C.111 |
| BCZ 3.81/14/90 SN BK BX | 1899460000 | C.110 |
| BCZ 3.81/14/90 SN OR BX | 1939950000 | C.110 |
| BCZ 3.81/14/90F SN BK BX | 1899600000 | C.111 |
| BCZ 3.81/14/90F SN OR BX | 1940100000 | C.111 |
| BCZ 3.81/15/180 SN BK BX | 1899520000 | C.106 |
| BCZ 3.81/15/180 SN OR BX | 1940860000 | C.106 |
| BCZ 3.81/15/180F SN BK BX | 1899610000 | C.107 |
| BCZ 3.81/15/180F SN OR BX | 1941140000 | C.107 |
| BCZ 3.81/15/180FZE SN BK BX | 1072240000 | C.109 |
| BCZ 3.81/15/180FZE SN OR BX | 1236680000 | C.109 |
| BCZ 3.81/15/180LR SN BK BX | 1941910000 | C.107 |
| BCZ 3.81/15/180LR SN OR BX | 1941530000 | C.107 |
| BCZ 3.81/15/180LRZE SN BK BX | 1072450000 | C.109 |
| BCZ 3.81/15/180LRZE SN OR BX | 1236900000 | C.109 |
| BCZ 3.81/15/180ZE SN BK BX | 1072060000 | C.108 |
| BCZ 3.81/15/180ZE SN OR BX | 1236400000 | C.108 |
| BCZ 3.81/15/270 SN BK BX | 1940450000 | C.111 |
| BCZ 3.81/15/270 SN OR BX | 1940320000 | C.111 |
| BCZ 3.81/15/270F SN BK BX | 1940720000 | C.111 |
| BCZ 3.81/15/270F SN OR BX | 1940590000 | C.111 |
| BCZ 3.81/15/90 SN BK BX | 1899500000 | C.110 |
| BCZ 3.81/15/90 SN OR BX | 1939960000 | C.110 |
| BCZ 3.81/15/90F SN BK BX | 1899620000 | C.111 |
| BCZ 3.81/15/90F SN OR BX | 1940110000 | C.111 |

| Type | Order No. | Page |
|---|---|---|
| BCZ 3.81/16/180 SN BK BX | 1792850000 | C.106 |
| BCZ 3.81/16/180 SN OR BX | 1940870000 | C.106 |
| BCZ 3.81/16/180F SN BK BX | 1793030000 | C.107 |
| BCZ 3.81/16/180F SN OR BX | 1941150000 | C.107 |
| BCZ 3.81/16/180FZE SN BK BX | 1072250000 | C.109 |
| BCZ 3.81/16/180FZE SN OR BX | 1236690000 | C.109 |
| BCZ 3.81/16/180LR SN BK BX | 1941920000 | C.107 |
| BCZ 3.81/16/180LR SN OR BX | 1941540000 | C.107 |
| BCZ 3.81/16/180LRZE SN BK BX | 1072460000 | C.109 |
| BCZ 3.81/16/180LRZE SN OR BX | 1236910000 | C.109 |
| BCZ 3.81/16/180ZE SN BK BX | 1072070000 | C.108 |
| BCZ 3.81/16/180ZE SN OR BX | 1236410000 | C.108 |
| BCZ 3.81/16/270 SN BK BX | 1799000000 | C.111 |
| BCZ 3.81/16/270 SN OR BX | 1940330000 | C.111 |
| BCZ 3.81/16/270F SN BK BX | 1799160000 | C.111 |
| BCZ 3.81/16/270F SN OR BX | 1940600000 | C.111 |
| BCZ 3.81/16/90 SN BK BX | 1798660000 | C.110 |
| BCZ 3.81/16/90 SN OR BX | 1939970000 | C.110 |
| BCZ 3.81/16/90F SN BK BX | 1798840000 | C.111 |
| BCZ 3.81/16/90F SN OR BX | 1940120000 | C.111 |
| BCZ 3.81/17/180 SN BK BX | 1940970000 | C.106 |
| BCZ 3.81/17/180 SN OR BX | 1940890000 | C.106 |
| BCZ 3.81/17/180F SN BK BX | 1941360000 | C.107 |
| BCZ 3.81/17/180F SN OR BX | 1941160000 | C.107 |
| BCZ 3.81/17/180FZE SN BK BX | 1072260000 | C.109 |
| BCZ 3.81/17/180FZE SN OR BX | 1236700000 | C.109 |
| BCZ 3.81/17/180LR SN BK BX | 1941930000 | C.107 |
| BCZ 3.81/17/180LR SN OR BX | 1941550000 | C.107 |
| BCZ 3.81/17/180LRZE SN BK BX | 1072470000 | C.109 |
| BCZ 3.81/17/180LRZE SN OR BX | 1236920000 | C.109 |
| BCZ 3.81/17/180ZE SN BK BX | 1072080000 | C.108 |
| BCZ 3.81/17/180ZE SN OR BX | 1236420000 | C.108 |
| BCZ 3.81/18/180 SN BK BX | 1940980000 | C.106 |
| BCZ 3.81/18/180 SN OR BX | 1940900000 | C.106 |
| BCZ 3.81/18/180F SN BK BX | 1941370000 | C.107 |
| BCZ 3.81/18/180F SN OR BX | 1941170000 | C.107 |
| BCZ 3.81/18/180FZE SN BK BX | 1072270000 | C.109 |
| BCZ 3.81/18/180FZE SN OR BX | 1236720000 | C.109 |
| BCZ 3.81/18/180LR SN BK BX | 1941940000 | C.107 |
| BCZ 3.81/18/180LR SN OR BX | 1941560000 | C.107 |
| BCZ 3.81/18/180LRZE SN BK BX | 1072480000 | C.109 |
| BCZ 3.81/18/180LRZE SN OR BX | 1236930000 | C.109 |
| BCZ 3.81/18/180ZE SN BK BX | 1072090000 | C.108 |
| BCZ 3.81/18/180ZE SN OR BX | 1236430000 | C.108 |
| BCZ 3.81/19/180 SN BK BX | 1940990000 | C.106 |
| BCZ 3.81/19/180 SN OR BX | 1940910000 | C.106 |
| BCZ 3.81/19/180F SN BK BX | 1941380000 | C.107 |
| BCZ 3.81/19/180F SN OR BX | 1941180000 | C.107 |
| BCZ 3.81/19/180FZE SN BK BX | 1072280000 | C.109 |
| BCZ 3.81/19/180FZE SN OR BX | 1236730000 | C.109 |
| BCZ 3.81/19/180LR SN BK BX | 1941950000 | C.107 |
| BCZ 3.81/19/180LR SN OR BX | 1941570000 | C.107 |
| BCZ 3.81/19/180LRZE SN BK BX | 1072490000 | C.109 |
| BCZ 3.81/19/180LRZE SN OR BX | 1236940000 | C.109 |
| BCZ 3.81/19/180ZE SN BK BX | 1072110000 | C.108 |
| BCZ 3.81/19/180ZE SN OR BX | 1236440000 | C.108 |
| BCZ 3.81/20/180 SN BK BX | 1941000000 | C.106 |
| BCZ 3.81/20/180 SN OR BX | 1940920000 | C.106 |
| BCZ 3.81/20/180F SN BK BX | 1941390000 | C.107 |
| BCZ 3.81/20/180F SN OR BX | 1941190000 | C.107 |
| BCZ 3.81/20/180FZE SN BK BX | 1072290000 | C.109 |
| BCZ 3.81/20/180FZE SN OR BX | 1236740000 | C.109 |
| BCZ 3.81/20/180LR SN BK BX | 1941960000 | C.107 |
| BCZ 3.81/20/180LR SN OR BX | 1941580000 | C.107 |
| BCZ 3.81/20/180LRZE SN BK BX | 1072510000 | C.109 |
| BCZ 3.81/20/180LRZE SN OR BX | 1236970000 | C.109 |
| BCZ 3.81/20/180ZE SN BK BX | 1072120000 | C.108 |
| BCZ 3.81/20/180ZE SN OR BX | 1236470000 | C.108 |
| BHZ 5.00/02/90LH BK/BK | 1069330000 | I.31 |
| BHZ 5.00/02/90LH BK/BL | 1069360000 | I.31 |
| BHZ 5.00/02/90LH BK/OR | 1063260000 | I.30 |
| BHZ 5.00/03/90LH BK/BK | 1069340000 | I.31 |
| BHZ 5.00/03/90LH BK/BL | 1069370000 | I.31 |
| BHZ 5.00/03/90LH BK/OR | 1063270000 | I.30 |
| BHZ 5.00/04/90LH BK/BK | 1069350000 | I.31 |
| BHZ 5.00/04/90LH BK/BL | 1069380000 | I.31 |
| BHZ 5.00/04/90LH BK/OR | 1063280000 | I.30 |
| BL 3.5 AH 10 SW | 1745650000 | D.4 |
| BL 3.5 AH 11 SW | 1745660000 | D.4 |
| BL 3.5 AH 12 SW | 1745670000 | D.4 |
| BL 3.5 AH 13 SW | 1745680000 | D.4 |
| BL 3.5 AH 14 SW | 1745690000 | D.4 |
| BL 3.5 AH 15 SW | 1745700000 | D.4 |
| BL 3.5 AH 16 SW | 1745710000 | D.4 |
| BL 3.5 AH 3 SW | 1745580000 | D.4 |
| BL 3.5 AH 4 SW | 1745590000 | D.4 |
| BL 3.5 AH 5 SW | 1745600000 | D.4 |
| BL 3.5 AH 6 SW | 1745610000 | D.4 |
| BL 3.5 AH 7 SW | 1745620000 | D.4 |
| BL 3.5 AH 8 SW | 1745630000 | D.4 |
| BL 3.5 AH 9 SW | 1745640000 | D.4 |
| BL 3.5 ZE 3 OR | 1629680000 | D.2 |
| BL 3.5 ZE 3 SW | 1627820000 | D.2 |
| BL 3.5 ZE 8 OR | 1629690000 | D.2 |
| BL 3.5 ZE 8 SW | 1627830000 | D.2 |
| BL 3.50/02/180 SN BK BX | 1615670000 | C.44 |
| BL 3.50/02/180 SN OR BX | 1597360000 | C.44 |
| BL 3.50/02/180F SN BK BX | 1615780000 | C.45 |
| BL 3.50/02/180F SN OR BX | 1606640000 | C.45 |
| BL 3.50/02/180LH SN BK BX | 1687880000 | C.45 |

| Type | Order No. | Page |
|---|---|---|
| BL 3.50/02/180LH SN OR BX | 1687650000 | C.45 |
| BL 3.50/02/270 SN BK BX | 1639700000 | C.47 |
| BL 3.50/02/270 SN OR BX | 1639470000 | C.47 |
| BL 3.50/02/270F SN BK BX | 1640160000 | C.47 |
| BL 3.50/02/270F SN OR BX | 1639930000 | C.47 |
| BL 3.50/02/90 SN BK BX | 1638780000 | C.46 |
| BL 3.50/02/90 SN OR BX | 1638550000 | C.46 |
| BL 3.50/02/90F SN BK BX | 1639240000 | C.47 |
| BL 3.50/02/90F SN OR BX | 1639010000 | C.47 |
| BL 3.50/03/180 SN BK BX | 1615680000 | C.44 |
| BL 3.50/03/180 SN OR BX | 1597370000 | C.44 |
| BL 3.50/03/180F SN BK BX | 1615790000 | C.45 |
| BL 3.50/03/180F SN OR BX | 1606650000 | C.45 |
| BL 3.50/03/180LH SN BK BX | 1687890000 | C.45 |
| BL 3.50/03/180LH SN OR BX | 1687660000 | C.45 |
| BL 3.50/03/180LR SN OR BX | 1134310000 | C.45 |
| BL 3.50/03/270 SN BK BX | 1639710000 | C.47 |
| BL 3.50/03/270 SN OR BX | 1639480000 | C.47 |
| BL 3.50/03/270F SN BK BX | 1640170000 | C.47 |
| BL 3.50/03/270F SN OR BX | 1639940000 | C.47 |
| BL 3.50/03/90 SN BK BX | 1638790000 | C.46 |
| BL 3.50/03/90 SN OR BX | 1638560000 | C.46 |
| BL 3.50/03/90F SN BK BX | 1639250000 | C.47 |
| BL 3.50/03/90F SN OR BX | 1639020000 | C.47 |
| BL 3.50/04/180 SN BK BX | 1615690000 | C.44 |
| BL 3.50/04/180 SN OR BX | 1597380000 | C.44 |
| BL 3.50/04/180F SN BK BX | 1615800000 | C.45 |
| BL 3.50/04/180F SN OR BX | 1606660000 | C.45 |
| BL 3.50/04/180LH SN BK BX | 1687900000 | C.45 |
| BL 3.50/04/180LH SN OR BX | 1687670000 | C.45 |
| BL 3.50/04/180LR SN OR BX | 1134320000 | C.45 |
| BL 3.50/04/270 SN BK BX | 1639720000 | C.47 |
| BL 3.50/04/270 SN OR BX | 1639490000 | C.47 |
| BL 3.50/04/270F SN BK BX | 1640180000 | C.47 |
| BL 3.50/04/270F SN OR BX | 1639950000 | C.47 |
| BL 3.50/04/90 SN BK BX | 1638800000 | C.46 |
| BL 3.50/04/90 SN OR BX | 1638570000 | C.46 |
| BL 3.50/04/90F SN BK BX | 1639260000 | C.47 |
| BL 3.50/04/90F SN OR BX | 1639030000 | C.47 |
| BL 3.50/05/180 SN BK BX | 1614090000 | C.44 |
| BL 3.50/05/180 SN OR BX | 1597390000 | C.44 |
| BL 3.50/05/180F SN BK BX | 1615810000 | C.45 |
| BL 3.50/05/180F SN OR BX | 1606670000 | C.45 |
| BL 3.50/05/180LH SN BK BX | 1687910000 | C.45 |
| BL 3.50/05/180LH SN OR BX | 1687680000 | C.45 |
| BL 3.50/05/180LR SN OR BX | 1134330000 | C.45 |
| BL 3.50/05/270 SN BK BX | 1639730000 | C.47 |
| BL 3.50/05/270 SN OR BX | 1639500000 | C.47 |
| BL 3.50/05/270F SN BK BX | 1640190000 | C.47 |
| BL 3.50/05/270F SN OR BX | 1639960000 | C.47 |
| BL 3.50/05/90 SN BK BX | 1638810000 | C.46 |
| BL 3.50/05/90 SN OR BX | 1638580000 | C.46 |
| BL 3.50/05/90F SN BK BX | 1639270000 | C.47 |
| BL 3.50/05/90F SN OR BX | 1639040000 | C.47 |
| BL 3.50/06/180 SN BK BX | 1610180000 | C.44 |
| BL 3.50/06/180 SN OR BX | 1597400000 | C.44 |
| BL 3.50/06/180F SN BK BX | 1615820000 | C.45 |
| BL 3.50/06/180F SN OR BX | 1606680000 | C.45 |
| BL 3.50/06/180LH SN BK BX | 1687920000 | C.45 |
| BL 3.50/06/180LH SN OR BX | 1687690000 | C.45 |
| BL 3.50/06/180LR SN OR BX | 1134340000 | C.45 |
| BL 3.50/06/270 SN BK BX | 1639740000 | C.47 |
| BL 3.50/06/270 SN OR BX | 1639510000 | C.47 |
| BL 3.50/06/270F SN BK BX | 1640200000 | C.47 |
| BL 3.50/06/270F SN OR BX | 1639970000 | C.47 |
| BL 3.50/06/90 SN BK BX | 1638820000 | C.46 |
| BL 3.50/06/90 SN OR BX | 1638590000 | C.46 |
| BL 3.50/06/90F SN BK BX | 1639280000 | C.47 |
| BL 3.50/06/90F SN OR BX | 1639050000 | C.47 |
| BL 3.50/07/180 SN BK BX | 1610190000 | C.44 |
| BL 3.50/07/180 SN OR BX | 1597410000 | C.44 |
| BL 3.50/07/180F SN BK BX | 1615830000 | C.45 |
| BL 3.50/07/180F SN OR BX | 1606690000 | C.45 |
| BL 3.50/07/180LH SN BK BX | 1687930000 | C.45 |
| BL 3.50/07/180LH SN OR BX | 1687700000 | C.45 |
| BL 3.50/07/180LR SN OR BX | 1134350000 | C.45 |
| BL 3.50/07/270 SN BK BX | 1639750000 | C.47 |
| BL 3.50/07/270 SN OR BX | 1639520000 | C.47 |
| BL 3.50/07/270F SN BK BX | 1640210000 | C.47 |
| BL 3.50/07/270F SN OR BX | 1639980000 | C.47 |
| BL 3.50/07/90 SN BK BX | 1638830000 | C.46 |
| BL 3.50/07/90 SN OR BX | 1638600000 | C.46 |
| BL 3.50/07/90F SN BK BX | 1639290000 | C.47 |
| BL 3.50/07/90F SN OR BX | 1639060000 | C.47 |
| BL 3.50/08/180 SN BK BX | 1615700000 | C.44 |
| BL 3.50/08/180 SN OR BX | 1597420000 | C.44 |
| BL 3.50/08/180F SN BK BX | 1615840000 | C.45 |
| BL 3.50/08/180F SN OR BX | 1606700000 | C.45 |
| BL 3.50/08/180LH SN BK BX | 1687940000 | C.45 |
| BL 3.50/08/180LH SN OR BX | 1687710000 | C.45 |
| BL 3.50/08/180LR SN OR BX | 1134360000 | C.45 |
| BL 3.50/08/270 SN BK BX | 1639760000 | C.47 |
| BL 3.50/08/270 SN OR BX | 1639530000 | C.47 |
| BL 3.50/08/270F SN BK BX | 1640220000 | C.47 |
| BL 3.50/08/270F SN OR BX | 1639990000 | C.47 |
| BL 3.50/08/90 SN BK BX | 1638840000 | C.46 |
| BL 3.50/08/90 SN OR BX | 1638610000 | C.46 |
| BL 3.50/08/90F SN BK BX | 1639300000 | C.47 |
| BL 3.50/08/90F SN OR BX | 1639070000 | C.47 |
| BL 3.50/09/180 SN BK BX | 1615710000 | C.44 |





«ЭЛЕКТРО-ПРОФИ» - http://www.ep.ru

| Type | Order No. | Page |
|---|---|---|
| BL 3.50/09/180 SN OR BX | 1597430000 | C.44 |
| BL 3.50/09/180F SN BK BX | 1615850000 | C.45 |
| BL 3.50/09/180F SN OR BX | 1606710000 | C.45 |
| BL 3.50/09/180LH SN BK BX | 1687950000 | C.45 |
| BL 3.50/09/180LH SN OR BX | 1687720000 | C.45 |
| BL 3.50/09/180LR SN OR BX | 1134370000 | C.45 |
| BL 3.50/09/270 SN BK BX | 1639770000 | C.47 |
| BL 3.50/09/270 SN OR BX | 1639540000 | C.47 |
| BL 3.50/09/270F SN BK BX | 1640230000 | C.47 |
| BL 3.50/09/270F SN OR BX | 1640000000 | C.47 |
| BL 3.50/09/90 SN BK BX | 1638850000 | C.46 |
| BL 3.50/09/90 SN OR BX | 1638620000 | C.46 |
| BL 3.50/09/90F SN BK BX | 1639310000 | C.47 |
| BL 3.50/09/90F SN OR BX | 1639080000 | C.47 |
| BL 3.50/10/180 SN BK BX | 1610200000 | C.44 |
| BL 3.50/10/180 SN OR BX | 1597440000 | C.44 |
| BL 3.50/10/180F SN BK BX | 1615860000 | C.45 |
| BL 3.50/10/180F SN OR BX | 1606720000 | C.45 |
| BL 3.50/10/180LH SN BK BX | 1687960000 | C.45 |
| BL 3.50/10/180LH SN OR BX | 1687730000 | C.45 |
| BL 3.50/10/180LR SN OR BX | 1134380000 | C.45 |
| BL 3.50/10/270 SN BK BX | 1639780000 | C.47 |
| BL 3.50/10/270 SN OR BX | 1639550000 | C.47 |
| BL 3.50/10/270F SN BK BX | 1640240000 | C.47 |
| BL 3.50/10/270F SN OR BX | 1640010000 | C.47 |
| BL 3.50/10/90 SN BK BX | 1638860000 | C.46 |
| BL 3.50/10/90 SN OR BX | 1638630000 | C.46 |
| BL 3.50/10/90F SN BK BX | 1639320000 | C.47 |
| BL 3.50/10/90F SN OR BX | 1639090000 | C.47 |
| BL 3.50/11/180 SN BK BX | 1615720000 | C.44 |
| BL 3.50/11/180 SN OR BX | 1597450000 | C.44 |
| BL 3.50/11/180F SN BK BX | 1615870000 | C.45 |
| BL 3.50/11/180F SN OR BX | 1606730000 | C.45 |
| BL 3.50/11/180LH SN BK BX | 1687970000 | C.45 |
| BL 3.50/11/180LH SN OR BX | 1687740000 | C.45 |
| BL 3.50/11/180LR SN OR BX | 1134390000 | C.45 |
| BL 3.50/11/270 SN BK BX | 1639790000 | C.47 |
| BL 3.50/11/270 SN OR BX | 1639560000 | C.47 |
| BL 3.50/11/270F SN BK BX | 1640250000 | C.47 |
| BL 3.50/11/270F SN OR BX | 1640020000 | C.47 |
| BL 3.50/11/90 SN BK BX | 1638870000 | C.46 |
| BL 3.50/11/90 SN OR BX | 1638640000 | C.46 |
| BL 3.50/11/90F SN BK BX | 1639330000 | C.47 |
| BL 3.50/11/90F SN OR BX | 1639100000 | C.47 |
| BL 3.50/12/180 SN BK BX | 1615730000 | C.44 |
| BL 3.50/12/180 SN OR BX | 1597460000 | C.44 |
| BL 3.50/12/180F SN BK BX | 1615880000 | C.45 |
| BL 3.50/12/180F SN OR BX | 1606740000 | C.45 |
| BL 3.50/12/180LH SN BK BX | 1687980000 | C.45 |
| BL 3.50/12/180LH SN OR BX | 1687750000 | C.45 |
| BL 3.50/12/180LR SN OR BX | 1134400000 | C.45 |
| BL 3.50/12/270 SN BK BX | 1639800000 | C.47 |
| BL 3.50/12/270 SN OR BX | 1639570000 | C.47 |
| BL 3.50/12/270F SN BK BX | 1640260000 | C.47 |
| BL 3.50/12/270F SN OR BX | 1640030000 | C.47 |
| BL 3.50/12/90 SN BK BX | 1638880000 | C.46 |
| BL 3.50/12/90 SN OR BX | 1638650000 | C.46 |
| BL 3.50/12/90F SN BK BX | 1639340000 | C.47 |
| BL 3.50/12/90F SN OR BX | 1639110000 | C.47 |
| BL 3.50/13/180 SN BK BX | 1615740000 | C.44 |
| BL 3.50/13/180 SN OR BX | 1597470000 | C.44 |
| BL 3.50/13/180F SN BK BX | 1615890000 | C.45 |
| BL 3.50/13/180F SN OR BX | 1606750000 | C.45 |
| BL 3.50/13/180LH SN BK BX | 1687990000 | C.45 |
| BL 3.50/13/180LH SN OR BX | 1687760000 | C.45 |
| BL 3.50/13/180LR SN OR BX | 1134410000 | C.45 |
| BL 3.50/13/270 SN BK BX | 1639810000 | C.47 |
| BL 3.50/13/270 SN OR BX | 1639580000 | C.47 |
| BL 3.50/13/270F SN BK BX | 1640270000 | C.47 |
| BL 3.50/13/270F SN OR BX | 1640040000 | C.47 |
| BL 3.50/13/90 SN BK BX | 1638890000 | C.46 |
| BL 3.50/13/90 SN OR BX | 1638660000 | C.46 |
| BL 3.50/13/90F SN BK BX | 1639350000 | C.47 |
| BL 3.50/13/90F SN OR BX | 1639120000 | C.47 |
| BL 3.50/14/180 SN BK BX | 1615750000 | C.44 |
| BL 3.50/14/180 SN OR BX | 1597480000 | C.44 |
| BL 3.50/14/180F SN BK BX | 1615900000 | C.45 |
| BL 3.50/14/180F SN OR BX | 1606760000 | C.45 |
| BL 3.50/14/180LH SN BK BX | 1688000000 | C.45 |
| BL 3.50/14/180LH SN OR BX | 1687770000 | C.45 |
| BL 3.50/14/180LR SN OR BX | 1134420000 | C.45 |
| BL 3.50/14/270 SN BK BX | 1639820000 | C.47 |
| BL 3.50/14/270 SN OR BX | 1639590000 | C.47 |
| BL 3.50/14/270F SN BK BX | 1640280000 | C.47 |
| BL 3.50/14/270F SN OR BX | 1640050000 | C.47 |
| BL 3.50/14/90 SN BK BX | 1638900000 | C.46 |
| BL 3.50/14/90 SN OR BX | 1638670000 | C.46 |
| BL 3.50/14/90F SN BK BX | 1639360000 | C.47 |
| BL 3.50/14/90F SN OR BX | 1639130000 | C.47 |
| BL 3.50/15/180 SN BK BX | 1615760000 | C.44 |
| BL 3.50/15/180 SN OR BX | 1597490000 | C.44 |
| BL 3.50/15/180F SN BK BX | 1615910000 | C.45 |
| BL 3.50/15/180F SN OR BX | 1606770000 | C.45 |
| BL 3.50/15/180LH SN BK BX | 1688010000 | C.45 |
| BL 3.50/15/180LH SN OR BX | 1687780000 | C.45 |
| BL 3.50/15/180LR SN OR BX | 1134430000 | C.45 |
| BL 3.50/15/270 SN BK BX | 1639830000 | C.47 |
| BL 3.50/15/270 SN OR BX | 1639600000 | C.47 |
| BL 3.50/15/270F SN BK BX | 1640290000 | C.47 |
| BL 3.50/15/270F SN OR BX | 1640060000 | C.47 |
| BL 3.50/15/90 SN BK BX | 1638910000 | C.46 |
| BL 3.50/15/90 SN OR BX | 1638680000 | C.46 |
| BL 3.50/15/90F SN BK BX | 1639370000 | C.47 |
| BL 3.50/15/90F SN OR BX | 1639140000 | C.47 |
| BL 3.50/16/180 SN BK BX | 1615770000 | C.44 |
| BL 3.50/16/180 SN OR BX | 1597500000 | C.44 |
| BL 3.50/16/180F SN BK BX | 1615920000 | C.45 |
| BL 3.50/16/180F SN OR BX | 1606780000 | C.45 |
| BL 3.50/16/180LH SN BK BX | 1688020000 | C.45 |
| BL 3.50/16/180LH SN OR BX | 1687790000 | C.45 |
| BL 3.50/16/180LR SN OR BX | 1134440000 | C.45 |
| BL 3.50/16/270 SN BK BX | 1639840000 | C.47 |
| BL 3.50/16/270 SN OR BX | 1639610000 | C.47 |
| BL 3.50/16/270F SN BK BX | 1640300000 | C.47 |
| BL 3.50/16/270F SN OR BX | 1640070000 | C.47 |
| BL 3.50/16/90 SN BK BX | 1638920000 | C.46 |
| BL 3.50/16/90 SN OR BX | 1638690000 | C.46 |
| BL 3.50/16/90F SN BK BX | 1639380000 | C.47 |
| BL 3.50/16/90F SN OR BX | 1639150000 | C.47 |
| BL 3.50/17/180 SN BK BX | 1620370000 | C.44 |
| BL 3.50/17/180 SN OR BX | 1620290000 | C.44 |
| BL 3.50/17/180F SN BK BX | 1620840000 | C.45 |
| BL 3.50/17/180F SN OR BX | 1620760000 | C.45 |
| BL 3.50/17/180LH SN BK BX | 1688030000 | C.45 |
| BL 3.50/17/180LH SN OR BX | 1687800000 | C.45 |
| BL 3.50/17/270 SN BK BX | 1639850000 | C.47 |
| BL 3.50/17/270 SN OR BX | 1639620000 | C.47 |
| BL 3.50/17/270F SN BK BX | 1640310000 | C.47 |
| BL 3.50/17/270F SN OR BX | 1640080000 | C.47 |
| BL 3.50/17/90 SN BK BX | 1638930000 | C.46 |
| BL 3.50/17/90 SN OR BX | 1638700000 | C.46 |
| BL 3.50/17/90F SN BK BX | 1639390000 | C.47 |
| BL 3.50/17/90F SN OR BX | 1639160000 | C.47 |
| BL 3.50/18/180 SN BK BX | 1620380000 | C.44 |
| BL 3.50/18/180 SN OR BX | 1620300000 | C.44 |
| BL 3.50/18/180F SN BK BX | 1620850000 | C.45 |
| BL 3.50/18/180F SN OR BX | 1620770000 | C.45 |
| BL 3.50/18/180LH SN BK BX | 1688040000 | C.45 |
| BL 3.50/18/180LH SN OR BX | 1687810000 | C.45 |
| BL 3.50/18/270 SN BK BX | 1639860000 | C.47 |
| BL 3.50/18/270 SN OR BX | 1639630000 | C.47 |
| BL 3.50/18/270F SN BK BX | 1640320000 | C.47 |
| BL 3.50/18/270F SN OR BX | 1640090000 | C.47 |
| BL 3.50/18/90 SN BK BX | 1638940000 | C.46 |
| BL 3.50/18/90 SN OR BX | 1638710000 | C.46 |
| BL 3.50/18/90F SN BK BX | 1639400000 | C.47 |
| BL 3.50/18/90F SN OR BX | 1639170000 | C.47 |
| BL 3.50/19/180 SN BK BX | 1620390000 | C.44 |
| BL 3.50/19/180 SN OR BX | 1620310000 | C.44 |
| BL 3.50/19/180F SN BK BX | 1620860000 | C.45 |
| BL 3.50/19/180F SN OR BX | 1620780000 | C.45 |
| BL 3.50/19/180LH SN BK BX | 1688050000 | C.45 |
| BL 3.50/19/180LH SN OR BX | 1687820000 | C.45 |
| BL 3.50/19/270 SN BK BX | 1639870000 | C.47 |
| BL 3.50/19/270 SN OR BX | 1639640000 | C.47 |
| BL 3.50/19/270F SN BK BX | 1640330000 | C.47 |
| BL 3.50/19/270F SN OR BX | 1640100000 | C.47 |
| BL 3.50/19/90 SN BK BX | 1638950000 | C.46 |
| BL 3.50/19/90 SN OR BX | 1638720000 | C.46 |
| BL 3.50/19/90F SN BK BX | 1639410000 | C.47 |
| BL 3.50/19/90F SN OR BX | 1639180000 | C.47 |
| BL 3.50/20/180 SN BK BX | 1620400000 | C.44 |
| BL 3.50/20/180 SN OR BX | 1620320000 | C.44 |
| BL 3.50/20/180F SN BK BX | 1620870000 | C.45 |
| BL 3.50/20/180F SN OR BX | 1620790000 | C.45 |
| BL 3.50/20/180LH SN BK BX | 1688060000 | C.45 |
| BL 3.50/20/180LH SN OR BX | 1687830000 | C.45 |
| BL 3.50/20/270 SN BK BX | 1639880000 | C.47 |
| BL 3.50/20/270 SN OR BX | 1639650000 | C.47 |
| BL 3.50/20/270F SN BK BX | 1640340000 | C.47 |
| BL 3.50/20/270F SN OR BX | 1640110000 | C.47 |
| BL 3.50/20/90 SN BK BX | 1638960000 | C.46 |
| BL 3.50/20/90 SN OR BX | 1638730000 | C.46 |
| BL 3.50/20/90F SN BK BX | 1639420000 | C.47 |
| BL 3.50/20/90F SN OR BX | 1639190000 | C.47 |
| BL 3.50/21/180 SN BK BX | 1620410000 | C.44 |
| BL 3.50/21/180 SN OR BX | 1620330000 | C.44 |
| BL 3.50/21/180F SN BK BX | 1620880000 | C.45 |
| BL 3.50/21/180F SN OR BX | 1620800000 | C.45 |
| BL 3.50/21/180LH SN BK BX | 1688070000 | C.45 |
| BL 3.50/21/180LH SN OR BX | 1687840000 | C.45 |
| BL 3.50/21/270 SN BK BX | 1639890000 | C.47 |
| BL 3.50/21/270 SN OR BX | 1639660000 | C.47 |
| BL 3.50/21/270F SN BK BX | 1640350000 | C.47 |
| BL 3.50/21/270F SN OR BX | 1640120000 | C.47 |
| BL 3.50/21/90 SN BK BX | 1638970000 | C.46 |
| BL 3.50/21/90 SN OR BX | 1638740000 | C.46 |
| BL 3.50/21/90F SN BK BX | 1639430000 | C.47 |
| BL 3.50/21/90F SN OR BX | 1639200000 | C.47 |
| BL 3.50/22/180 SN BK BX | 1620420000 | C.44 |
| BL 3.50/22/180 SN OR BX | 1620340000 | C.44 |
| BL 3.50/22/180F SN BK BX | 1620890000 | C.45 |
| BL 3.50/22/180F SN OR BX | 1620810000 | C.45 |
| BL 3.50/22/180LH SN BK BX | 1688080000 | C.45 |
| BL 3.50/22/180LH SN OR BX | 1687850000 | C.45 |
| BL 3.50/22/270 SN BK BX | 1639900000 | C.47 |
| BL 3.50/22/270 SN OR BX | 1639670000 | C.47 |
| BL 3.50/22/270F SN BK BX | 1640360000 | C.47 |
| BL 3.50/22/270F SN OR BX | 1640130000 | C.47 |
| BL 3.50/22/90 SN BK BX | 1638980000 | C.46 |
| BL 3.50/22/90 SN OR BX | 1638750000 | C.46 |
| BL 3.50/22/90F SN BK BX | 1639440000 | C.47 |
| BL 3.50/22/90F SN OR BX | 1639210000 | C.47 |
| BL 3.50/23/180 SN BK BX | 1620430000 | C.44 |
| BL 3.50/23/180 SN OR BX | 1620350000 | C.44 |
| BL 3.50/23/180F SN BK BX | 1620900000 | C.45 |
| BL 3.50/23/180F SN OR BX | 1620820000 | C.45 |
| BL 3.50/23/180LH SN BK BX | 1688090000 | C.45 |
| BL 3.50/23/180LH SN OR BX | 1687860000 | C.45 |
| BL 3.50/23/270 SN BK BX | 1639910000 | C.47 |
| BL 3.50/23/270 SN OR BX | 1639680000 | C.47 |
| BL 3.50/23/270F SN BK BX | 1640370000 | C.47 |
| BL 3.50/23/270F SN OR BX | 1640140000 | C.47 |
| BL 3.50/23/90 SN BK BX | 1638990000 | C.46 |
| BL 3.50/23/90 SN OR BX | 1638760000 | C.46 |
| BL 3.50/23/90F SN BK BX | 1639450000 | C.47 |
| BL 3.50/23/90F SN OR BX | 1639220000 | C.47 |
| BL 3.50/24/180 SN BK BX | 1620440000 | C.44 |
| BL 3.50/24/180 SN OR BX | 1620360000 | C.44 |
| BL 3.50/24/180F SN BK BX | 1620910000 | C.45 |
| BL 3.50/24/180F SN OR BX | 1620830000 | C.45 |
| BL 3.50/24/180LH SN BK BX | 1688100000 | C.45 |
| BL 3.50/24/180LH SN OR BX | 1687870000 | C.45 |
| BL 3.50/24/270 SN BK BX | 1639920000 | C.47 |
| BL 3.50/24/270 SN OR BX | 1639690000 | C.47 |
| BL 3.50/24/270F SN BK BX | 1640380000 | C.47 |
| BL 3.50/24/270F SN OR BX | 1640150000 | C.47 |
| BL 3.50/24/90 SN BK BX | 1639000000 | C.46 |
| BL 3.50/24/90 SN OR BX | 1638770000 | C.46 |
| BL 3.50/24/90F SN BK BX | 1639460000 | C.47 |
| BL 3.50/24/90F SN OR BX | 1639230000 | C.47 |
| BL SL 3.5 KO OR | 1693430000 | D.10 |
| BL SL 3.5 KO SW | 1610100000 | D.10 |
| BL/SL 3.5 VR OR | 1669310000 | D.5 |
| BL/SL 3.5 VR SW | 1669300000 | D.5 |
| BLAT ZE4 OR | 1577980000 | D.2 |
| BLAT ZE8 OR | 1578010000 | D.2 |
| BLC 5.08/02/180BR BK BX | 1712110000 | C.235 |
| BLC 5.08/02/180BR OR BX | 1649370000 | C.235 |
| BLC 5.08/02/180R BK BX | 1711960000 | C.234 |
| BLC 5.08/02/180R OR BX | 1610490000 | C.234 |
| BLC 5.08/03/180BR BK BX | 1712120000 | C.235 |
| BLC 5.08/03/180BR OR BX | 1649380000 | C.235 |
| BLC 5.08/03/180R BK BX | 1711970000 | C.234 |
| BLC 5.08/03/180R OR BX | 1610500000 | C.234 |
| BLC 5.08/04/180BR BK BX | 1712130000 | C.235 |
| BLC 5.08/04/180BR OR BX | 1649390000 | C.235 |
| BLC 5.08/04/180R BK BX | 1711980000 | C.234 |
| BLC 5.08/04/180R OR BX | 1610510000 | C.234 |
| BLC 5.08/05/180BR BK BX | 1712140000 | C.235 |
| BLC 5.08/05/180BR OR BX | 1649400000 | C.235 |
| BLC 5.08/05/180R BK BX | 1711990000 | C.234 |
| BLC 5.08/05/180R OR BX | 1610520000 | C.234 |
| BLC 5.08/06/180BR BK BX | 1712150000 | C.235 |
| BLC 5.08/06/180BR OR BX | 1649410000 | C.235 |
| BLC 5.08/06/180R BK BX | 1712000000 | C.234 |
| BLC 5.08/06/180R OR BX | 1610530000 | C.234 |
| BLC 5.08/07/180BR BK BX | 1712160000 | C.235 |
| BLC 5.08/07/180BR OR BX | 1649420000 | C.235 |
| BLC 5.08/07/180R BK BX | 1712010000 | C.234 |
| BLC 5.08/07/180R OR BX | 1610540000 | C.234 |
| BLC 5.08/08/180BR BK BX | 1712170000 | C.235 |
| BLC 5.08/08/180BR OR BX | 1649430000 | C.235 |
| BLC 5.08/08/180R BK BX | 1712020000 | C.234 |
| BLC 5.08/08/180R OR BX | 1610550000 | C.234 |
| BLC 5.08/09/180BR BK BX | 1712180000 | C.235 |
| BLC 5.08/09/180BR OR BX | 1649440000 | C.235 |
| BLC 5.08/09/180R BK BX | 1712030000 | C.234 |
| BLC 5.08/09/180R OR BX | 1610560000 | C.234 |
| BLC 5.08/10/180BR BK BX | 1712190000 | C.235 |
| BLC 5.08/10/180BR OR BX | 1649450000 | C.235 |
| BLC 5.08/10/180R BK BX | 1712040000 | C.234 |
| BLC 5.08/10/180R OR BX | 1610570000 | C.234 |
| BLC 5.08/11/180BR BK BX | 1712200000 | C.235 |
| BLC 5.08/11/180BR OR BX | 1649460000 | C.235 |
| BLC 5.08/11/180R BK BX | 1712050000 | C.234 |
| BLC 5.08/11/180R OR BX | 1610580000 | C.234 |
| BLC 5.08/12/180BR BK BX | 1712210000 | C.235 |
| BLC 5.08/12/180BR OR BX | 1649470000 | C.235 |
| BLC 5.08/12/180R BK BX | 1712060000 | C.234 |
| BLC 5.08/12/180R OR BX | 1610590000 | C.234 |
| BLC 5.08/13/180BR BK BX | 1712220000 | C.235 |
| BLC 5.08/13/180BR OR BX | 1649480000 | C.235 |
| BLC 5.08/13/180R BK BX | 1712070000 | C.234 |
| BLC 5.08/13/180R OR BX | 1610600000 | C.234 |
| BLC 5.08/14/180BR BK BX | 1712230000 | C.235 |
| BLC 5.08/14/180BR OR BX | 1649490000 | C.235 |
| BLC 5.08/14/180R BK BX | 1712080000 | C.234 |
| BLC 5.08/14/180R OR BX | 1610610000 | C.234 |
| BLC 5.08/15/180BR BK BX | 1712240000 | C.235 |
| BLC 5.08/15/180BR OR BX | 1649500000 | C.235 |
| BLC 5.08/15/180R BK BX | 1712090000 | C.234 |
| BLC 5.08/15/180R OR BX | 1610620000 | C.234 |
| BLC 5.08/16/180BR BK BX | 1712250000 | C.235 |
| BLC 5.08/16/180BR OR BX | 1649510000 | C.235 |
| BLC 5.08/16/180R BK BX | 1712100000 | C.234 |
| BLC 5.08/16/180R OR BX | 1610630000 | C.234 |
| BLDF 5.08/02/180 SN BK BX | 1000860000 | C.232 |
| BLDF 5.08/02/180 SN OR BX | 1001150000 | C.232 |
| BLDF 5.08/02/180F SN BK BX | 1000930000 | C.233 |





«ЭЛЕКТРО-ПРОФИ» - http://www.ep.ru

| Type | Order No. | Page |
|---|---|---|
| BLDF 5.08/02/180F SN OR BX | 1001220000 | C.233 |
| BLDF 5.08/02/180LR SN BK BX | 1001010000 | C.233 |
| BLDF 5.08/02/180LR SN OR BX | 1065130000 | C.233 |
| BLDF 5.08/03/180 SN BK BX | 1000870000 | C.232 |
| BLDF 5.08/03/180 SN OR BX | 1001160000 | C.232 |
| BLDF 5.08/03/180F SN BK BX | 1000950000 | C.233 |
| BLDF 5.08/03/180F SN OR BX | 1012060000 | C.233 |
| BLDF 5.08/03/180LR SN BK BX | 1001020000 | C.233 |
| BLDF 5.08/03/180LR SN OR BX | 1065140000 | C.233 |
| BLDF 5.08/04/180 SN BK BX | 1000880000 | C.232 |
| BLDF 5.08/04/180 SN OR BX | 1001170000 | C.232 |
| BLDF 5.08/04/180F SN BK BX | 1000960000 | C.233 |
| BLDF 5.08/04/180F SN OR BX | 1059420000 | C.233 |
| BLDF 5.08/04/180LR SN BK BX | 1001030000 | C.233 |
| BLDF 5.08/04/180LR SN OR BX | 1065150000 | C.233 |
| BLDF 5.08/05/180 SN BK BX | 1000890000 | C.232 |
| BLDF 5.08/05/180 SN OR BX | 1001180000 | C.232 |
| BLDF 5.08/05/180F SN BK BX | 1000970000 | C.233 |
| BLDF 5.08/05/180F SN OR BX | 1065080000 | C.233 |
| BLDF 5.08/05/180LR SN BK BX | 1001040000 | C.233 |
| BLDF 5.08/05/180LR SN OR BX | 1065160000 | C.233 |
| BLDF 5.08/06/180 SN BK BX | 1000900000 | C.232 |
| BLDF 5.08/06/180 SN OR BX | 1001190000 | C.232 |
| BLDF 5.08/06/180F SN BK BX | 1000980000 | C.233 |
| BLDF 5.08/06/180F SN OR BX | 1065090000 | C.233 |
| BLDF 5.08/06/180LR SN BK BX | 1001050000 | C.233 |
| BLDF 5.08/06/180LR SN OR BX | 1065170000 | C.233 |
| BLDF 5.08/07/180 SN BK BX | 1000910000 | C.232 |
| BLDF 5.08/07/180 SN OR BX | 1001200000 | C.232 |
| BLDF 5.08/07/180F SN BK BX | 1000990000 | C.233 |
| BLDF 5.08/07/180F SN OR BX | 1065110000 | C.233 |
| BLDF 5.08/07/180LR SN BK BX | 1001060000 | C.233 |
| BLDF 5.08/07/180LR SN OR BX | 1065180000 | C.233 |
| BLDF 5.08/08/180 SN BK BX | 1000920000 | C.232 |
| BLDF 5.08/08/180 SN OR BX | 1001210000 | C.232 |
| BLDF 5.08/08/180F SN BK BX | 1001000000 | C.233 |
| BLDF 5.08/08/180F SN OR BX | 1065120000 | C.233 |
| BLDF 5.08/08/180LR SN BK BX | 1001070000 | C.233 |
| BLDF 5.08/08/180LR SN OR BX | 1065190000 | C.233 |
| BLDT 5.08/02/- SN BK BX | 1660710000 | C.224 |
| BLDT 5.08/02/- SN OR BX | 1644730000 | C.224 |
| BLDT 5.08/02/-B SN BK BX | 1673780000 | C.225 |
| BLDT 5.08/02/-B SN OR BX | 1651740000 | C.225 |
| BLDT 5.08/03/- SN BK BX | 1660720000 | C.224 |
| BLDT 5.08/03/- SN OR BX | 1644740000 | C.224 |
| BLDT 5.08/03/-B SN BK BX | 1673790000 | C.225 |
| BLDT 5.08/03/-B SN OR BX | 1651750000 | C.225 |
| BLDT 5.08/04/- SN BK BX | 1660730000 | C.224 |
| BLDT 5.08/04/- SN OR BX | 1644750000 | C.224 |
| BLDT 5.08/04/-B SN BK BX | 1673800000 | C.225 |
| BLDT 5.08/04/-B SN OR BX | 1651760000 | C.225 |
| BLDT 5.08/05/- SN BK BX | 1660740000 | C.224 |
| BLDT 5.08/05/- SN OR BX | 1644760000 | C.224 |
| BLDT 5.08/05/-B SN BK BX | 1673810000 | C.225 |
| BLDT 5.08/05/-B SN OR BX | 1651770000 | C.225 |
| BLDT 5.08/06/- SN BK BX | 1660750000 | C.224 |
| BLDT 5.08/06/- SN OR BX | 1644770000 | C.224 |
| BLDT 5.08/06/-B SN BK BX | 1673820000 | C.225 |
| BLDT 5.08/06/-B SN OR BX | 1651780000 | C.225 |
| BLDT 5.08/07/- SN BK BX | 1660760000 | C.224 |
| BLDT 5.08/07/- SN OR BX | 1644780000 | C.224 |
| BLDT 5.08/07/-B SN BK BX | 1673830000 | C.225 |
| BLDT 5.08/07/-B SN OR BX | 1651790000 | C.225 |
| BLDT 5.08/08/- SN BK BX | 1660770000 | C.224 |
| BLDT 5.08/08/- SN OR BX | 1644790000 | C.224 |
| BLDT 5.08/08/-B SN BK BX | 1673840000 | C.225 |
| BLDT 5.08/08/-B SN OR BX | 1651800000 | C.225 |
| BLDT 5.08/09/- SN BK BX | 1660780000 | C.224 |
| BLDT 5.08/09/- SN OR BX | 1644800000 | C.224 |
| BLDT 5.08/09/-B SN BK BX | 1673850000 | C.225 |
| BLDT 5.08/09/-B SN OR BX | 1651810000 | C.225 |
| BLDT 5.08/10/- SN BK BX | 1660790000 | C.224 |
| BLDT 5.08/10/- SN OR BX | 1644810000 | C.224 |
| BLDT 5.08/10/-B SN BK BX | 1673860000 | C.225 |
| BLDT 5.08/10/-B SN OR BX | 1651820000 | C.225 |
| BLDT 5.08/11/- SN BK BX | 1660800000 | C.224 |
| BLDT 5.08/11/- SN OR BX | 1644820000 | C.224 |
| BLDT 5.08/11/-B SN BK BX | 1673870000 | C.225 |
| BLDT 5.08/11/-B SN OR BX | 1651830000 | C.225 |
| BLDT 5.08/12/- SN BK BX | 1660810000 | C.224 |
| BLDT 5.08/12/- SN OR BX | 1644830000 | C.224 |
| BLDT 5.08/12/-B SN BK BX | 1673880000 | C.225 |
| BLDT 5.08/12/-B SN OR BX | 1651840000 | C.225 |
| BLDZ DN5.08/5/180F GR BED | 1919990000 | C.222 |
| BLF 5.00/02/180 SN BK BX | 1017670000 | C.158 |
| BLF 5.00/02/180 SN OR BX | 1017860000 | C.158 |
| BLF 5.00/02/180F SN BK BX | 1017240000 | C.159 |
| BLF 5.00/02/180F SN OR BX | 1017420000 | C.159 |
| BLF 5.00/02/180LR SN BK BX | 1016140000 | C.159 |
| BLF 5.00/02/180LR SN OR BX | 1016340000 | C.159 |
| BLF 5.00/02/90 SN BK BX | 1979270000 | C.160 |
| BLF 5.00/02/90 SN OR BX | 1980170000 | C.160 |
| BLF 5.00/02/90F SN BK BX | 1979460000 | C.161 |
| BLF 5.00/02/90F SN OR BX | 1980640000 | C.161 |
| BLF 5.00/02/90LR SN BK BX | 1979790000 | C.161 |
| BLF 5.00/02/90LR SN OR BX | 1980870000 | C.161 |
| BLF 5.00/03/180 SN BK BX | 1017680000 | C.158 |
| BLF 5.00/03/180 SN OR BX | 1017870000 | C.158 |
| BLF 5.00/03/180F SN BK BX | 1017250000 | C.159 |
| BLF 5.00/03/180F SN OR BX | 1017430000 | C.159 |
| BLF 5.00/03/180LR SN BK BX | 1016150000 | C.159 |
| BLF 5.00/03/180LR SN OR BX | 1016350000 | C.159 |
| BLF 5.00/03/90 SN BK BX | 1979280000 | C.160 |
| BLF 5.00/03/90 SN OR BX | 1980180000 | C.160 |
| BLF 5.00/03/90F SN BK BX | 1979470000 | C.161 |
| BLF 5.00/03/90F SN OR BX | 1980650000 | C.161 |
| BLF 5.00/03/90LR SN BK BX | 1979800000 | C.161 |
| BLF 5.00/03/90LR SN OR BX | 1980880000 | C.161 |
| BLF 5.00/04/180 SN BK BX | 1017690000 | C.158 |
| BLF 5.00/04/180 SN OR BX | 1017880000 | C.158 |
| BLF 5.00/04/180F SN BK BX | 1017260000 | C.159 |
| BLF 5.00/04/180F SN OR BX | 1017440000 | C.159 |
| BLF 5.00/04/180LR SN BK BX | 1016170000 | C.159 |
| BLF 5.00/04/180LR SN OR BX | 1016360000 | C.159 |
| BLF 5.00/04/90 SN BK BX | 1979290000 | C.160 |
| BLF 5.00/04/90 SN OR BX | 1980190000 | C.160 |
| BLF 5.00/04/90F SN BK BX | 1979480000 | C.161 |
| BLF 5.00/04/90F SN OR BX | 1980660000 | C.161 |
| BLF 5.00/04/90LR SN BK BX | 1979810000 | C.161 |
| BLF 5.00/04/90LR SN OR BX | 1980890000 | C.161 |
| BLF 5.00/05/180 SN BK BX | 1017710000 | C.158 |
| BLF 5.00/05/180 SN OR BX | 1017890000 | C.158 |
| BLF 5.00/05/180F SN BK BX | 1017270000 | C.159 |
| BLF 5.00/05/180F SN OR BX | 1017450000 | C.159 |
| BLF 5.00/05/180LR SN BK BX | 1016180000 | C.159 |
| BLF 5.00/05/180LR SN OR BX | 1016370000 | C.159 |
| BLF 5.00/05/90 SN BK BX | 1979300000 | C.160 |
| BLF 5.00/05/90 SN OR BX | 1980200000 | C.160 |
| BLF 5.00/05/90F SN BK BX | 1979490000 | C.161 |
| BLF 5.00/05/90F SN OR BX | 1980670000 | C.161 |
| BLF 5.00/05/90LR SN BK BX | 1979820000 | C.161 |
| BLF 5.00/05/90LR SN OR BX | 1980900000 | C.161 |
| BLF 5.00/06/180 SN BK BX | 1017720000 | C.158 |
| BLF 5.00/06/180 SN OR BX | 1017910000 | C.158 |
| BLF 5.00/06/180F SN BK BX | 1017280000 | C.159 |
| BLF 5.00/06/180F SN OR BX | 1017470000 | C.159 |
| BLF 5.00/06/180LR SN BK BX | 1016190000 | C.159 |
| BLF 5.00/06/180LR SN OR BX | 1016380000 | C.159 |
| BLF 5.00/06/90 SN BK BX | 1979310000 | C.160 |
| BLF 5.00/06/90 SN OR BX | 1980210000 | C.160 |
| BLF 5.00/06/90F SN BK BX | 1979500000 | C.161 |
| BLF 5.00/06/90F SN OR BX | 1980680000 | C.161 |
| BLF 5.00/06/90LR SN BK BX | 1979830000 | C.161 |
| BLF 5.00/06/90LR SN OR BX | 1980910000 | C.161 |
| BLF 5.00/07/180 SN BK BX | 1017730000 | C.158 |
| BLF 5.00/07/180 SN OR BX | 1017920000 | C.158 |
| BLF 5.00/07/180F SN BK BX | 1017290000 | C.159 |
| BLF 5.00/07/180F SN OR BX | 1017480000 | C.159 |
| BLF 5.00/07/180LR SN BK BX | 1016210000 | C.159 |
| BLF 5.00/07/180LR SN OR BX | 1016390000 | C.159 |
| BLF 5.00/07/90 SN BK BX | 1979320000 | C.160 |
| BLF 5.00/07/90 SN OR BX | 1980220000 | C.160 |
| BLF 5.00/07/90F SN BK BX | 1979510000 | C.161 |
| BLF 5.00/07/90F SN OR BX | 1980690000 | C.161 |
| BLF 5.00/07/90LR SN BK BX | 1979840000 | C.161 |
| BLF 5.00/07/90LR SN OR BX | 1980920000 | C.161 |
| BLF 5.00/08/180 SN BK BX | 1017740000 | C.158 |
| BLF 5.00/08/180 SN OR BX | 1017930000 | C.158 |
| BLF 5.00/08/180F SN BK BX | 1017310000 | C.159 |
| BLF 5.00/08/180F SN OR BX | 1017490000 | C.159 |
| BLF 5.00/08/180LR SN BK BX | 1016220000 | C.159 |
| BLF 5.00/08/180LR SN OR BX | 1016410000 | C.159 |
| BLF 5.00/08/90 SN BK BX | 1979330000 | C.160 |
| BLF 5.00/08/90 SN OR BX | 1980230000 | C.160 |
| BLF 5.00/08/90F SN BK BX | 1979520000 | C.161 |
| BLF 5.00/08/90F SN OR BX | 1980700000 | C.161 |
| BLF 5.00/08/90LR SN BK BX | 1979850000 | C.161 |
| BLF 5.00/08/90LR SN OR BX | 1980930000 | C.161 |
| BLF 5.00/09/180 SN BK BX | 1017750000 | C.158 |
| BLF 5.00/09/180 SN OR BX | 1017950000 | C.158 |
| BLF 5.00/09/180F SN BK BX | 1017320000 | C.159 |
| BLF 5.00/09/180F SN OR BX | 1017510000 | C.159 |
| BLF 5.00/09/180LR SN BK BX | 1016230000 | C.159 |
| BLF 5.00/09/180LR SN OR BX | 1016420000 | C.159 |
| BLF 5.00/09/90 SN BK BX | 1979340000 | C.160 |
| BLF 5.00/09/90 SN OR BX | 1980240000 | C.160 |
| BLF 5.00/09/90F SN BK BX | 1979530000 | C.161 |
| BLF 5.00/09/90F SN OR BX | 1980710000 | C.161 |
| BLF 5.00/09/90LR SN BK BX | 1979860000 | C.161 |
| BLF 5.00/09/90LR SN OR BX | 1980940000 | C.161 |
| BLF 5.00/10/180 SN BK BX | 1017760000 | C.158 |
| BLF 5.00/10/180 SN OR BX | 1017960000 | C.158 |
| BLF 5.00/10/180F SN BK BX | 1017330000 | C.159 |
| BLF 5.00/10/180F SN OR BX | 1017520000 | C.159 |
| BLF 5.00/10/180LR SN BK BX | 1016240000 | C.159 |
| BLF 5.00/10/180LR SN OR BX | 1016430000 | C.159 |
| BLF 5.00/10/90 SN BK BX | 1979350000 | C.160 |
| BLF 5.00/10/90 SN OR BX | 1980250000 | C.160 |
| BLF 5.00/10/90F SN BK BX | 1979540000 | C.161 |
| BLF 5.00/10/90F SN OR BX | 1980720000 | C.161 |
| BLF 5.00/10/90LR SN BK BX | 1979870000 | C.161 |
| BLF 5.00/10/90LR SN OR BX | 1980950000 | C.161 |
| BLF 5.00/11/180 SN BK BX | 1017770000 | C.158 |
| BLF 5.00/11/180 SN OR BX | 1017970000 | C.158 |
| BLF 5.00/11/180F SN BK BX | 1017340000 | C.159 |
| BLF 5.00/11/180F SN OR BX | 1017530000 | C.159 |
| BLF 5.00/11/180LR SN BK BX | 1016250000 | C.159 |
| BLF 5.00/11/180LR SN OR BX | 1016440000 | C.159 |
| BLF 5.00/11/90 SN BK BX | 1979360000 | C.160 |
| BLF 5.00/11/90 SN OR BX | 1980260000 | C.160 |
| BLF 5.00/11/90F SN BK BX | 1979550000 | C.161 |
| BLF 5.00/11/90F SN OR BX | 1980730000 | C.161 |
| BLF 5.00/11/90LR SN BK BX | 1979880000 | C.161 |
| BLF 5.00/11/90LR SN OR BX | 1980960000 | C.161 |
| BLF 5.00/12/180 SN BK BX | 1017780000 | C.158 |
| BLF 5.00/12/180 SN OR BX | 1017980000 | C.158 |
| BLF 5.00/12/180F SN BK BX | 1017350000 | C.159 |
| BLF 5.00/12/180F SN OR BX | 1017540000 | C.159 |
| BLF 5.00/12/180LR SN BK BX | 1016260000 | C.159 |
| BLF 5.00/12/180LR SN OR BX | 1016450000 | C.159 |
| BLF 5.00/12/90 SN BK BX | 1979370000 | C.160 |
| BLF 5.00/12/90 SN OR BX | 1980270000 | C.160 |
| BLF 5.00/12/90F SN BK BX | 1979560000 | C.161 |
| BLF 5.00/12/90F SN OR BX | 1980740000 | C.161 |
| BLF 5.00/12/90LR SN BK BX | 1979890000 | C.161 |
| BLF 5.00/12/90LR SN OR BX | 1980970000 | C.161 |
| BLF 5.00/13/180 SN BK BX | 1017790000 | C.158 |
| BLF 5.00/13/180 SN OR BX | 1017990000 | C.158 |
| BLF 5.00/13/180F SN BK BX | 1017360000 | C.159 |
| BLF 5.00/13/180F SN OR BX | 1017550000 | C.159 |
| BLF 5.00/13/180LR SN BK BX | 1016270000 | C.159 |
| BLF 5.00/13/180LR SN OR BX | 1016460000 | C.159 |
| BLF 5.00/13/90 SN BK BX | 1979380000 | C.160 |
| BLF 5.00/13/90 SN OR BX | 1980280000 | C.160 |
| BLF 5.00/13/90F SN BK BX | 1979570000 | C.161 |
| BLF 5.00/13/90F SN OR BX | 1980750000 | C.161 |
| BLF 5.00/13/90LR SN BK BX | 1979900000 | C.161 |
| BLF 5.00/13/90LR SN OR BX | 1980980000 | C.161 |
| BLF 5.00/14/180 SN BK BX | 1017810000 | C.158 |
| BLF 5.00/14/180 SN OR BX | 1018010000 | C.158 |
| BLF 5.00/14/180F SN BK BX | 1017370000 | C.159 |
| BLF 5.00/14/180F SN OR BX | 1017570000 | C.159 |
| BLF 5.00/14/180LR SN BK BX | 1016280000 | C.159 |
| BLF 5.00/14/180LR SN OR BX | 1016470000 | C.159 |
| BLF 5.00/14/90 SN BK BX | 1979390000 | C.160 |
| BLF 5.00/14/90 SN OR BX | 1980290000 | C.160 |
| BLF 5.00/14/90F SN BK BX | 1979580000 | C.161 |
| BLF 5.00/14/90F SN OR BX | 1980760000 | C.161 |
| BLF 5.00/14/90LR SN BK BX | 1979910000 | C.161 |
| BLF 5.00/14/90LR SN OR BX | 1980990000 | C.161 |
| BLF 5.00/15/180 SN BK BX | 1017820000 | C.158 |
| BLF 5.00/15/180 SN OR BX | 1018020000 | C.158 |
| BLF 5.00/15/180F SN BK BX | 1017380000 | C.159 |
| BLF 5.00/15/180F SN OR BX | 1017590000 | C.159 |
| BLF 5.00/15/180LR SN BK BX | 1016290000 | C.159 |
| BLF 5.00/15/180LR SN OR BX | 1016480000 | C.159 |
| BLF 5.00/15/90 SN BK BX | 1979400000 | C.160 |
| BLF 5.00/15/90 SN OR BX | 1980300000 | C.160 |
| BLF 5.00/15/90F SN BK BX | 1979590000 | C.161 |
| BLF 5.00/15/90F SN OR BX | 1980780000 | C.161 |
| BLF 5.00/15/90LR SN BK BX | 1979920000 | C.161 |
| BLF 5.00/15/90LR SN OR BX | 1981000000 | C.161 |
| BLF 5.00/16/180 SN BK BX | 1017830000 | C.158 |
| BLF 5.00/16/180 SN OR BX | 1018030000 | C.158 |
| BLF 5.00/16/180F SN BK BX | 1017390000 | C.159 |
| BLF 5.00/16/180F SN OR BX | 1017600000 | C.159 |
| BLF 5.00/16/180LR SN BK BX | 1016310000 | C.159 |
| BLF 5.00/16/180LR SN OR BX | 1016490000 | C.159 |
| BLF 5.00/16/90 SN BK BX | 1979410000 | C.160 |
| BLF 5.00/16/90 SN OR BX | 1980310000 | C.160 |
| BLF 5.00/16/90F SN BK BX | 1979600000 | C.161 |
| BLF 5.00/16/90F SN OR BX | 1980790000 | C.161 |
| BLF 5.00/16/90LR SN BK BX | 1979930000 | C.161 |
| BLF 5.00/16/90LR SN OR BX | 1981010000 | C.161 |
| BLF 5.00/17/180 SN BK BX | 1017840000 | C.158 |
| BLF 5.00/17/180 SN OR BX | 1018040000 | C.158 |
| BLF 5.00/17/180F SN BK BX | 1017400000 | C.159 |
| BLF 5.00/17/180F SN OR BX | 1017610000 | C.159 |
| BLF 5.00/17/180LR SN BK BX | 1016320000 | C.159 |
| BLF 5.00/17/180LR SN OR BX | 1016510000 | C.159 |
| BLF 5.00/17/90 SN BK BX | 1979420000 | C.160 |
| BLF 5.00/17/90 SN OR BX | 1980320000 | C.160 |
| BLF 5.00/17/90F SN BK BX | 1979610000 | C.161 |
| BLF 5.00/17/90F SN OR BX | 1980800000 | C.161 |
| BLF 5.00/17/90LR SN BK BX | 1979940000 | C.161 |
| BLF 5.00/17/90LR SN OR BX | 1981020000 | C.161 |
| BLF 5.00/18/180 SN BK BX | 1017850000 | C.158 |
| BLF 5.00/18/180 SN OR BX | 1018050000 | C.158 |
| BLF 5.00/18/180F SN BK BX | 1017410000 | C.159 |
| BLF 5.00/18/180F SN OR BX | 1017620000 | C.159 |
| BLF 5.00/18/180LR SN BK BX | 1016330000 | C.159 |
| BLF 5.00/18/180LR SN OR BX | 1016520000 | C.159 |
| BLF 5.00/18/90 SN BK BX | 1979430000 | C.160 |
| BLF 5.00/18/90 SN OR BX | 1980330000 | C.160 |
| BLF 5.00/18/90F SN BK BX | 1979620000 | C.161 |
| BLF 5.00/18/90F SN OR BX | 1980810000 | C.161 |
| BLF 5.00/18/90LR SN BK BX | 1979950000 | C.161 |
| BLF 5.00/18/90LR SN OR BX | 1981030000 | C.161 |
| BLF 5.00/19/90 SN BK BX | 1979440000 | C.160 |
| BLF 5.00/19/90 SN OR BX | 1980340000 | C.160 |
| BLF 5.00/19/90F SN BK BX | 1979630000 | C.161 |
| BLF 5.00/19/90F SN OR BX | 1980820000 | C.161 |
| BLF 5.00/19/90LR SN BK BX | 1979960000 | C.161 |
| BLF 5.00/19/90LR SN OR BX | 1981040000 | C.161 |
| BLF 5.00/20/90 SN BK BX | 1979450000 | C.160 |
| BLF 5.00/20/90 SN OR BX | 1980360000 | C.160 |
| BLF 5.00/20/90F SN BK BX | 1979640000 | C.161 |
| BLF 5.00/20/90F SN OR BX | 1980840000 | C.161 |
| BLF 5.00/20/90LR SN BK BX | 1979970000 | C.161 |
| BLF 5.00/20/90LR SN OR BX | 1981050000 | C.161 |





«ЭЛЕКТРО-ПРОФИ» - http://www.ep.ru

| Type | Order No. | Page |
|---|---|---|
| BLF 5.08/02/180 SN OR BX | 1013680000 | C.226 |
| BLF 5.08/02/180F SN BK BX | 1012640000 | C.227 |
| BLF 5.08/02/180F SN OR BX | 1013070000 | C.227 |
| BLF 5.08/02/180LR SN BK BX | 1014120000 | C.227 |
| BLF 5.08/02/180LR SN OR BX | 1014370000 | C.227 |
| BLF 5.08/02/270 SN BK BX | 1981930000 | C.230 |
| BLF 5.08/02/270 SN OR BX | 1982700000 | C.230 |
| BLF 5.08/02/270F SN BK BX | 1982120000 | C.231 |
| BLF 5.08/02/270F SN OR BX | 1982890000 | C.231 |
| BLF 5.08/02/270LR SN BK BX | 1982310000 | C.231 |
| BLF 5.08/02/270LR SN OR BX | 1983080000 | C.231 |
| BLF 5.08/02/90 SN BK BX | 1000030001 | C.228 |
| BLF 5.08/02/90 SN OR BX | 1001530000 | C.228 |
| BLF 5.08/02/90F SN BK BX | 1000220001 | C.229 |
| BLF 5.08/02/90F SN OR BX | 1002090000 | C.229 |
| BLF 5.08/02/90LR SN BK BX | 1000410001 | C.229 |
| BLF 5.08/02/90LR SN OR BX | 1002280000 | C.229 |
| BLF 5.08/03/180 SN BK BX | 1013440000 | C.226 |
| BLF 5.08/03/180 SN OR BX | 1013690000 | C.226 |
| BLF 5.08/03/180F SN BK BX | 1012650000 | C.227 |
| BLF 5.08/03/180F SN OR BX | 1013090000 | C.227 |
| BLF 5.08/03/180LR SN BK BX | 1014130000 | C.227 |
| BLF 5.08/03/180LR SN OR BX | 1014380000 | C.227 |
| BLF 5.08/03/270 SN BK BX | 1981940000 | C.230 |
| BLF 5.08/03/270 SN OR BX | 1982710000 | C.230 |
| BLF 5.08/03/270F SN BK BX | 1982130000 | C.231 |
| BLF 5.08/03/270F SN OR BX | 1982900000 | C.231 |
| BLF 5.08/03/270LR SN BK BX | 1982320000 | C.231 |
| BLF 5.08/03/270LR SN OR BX | 1983090000 | C.231 |
| BLF 5.08/03/90 SN BK BX | 1000040001 | C.228 |
| BLF 5.08/03/90 SN OR BX | 1001540000 | C.228 |
| BLF 5.08/03/90F SN BK BX | 1000230001 | C.229 |
| BLF 5.08/03/90F SN OR BX | 1002100000 | C.229 |
| BLF 5.08/03/90LR SN BK BX | 1000420001 | C.229 |
| BLF 5.08/03/90LR SN OR BX | 1002290000 | C.229 |
| BLF 5.08/04/180 SN BK BX | 1013450000 | C.226 |
| BLF 5.08/04/180 SN OR BX | 1013710000 | C.226 |
| BLF 5.08/04/180F SN BK BX | 1012660000 | C.227 |
| BLF 5.08/04/180F SN OR BX | 1013110000 | C.227 |
| BLF 5.08/04/180LR SN BK BX | 1014140000 | C.227 |
| BLF 5.08/04/180LR SN OR BX | 1014390000 | C.227 |
| BLF 5.08/04/270 SN BK BX | 1981950000 | C.230 |
| BLF 5.08/04/270 SN OR BX | 1982720000 | C.230 |
| BLF 5.08/04/270F SN BK BX | 1982140000 | C.231 |
| BLF 5.08/04/270F SN OR BX | 1982910000 | C.231 |
| BLF 5.08/04/270LR SN BK BX | 1982330000 | C.231 |
| BLF 5.08/04/270LR SN OR BX | 1983100000 | C.231 |
| BLF 5.08/04/90 SN BK BX | 1000050001 | C.228 |
| BLF 5.08/04/90 SN OR BX | 1001550000 | C.228 |
| BLF 5.08/04/90F SN BK BX | 1000240001 | C.229 |
| BLF 5.08/04/90F SN OR BX | 1002110000 | C.229 |
| BLF 5.08/04/90LR SN BK BX | 1000430001 | C.229 |
| BLF 5.08/04/90LR SN OR BX | 1002300000 | C.229 |
| BLF 5.08/05/180 SN BK BX | 1013460000 | C.226 |
| BLF 5.08/05/180 SN OR BX | 1013720000 | C.226 |
| BLF 5.08/05/180F SN BK BX | 1012670000 | C.227 |
| BLF 5.08/05/180F SN OR BX | 1013120000 | C.227 |
| BLF 5.08/05/180LR SN BK BX | 1014150000 | C.227 |
| BLF 5.08/05/180LR SN OR BX | 1014410000 | C.227 |
| BLF 5.08/05/270 SN BK BX | 1981960000 | C.230 |
| BLF 5.08/05/270 SN OR BX | 1982730000 | C.230 |
| BLF 5.08/05/270F SN BK BX | 1982150000 | C.231 |
| BLF 5.08/05/270F SN OR BX | 1982920000 | C.231 |
| BLF 5.08/05/270LR SN BK BX | 1982340000 | C.231 |
| BLF 5.08/05/270LR SN OR BX | 1983110000 | C.231 |
| BLF 5.08/05/90 SN BK BX | 1000060001 | C.228 |
| BLF 5.08/05/90 SN OR BX | 1001560000 | C.228 |
| BLF 5.08/05/90F SN BK BX | 1000250001 | C.229 |
| BLF 5.08/05/90F SN OR BX | 1002120000 | C.229 |
| BLF 5.08/05/90LR SN BK BX | 1000440001 | C.229 |
| BLF 5.08/05/90LR SN OR BX | 1002310000 | C.229 |
| BLF 5.08/06/180 SN BK BX | 1013470000 | C.226 |
| BLF 5.08/06/180 SN OR BX | 1013730000 | C.226 |
| BLF 5.08/06/180F SN BK BX | 1012680000 | C.227 |
| BLF 5.08/06/180F SN OR BX | 1013130000 | C.227 |
| BLF 5.08/06/180LR SN BK BX | 1014160000 | C.227 |
| BLF 5.08/06/180LR SN OR BX | 1014420000 | C.227 |
| BLF 5.08/06/270 SN BK BX | 1981970000 | C.230 |
| BLF 5.08/06/270 SN OR BX | 1982740000 | C.230 |
| BLF 5.08/06/270F SN BK BX | 1982160000 | C.231 |
| BLF 5.08/06/270F SN OR BX | 1982930000 | C.231 |
| BLF 5.08/06/270LR SN BK BX | 1982350000 | C.231 |
| BLF 5.08/06/270LR SN OR BX | 1983120000 | C.231 |
| BLF 5.08/06/90 SN BK BX | 1000070001 | C.228 |
| BLF 5.08/06/90 SN OR BX | 1001570000 | C.228 |
| BLF 5.08/06/90F SN BK BX | 1000260001 | C.229 |
| BLF 5.08/06/90F SN OR BX | 1002130000 | C.229 |
| BLF 5.08/06/90LR SN BK BX | 1000450001 | C.229 |
| BLF 5.08/06/90LR SN OR BX | 1002320000 | C.229 |
| BLF 5.08/07/180 SN BK BX | 1013480000 | C.226 |
| BLF 5.08/07/180 SN OR BX | 1013740000 | C.226 |
| BLF 5.08/07/180F SN BK BX | 1012690000 | C.227 |
| BLF 5.08/07/180F SN OR BX | 1013140000 | C.227 |
| BLF 5.08/07/180LR SN BK BX | 1014170000 | C.227 |
| BLF 5.08/07/180LR SN OR BX | 1014430000 | C.227 |
| BLF 5.08/07/270 SN BK BX | 1981980000 | C.230 |
| BLF 5.08/07/270 SN OR BX | 1982750000 | C.230 |
| BLF 5.08/07/270F SN BK BX | 1982170000 | C.231 |
| BLF 5.08/07/270F SN OR BX | 1982940000 | C.231 |
| BLF 5.08/07/270LR SN BK BX | 1982360000 | C.231 |
| BLF 5.08/07/270LR SN OR BX | 1983130000 | C.231 |
| BLF 5.08/07/90 SN BK BX | 1000080001 | C.228 |
| BLF 5.08/07/90 SN OR BX | 1001580000 | C.228 |
| BLF 5.08/07/90F SN BK BX | 1000270001 | C.229 |
| BLF 5.08/07/90F SN OR BX | 1002140000 | C.229 |
| BLF 5.08/07/90LR SN BK BX | 1000460001 | C.229 |
| BLF 5.08/07/90LR SN OR BX | 1002330000 | C.229 |
| BLF 5.08/08/180 SN BK BX | 1013490000 | C.226 |
| BLF 5.08/08/180 SN OR BX | 1013750000 | C.226 |
| BLF 5.08/08/180F SN BK BX | 1012710000 | C.227 |
| BLF 5.08/08/180F SN OR BX | 1013150000 | C.227 |
| BLF 5.08/08/180LR SN BK BX | 1014180000 | C.227 |
| BLF 5.08/08/180LR SN OR BX | 1014440000 | C.227 |
| BLF 5.08/08/270 SN BK BX | 1981990000 | C.230 |
| BLF 5.08/08/270 SN OR BX | 1982760000 | C.230 |
| BLF 5.08/08/270F SN BK BX | 1982180000 | C.231 |
| BLF 5.08/08/270F SN OR BX | 1982950000 | C.231 |
| BLF 5.08/08/270LR SN BK BX | 1982370000 | C.231 |
| BLF 5.08/08/270LR SN OR BX | 1983140000 | C.231 |
| BLF 5.08/08/90 SN BK BX | 1000090001 | C.228 |
| BLF 5.08/08/90 SN OR BX | 1001590000 | C.228 |
| BLF 5.08/08/90F SN BK BX | 1000280001 | C.229 |
| BLF 5.08/08/90F SN OR BX | 1002150000 | C.229 |
| BLF 5.08/08/90LR SN BK BX | 1000470001 | C.229 |
| BLF 5.08/08/90LR SN OR BX | 1002340000 | C.229 |
| BLF 5.08/09/180 SN BK BX | 1013510000 | C.226 |
| BLF 5.08/09/180 SN OR BX | 1013760000 | C.226 |
| BLF 5.08/09/180F SN BK BX | 1012720000 | C.227 |
| BLF 5.08/09/180F SN OR BX | 1013160000 | C.227 |
| BLF 5.08/09/180LR SN BK BX | 1014190000 | C.227 |
| BLF 5.08/09/180LR SN OR BX | 1014450000 | C.227 |
| BLF 5.08/09/270 SN BK BX | 1982000000 | C.230 |
| BLF 5.08/09/270 SN OR BX | 1982770000 | C.230 |
| BLF 5.08/09/270F SN BK BX | 1982190000 | C.231 |
| BLF 5.08/09/270F SN OR BX | 1982960000 | C.231 |
| BLF 5.08/09/270LR SN BK BX | 1982380000 | C.231 |
| BLF 5.08/09/270LR SN OR BX | 1983150000 | C.231 |
| BLF 5.08/09/90 SN BK BX | 1000100001 | C.228 |
| BLF 5.08/09/90 SN OR BX | 1001600000 | C.228 |
| BLF 5.08/09/90F SN BK BX | 1000290001 | C.229 |
| BLF 5.08/09/90F SN OR BX | 1002160000 | C.229 |
| BLF 5.08/09/90LR SN BK BX | 1000480001 | C.229 |
| BLF 5.08/09/90LR SN OR BX | 1002350000 | C.229 |
| BLF 5.08/10/180 SN BK BX | 1013520000 | C.226 |
| BLF 5.08/10/180 SN OR BX | 1013770000 | C.226 |
| BLF 5.08/10/180F SN BK BX | 1012730000 | C.227 |
| BLF 5.08/10/180F SN OR BX | 1013170000 | C.227 |
| BLF 5.08/10/180LR SN BK BX | 1014210000 | C.227 |
| BLF 5.08/10/180LR SN OR BX | 1014460000 | C.227 |
| BLF 5.08/10/270 SN BK BX | 1982010000 | C.230 |
| BLF 5.08/10/270 SN OR BX | 1982780000 | C.230 |
| BLF 5.08/10/270F SN BK BX | 1982200000 | C.231 |
| BLF 5.08/10/270F SN OR BX | 1982970000 | C.231 |
| BLF 5.08/10/270LR SN BK BX | 1982390000 | C.231 |
| BLF 5.08/10/270LR SN OR BX | 1983160000 | C.231 |
| BLF 5.08/10/90 SN BK BX | 1000110001 | C.228 |
| BLF 5.08/10/90 SN OR BX | 1001610000 | C.228 |
| BLF 5.08/10/90F SN BK BX | 1000300001 | C.229 |
| BLF 5.08/10/90F SN OR BX | 1002170000 | C.229 |
| BLF 5.08/10/90LR SN BK BX | 1000490001 | C.229 |
| BLF 5.08/10/90LR SN OR BX | 1002360000 | C.229 |
| BLF 5.08/11/180 SN BK BX | 1013530000 | C.226 |
| BLF 5.08/11/180 SN OR BX | 1013780000 | C.226 |
| BLF 5.08/11/180F SN BK BX | 1012740000 | C.227 |
| BLF 5.08/11/180F SN OR BX | 1013180000 | C.227 |
| BLF 5.08/11/180LR SN BK BX | 1014220000 | C.227 |
| BLF 5.08/11/180LR SN OR BX | 1014470000 | C.227 |
| BLF 5.08/11/270 SN BK BX | 1982020000 | C.230 |
| BLF 5.08/11/270 SN OR BX | 1982790000 | C.230 |
| BLF 5.08/11/270F SN BK BX | 1982210000 | C.231 |
| BLF 5.08/11/270F SN OR BX | 1982980000 | C.231 |
| BLF 5.08/11/270LR SN BK BX | 1982400000 | C.231 |
| BLF 5.08/11/270LR SN OR BX | 1983170000 | C.231 |
| BLF 5.08/11/90 SN BK BX | 1000120001 | C.228 |
| BLF 5.08/11/90 SN OR BX | 1001620000 | C.228 |
| BLF 5.08/11/90F SN BK BX | 1000310001 | C.229 |
| BLF 5.08/11/90F SN OR BX | 1002180000 | C.229 |
| BLF 5.08/11/90LR SN BK BX | 1000500001 | C.229 |
| BLF 5.08/11/90LR SN OR BX | 1002370000 | C.229 |
| BLF 5.08/12/180 SN BK BX | 1013540000 | C.226 |
| BLF 5.08/12/180 SN OR BX | 1013790000 | C.226 |
| BLF 5.08/12/180F SN BK BX | 1012750000 | C.227 |
| BLF 5.08/12/180F SN OR BX | 1013190000 | C.227 |
| BLF 5.08/12/180LR SN BK BX | 1014230000 | C.227 |
| BLF 5.08/12/180LR SN OR BX | 1014480000 | C.227 |
| BLF 5.08/12/270 SN BK BX | 1982030000 | C.230 |
| BLF 5.08/12/270 SN OR BX | 1982800000 | C.230 |
| BLF 5.08/12/270F SN BK BX | 1982220000 | C.231 |
| BLF 5.08/12/270F SN OR BX | 1982990000 | C.231 |
| BLF 5.08/12/270LR SN BK BX | 1982410000 | C.231 |
| BLF 5.08/12/270LR SN OR BX | 1983180000 | C.231 |
| BLF 5.08/12/90 SN BK BX | 1000130001 | C.228 |
| BLF 5.08/12/90 SN OR BX | 1001630000 | C.228 |
| BLF 5.08/12/90F SN BK BX | 1000320001 | C.229 |
| BLF 5.08/12/90F SN OR BX | 1002190000 | C.229 |
| BLF 5.08/12/90LR SN BK BX | 1000510001 | C.229 |
| BLF 5.08/12/90LR SN OR BX | 1002380000 | C.229 |
| BLF 5.08/13/180 SN BK BX | 1013550000 | C.226 |
| BLF 5.08/13/180 SN OR BX | 1013810000 | C.226 |
| BLF 5.08/13/180F SN BK BX | 1012940000 | C.227 |
| BLF 5.08/13/180F SN OR BX | 1013210000 | C.227 |
| BLF 5.08/13/180LR SN BK BX | 1014240000 | C.227 |
| BLF 5.08/13/180LR SN OR BX | 1014490000 | C.227 |
| BLF 5.08/13/270 SN BK BX | 1982040000 | C.230 |
| BLF 5.08/13/270 SN OR BX | 1982810000 | C.230 |
| BLF 5.08/13/270F SN BK BX | 1982230000 | C.231 |
| BLF 5.08/13/270F SN OR BX | 1983000000 | C.231 |
| BLF 5.08/13/270LR SN BK BX | 1982420000 | C.231 |
| BLF 5.08/13/270LR SN OR BX | 1983190000 | C.231 |
| BLF 5.08/13/90 SN BK BX | 1000140001 | C.228 |
| BLF 5.08/13/90 SN OR BX | 1001640000 | C.228 |
| BLF 5.08/13/90F SN BK BX | 1000330001 | C.229 |
| BLF 5.08/13/90F SN OR BX | 1002200000 | C.229 |
| BLF 5.08/13/90LR SN BK BX | 1000520001 | C.229 |
| BLF 5.08/13/90LR SN OR BX | 1002390000 | C.229 |
| BLF 5.08/14/180 SN BK BX | 1013560000 | C.226 |
| BLF 5.08/14/180 SN OR BX | 1013820000 | C.226 |
| BLF 5.08/14/180F SN BK BX | 1012950000 | C.227 |
| BLF 5.08/14/180F SN OR BX | 1013220000 | C.227 |
| BLF 5.08/14/180LR SN BK BX | 1014250000 | C.227 |
| BLF 5.08/14/180LR SN OR BX | 1014510000 | C.227 |
| BLF 5.08/14/270 SN BK BX | 1982050000 | C.230 |
| BLF 5.08/14/270 SN OR BX | 1982820000 | C.230 |
| BLF 5.08/14/270F SN BK BX | 1982240000 | C.231 |
| BLF 5.08/14/270F SN OR BX | 1983010000 | C.231 |
| BLF 5.08/14/270LR SN BK BX | 1982430000 | C.231 |
| BLF 5.08/14/270LR SN OR BX | 1983200000 | C.231 |
| BLF 5.08/14/90 SN BK BX | 1000150001 | C.228 |
| BLF 5.08/14/90 SN OR BX | 1001650000 | C.228 |
| BLF 5.08/14/90F SN BK BX | 1000340001 | C.229 |
| BLF 5.08/14/90F SN OR BX | 1002210000 | C.229 |
| BLF 5.08/14/90LR SN BK BX | 1000530001 | C.229 |
| BLF 5.08/14/90LR SN OR BX | 1002400000 | C.229 |
| BLF 5.08/15/180 SN BK BX | 1013570000 | C.226 |
| BLF 5.08/15/180 SN OR BX | 1013830000 | C.226 |
| BLF 5.08/15/180F SN BK BX | 1012960000 | C.227 |
| BLF 5.08/15/180F SN OR BX | 1013230000 | C.227 |
| BLF 5.08/15/180LR SN BK BX | 1014260000 | C.227 |
| BLF 5.08/15/180LR SN OR BX | 1014520000 | C.227 |
| BLF 5.08/15/270 SN BK BX | 1982060000 | C.230 |
| BLF 5.08/15/270 SN OR BX | 1982830000 | C.230 |
| BLF 5.08/15/270F SN BK BX | 1982250000 | C.231 |
| BLF 5.08/15/270F SN OR BX | 1983020000 | C.231 |
| BLF 5.08/15/270LR SN BK BX | 1982440000 | C.231 |
| BLF 5.08/15/270LR SN OR BX | 1983210000 | C.231 |
| BLF 5.08/15/90 SN BK BX | 1000160001 | C.228 |
| BLF 5.08/15/90 SN OR BX | 1001660000 | C.228 |
| BLF 5.08/15/90F SN BK BX | 1000350001 | C.229 |
| BLF 5.08/15/90F SN OR BX | 1002220000 | C.229 |
| BLF 5.08/15/90LR SN BK BX | 1000540001 | C.229 |
| BLF 5.08/15/90LR SN OR BX | 1002410000 | C.229 |
| BLF 5.08/16/180 SN BK BX | 1013580000 | C.226 |
| BLF 5.08/16/180 SN OR BX | 1013840000 | C.226 |
| BLF 5.08/16/180F SN BK BX | 1012970000 | C.227 |
| BLF 5.08/16/180F SN OR BX | 1013240000 | C.227 |
| BLF 5.08/16/180LR SN BK BX | 1014270000 | C.227 |
| BLF 5.08/16/180LR SN OR BX | 1014530000 | C.227 |
| BLF 5.08/16/270 SN BK BX | 1982070000 | C.230 |
| BLF 5.08/16/270 SN OR BX | 1982840000 | C.230 |
| BLF 5.08/16/270F SN BK BX | 1982260000 | C.231 |
| BLF 5.08/16/270F SN OR BX | 1983030000 | C.231 |
| BLF 5.08/16/270LR SN BK BX | 1982450000 | C.231 |
| BLF 5.08/16/270LR SN OR BX | 1983220000 | C.231 |
| BLF 5.08/16/90 SN BK BX | 1000170001 | C.228 |
| BLF 5.08/16/90 SN OR BX | 1001670000 | C.228 |
| BLF 5.08/16/90F SN BK BX | 1000360001 | C.229 |
| BLF 5.08/16/90F SN OR BX | 1002230000 | C.229 |
| BLF 5.08/16/90LR SN BK BX | 1000550001 | C.229 |
| BLF 5.08/16/90LR SN OR BX | 1002420000 | C.229 |
| BLF 5.08/17/180 SN BK BX | 1013590000 | C.226 |
| BLF 5.08/17/180 SN OR BX | 1013850000 | C.226 |
| BLF 5.08/17/180F SN BK BX | 1012980000 | C.227 |
| BLF 5.08/17/180F SN OR BX | 1013250000 | C.227 |
| BLF 5.08/17/180LR SN BK BX | 1014280000 | C.227 |
| BLF 5.08/17/180LR SN OR BX | 1014540000 | C.227 |
| BLF 5.08/17/270 SN BK BX | 1982080000 | C.230 |
| BLF 5.08/17/270 SN OR BX | 1982850000 | C.230 |
| BLF 5.08/17/270F SN BK BX | 1982270000 | C.231 |
| BLF 5.08/17/270F SN OR BX | 1983040000 | C.231 |
| BLF 5.08/17/270LR SN BK BX | 1982460000 | C.231 |
| BLF 5.08/17/270LR SN OR BX | 1983230000 | C.231 |
| BLF 5.08/17/90 SN BK BX | 1000180001 | C.228 |
| BLF 5.08/17/90 SN OR BX | 1001680000 | C.228 |
| BLF 5.08/17/90F SN BK BX | 1000370001 | C.229 |
| BLF 5.08/17/90F SN OR BX | 1002240000 | C.229 |
| BLF 5.08/17/90LR SN BK BX | 1000560001 | C.229 |
| BLF 5.08/17/90LR SN OR BX | 1002430000 | C.229 |
| BLF 5.08/18/180 SN BK BX | 1013610000 | C.226 |
| BLF 5.08/18/180 SN OR BX | 1013860000 | C.226 |
| BLF 5.08/18/180F SN BK BX | 1012990000 | C.227 |
| BLF 5.08/18/180F SN OR BX | 1013260000 | C.227 |
| BLF 5.08/18/180LR SN BK BX | 1014290000 | C.227 |
| BLF 5.08/18/180LR SN OR BX | 1014550000 | C.227 |
| BLF 5.08/18/270 SN BK BX | 1982090000 | C.230 |
| BLF 5.08/18/270 SN OR BX | 1982860000 | C.230 |
| BLF 5.08/18/270F SN BK BX | 1982280000 | C.231 |
| BLF 5.08/18/270F SN OR BX | 1983050000 | C.231 |
| BLF 5.08/18/270LR SN BK BX | 1982470000 | C.231 |
| BLF 5.08/18/270LR SN OR BX | 1983240000 | C.231 |
| BLF 5.08/18/90 SN BK BX | 1000190001 | C.228 |





«ЭЛЕКТРО-ПРОФИ» - http://www.ep.ru

| Type | Order No. | Page |
|---|---|---|
| BLF 5.08/18/90 SN OR BX | 1001690000 | C.228 |
| BLF 5.08/18/90F SN BK BX | 1000380001 | C.229 |
| BLF 5.08/18/90F SN OR BX | 1002250000 | C.229 |
| BLF 5.08/18/90LR SN BK BX | 1000570001 | C.229 |
| BLF 5.08/18/90LR SN OR BX | 1002440000 | C.229 |
| BLF 5.08/19/180 SN BK BX | 1013620000 | C.226 |
| BLF 5.08/19/180 SN OR BX | 1013870000 | C.226 |
| BLF 5.08/19/180F SN BK BX | 1013010000 | C.227 |
| BLF 5.08/19/180F SN OR BX | 1013270000 | C.227 |
| BLF 5.08/19/180LR SN BK BX | 1014310000 | C.227 |
| BLF 5.08/19/180LR SN OR BX | 1014560000 | C.227 |
| BLF 5.08/19/270 SN BK BX | 1982100000 | C.230 |
| BLF 5.08/19/270 SN OR BX | 1982870000 | C.230 |
| BLF 5.08/19/270F SN BK BX | 1982290000 | C.231 |
| BLF 5.08/19/270F SN OR BX | 1983060000 | C.231 |
| BLF 5.08/19/270LR SN BK BX | 1982480000 | C.231 |
| BLF 5.08/19/270LR SN OR BX | 1983250000 | C.231 |
| BLF 5.08/19/90 SN BK BX | 1000200001 | C.228 |
| BLF 5.08/19/90 SN OR BX | 1001700000 | C.228 |
| BLF 5.08/19/90F SN BK BX | 1000390001 | C.229 |
| BLF 5.08/19/90F SN OR BX | 1002260000 | C.229 |
| BLF 5.08/19/90LR SN BK BX | 1000580001 | C.229 |
| BLF 5.08/19/90LR SN OR BX | 1002450000 | C.229 |
| BLF 5.08/20/180 SN BK BX | 1013630000 | C.226 |
| BLF 5.08/20/180 SN OR BX | 1013880000 | C.226 |
| BLF 5.08/20/180F SN BK BX | 1013020000 | C.227 |
| BLF 5.08/20/180F SN OR BX | 1013280000 | C.227 |
| BLF 5.08/20/180LR SN BK BX | 1014320000 | C.227 |
| BLF 5.08/20/180LR SN OR BX | 1014570000 | C.227 |
| BLF 5.08/20/270 SN BK BX | 1982110000 | C.230 |
| BLF 5.08/20/270 SN OR BX | 1982880000 | C.230 |
| BLF 5.08/20/270F SN BK BX | 1982300000 | C.231 |
| BLF 5.08/20/270F SN OR BX | 1983070000 | C.231 |
| BLF 5.08/20/270LR SN BK BX | 1982490000 | C.231 |
| BLF 5.08/20/270LR SN OR BX | 1983260000 | C.231 |
| BLF 5.08/20/90 SN BK BX | 1000210001 | C.228 |
| BLF 5.08/20/90 SN OR BX | 1001710000 | C.228 |
| BLF 5.08/20/90F SN BK BX | 1000400001 | C.229 |
| BLF 5.08/20/90F SN OR BX | 1002270000 | C.229 |
| BLF 5.08/20/90LR SN BK BX | 1000590001 | C.229 |
| BLF 5.08/20/90LR SN OR BX | 1002460000 | C.229 |
| BLF 5.08/21/180 SN BK BX | 1013640000 | C.226 |
| BLF 5.08/21/180 SN OR BX | 1013890000 | C.226 |
| BLF 5.08/21/180F SN BK BX | 1013030000 | C.227 |
| BLF 5.08/21/180F SN OR BX | 1013290000 | C.227 |
| BLF 5.08/21/180LR SN BK BX | 1014330000 | C.227 |
| BLF 5.08/21/180LR SN OR BX | 1014580000 | C.227 |
| BLF 5.08/22/180 SN BK BX | 1013650000 | C.226 |
| BLF 5.08/22/180 SN OR BX | 1013910000 | C.226 |
| BLF 5.08/22/180F SN BK BX | 1013040000 | C.227 |
| BLF 5.08/22/180F SN OR BX | 1013310000 | C.227 |
| BLF 5.08/22/180LR SN BK BX | 1014340000 | C.227 |
| BLF 5.08/22/180LR SN OR BX | 1014590000 | C.227 |
| BLF 5.08/23/180 SN BK BX | 1013660000 | C.226 |
| BLF 5.08/23/180 SN OR BX | 1013920000 | C.226 |
| BLF 5.08/23/180F SN BK BX | 1013050000 | C.227 |
| BLF 5.08/23/180F SN OR BX | 1013320000 | C.227 |
| BLF 5.08/23/180LR SN BK BX | 1014350000 | C.227 |
| BLF 5.08/23/180LR SN OR BX | 1014610000 | C.227 |
| BLF 5.08/24/180 SN BK BX | 1013670000 | C.226 |
| BLF 5.08/24/180 SN OR BX | 1013930000 | C.226 |
| BLF 5.08/24/180F SN BK BX | 1013060000 | C.227 |
| BLF 5.08/24/180F SN OR BX | 1013330000 | C.227 |
| BLF 5.08/24/180LR SN BK BX | 1014360000 | C.227 |
| BLF 5.08/24/180LR SN OR BX | 1014620000 | C.227 |
| BLF 7.62HP/02/180 SN BK BX | 1043830000 | F.38 |
| BLF 7.62HP/02/180F SN BK BX | 1043910000 | F.39 |
| BLF 7.62HP/02/180LR SN BK BX | 1043990000 | F.39 |
| BLF 7.62HP/03/180 SN BK BX | 1043840000 | F.38 |
| BLF 7.62HP/03/180F SN BK BX | 1043920000 | F.39 |
| BLF 7.62HP/03/180LR SN BK BX | 1044000000 | F.39 |
| BLF 7.62HP/04/180 SN BK BX | 1043850000 | F.38 |
| BLF 7.62HP/04/180F SN BK BX | 1043930000 | F.39 |
| BLF 7.62HP/04/180LR SN BK BX | 1044010000 | F.39 |
| BLF 7.62HP/05/180 SN BK BX | 1043860000 | F.38 |
| BLF 7.62HP/05/180F SN BK BX | 1043940000 | F.39 |
| BLF 7.62HP/05/180LR SN BK BX | 1044020000 | F.39 |
| BL-I/O 3.50/10F NPN LED SN BK BX | 1938010000 | C.56 |
| BL-I/O 3.50/10F NPN LED SN LTGY BX | 1965950000 | C.56 |
| BL-I/O 3.50/10F PNP LED SN LTGY BX | 1965940000 | C.54 |
| BL-I/O 3.50/10F SN BK BX | 1779880000 | C.52 |
| BL-I/O 3.50/10F SN LTGY BX | 1871690000 | C.52 |
| BL-I/O 3.50/10LR NPN LED SN BK BX | 1000580000 | C.57 |
| BL-I/O 3.50/10LR PNP LED SN BK BX | 1000560000 | C.55 |
| BL-I/O 3.50/10LR SN BK BX | 1000540000 | C.53 |
| BL-I/O 3.50/30F NPN LED SN BK BX | 1938020000 | C.57 |
| BL-I/O 3.50/30F NPN LED SN LTGY BX | 1965980000 | C.57 |
| BL-I/O 3.50/30F PNP LED SN BK BX | 1789110000 | C.55 |
| BL-I/O 3.50/30F PNP LED SN LTGY BX | 1965970000 | C.55 |
| BL-I/O 3.50/30F SN BK BX | 1779920000 | C.53 |
| BL-I/O 3.50/30F SN LTGY BX | 1965910000 | C.53 |
| BL-I/O 3.50/30LR NPN LED SN BK BX | 1000590000 | C.57 |
| BL-I/O 3.50/30LR PNP LED SN BK BX | 1000570000 | C.55 |
| BL-I/O 3.50/30LR SN BK BX | 1000550000 | C.53 |
| BL-I/O 3.5010F PNP LED SN BK BX | 1789090000 | C.54 |
| BLIDCB 3.5 ASB | 1770310000 | D.19 |
| BLIDCB 3.50/02/- SN BK BX | 1770670000 | C.50 |
| BLIDCB 3.50/02/- SN OR BX | 1751380000 | C.50 |
| BLIDCB 3.50/02/-F SN BK BX | 1770740000 | C.51 |
| BLIDCB 3.50/02/-F SN OR BX | 1751450000 | C.51 |
| BLIDCB 3.50/03/- SN BK BX | 1770680000 | C.50 |
| BLIDCB 3.50/03/- SN OR BX | 1751390000 | C.50 |
| BLIDCB 3.50/03/-F SN BK BX | 1770750000 | C.51 |
| BLIDCB 3.50/03/-F SN OR BX | 1751460000 | C.51 |
| BLIDCB 3.50/04/- SN BK BX | 1770690000 | C.50 |
| BLIDCB 3.50/04/- SN OR BX | 1751400000 | C.50 |
| BLIDCB 3.50/04/-F SN BK BX | 1770760000 | C.51 |
| BLIDCB 3.50/04/-F SN OR BX | 1751470000 | C.51 |
| BLIDCB 3.50/05/- SN BK BX | 1770700000 | C.50 |
| BLIDCB 3.50/05/- SN OR BX | 1751410000 | C.50 |
| BLIDCB 3.50/05/-F SN BK BX | 1770770000 | C.51 |
| BLIDCB 3.50/05/-F SN OR BX | 1751480000 | C.51 |
| BLIDCB 3.50/06/- SN BK BX | 1770710000 | C.50 |
| BLIDCB 3.50/06/- SN OR BX | 1751420000 | C.50 |
| BLIDCB 3.50/06/-F SN BK BX | 1770780000 | C.51 |
| BLIDCB 3.50/06/-F SN OR BX | 1751490000 | C.51 |
| BLIDCB 3.50/07/- SN BK BX | 1770720000 | C.50 |
| BLIDCB 3.50/07/- SN OR BX | 1751430000 | C.50 |
| BLIDCB 3.50/07/-F SN BK BX | 1770790000 | C.51 |
| BLIDCB 3.50/07/-F SN OR BX | 1751500000 | C.51 |
| BLIDCB 3.50/08/- SN BK BX | 1770730000 | C.50 |
| BLIDCB 3.50/08/- SN OR BX | 1751440000 | C.50 |
| BLIDCB 3.50/08/-F SN BK BX | 1770800000 | C.51 |
| BLIDCB 3.50/08/-F SN OR BX | 1751510000 | C.51 |
| BLL 5.08/02/180 3.2 SN OR BX | 1630710000 | C.238 |
| BLL 5.08/02/180B 3.2SN OR BX | 1682730000 | C.239 |
| BLL 5.08/02/90 3.2 SN OR BX | 1622940000 | C.236 |
| BLL 5.08/02/90FI 3.2SN OR BX | 1843750000 | C.237 |
| BLL 5.08/03/180 3.2 SN OR BX | 1630720000 | C.238 |
| BLL 5.08/03/180B 3.2SN OR BX | 1682740000 | C.239 |
| BLL 5.08/03/90 3.2 SN OR BX | 1622950000 | C.236 |
| BLL 5.08/03/90FI 3.2SN OR BX | 1843760000 | C.237 |
| BLL 5.08/04/180 3.2 SN OR BX | 1630730000 | C.238 |
| BLL 5.08/04/180B 3.2SN OR BX | 1682750000 | C.239 |
| BLL 5.08/04/90 3.2 SN OR BX | 1622960000 | C.236 |
| BLL 5.08/04/90FI 3.2SN OR BX | 1843770000 | C.237 |
| BLL 5.08/05/180 3.2 SN OR BX | 1630740000 | C.238 |
| BLL 5.08/05/180B 3.2SN OR BX | 1682760000 | C.239 |
| BLL 5.08/05/90 3.2 SN OR BX | 1622970000 | C.236 |
| BLL 5.08/05/90FI 3.2SN OR BX | 1843780000 | C.237 |
| BLL 5.08/06/180 3.2 SN OR BX | 1630750000 | C.238 |
| BLL 5.08/06/180B 3.2SN OR BX | 1682770000 | C.239 |
| BLL 5.08/06/90 3.2 SN OR BX | 1622980000 | C.236 |
| BLL 5.08/06/90FI 3.2SN OR BX | 1843790000 | C.237 |
| BLL 5.08/07/180 3.2 SN OR BX | 1630760000 | C.238 |
| BLL 5.08/07/180B 3.2SN OR BX | 1682780000 | C.239 |
| BLL 5.08/07/90 3.2 SN OR BX | 1622990000 | C.236 |
| BLL 5.08/07/90FI 3.2SN OR BX | 1843800000 | C.237 |
| BLL 5.08/08/180 3.2 SN OR BX | 1630770000 | C.238 |
| BLL 5.08/08/180B 3.2SN OR BX | 1682790000 | C.239 |
| BLL 5.08/08/90 3.2 SN OR BX | 1623000000 | C.236 |
| BLL 5.08/08/90FI 3.2SN OR BX | 1843810000 | C.237 |
| BLL 5.08/09/180 3.2 SN OR BX | 1630780000 | C.238 |
| BLL 5.08/09/180B 3.2SN OR BX | 1682800000 | C.239 |
| BLL 5.08/09/90 3.2 SN OR BX | 1623010000 | C.236 |
| BLL 5.08/09/90FI 3.2SN OR BX | 1843820000 | C.237 |
| BLL 5.08/10/180 3.2 SN OR BX | 1630790000 | C.238 |
| BLL 5.08/10/180B 3.2SN OR BX | 1682810000 | C.239 |
| BLL 5.08/10/90 3.2 SN OR BX | 1623020000 | C.236 |
| BLL 5.08/10/90FI 3.2SN OR BX | 1843830000 | C.237 |
| BLL 5.08/11/180 3.2 SN OR BX | 1630800000 | C.238 |
| BLL 5.08/11/180B 3.2SN OR BX | 1682820000 | C.239 |
| BLL 5.08/11/90 3.2 SN OR BX | 1623030000 | C.236 |
| BLL 5.08/11/90FI 3.2SN OR BX | 1843840000 | C.237 |
| BLL 5.08/12/180 3.2 SN OR BX | 1630810000 | C.238 |
| BLL 5.08/12/180B 3.2SN OR BX | 1682830000 | C.239 |
| BLL 5.08/12/90 3.2 SN OR BX | 1623040000 | C.236 |
| BLL 5.08/12/90FI 3.2SN OR BX | 1843850000 | C.237 |
| BLL 5.08/13/180 3.2 SN OR BX | 1648900000 | C.238 |
| BLL 5.08/13/180B 3.2SN OR BX | 1682840000 | C.239 |
| BLL 5.08/13/90 3.2 SN OR BX | 1648420000 | C.236 |
| BLL 5.08/13/90FI 3.2SN OR BX | 1843860000 | C.237 |
| BLL 5.08/14/180 3.2 SN OR BX | 1648910000 | C.238 |
| BLL 5.08/14/180B 3.2SN OR BX | 1682850000 | C.239 |
| BLL 5.08/14/90 3.2 SN OR BX | 1648430000 | C.236 |
| BLL 5.08/14/90FI 3.2SN OR BX | 1843870000 | C.237 |
| BLL 5.08/15/180 3.2 SN OR BX | 1648920000 | C.238 |
| BLL 5.08/15/180B 3.2SN OR BX | 1682860000 | C.239 |
| BLL 5.08/15/90 3.2 SN OR BX | 1648440000 | C.236 |
| BLL 5.08/15/90FI 3.2SN OR BX | 1843880000 | C.237 |
| BLL 5.08/16/180 3.2 SN OR BX | 1648930000 | C.238 |
| BLL 5.08/16/180B 3.2SN OR BX | 1682870000 | C.239 |
| BLL 5.08/16/90 3.2 SN OR BX | 1648450000 | C.236 |
| BLL 5.08/16/90FI 3.2SN OR BX | 1843890000 | C.237 |
| BLL 5.08/17/180 3.2 SN OR BX | 1648940000 | C.238 |
| BLL 5.08/17/180B 3.2SN OR BX | 1682880000 | C.239 |
| BLL 5.08/17/90 3.2 SN OR BX | 1648460000 | C.236 |
| BLL 5.08/17/90FI 3.2SN OR BX | 1843900000 | C.237 |
| BLL 5.08/18/180 3.2 SN OR BX | 1648950000 | C.238 |
| BLL 5.08/18/180B 3.2SN OR BX | 1682890000 | C.239 |
| BLL 5.08/18/90 3.2 SN OR BX | 1648470000 | C.236 |
| BLL 5.08/18/90FI 3.2SN OR BX | 1843910000 | C.237 |
| BLL 5.08/19/180 3.2 SN OR BX | 1648960000 | C.238 |
| BLL 5.08/19/180B 3.2SN OR BX | 1682900000 | C.239 |
| BLL 5.08/19/90 3.2 SN OR BX | 1648480000 | C.236 |
| BLL 5.08/19/90FI 3.2SN OR BX | 1843920000 | C.237 |
| BLL 5.08/20/180 3.2 SN OR BX | 1648970000 | C.238 |
| BLL 5.08/20/180B 3.2SN OR BX | 1682910000 | C.239 |
| BLL 5.08/20/90 3.2 SN OR BX | 1648490000 | C.236 |
| BLL 5.08/20/90FI 3.2SN OR BX | 1843930000 | C.237 |
| BLL 5.08/21/180 3.2 SN OR BX | 1648980000 | C.238 |
| BLL 5.08/21/180B 3.2SN OR BX | 1682920000 | C.239 |
| BLL 5.08/21/90 3.2 SN OR BX | 1648500000 | C.236 |
| BLL 5.08/21/90FI 3.2SN OR BX | 1843940000 | C.237 |
| BLL 5.08/22/180 3.2 SN OR BX | 1648990000 | C.238 |
| BLL 5.08/22/180B 3.2SN OR BX | 1682930000 | C.239 |
| BLL 5.08/22/90 3.2 SN OR BX | 1648510000 | C.236 |
| BLL 5.08/22/90FI 3.2SN OR BX | 1843950000 | C.237 |
| BLL 5.08/23/180 3.2 SN OR BX | 1649000000 | C.238 |
| BLL 5.08/23/180B 3.2SN OR BX | 1682940000 | C.239 |
| BLL 5.08/23/90 3.2 SN OR BX | 1648520000 | C.236 |
| BLL 5.08/23/90FI 3.2SN OR BX | 1843960000 | C.237 |
| BLL 5.08/24/180 3.2 SN OR BX | 1649010000 | C.238 |
| BLL 5.08/24/180B 3.2SN OR BX | 1682950000 | C.239 |
| BLL 5.08/24/90 3.2 SN OR BX | 1648530000 | C.236 |
| BLL 5.08/24/90FI 3.2SN OR BX | 1843970000 | C.237 |
| BLL 7.62HP/02/180 3.2SN BK BX | 1122070000 | F.42 |
| BLL 7.62HP/02/180F 3.2SN BK BX | 1122110000 | F.43 |
| BLL 7.62HP/02/180LF SN BK BX | 1134080000 | F.43 |
| BLL 7.62HP/02/90 3.2SN BK BX | 1043230000 | F.40 |
| BLL 7.62HP/02/90F 3.2SN BK BX | 1043270000 | F.41 |
| BLL 7.62HP/02/90LF SN BK BX | 1095640000 | F.41 |
| BLL 7.62HP/03/180 3.2SN BK BX | 1122080000 | F.42 |
| BLL 7.62HP/03/180F 3.2SN BK BX | 1122120000 | F.43 |
| BLL 7.62HP/03/180LF SN BK BX | 1134090000 | F.43 |
| BLL 7.62HP/03/90 3.2SN BK BX | 1043240000 | F.40 |
| BLL 7.62HP/03/90F 3.2SN BK BX | 1043280000 | F.41 |
| BLL 7.62HP/03/90LF SN BK BX | 1095650000 | F.41 |
| BLL 7.62HP/04/180 3.2SN BK BX | 1122090000 | F.42 |
| BLL 7.62HP/04/180F 3.2SN BK BX | 1122130000 | F.43 |
| BLL 7.62HP/04/180LF SN BK BX | 1134110000 | F.43 |
| BLL 7.62HP/04/90 3.2SN BK BX | 1043250000 | F.40 |
| BLL 7.62HP/04/90F 3.2SN BK BX | 1043290000 | F.41 |
| BLL 7.62HP/04/90LF SN BK BX | 1095660000 | F.41 |
| BLL 7.62HP/05/180 3.2SN BK BX | 1122100000 | F.42 |
| BLL 7.62HP/05/180F 3.2SN BK BX | 1122140000 | F.43 |
| BLL 7.62HP/05/180LF SN BK BX | 1134120000 | F.43 |
| BLL 7.62HP/05/90 3.2SN BK BX | 1043260000 | F.40 |
| BLL 7.62HP/05/90F 3.2SN BK BX | 1043300000 | F.41 |
| BLL 7.62HP/05/90LF SN BK BX | 1095670000 | F.41 |
| BLT 5.08/02/180 SN BK BX | 1499510000 | C.216 |
| BLT 5.08/02/180 SN OR BX | 1499560000 | C.216 |
| BLT 5.08/02/180F SN BK BX | 1844220000 | C.217 |
| BLT 5.08/02/180F SN OR BX | 1843990000 | C.217 |
| BLT 5.08/02/180LR SN BK BX | 1894130000 | C.217 |
| BLT 5.08/02/180LR SN OR BX | 1890220000 | C.217 |
| BLT 5.08/03/180 SN BK BX | 1499610000 | C.216 |
| BLT 5.08/03/180 SN OR BX | 1499660000 | C.216 |
| BLT 5.08/03/180F SN BK BX | 1844230000 | C.217 |
| BLT 5.08/03/180F SN OR BX | 1844000000 | C.217 |
| BLT 5.08/03/180LR SN BK BX | 1894140000 | C.217 |
| BLT 5.08/03/180LR SN OR BX | 1890230000 | C.217 |
| BLT 5.08/04/180 SN BK BX | 1499710000 | C.216 |
| BLT 5.08/04/180 SN OR BX | 1499760000 | C.216 |
| BLT 5.08/04/180F SN BK BX | 1844240000 | C.217 |
| BLT 5.08/04/180F SN OR BX | 1844010000 | C.217 |
| BLT 5.08/04/180LR SN BK BX | 1894150000 | C.217 |
| BLT 5.08/04/180LR SN OR BX | 1890240000 | C.217 |
| BLT 5.08/05/180 SN BK BX | 1499810000 | C.216 |
| BLT 5.08/05/180 SN OR BX | 1499860000 | C.216 |
| BLT 5.08/05/180F SN BK BX | 1844250000 | C.217 |
| BLT 5.08/05/180F SN OR BX | 1844020000 | C.217 |
| BLT 5.08/05/180LR SN BK BX | 1894160000 | C.217 |
| BLT 5.08/05/180LR SN OR BX | 1890250000 | C.217 |
| BLT 5.08/06/180 SN BK BX | 1499910000 | C.216 |
| BLT 5.08/06/180 SN OR BX | 1499960000 | C.216 |
| BLT 5.08/06/180F SN BK BX | 1844260000 | C.217 |
| BLT 5.08/06/180F SN OR BX | 1844030000 | C.217 |
| BLT 5.08/06/180LR SN BK BX | 1894170000 | C.217 |
| BLT 5.08/06/180LR SN OR BX | 1890260000 | C.217 |
| BLT 5.08/07/180 SN BK BX | 1500010000 | C.216 |
| BLT 5.08/07/180 SN OR BX | 1500060000 | C.216 |
| BLT 5.08/07/180F SN BK BX | 1844270000 | C.217 |
| BLT 5.08/07/180F SN OR BX | 1844040000 | C.217 |
| BLT 5.08/07/180LR SN BK BX | 1894180000 | C.217 |
| BLT 5.08/07/180LR SN OR BX | 1890270000 | C.217 |
| BLT 5.08/08/180 SN BK BX | 1500110000 | C.216 |
| BLT 5.08/08/180 SN OR BX | 1500160000 | C.216 |
| BLT 5.08/08/180F SN BK BX | 1844280000 | C.217 |
| BLT 5.08/08/180F SN OR BX | 1844050000 | C.217 |
| BLT 5.08/08/180LR SN BK BX | 1894190000 | C.217 |
| BLT 5.08/08/180LR SN OR BX | 1890280000 | C.217 |
| BLT 5.08/09/180 SN BK BX | 1500210000 | C.216 |
| BLT 5.08/09/180 SN OR BX | 1500260000 | C.216 |
| BLT 5.08/09/180F SN BK BX | 1844290000 | C.217 |
| BLT 5.08/09/180F SN OR BX | 1844060000 | C.217 |
| BLT 5.08/09/180LR SN BK BX | 1894200000 | C.217 |
| BLT 5.08/09/180LR SN OR BX | 1890290000 | C.217 |
| BLT 5.08/10/180 SN BK BX | 1500310000 | C.216 |
| BLT 5.08/10/180 SN OR BX | 1500360000 | C.216 |
| BLT 5.08/10/180F SN BK BX | 1844300000 | C.217 |
| BLT 5.08/10/180F SN OR BX | 1844070000 | C.217 |
| BLT 5.08/10/180LR SN BK BX | 1894210000 | C.217 |
| BLT 5.08/10/180LR SN OR BX | 1890300000 | C.217 |
| BLT 5.08/11/180 SN BK BX | 1500410000 | C.216 |
| BLT 5.08/11/180 SN OR BX | 1500460000 | C.216 |
| BLT 5.08/11/180F SN BK BX | 1844310000 | C.217 |
| BLT 5.08/11/180F SN OR BX | 1844080000 | C.217 |
| BLT 5.08/11/180LR SN BK BX | 1894220000 | C.217 |
| BLT 5.08/11/180LR SN OR BX | 1890310000 | C.217 |





«ЭЛЕКТРО-ПРОФИ» - http://www.ep.ru

| Type | Order No. | Page |
|---|---|---|
| BLT 5.08/12/180 SN BK BX | 1500510000 | C.216 |
| BLT 5.08/12/180 SN OR BX | 1500560000 | C.216 |
| BLT 5.08/12/180F SN BK BX | 1844320000 | C.217 |
| BLT 5.08/12/180F SN OR BX | 1844090000 | C.217 |
| BLT 5.08/12/180LR SN BK BX | 1894230000 | C.217 |
| BLT 5.08/12/180LR SN OR BX | 1890320000 | C.217 |
| BLT 5.08/13/180 SN BK BX | 1500610000 | C.216 |
| BLT 5.08/13/180 SN OR BX | 1500660000 | C.216 |
| BLT 5.08/13/180F SN BK BX | 1844330000 | C.217 |
| BLT 5.08/13/180F SN OR BX | 1844100000 | C.217 |
| BLT 5.08/13/180LR SN BK BX | 1894240000 | C.217 |
| BLT 5.08/13/180LR SN OR BX | 1890330000 | C.217 |
| BLT 5.08/14/180 SN BK BX | 1500710000 | C.216 |
| BLT 5.08/14/180 SN OR BX | 1500760000 | C.216 |
| BLT 5.08/14/180F SN BK BX | 1844340000 | C.217 |
| BLT 5.08/14/180F SN OR BX | 1844110000 | C.217 |
| BLT 5.08/14/180LR SN BK BX | 1894250000 | C.217 |
| BLT 5.08/14/180LR SN OR BX | 1890340000 | C.217 |
| BLT 5.08/15/180 SN BK BX | 1500810000 | C.216 |
| BLT 5.08/15/180 SN OR BX | 1500860000 | C.216 |
| BLT 5.08/15/180F SN BK BX | 1844350000 | C.217 |
| BLT 5.08/15/180F SN OR BX | 1844120000 | C.217 |
| BLT 5.08/15/180LR SN BK BX | 1894260000 | C.217 |
| BLT 5.08/15/180LR SN OR BX | 1890350000 | C.217 |
| BLT 5.08/16/180 SN BK BX | 1500910000 | C.216 |
| BLT 5.08/16/180 SN OR BX | 1500960000 | C.216 |
| BLT 5.08/16/180F SN BK BX | 1844360000 | C.217 |
| BLT 5.08/16/180F SN OR BX | 1844130000 | C.217 |
| BLT 5.08/16/180LR SN BK BX | 1894270000 | C.217 |
| BLT 5.08/16/180LR SN OR BX | 1890360000 | C.217 |
| BLT 5.08/17/180 SN BK BX | 1501010000 | C.216 |
| BLT 5.08/17/180 SN OR BX | 1501060000 | C.216 |
| BLT 5.08/17/180F SN BK BX | 1844370000 | C.217 |
| BLT 5.08/17/180F SN OR BX | 1844140000 | C.217 |
| BLT 5.08/17/180LR SN BK BX | 1894280000 | C.217 |
| BLT 5.08/17/180LR SN OR BX | 1890370000 | C.217 |
| BLT 5.08/18/180 SN BK BX | 1501110000 | C.216 |
| BLT 5.08/18/180 SN OR BX | 1501160000 | C.216 |
| BLT 5.08/18/180F SN BK BX | 1844380000 | C.217 |
| BLT 5.08/18/180F SN OR BX | 1844150000 | C.217 |
| BLT 5.08/18/180LR SN BK BX | 1894290000 | C.217 |
| BLT 5.08/18/180LR SN OR BX | 1890380000 | C.217 |
| BLT 5.08/19/180 SN BK BX | 1501210000 | C.216 |
| BLT 5.08/19/180 SN OR BX | 1501260000 | C.216 |
| BLT 5.08/19/180F SN BK BX | 1844390000 | C.217 |
| BLT 5.08/19/180F SN OR BX | 1844160000 | C.217 |
| BLT 5.08/19/180LR SN BK BX | 1894310000 | C.217 |
| BLT 5.08/19/180LR SN OR BX | 1890390000 | C.217 |
| BLT 5.08/20/180 SN BK BX | 1501310000 | C.216 |
| BLT 5.08/20/180 SN OR BX | 1501360000 | C.216 |
| BLT 5.08/20/180F SN BK BX | 1844400000 | C.217 |
| BLT 5.08/20/180F SN OR BX | 1844170000 | C.217 |
| BLT 5.08/20/180LR SN BK BX | 1894330000 | C.217 |
| BLT 5.08/20/180LR SN OR BX | 1890400000 | C.217 |
| BLT 5.08/21/180 SN BK BX | 1501410000 | C.216 |
| BLT 5.08/21/180 SN OR BX | 1501460000 | C.216 |
| BLT 5.08/21/180F SN BK BX | 1844410000 | C.217 |
| BLT 5.08/21/180F SN OR BX | 1844180000 | C.217 |
| BLT 5.08/21/180LR SN BK BX | 1894340000 | C.217 |
| BLT 5.08/21/180LR SN OR BX | 1890410000 | C.217 |
| BLT 5.08/22/180 SN BK BX | 1501510000 | C.216 |
| BLT 5.08/22/180 SN OR BX | 1501560000 | C.216 |
| BLT 5.08/22/180F SN BK BX | 1844420000 | C.217 |
| BLT 5.08/22/180F SN OR BX | 1844190000 | C.217 |
| BLT 5.08/22/180LR SN BK BX | 1894350000 | C.217 |
| BLT 5.08/22/180LR SN OR BX | 1890420000 | C.217 |
| BLT 5.08/23/180 SN BK BX | 1501610000 | C.216 |
| BLT 5.08/23/180 SN OR BX | 1501660000 | C.216 |
| BLT 5.08/23/180F SN BK BX | 1844430000 | C.217 |
| BLT 5.08/23/180F SN OR BX | 1844200000 | C.217 |
| BLT 5.08/23/180LR SN BK BX | 1894360000 | C.217 |
| BLT 5.08/23/180LR SN OR BX | 1890430000 | C.217 |
| BLT 5.08/24/180 SN BK BX | 1501710000 | C.216 |
| BLT 5.08/24/180 SN OR BX | 1501760000 | C.216 |
| BLT 5.08/24/180F SN BK BX | 1844440000 | C.217 |
| BLT 5.08/24/180F SN OR BX | 1844210000 | C.217 |
| BLT 5.08/24/180LR SN BK BX | 1894370000 | C.217 |
| BLT 5.08/24/180LR SN OR BX | 1890440000 | C.217 |
| BLZ 5.00 ZE4 OR | 1652100000 | D.2 |
| BLZ 5.00 ZE4 SW | 1652120000 | D.2 |
| BLZ 5.00 ZE8 OR | 1652040000 | D.2 |
| BLZ 5.00 ZE8 SW | 1652060000 | D.2 |
| BLZ 5.08 ZE4 OR | 1652110000 | D.2 |
| BLZ 5.08 ZE4 SW | 1652130000 | D.2 |
| BLZ 5.08 ZE8 OR | 1652050000 | D.2 |
| BLZ 5.08 ZE8 SW | 1652070000 | D.2 |
| BLZ 5.08/02/180 SN BK BX | 1526410000 | I.38 |
| BLZ 5.08/02/180 SN OR BX | 1526460000 | I.38 |
| BLZ 5.08/03/180 SN BK BX | 1526510000 | I.39 |
| BLZ 5.08/03/180 SN BK BX | 1526510000 | I.40 |
| BLZ 5.08/03/180 SN BK BX | 1526510000 | I.41 |
| BLZ 5.08/03/180 SN BK BX | 1526510000 | I.42 |
| BLZ 5.08/03/180 SN BK BX | 1526510000 | I.43 |
| BLZ 5.08/03/180 SN OR BX | 1526560000 | I.39 |
| BLZ 5.08/03/180 SN OR BX | 1526560000 | I.40 |
| BLZ 5.08/03/180 SN OR BX | 1526560000 | I.41 |
| BLZ 5.08/03/180 SN OR BX | 1526560000 | I.42 |
| BLZ 5.08/03/180 SN OR BX | 1526560000 | I.43 |
| BLZ 5.08/04/180FQV2 SN BK BX | 1844500000 | C.219 |
| BLZ 5.08/04/180FQV2 SN OR BX | 1846870000 | C.219 |
| BLZ 5.08/04/180QV2 SN BK BX | 1839780000 | C.218 |
| BLZ 5.08/04/180QV2 SN OR BX | 1839770000 | C.218 |
| BLZ 7.62HP/02/180 SN BK BX | 1059580000 | F.36 |
| BLZ 7.62HP/02/180LR SN BK BX | 1093430000 | F.37 |
| BLZ 7.62HP/03/180 SN BK BX | 1059590000 | F.36 |
| BLZ 7.62HP/03/180LR SN BK BX | 1093440000 | F.37 |
| BLZ 7.62HP/04/180 SN BK BX | 1059600000 | F.36 |
| BLZ 7.62HP/04/180LR SN BK BX | 1093450000 | F.37 |
| BLZ 7.62HP/05/180 SN BK BX | 1049010000 | F.36 |
| BLZ 7.62HP/05/180LR SN BK BX | 1093460000 | F.37 |
| BLZ 7.62HP/06/180 SN BK BX | 1049020000 | F.36 |
| BLZ 7.62HP/06/180LR SN BK BX | 1164960000 | F.37 |
| BLZ 7.62HP/07/180 SN BK BX | 1059610000 | F.36 |
| BLZ 7.62HP/07/180LR SN BK BX | 1164970000 | F.37 |
| BLZ 7.62HP/08/180 SN BK BX | 1049030000 | F.36 |
| BLZ 7.62HP/08/180LR SN BK BX | 1164980000 | F.37 |
| BLZ 7.62HP/09/180 SN BK BX | 1059620000 | F.36 |
| BLZ 7.62HP/09/180LR SN BK BX | 1164990000 | F.37 |
| BLZ 7.62HP/10/180 SN BK BX | 1059630000 | F.36 |
| BLZ 7.62HP/10/180LR SN BK BX | 1165000000 | F.37 |
| BLZ 7.62HP/11/180 SN BK BX | 1059640000 | F.36 |
| BLZ 7.62HP/11/180LR SN BK BX | 1165010000 | F.37 |
| BLZ 7.62HP/12/180 SN BK BX | 1059670000 | F.36 |
| BLZ 7.62HP/12/180LR SN BK BX | 1165020000 | F.37 |
| BLZ 7.62IT/02/180MF2 SN BK BX | 1173490000 | F.10 |
| BLZ 7.62IT/03/180MF2 SN BK BX | 1173500000 | F.10 |
| BLZ 7.62IT/03/180MF3 SN BK BX | 1173510000 | F.11 |
| BLZ 7.62IT/04/180MF2 SN BK BX | 1173520000 | F.10 |
| BLZ 7.62IT/04/180MF4 SN BK BX | 1173530000 | F.11 |
| BLZ DN 5.08/05/180 AU GY SO | 1933560000 | C.220 |
| BLZ DN 5.08/05/180F AU GY PRT | 1933550000 | C.221 |
| BLZ DN 5.08/05/180F AU GY SO | 1933570000 | C.221 |
| BLZ/SL KO OR | 1573010000 | D.11 |
| BLZ/SL KO SW | 1545710000 | D.11 |
| BLZF 3.50/02/180 SN BK BX | 1690420000 | C.48 |
| BLZF 3.50/02/180 SN OR BX | 1690190000 | C.48 |
| BLZF 3.50/02/180F SN BK BX | 1691110000 | C.49 |
| BLZF 3.50/02/180F SN OR BX | 1690880000 | C.49 |
| BLZF 3.50/02/180LH SN BK BX | 1691800000 | C.49 |
| BLZF 3.50/02/180LH SN OR BX | 1691570000 | C.49 |
| BLZF 3.50/03/180 SN BK BX | 1690430000 | C.48 |
| BLZF 3.50/03/180 SN OR BX | 1690200000 | C.48 |
| BLZF 3.50/03/180F SN BK BX | 1691120000 | C.49 |
| BLZF 3.50/03/180F SN OR BX | 1690890000 | C.49 |
| BLZF 3.50/03/180LH SN BK BX | 1691810000 | C.49 |
| BLZF 3.50/03/180LH SN OR BX | 1691580000 | C.49 |
| BLZF 3.50/03/180LR SN OR BX | 1134450000 | C.49 |
| BLZF 3.50/04/180 SN BK BX | 1690440000 | C.48 |
| BLZF 3.50/04/180 SN OR BX | 1690210000 | C.48 |
| BLZF 3.50/04/180F SN BK BX | 1691130000 | C.49 |
| BLZF 3.50/04/180F SN OR BX | 1690900000 | C.49 |
| BLZF 3.50/04/180LH SN BK BX | 1691820000 | C.49 |
| BLZF 3.50/04/180LH SN OR BX | 1691590000 | C.49 |
| BLZF 3.50/04/180LR SN OR BX | 1134460000 | C.49 |
| BLZF 3.50/05/180 SN BK BX | 1690450000 | C.48 |
| BLZF 3.50/05/180 SN OR BX | 1690220000 | C.48 |
| BLZF 3.50/05/180F SN BK BX | 1691140000 | C.49 |
| BLZF 3.50/05/180F SN OR BX | 1690910000 | C.49 |
| BLZF 3.50/05/180LH SN BK BX | 1691830000 | C.49 |
| BLZF 3.50/05/180LH SN OR BX | 1691600000 | C.49 |
| BLZF 3.50/05/180LR SN OR BX | 1134470000 | C.49 |
| BLZF 3.50/06/180 SN BK BX | 1690460000 | C.48 |
| BLZF 3.50/06/180 SN OR BX | 1690230000 | C.48 |
| BLZF 3.50/06/180F SN BK BX | 1691150000 | C.49 |
| BLZF 3.50/06/180F SN OR BX | 1690920000 | C.49 |
| BLZF 3.50/06/180LH SN BK BX | 1691840000 | C.49 |
| BLZF 3.50/06/180LH SN OR BX | 1691610000 | C.49 |
| BLZF 3.50/06/180LR SN OR BX | 1134480000 | C.49 |
| BLZF 3.50/07/180 SN BK BX | 1690470000 | C.48 |
| BLZF 3.50/07/180 SN OR BX | 1690240000 | C.48 |
| BLZF 3.50/07/180F SN BK BX | 1691160000 | C.49 |
| BLZF 3.50/07/180F SN OR BX | 1690930000 | C.49 |
| BLZF 3.50/07/180LH SN BK BX | 1691850000 | C.49 |
| BLZF 3.50/07/180LH SN OR BX | 1691620000 | C.49 |
| BLZF 3.50/07/180LR SN OR BX | 1134490000 | C.49 |
| BLZF 3.50/08/180 SN BK BX | 1690480000 | C.48 |
| BLZF 3.50/08/180 SN OR BX | 1690250000 | C.48 |
| BLZF 3.50/08/180F SN BK BX | 1691170000 | C.49 |
| BLZF 3.50/08/180F SN OR BX | 1690940000 | C.49 |
| BLZF 3.50/08/180LH SN BK BX | 1691860000 | C.49 |
| BLZF 3.50/08/180LH SN OR BX | 1691630000 | C.49 |
| BLZF 3.50/08/180LR SN OR BX | 1134510000 | C.49 |
| BLZF 3.50/09/180 SN BK BX | 1690490000 | C.48 |
| BLZF 3.50/09/180 SN OR BX | 1690260000 | C.48 |
| BLZF 3.50/09/180F SN BK BX | 1691180000 | C.49 |
| BLZF 3.50/09/180F SN OR BX | 1690950000 | C.49 |
| BLZF 3.50/09/180LH SN BK BX | 1691870000 | C.49 |
| BLZF 3.50/09/180LH SN OR BX | 1691640000 | C.49 |
| BLZF 3.50/09/180LR SN OR BX | 1134520000 | C.49 |
| BLZF 3.50/10/180 SN BK BX | 1690500000 | C.48 |
| BLZF 3.50/10/180 SN OR BX | 1690270000 | C.48 |
| BLZF 3.50/10/180F SN BK BX | 1691190000 | C.49 |
| BLZF 3.50/10/180F SN OR BX | 1690960000 | C.49 |
| BLZF 3.50/10/180LH SN BK BX | 1691880000 | C.49 |
| BLZF 3.50/10/180LH SN OR BX | 1691650000 | C.49 |
| BLZF 3.50/10/180LR SN OR BX | 1134530000 | C.49 |
| BLZF 3.50/11/180 SN BK BX | 1690510000 | C.48 |
| BLZF 3.50/11/180 SN OR BX | 1690280000 | C.48 |
| BLZF 3.50/11/180F SN BK BX | 1691200000 | C.49 |
| BLZF 3.50/11/180F SN OR BX | 1690970000 | C.49 |
| BLZF 3.50/11/180LH SN BK BX | 1691890000 | C.49 |
| BLZF 3.50/11/180LH SN OR BX | 1691660000 | C.49 |
| BLZF 3.50/11/180LR SN OR BX | 1134540000 | C.49 |
| BLZF 3.50/12/180 SN BK BX | 1690520000 | C.48 |
| BLZF 3.50/12/180 SN OR BX | 1690290000 | C.48 |
| BLZF 3.50/12/180F SN BK BX | 1691210000 | C.49 |
| BLZF 3.50/12/180F SN OR BX | 1690980000 | C.49 |
| BLZF 3.50/12/180LH SN BK BX | 1691900000 | C.49 |
| BLZF 3.50/12/180LH SN OR BX | 1691670000 | C.49 |
| BLZF 3.50/12/180LR SN OR BX | 1134550000 | C.49 |
| BLZF 3.50/13/180 SN BK BX | 1690530000 | C.48 |
| BLZF 3.50/13/180 SN OR BX | 1690300000 | C.48 |
| BLZF 3.50/13/180F SN BK BX | 1691220000 | C.49 |
| BLZF 3.50/13/180F SN OR BX | 1690990000 | C.49 |
| BLZF 3.50/13/180LH SN BK BX | 1691910000 | C.49 |
| BLZF 3.50/13/180LH SN OR BX | 1691680000 | C.49 |
| BLZF 3.50/13/180LR SN OR BX | 1134560000 | C.49 |
| BLZF 3.50/14/180 SN BK BX | 1690540000 | C.48 |
| BLZF 3.50/14/180 SN OR BX | 1690310000 | C.48 |
| BLZF 3.50/14/180F SN BK BX | 1691230000 | C.49 |
| BLZF 3.50/14/180F SN OR BX | 1691000000 | C.49 |
| BLZF 3.50/14/180LH SN BK BX | 1691920000 | C.49 |
| BLZF 3.50/14/180LH SN OR BX | 1691690000 | C.49 |
| BLZF 3.50/14/180LR SN OR BX | 1134570000 | C.49 |
| BLZF 3.50/15/180 SN BK BX | 1690550000 | C.48 |
| BLZF 3.50/15/180 SN OR BX | 1690320000 | C.48 |
| BLZF 3.50/15/180F SN BK BX | 1691240000 | C.49 |
| BLZF 3.50/15/180F SN OR BX | 1691010000 | C.49 |
| BLZF 3.50/15/180LH SN BK BX | 1691930000 | C.49 |
| BLZF 3.50/15/180LH SN OR BX | 1691700000 | C.49 |
| BLZF 3.50/15/180LR SN OR BX | 1134580000 | C.49 |
| BLZF 3.50/16/180 SN BK BX | 1690560000 | C.48 |
| BLZF 3.50/16/180 SN OR BX | 1690330000 | C.48 |
| BLZF 3.50/16/180F SN BK BX | 1691250000 | C.49 |
| BLZF 3.50/16/180F SN OR BX | 1691020000 | C.49 |
| BLZF 3.50/16/180LH SN BK BX | 1691940000 | C.49 |
| BLZF 3.50/16/180LH SN OR BX | 1691710000 | C.49 |
| BLZF 3.50/16/180LR SN OR BX | 1134590000 | C.49 |
| BLZF 3.50/17/180 SN BK BX | 1690570000 | C.48 |
| BLZF 3.50/17/180 SN OR BX | 1690340000 | C.48 |
| BLZF 3.50/17/180F SN BK BX | 1691260000 | C.49 |
| BLZF 3.50/17/180F SN OR BX | 1691030000 | C.49 |
| BLZF 3.50/17/180LH SN BK BX | 1691950000 | C.49 |
| BLZF 3.50/17/180LH SN OR BX | 1691720000 | C.49 |
| BLZF 3.50/18/180 SN BK BX | 1690580000 | C.48 |
| BLZF 3.50/18/180 SN OR BX | 1690350000 | C.48 |
| BLZF 3.50/18/180F SN BK BX | 1691270000 | C.49 |
| BLZF 3.50/18/180F SN OR BX | 1691040000 | C.49 |
| BLZF 3.50/18/180LH SN BK BX | 1691960000 | C.49 |
| BLZF 3.50/18/180LH SN OR BX | 1691730000 | C.49 |
| BLZF 3.50/19/180 SN BK BX | 1690590000 | C.48 |
| BLZF 3.50/19/180 SN OR BX | 1690360000 | C.48 |
| BLZF 3.50/19/180F SN BK BX | 1691280000 | C.49 |
| BLZF 3.50/19/180F SN OR BX | 1691050000 | C.49 |
| BLZF 3.50/19/180LH SN BK BX | 1691970000 | C.49 |
| BLZF 3.50/19/180LH SN OR BX | 1691740000 | C.49 |
| BLZF 3.50/20/180 SN BK BX | 1690600000 | C.48 |
| BLZF 3.50/20/180 SN OR BX | 1690370000 | C.48 |
| BLZF 3.50/20/180F SN BK BX | 1691290000 | C.49 |
| BLZF 3.50/20/180F SN OR BX | 1691060000 | C.49 |
| BLZF 3.50/20/180LH SN BK BX | 1691980000 | C.49 |
| BLZF 3.50/20/180LH SN OR BX | 1691750000 | C.49 |
| BLZF 3.50/21/180 SN BK BX | 1690610000 | C.48 |
| BLZF 3.50/21/180 SN OR BX | 1690380000 | C.48 |
| BLZF 3.50/21/180F SN BK BX | 1691300000 | C.49 |
| BLZF 3.50/21/180F SN OR BX | 1691070000 | C.49 |
| BLZF 3.50/21/180LH SN BK BX | 1691990000 | C.49 |
| BLZF 3.50/21/180LH SN OR BX | 1691760000 | C.49 |
| BLZF 3.50/22/180 SN BK BX | 1690620000 | C.48 |
| BLZF 3.50/22/180 SN OR BX | 1690390000 | C.48 |
| BLZF 3.50/22/180F SN BK BX | 1691310000 | C.49 |
| BLZF 3.50/22/180F SN OR BX | 1691080000 | C.49 |
| BLZF 3.50/22/180LH SN BK BX | 1692000000 | C.49 |
| BLZF 3.50/22/180LH SN OR BX | 1691770000 | C.49 |
| BLZF 3.50/23/180 SN BK BX | 1690630000 | C.48 |
| BLZF 3.50/23/180 SN OR BX | 1690400000 | C.48 |
| BLZF 3.50/23/180F SN BK BX | 1691320000 | C.49 |
| BLZF 3.50/23/180F SN OR BX | 1691090000 | C.49 |
| BLZF 3.50/23/180LH SN BK BX | 1692010000 | C.49 |
| BLZF 3.50/23/180LH SN OR BX | 1691780000 | C.49 |
| BLZF 3.50/24/180 SN BK BX | 1690640000 | C.48 |
| BLZF 3.50/24/180 SN OR BX | 1690410000 | C.48 |
| BLZF 3.50/24/180F SN BK BX | 1691330000 | C.49 |
| BLZF 3.50/24/180F SN OR BX | 1691100000 | C.49 |
| BLZF 3.50/24/180LH SN BK BX | 1692020000 | C.49 |
| BLZF 3.50/24/180LH SN OR BX | 1691790000 | C.49 |
| BLZF 5.08/02/180 SN BK BX | 1707690000 | I.38 |
| BLZF 5.08/02/180 SN OR BX | 1707460000 | I.38 |
| BLZF 5.08/03/180 SN BK BX | 1707700000 | I.39 |
| BLZF 5.08/03/180 SN BK BX | 1707700000 | I.40 |
| BLZF 5.08/03/180 SN BK BX | 1707700000 | I.41 |
| BLZF 5.08/03/180 SN BK BX | 1707700000 | I.42 |
| BLZF 5.08/03/180 SN BK BX | 1707700000 | I.43 |
| BLZF 5.08/03/180 SN OR BX | 1707470000 | I.39 |
| BLZF 5.08/03/180 SN OR BX | 1707470000 | I.40 |
| BLZF 5.08/03/180 SN OR BX | 1707470000 | I.41 |
| BLZF 5.08/03/180 SN OR BX | 1707470000 | I.42 |
| BLZF 5.08/03/180 SN OR BX | 1707470000 | I.43 |
| BLZP 5.00/02/180 SN BK BX | 1955570000 | C.152 |
| BLZP 5.00/02/180 SN OR BX | 1954490000 | C.152 |





«ЭЛЕКТРО-ПРОФИ» - http://www.ep.ru

| Type | Order No. | Page |
|---|---|---|
| BLZP 5.00/02/180F SN BK BX | 1956030000 | C.153 |
| BLZP 5.00/02/180F SN OR BX | 1955800000 | C.153 |
| BLZP 5.00/02/180LR SN BK BX | 1956600000 | C.153 |
| BLZP 5.00/02/180LR SN OR BX | 1956370000 | C.153 |
| BLZP 5.00/02/270 SN BK BX | 1959100000 | C.156 |
| BLZP 5.00/02/270 SN OR BX | 1958870000 | C.156 |
| BLZP 5.00/02/270F SN BK BX | 1960730000 | C.157 |
| BLZP 5.00/02/270F SN OR BX | 1960460000 | C.157 |
| BLZP 5.00/02/270LR SN BK BX | 1961190000 | C.157 |
| BLZP 5.00/02/270LR SN OR BX | 1960960000 | C.157 |
| BLZP 5.00/02/90 SN BK BX | 1958650000 | C.154 |
| BLZP 5.00/02/90 SN OR BX | 1958300000 | C.154 |
| BLZP 5.00/02/90F SN BK BX | 1959750000 | C.155 |
| BLZP 5.00/02/90F SN OR BX | 1959520000 | C.155 |
| BLZP 5.00/03/180 SN BK BX | 1955560000 | C.152 |
| BLZP 5.00/03/180 SN OR BX | 1954480000 | C.152 |
| BLZP 5.00/03/180F SN BK BX | 1956020000 | C.153 |
| BLZP 5.00/03/180F SN OR BX | 1955790000 | C.153 |
| BLZP 5.00/03/180LR SN BK BX | 1956590000 | C.153 |
| BLZP 5.00/03/180LR SN OR BX | 1956360000 | C.153 |
| BLZP 5.00/03/270 SN BK BX | 1959090000 | C.156 |
| BLZP 5.00/03/270 SN OR BX | 1958860000 | C.156 |
| BLZP 5.00/03/270F SN BK BX | 1960720000 | C.157 |
| BLZP 5.00/03/270F SN OR BX | 1960450000 | C.157 |
| BLZP 5.00/03/270LR SN BK BX | 1961180000 | C.157 |
| BLZP 5.00/03/270LR SN OR BX | 1960950000 | C.157 |
| BLZP 5.00/03/90 SN BK BX | 1958640000 | C.154 |
| BLZP 5.00/03/90 SN OR BX | 1958290000 | C.154 |
| BLZP 5.00/03/90F SN BK BX | 1959740000 | C.155 |
| BLZP 5.00/03/90F SN OR BX | 1959510000 | C.155 |
| BLZP 5.00/04/180 SN BK BX | 1955550000 | C.152 |
| BLZP 5.00/04/180 SN OR BX | 1954470000 | C.152 |
| BLZP 5.00/04/180F SN BK BX | 1956010000 | C.153 |
| BLZP 5.00/04/180F SN OR BX | 1955780000 | C.153 |
| BLZP 5.00/04/180LR SN BK BX | 1956580000 | C.153 |
| BLZP 5.00/04/180LR SN OR BX | 1956350000 | C.153 |
| BLZP 5.00/04/270 SN BK BX | 1959080000 | C.156 |
| BLZP 5.00/04/270 SN OR BX | 1958850000 | C.156 |
| BLZP 5.00/04/270F SN BK BX | 1960710000 | C.157 |
| BLZP 5.00/04/270F SN OR BX | 1960440000 | C.157 |
| BLZP 5.00/04/270LR SN BK BX | 1961170000 | C.157 |
| BLZP 5.00/04/270LR SN OR BX | 1960940000 | C.157 |
| BLZP 5.00/04/90 SN BK BX | 1958630000 | C.154 |
| BLZP 5.00/04/90 SN OR BX | 1958280000 | C.154 |
| BLZP 5.00/04/90F SN BK BX | 1959730000 | C.155 |
| BLZP 5.00/04/90F SN OR BX | 1959500000 | C.155 |
| BLZP 5.00/05/180 SN BK BX | 1955540000 | C.152 |
| BLZP 5.00/05/180 SN OR BX | 1954460000 | C.152 |
| BLZP 5.00/05/180F SN BK BX | 1956000000 | C.153 |
| BLZP 5.00/05/180F SN OR BX | 1955770000 | C.153 |
| BLZP 5.00/05/180LR SN BK BX | 1956570000 | C.153 |
| BLZP 5.00/05/180LR SN OR BX | 1956340000 | C.153 |
| BLZP 5.00/05/270 SN BK BX | 1959070000 | C.156 |
| BLZP 5.00/05/270 SN OR BX | 1958840000 | C.156 |
| BLZP 5.00/05/270F SN BK BX | 1960700000 | C.157 |
| BLZP 5.00/05/270F SN OR BX | 1960430000 | C.157 |
| BLZP 5.00/05/270LR SN BK BX | 1961160000 | C.157 |
| BLZP 5.00/05/270LR SN OR BX | 1960930000 | C.157 |
| BLZP 5.00/05/90 SN BK BX | 1958620000 | C.154 |
| BLZP 5.00/05/90 SN OR BX | 1958270000 | C.154 |
| BLZP 5.00/05/90F SN BK BX | 1959720000 | C.155 |
| BLZP 5.00/05/90F SN OR BX | 1959490000 | C.155 |
| BLZP 5.00/06/180 SN BK BX | 1955530000 | C.152 |
| BLZP 5.00/06/180 SN OR BX | 1954450000 | C.152 |
| BLZP 5.00/06/180F SN BK BX | 1955990000 | C.153 |
| BLZP 5.00/06/180F SN OR BX | 1955760000 | C.153 |
| BLZP 5.00/06/180LR SN BK BX | 1956560000 | C.153 |
| BLZP 5.00/06/180LR SN OR BX | 1956330000 | C.153 |
| BLZP 5.00/06/270 SN BK BX | 1959060000 | C.156 |
| BLZP 5.00/06/270 SN OR BX | 1958830000 | C.156 |
| BLZP 5.00/06/270F SN BK BX | 1960690000 | C.157 |
| BLZP 5.00/06/270F SN OR BX | 1960420000 | C.157 |
| BLZP 5.00/06/270LR SN BK BX | 1961150000 | C.157 |
| BLZP 5.00/06/270LR SN OR BX | 1960920000 | C.157 |
| BLZP 5.00/06/90 SN BK BX | 1958610000 | C.154 |
| BLZP 5.00/06/90 SN OR BX | 1958260000 | C.154 |
| BLZP 5.00/06/90F SN BK BX | 1959710000 | C.155 |
| BLZP 5.00/06/90F SN OR BX | 1959480000 | C.155 |
| BLZP 5.00/07/180 SN BK BX | 1955520000 | C.152 |
| BLZP 5.00/07/180 SN OR BX | 1954440000 | C.152 |
| BLZP 5.00/07/180F SN BK BX | 1955980000 | C.153 |
| BLZP 5.00/07/180F SN OR BX | 1955750000 | C.153 |
| BLZP 5.00/07/180LR SN BK BX | 1956550000 | C.153 |
| BLZP 5.00/07/180LR SN OR BX | 1956320000 | C.153 |
| BLZP 5.00/07/270 SN BK BX | 1959050000 | C.156 |
| BLZP 5.00/07/270 SN OR BX | 1958820000 | C.156 |
| BLZP 5.00/07/270F SN BK BX | 1960670000 | C.157 |
| BLZP 5.00/07/270F SN OR BX | 1960410000 | C.157 |
| BLZP 5.00/07/270LR SN BK BX | 1961140000 | C.157 |
| BLZP 5.00/07/270LR SN OR BX | 1960910000 | C.157 |
| BLZP 5.00/07/90 SN BK BX | 1958600000 | C.154 |
| BLZP 5.00/07/90 SN OR BX | 1958250000 | C.154 |
| BLZP 5.00/07/90F SN BK BX | 1959700000 | C.155 |
| BLZP 5.00/07/90F SN OR BX | 1959470000 | C.155 |
| BLZP 5.00/08/180 SN BK BX | 1955510000 | C.152 |
| BLZP 5.00/08/180 SN OR BX | 1954430000 | C.152 |
| BLZP 5.00/08/180F SN BK BX | 1955970000 | C.153 |
| BLZP 5.00/08/180F SN OR BX | 1955740000 | C.153 |
| BLZP 5.00/08/180LR SN BK BX | 1956540000 | C.153 |
| BLZP 5.00/08/180LR SN OR BX | 1956310000 | C.153 |
| BLZP 5.00/08/270 SN BK BX | 1959040000 | C.156 |
| BLZP 5.00/08/270 SN OR BX | 1958810000 | C.156 |
| BLZP 5.00/08/270F SN BK BX | 1960660000 | C.157 |
| BLZP 5.00/08/270F SN OR BX | 1960400000 | C.157 |
| BLZP 5.00/08/270LR SN BK BX | 1961130000 | C.157 |
| BLZP 5.00/08/270LR SN OR BX | 1960900000 | C.157 |
| BLZP 5.00/08/90 SN BK BX | 1958590000 | C.154 |
| BLZP 5.00/08/90 SN OR BX | 1958230000 | C.154 |
| BLZP 5.00/08/90F SN BK BX | 1959690000 | C.155 |
| BLZP 5.00/08/90F SN OR BX | 1959460000 | C.155 |
| BLZP 5.00/09/180 SN BK BX | 1955500000 | C.152 |
| BLZP 5.00/09/180 SN OR BX | 1954420000 | C.152 |
| BLZP 5.00/09/180F SN BK BX | 1955960000 | C.153 |
| BLZP 5.00/09/180F SN OR BX | 1955730000 | C.153 |
| BLZP 5.00/09/180LR SN BK BX | 1956530000 | C.153 |
| BLZP 5.00/09/180LR SN OR BX | 1956300000 | C.153 |
| BLZP 5.00/09/270 SN BK BX | 1959030000 | C.156 |
| BLZP 5.00/09/270 SN OR BX | 1958800000 | C.156 |
| BLZP 5.00/09/270F SN BK BX | 1960650000 | C.157 |
| BLZP 5.00/09/270F SN OR BX | 1960390000 | C.157 |
| BLZP 5.00/09/270LR SN BK BX | 1961120000 | C.157 |
| BLZP 5.00/09/270LR SN OR BX | 1960890000 | C.157 |
| BLZP 5.00/09/90 SN BK BX | 1958580000 | C.154 |
| BLZP 5.00/09/90 SN OR BX | 1958190000 | C.154 |
| BLZP 5.00/09/90F SN BK BX | 1959680000 | C.155 |
| BLZP 5.00/09/90F SN OR BX | 1959440000 | C.155 |
| BLZP 5.00/10/180 SN BK BX | 1955490000 | C.152 |
| BLZP 5.00/10/180 SN OR BX | 1954410000 | C.152 |
| BLZP 5.00/10/180F SN BK BX | 1955950000 | C.153 |
| BLZP 5.00/10/180F SN OR BX | 1955720000 | C.153 |
| BLZP 5.00/10/180LR SN BK BX | 1956520000 | C.153 |
| BLZP 5.00/10/180LR SN OR BX | 1956290000 | C.153 |
| BLZP 5.00/10/270 SN BK BX | 1959020000 | C.156 |
| BLZP 5.00/10/270 SN OR BX | 1958790000 | C.156 |
| BLZP 5.00/10/270F SN BK BX | 1960640000 | C.157 |
| BLZP 5.00/10/270F SN OR BX | 1960380000 | C.157 |
| BLZP 5.00/10/270LR SN BK BX | 1961110000 | C.157 |
| BLZP 5.00/10/270LR SN OR BX | 1960880000 | C.157 |
| BLZP 5.00/10/90 SN BK BX | 1958570000 | C.154 |
| BLZP 5.00/10/90 SN OR BX | 1958160000 | C.154 |
| BLZP 5.00/10/90F SN BK BX | 1959670000 | C.155 |
| BLZP 5.00/10/90F SN OR BX | 1959430000 | C.155 |
| BLZP 5.00/11/180 SN BK BX | 1955480000 | C.152 |
| BLZP 5.00/11/180 SN OR BX | 1954400000 | C.152 |
| BLZP 5.00/11/180F SN BK BX | 1955940000 | C.153 |
| BLZP 5.00/11/180F SN OR BX | 1955710000 | C.153 |
| BLZP 5.00/11/180LR SN BK BX | 1956510000 | C.153 |
| BLZP 5.00/11/180LR SN OR BX | 1956280000 | C.153 |
| BLZP 5.00/11/270 SN BK BX | 1959010000 | C.156 |
| BLZP 5.00/11/270 SN OR BX | 1958780000 | C.156 |
| BLZP 5.00/11/270F SN BK BX | 1960630000 | C.157 |
| BLZP 5.00/11/270F SN OR BX | 1960370000 | C.157 |
| BLZP 5.00/11/270LR SN BK BX | 1961100000 | C.157 |
| BLZP 5.00/11/270LR SN OR BX | 1960870000 | C.157 |
| BLZP 5.00/11/90 SN BK BX | 1958560000 | C.154 |
| BLZP 5.00/11/90 SN OR BX | 1958130000 | C.154 |
| BLZP 5.00/11/90F SN BK BX | 1959660000 | C.155 |
| BLZP 5.00/11/90F SN OR BX | 1959390000 | C.155 |
| BLZP 5.00/12/180 SN BK BX | 1955470000 | C.152 |
| BLZP 5.00/12/180 SN OR BX | 1954390000 | C.152 |
| BLZP 5.00/12/180F SN BK BX | 1955930000 | C.153 |
| BLZP 5.00/12/180F SN OR BX | 1955700000 | C.153 |
| BLZP 5.00/12/180LR SN BK BX | 1956500000 | C.153 |
| BLZP 5.00/12/180LR SN OR BX | 1956270000 | C.153 |
| BLZP 5.00/12/270 SN BK BX | 1959000000 | C.156 |
| BLZP 5.00/12/270 SN OR BX | 1959150000 | C.156 |
| BLZP 5.00/12/270F SN BK BX | 1960620000 | C.157 |
| BLZP 5.00/12/270F SN OR BX | 1959450000 | C.157 |
| BLZP 5.00/12/270LR SN BK BX | 1961090000 | C.157 |
| BLZP 5.00/12/270LR SN OR BX | 1960860000 | C.157 |
| BLZP 5.00/12/90 SN BK BX | 1958550000 | C.154 |
| BLZP 5.00/12/90 SN OR BX | 1958120000 | C.154 |
| BLZP 5.00/12/90F SN BK BX | 1959650000 | C.155 |
| BLZP 5.00/12/90F SN OR BX | 1959370000 | C.155 |
| BLZP 5.00/13/180 SN BK BX | 1955460000 | C.152 |
| BLZP 5.00/13/180 SN OR BX | 1954380000 | C.152 |
| BLZP 5.00/13/180F SN BK BX | 1955920000 | C.153 |
| BLZP 5.00/13/180F SN OR BX | 1955690000 | C.153 |
| BLZP 5.00/13/180LR SN BK BX | 1956490000 | C.153 |
| BLZP 5.00/13/180LR SN OR BX | 1956260000 | C.153 |
| BLZP 5.00/13/270 SN BK BX | 1958990000 | C.156 |
| BLZP 5.00/13/270 SN OR BX | 1958770000 | C.156 |
| BLZP 5.00/13/270F SN BK BX | 1960610000 | C.157 |
| BLZP 5.00/13/270F SN OR BX | 1959420000 | C.157 |
| BLZP 5.00/13/270LR SN BK BX | 1961080000 | C.157 |
| BLZP 5.00/13/270LR SN OR BX | 1960850000 | C.157 |
| BLZP 5.00/13/90 SN BK BX | 1958540000 | C.154 |
| BLZP 5.00/13/90 SN OR BX | 1958090000 | C.154 |
| BLZP 5.00/13/90F SN BK BX | 1959640000 | C.155 |
| BLZP 5.00/13/90F SN OR BX | 1959360000 | C.155 |
| BLZP 5.00/14/180 SN BK BX | 1955450000 | C.152 |
| BLZP 5.00/14/180 SN OR BX | 1954370000 | C.152 |
| BLZP 5.00/14/180F SN BK BX | 1955910000 | C.153 |
| BLZP 5.00/14/180F SN OR BX | 1955680000 | C.153 |
| BLZP 5.00/14/180LR SN BK BX | 1956480000 | C.153 |
| BLZP 5.00/14/180LR SN OR BX | 1956250000 | C.153 |
| BLZP 5.00/14/270 SN BK BX | 1958980000 | C.156 |
| BLZP 5.00/14/270 SN OR BX | 1958760000 | C.156 |
| BLZP 5.00/14/270F SN BK BX | 1960600000 | C.157 |
| BLZP 5.00/14/270F SN OR BX | 1959410000 | C.157 |
| BLZP 5.00/14/270LR SN BK BX | 1961070000 | C.157 |
| BLZP 5.00/14/270LR SN OR BX | 1960840000 | C.157 |
| BLZP 5.00/14/90 SN BK BX | 1958530000 | C.154 |
| BLZP 5.00/14/90 SN OR BX | 1958060000 | C.154 |
| BLZP 5.00/14/90F SN BK BX | 1959630000 | C.155 |
| BLZP 5.00/14/90F SN OR BX | 1959350000 | C.155 |
| BLZP 5.00/15/180 SN BK BX | 1955440000 | C.152 |
| BLZP 5.00/15/180 SN OR BX | 1954360000 | C.152 |
| BLZP 5.00/15/180F SN BK BX | 1955900000 | C.153 |
| BLZP 5.00/15/180F SN OR BX | 1955670000 | C.153 |
| BLZP 5.00/15/180LR SN BK BX | 1956470000 | C.153 |
| BLZP 5.00/15/180LR SN OR BX | 1956240000 | C.153 |
| BLZP 5.00/15/270 SN BK BX | 1958970000 | C.156 |
| BLZP 5.00/15/270 SN OR BX | 1958750000 | C.156 |
| BLZP 5.00/15/270F SN BK BX | 1960590000 | C.157 |
| BLZP 5.00/15/270F SN OR BX | 1959400000 | C.157 |
| BLZP 5.00/15/270LR SN BK BX | 1961060000 | C.157 |
| BLZP 5.00/15/270LR SN OR BX | 1960830000 | C.157 |
| BLZP 5.00/15/90 SN BK BX | 1958520000 | C.154 |
| BLZP 5.00/15/90 SN OR BX | 1958040000 | C.154 |
| BLZP 5.00/15/90F SN BK BX | 1959620000 | C.155 |
| BLZP 5.00/15/90F SN OR BX | 1959340000 | C.155 |
| BLZP 5.00/16/180 SN BK BX | 1955430000 | C.152 |
| BLZP 5.00/16/180 SN OR BX | 1954350000 | C.152 |
| BLZP 5.00/16/180F SN BK BX | 1955890000 | C.153 |
| BLZP 5.00/16/180F SN OR BX | 1955660000 | C.153 |
| BLZP 5.00/16/180LR SN BK BX | 1956460000 | C.153 |
| BLZP 5.00/16/180LR SN OR BX | 1956230000 | C.153 |
| BLZP 5.00/16/270 SN BK BX | 1958960000 | C.156 |
| BLZP 5.00/16/270 SN OR BX | 1958740000 | C.156 |
| BLZP 5.00/16/270F SN BK BX | 1960580000 | C.157 |
| BLZP 5.00/16/270F SN OR BX | 1959380000 | C.157 |
| BLZP 5.00/16/270LR SN BK BX | 1961050000 | C.157 |
| BLZP 5.00/16/270LR SN OR BX | 1960820000 | C.157 |
| BLZP 5.00/16/90 SN BK BX | 1958480000 | C.154 |
| BLZP 5.00/16/90 SN OR BX | 1957960000 | C.154 |
| BLZP 5.00/16/90F SN BK BX | 1959610000 | C.155 |
| BLZP 5.00/16/90F SN OR BX | 1959330000 | C.155 |
| BLZP 5.00/17/180 SN BK BX | 1955420000 | C.152 |
| BLZP 5.00/17/180 SN OR BX | 1954330000 | C.152 |
| BLZP 5.00/17/180F SN BK BX | 1955880000 | C.153 |
| BLZP 5.00/17/180F SN OR BX | 1955650000 | C.153 |
| BLZP 5.00/17/180LR SN BK BX | 1956450000 | C.153 |
| BLZP 5.00/17/180LR SN OR BX | 1956220000 | C.153 |
| BLZP 5.00/17/270 SN BK BX | 1958950000 | C.156 |
| BLZP 5.00/17/270 SN OR BX | 1958730000 | C.156 |
| BLZP 5.00/17/270F SN BK BX | 1960570000 | C.157 |
| BLZP 5.00/17/270F SN OR BX | 1959310000 | C.157 |
| BLZP 5.00/17/270LR SN BK BX | 1961040000 | C.157 |
| BLZP 5.00/17/270LR SN OR BX | 1960810000 | C.157 |
| BLZP 5.00/17/90 SN BK BX | 1958460000 | C.154 |
| BLZP 5.00/17/90 SN OR BX | 1957910000 | C.154 |
| BLZP 5.00/17/90F SN BK BX | 1959600000 | C.155 |
| BLZP 5.00/17/90F SN OR BX | 1959320000 | C.155 |
| BLZP 5.00/18/180 SN BK BX | 1955410000 | C.152 |
| BLZP 5.00/18/180 SN OR BX | 1954320000 | C.152 |
| BLZP 5.00/18/180F SN BK BX | 1955870000 | C.153 |
| BLZP 5.00/18/180F SN OR BX | 1955640000 | C.153 |
| BLZP 5.00/18/180LR SN BK BX | 1956440000 | C.153 |
| BLZP 5.00/18/180LR SN OR BX | 1956210000 | C.153 |
| BLZP 5.00/18/270 SN BK BX | 1958940000 | C.156 |
| BLZP 5.00/18/270 SN OR BX | 1958720000 | C.156 |
| BLZP 5.00/18/270F SN BK BX | 1960560000 | C.157 |
| BLZP 5.00/18/270F SN OR BX | 1959280000 | C.157 |
| BLZP 5.00/18/270LR SN BK BX | 1961030000 | C.157 |
| BLZP 5.00/18/270LR SN OR BX | 1960800000 | C.157 |
| BLZP 5.00/18/90 SN BK BX | 1958430000 | C.154 |
| BLZP 5.00/18/90 SN OR BX | 1957900000 | C.154 |
| BLZP 5.00/18/90F SN BK BX | 1959590000 | C.155 |
| BLZP 5.00/18/90F SN OR BX | 1959300000 | C.155 |
| BLZP 5.00/19/180 SN BK BX | 1955400000 | C.152 |
| BLZP 5.00/19/180 SN OR BX | 1954310000 | C.152 |
| BLZP 5.00/19/180F SN BK BX | 1955860000 | C.153 |
| BLZP 5.00/19/180F SN OR BX | 1955630000 | C.153 |
| BLZP 5.00/19/180LR SN BK BX | 1956430000 | C.153 |
| BLZP 5.00/19/180LR SN OR BX | 1956200000 | C.153 |
| BLZP 5.00/19/270 SN BK BX | 1958930000 | C.156 |
| BLZP 5.00/19/270 SN OR BX | 1958710000 | C.156 |
| BLZP 5.00/19/270F SN BK BX | 1960550000 | C.157 |
| BLZP 5.00/19/270F SN OR BX | 1959260000 | C.157 |
| BLZP 5.00/19/270LR SN BK BX | 1961020000 | C.157 |
| BLZP 5.00/19/270LR SN OR BX | 1960790000 | C.157 |
| BLZP 5.00/19/90 SN BK BX | 1958420000 | C.154 |
| BLZP 5.00/19/90 SN OR BX | 1957880000 | C.154 |
| BLZP 5.00/19/90F SN BK BX | 1959580000 | C.155 |
| BLZP 5.00/19/90F SN OR BX | 1959290000 | C.155 |
| BLZP 5.00/20/180 SN BK BX | 1955390000 | C.152 |
| BLZP 5.00/20/180 SN OR BX | 1954300000 | C.152 |
| BLZP 5.00/20/180F SN BK BX | 1955850000 | C.153 |
| BLZP 5.00/20/180F SN OR BX | 1955620000 | C.153 |
| BLZP 5.00/20/180LR SN BK BX | 1956420000 | C.153 |
| BLZP 5.00/20/180LR SN OR BX | 1956190000 | C.153 |
| BLZP 5.00/20/270 SN BK BX | 1958920000 | C.156 |
| BLZP 5.00/20/270 SN OR BX | 1958700000 | C.156 |
| BLZP 5.00/20/270F SN BK BX | 1960540000 | C.157 |
| BLZP 5.00/20/270F SN OR BX | 1959230000 | C.157 |
| BLZP 5.00/20/270LR SN BK BX | 1961010000 | C.157 |
| BLZP 5.00/20/270LR SN OR BX | 1960780000 | C.157 |
| BLZP 5.00/20/90 SN BK BX | 1958400000 | C.154 |
| BLZP 5.00/20/90 SN OR BX | 1957850000 | C.154 |



«ЭЛЕКТРО-ПРОФИ» - http://www.ep.ru

| Type | Order No. | Page |
|---|---|---|
| BLZP 5.00/20/90F SN BK BX | 1959570000 | C.155 |
| BLZP 5.00/20/90F SN OR BX | 1959270000 | C.155 |
| BLZP 5.00/21/180 SN BK BX | 1955380000 | C.152 |
| BLZP 5.00/21/180 SN OR BX | 1954290000 | C.152 |
| BLZP 5.00/21/180F SN BK BX | 1955840000 | C.153 |
| BLZP 5.00/21/180F SN OR BX | 1955610000 | C.153 |
| BLZP 5.00/21/180LR SN BK BX | 1956410000 | C.153 |
| BLZP 5.00/21/180LR SN OR BX | 1956180000 | C.153 |
| BLZP 5.00/21/270 SN BK BX | 1958910000 | C.156 |
| BLZP 5.00/21/270 SN OR BX | 1958690000 | C.156 |
| BLZP 5.00/21/270F SN BK BX | 1960530000 | C.157 |
| BLZP 5.00/21/270F SN OR BX | 1959210000 | C.157 |
| BLZP 5.00/21/270LR SN BK BX | 1961000000 | C.157 |
| BLZP 5.00/21/270LR SN OR BX | 1960770000 | C.157 |
| BLZP 5.00/21/90 SN BK BX | 1958380000 | C.154 |
| BLZP 5.00/21/90 SN OR BX | 1957830000 | C.154 |
| BLZP 5.00/21/90F SN BK BX | 1959560000 | C.155 |
| BLZP 5.00/21/90F SN OR BX | 1959250000 | C.155 |
| BLZP 5.00/22/180 SN BK BX | 1955370000 | C.152 |
| BLZP 5.00/22/180 SN OR BX | 1954280000 | C.152 |
| BLZP 5.00/22/180F SN BK BX | 1955830000 | C.153 |
| BLZP 5.00/22/180F SN OR BX | 1955600000 | C.153 |
| BLZP 5.00/22/180LR SN BK BX | 1956400000 | C.153 |
| BLZP 5.00/22/180LR SN OR BX | 1956170000 | C.153 |
| BLZP 5.00/22/270 SN BK BX | 1958900000 | C.156 |
| BLZP 5.00/22/270 SN OR BX | 1958680000 | C.156 |
| BLZP 5.00/22/270F SN BK BX | 1960520000 | C.157 |
| BLZP 5.00/22/270F SN OR BX | 1959190000 | C.157 |
| BLZP 5.00/22/270LR SN BK BX | 1960990000 | C.157 |
| BLZP 5.00/22/270LR SN OR BX | 1960760000 | C.157 |
| BLZP 5.00/22/90 SN BK BX | 1958360000 | C.154 |
| BLZP 5.00/22/90 SN OR BX | 1957820000 | C.154 |
| BLZP 5.00/22/90F SN BK BX | 1959550000 | C.155 |
| BLZP 5.00/22/90F SN OR BX | 1959240000 | C.155 |
| BLZP 5.00/23/180 SN BK BX | 1955360000 | C.152 |
| BLZP 5.00/23/180 SN OR BX | 1954270000 | C.152 |
| BLZP 5.00/23/180F SN BK BX | 1955820000 | C.153 |
| BLZP 5.00/23/180F SN OR BX | 1955590000 | C.153 |
| BLZP 5.00/23/180LR SN BK BX | 1956390000 | C.153 |
| BLZP 5.00/23/180LR SN OR BX | 1956160000 | C.153 |
| BLZP 5.00/23/270 SN BK BX | 1958890000 | C.156 |
| BLZP 5.00/23/270 SN OR BX | 1958670000 | C.156 |
| BLZP 5.00/23/270F SN BK BX | 1960510000 | C.157 |
| BLZP 5.00/23/270F SN OR BX | 1959180000 | C.157 |
| BLZP 5.00/23/270LR SN BK BX | 1960980000 | C.157 |
| BLZP 5.00/23/270LR SN OR BX | 1960750000 | C.157 |
| BLZP 5.00/23/90 SN BK BX | 1958340000 | C.154 |
| BLZP 5.00/23/90 SN OR BX | 1957800000 | C.154 |
| BLZP 5.00/23/90F SN BK BX | 1959540000 | C.155 |
| BLZP 5.00/23/90F SN OR BX | 1959220000 | C.155 |
| BLZP 5.00/24/180 SN BK BX | 1955350000 | C.152 |
| BLZP 5.00/24/180 SN OR BX | 1954260000 | C.152 |
| BLZP 5.00/24/180F SN BK BX | 1955810000 | C.153 |
| BLZP 5.00/24/180F SN OR BX | 1955580000 | C.153 |
| BLZP 5.00/24/180LR SN BK BX | 1956380000 | C.153 |
| BLZP 5.00/24/180LR SN OR BX | 1956150000 | C.153 |
| BLZP 5.00/24/270 SN BK BX | 1958880000 | C.156 |
| BLZP 5.00/24/270 SN OR BX | 1958660000 | C.156 |
| BLZP 5.00/24/270F SN BK BX | 1960500000 | C.157 |
| BLZP 5.00/24/270F SN OR BX | 1959170000 | C.157 |
| BLZP 5.00/24/270LR SN BK BX | 1960970000 | C.157 |
| BLZP 5.00/24/270LR SN OR BX | 1960740000 | C.157 |
| BLZP 5.00/24/90 SN BK BX | 1958310000 | C.154 |
| BLZP 5.00/24/90 SN OR BX | 1957780000 | C.154 |
| BLZP 5.00/24/90F SN BK BX | 1959530000 | C.155 |
| BLZP 5.00/24/90F SN OR BX | 1959200000 | C.155 |
| BLZP 5.08/02/180 SN BK BX | 1943810000 | C.208 |
| BLZP 5.08/02/180 SN OR BX | 1943580000 | C.208 |
| BLZP 5.08/02/180F SN BK BX | 1944330000 | C.209 |
| BLZP 5.08/02/180F SN OR BX | 1944090000 | C.209 |
| BLZP 5.08/02/180LR SN BK BX | 1945060000 | C.209 |
| BLZP 5.08/02/180LR SN OR BX | 1944830000 | C.209 |
| BLZP 5.08/02/225 SN BK BX | 1946560000 | C.214 |
| BLZP 5.08/02/225 SN OR BX | 1946250000 | C.214 |
| BLZP 5.08/02/225B SN BK BX | 1945980000 | C.215 |
| BLZP 5.08/02/225B SN OR BX | 1945750000 | C.215 |
| BLZP 5.08/02/270 SN BK BX | 1949020000 | C.212 |
| BLZP 5.08/02/270 SN OR BX | 1948790000 | C.212 |
| BLZP 5.08/02/270F SN BK BX | 1950550000 | C.213 |
| BLZP 5.08/02/270F SN OR BX | 1950310000 | C.213 |
| BLZP 5.08/02/270LR SN BK BX | 1947760000 | C.213 |
| BLZP 5.08/02/270LR SN OR BX | 1947530000 | C.213 |
| BLZP 5.08/02/90 SN BK BX | 1948240000 | C.210 |
| BLZP 5.08/02/90 SN OR BX | 1948000000 | C.210 |
| BLZP 5.08/02/90F SN BK BX | 1950040000 | C.211 |
| BLZP 5.08/02/90F SN OR BX | 1949800000 | C.211 |
| BLZP 5.08/02/90LR SN BK BX | 1087020000 | C.211 |
| BLZP 5.08/02/90LR SN OR BX | 1087250000 | C.211 |
| BLZP 5.08/03/180 SN BK BX | 1943820000 | C.208 |
| BLZP 5.08/03/180 SN OR BX | 1943590000 | C.208 |
| BLZP 5.08/03/180F SN BK BX | 1944340000 | C.209 |
| BLZP 5.08/03/180F SN OR BX | 1944100000 | C.209 |
| BLZP 5.08/03/180LR SN BK BX | 1945070000 | C.209 |
| BLZP 5.08/03/180LR SN OR BX | 1944840000 | C.209 |
| BLZP 5.08/03/225 SN BK BX | 1946570000 | C.214 |
| BLZP 5.08/03/225 SN OR BX | 1946260000 | C.214 |
| BLZP 5.08/03/225B SN BK BX | 1945990000 | C.215 |
| BLZP 5.08/03/225B SN OR BX | 1945760000 | C.215 |
| BLZP 5.08/03/270 SN BK BX | 1949030000 | C.212 |
| BLZP 5.08/03/270 SN OR BX | 1948800000 | C.212 |
| BLZP 5.08/03/270F SN BK BX | 1950560000 | C.213 |
| BLZP 5.08/03/270F SN OR BX | 1950320000 | C.213 |
| BLZP 5.08/03/270LR SN BK BX | 1947770000 | C.213 |
| BLZP 5.08/03/270LR SN OR BX | 1947540000 | C.213 |
| BLZP 5.08/03/90 SN BK BX | 1948250000 | C.210 |
| BLZP 5.08/03/90 SN OR BX | 1948010000 | C.210 |
| BLZP 5.08/03/90F SN BK BX | 1950050000 | C.211 |
| BLZP 5.08/03/90F SN OR BX | 1949810000 | C.211 |
| BLZP 5.08/03/90LR SN BK BX | 1087030000 | C.211 |
| BLZP 5.08/03/90LR SN OR BX | 1087260000 | C.211 |
| BLZP 5.08/04/180 SN BK BX | 1943830000 | C.208 |
| BLZP 5.08/04/180 SN OR BX | 1943600000 | C.208 |
| BLZP 5.08/04/180F SN BK BX | 1944350000 | C.209 |
| BLZP 5.08/04/180F SN OR BX | 1944110000 | C.209 |
| BLZP 5.08/04/180LR SN BK BX | 1945080000 | C.209 |
| BLZP 5.08/04/180LR SN OR BX | 1944850000 | C.209 |
| BLZP 5.08/04/225 SN BK BX | 1946580000 | C.214 |
| BLZP 5.08/04/225 SN OR BX | 1946270000 | C.214 |
| BLZP 5.08/04/225B SN BK BX | 1946000000 | C.215 |
| BLZP 5.08/04/225B SN OR BX | 1945770000 | C.215 |
| BLZP 5.08/04/270 SN BK BX | 1949040000 | C.212 |
| BLZP 5.08/04/270 SN OR BX | 1948810000 | C.212 |
| BLZP 5.08/04/270F SN BK BX | 1950570000 | C.213 |
| BLZP 5.08/04/270F SN OR BX | 1950330000 | C.213 |
| BLZP 5.08/04/270LR SN BK BX | 1947780000 | C.213 |
| BLZP 5.08/04/270LR SN OR BX | 1947550000 | C.213 |
| BLZP 5.08/04/90 SN BK BX | 1948260000 | C.210 |
| BLZP 5.08/04/90 SN OR BX | 1948020000 | C.210 |
| BLZP 5.08/04/90F SN BK BX | 1950060000 | C.211 |
| BLZP 5.08/04/90F SN OR BX | 1949820000 | C.211 |
| BLZP 5.08/04/90LR SN BK BX | 1087040000 | C.211 |
| BLZP 5.08/04/90LR SN OR BX | 1087270000 | C.211 |
| BLZP 5.08/05/180 SN BK BX | 1943840000 | C.208 |
| BLZP 5.08/05/180 SN OR BX | 1943610000 | C.208 |
| BLZP 5.08/05/180F SN BK BX | 1944360000 | C.209 |
| BLZP 5.08/05/180F SN OR BX | 1944120000 | C.209 |
| BLZP 5.08/05/180LR SN BK BX | 1945090000 | C.209 |
| BLZP 5.08/05/180LR SN OR BX | 1944860000 | C.209 |
| BLZP 5.08/05/225 SN BK BX | 1946590000 | C.214 |
| BLZP 5.08/05/225 SN OR BX | 1946280000 | C.214 |
| BLZP 5.08/05/225B SN BK BX | 1946010000 | C.215 |
| BLZP 5.08/05/225B SN OR BX | 1945780000 | C.215 |
| BLZP 5.08/05/270 SN BK BX | 1949050000 | C.212 |
| BLZP 5.08/05/270 SN OR BX | 1948820000 | C.212 |
| BLZP 5.08/05/270F SN BK BX | 1950580000 | C.213 |
| BLZP 5.08/05/270F SN OR BX | 1950340000 | C.213 |
| BLZP 5.08/05/270LR SN BK BX | 1947790000 | C.213 |
| BLZP 5.08/05/270LR SN OR BX | 1947560000 | C.213 |
| BLZP 5.08/05/90 SN BK BX | 1948270000 | C.210 |
| BLZP 5.08/05/90 SN OR BX | 1948030000 | C.210 |
| BLZP 5.08/05/90F SN BK BX | 1950070000 | C.211 |
| BLZP 5.08/05/90F SN OR BX | 1949830000 | C.211 |
| BLZP 5.08/05/90LR SN BK BX | 1087050000 | C.211 |
| BLZP 5.08/05/90LR SN OR BX | 1087280000 | C.211 |
| BLZP 5.08/06/180 SN BK BX | 1943850000 | C.208 |
| BLZP 5.08/06/180 SN OR BX | 1943620000 | C.208 |
| BLZP 5.08/06/180F SN BK BX | 1944370000 | C.209 |
| BLZP 5.08/06/180F SN OR BX | 1944130000 | C.209 |
| BLZP 5.08/06/180LR SN BK BX | 1945100000 | C.209 |
| BLZP 5.08/06/180LR SN OR BX | 1944870000 | C.209 |
| BLZP 5.08/06/225 SN BK BX | 1946600000 | C.214 |
| BLZP 5.08/06/225 SN OR BX | 1946290000 | C.214 |
| BLZP 5.08/06/225B SN BK BX | 1946020000 | C.215 |
| BLZP 5.08/06/225B SN OR BX | 1945790000 | C.215 |
| BLZP 5.08/06/270 SN BK BX | 1949060000 | C.212 |
| BLZP 5.08/06/270 SN OR BX | 1948830000 | C.212 |
| BLZP 5.08/06/270F SN BK BX | 1950620000 | C.213 |
| BLZP 5.08/06/270F SN OR BX | 1950350000 | C.213 |
| BLZP 5.08/06/270LR SN BK BX | 1947800000 | C.213 |
| BLZP 5.08/06/270LR SN OR BX | 1947570000 | C.213 |
| BLZP 5.08/06/90 SN BK BX | 1948280000 | C.210 |
| BLZP 5.08/06/90 SN OR BX | 1948040000 | C.210 |
| BLZP 5.08/06/90F SN BK BX | 1950080000 | C.211 |
| BLZP 5.08/06/90F SN OR BX | 1949840000 | C.211 |
| BLZP 5.08/06/90LR SN BK BX | 1087060000 | C.211 |
| BLZP 5.08/06/90LR SN OR BX | 1087290000 | C.211 |
| BLZP 5.08/07/180 SN BK BX | 1943860000 | C.208 |
| BLZP 5.08/07/180 SN OR BX | 1943630000 | C.208 |
| BLZP 5.08/07/180F SN BK BX | 1944380000 | C.209 |
| BLZP 5.08/07/180F SN OR BX | 1944140000 | C.209 |
| BLZP 5.08/07/180LR SN BK BX | 1945110000 | C.209 |
| BLZP 5.08/07/180LR SN OR BX | 1944880000 | C.209 |
| BLZP 5.08/07/225 SN BK BX | 1946610000 | C.214 |
| BLZP 5.08/07/225 SN OR BX | 1946300000 | C.214 |
| BLZP 5.08/07/225B SN BK BX | 1946030000 | C.215 |
| BLZP 5.08/07/225B SN OR BX | 1945800000 | C.215 |
| BLZP 5.08/07/270 SN BK BX | 1949070000 | C.212 |
| BLZP 5.08/07/270 SN OR BX | 1948840000 | C.212 |
| BLZP 5.08/07/270F SN BK BX | 1950630000 | C.213 |
| BLZP 5.08/07/270F SN OR BX | 1950360000 | C.213 |
| BLZP 5.08/07/270LR SN BK BX | 1947810000 | C.213 |
| BLZP 5.08/07/270LR SN OR BX | 1947580000 | C.213 |
| BLZP 5.08/07/90 SN BK BX | 1948290000 | C.210 |
| BLZP 5.08/07/90 SN OR BX | 1948050000 | C.210 |
| BLZP 5.08/07/90F SN BK BX | 1950090000 | C.211 |
| BLZP 5.08/07/90F SN OR BX | 1949850000 | C.211 |
| BLZP 5.08/07/90LR SN BK BX | 1087070000 | C.211 |
| BLZP 5.08/07/90LR SN OR BX | 1087300000 | C.211 |
| BLZP 5.08/08/180 SN BK BX | 1943870000 | C.208 |
| BLZP 5.08/08/180 SN OR BX | 1943640000 | C.208 |
| BLZP 5.08/08/180F SN BK BX | 1944390000 | C.209 |
| BLZP 5.08/08/180F SN OR BX | 1944150000 | C.209 |
| BLZP 5.08/08/180LR SN BK BX | 1945120000 | C.209 |
| BLZP 5.08/08/180LR SN OR BX | 1944890000 | C.209 |
| BLZP 5.08/08/225 SN BK BX | 1946620000 | C.214 |
| BLZP 5.08/08/225 SN OR BX | 1946310000 | C.214 |
| BLZP 5.08/08/225B SN BK BX | 1946040000 | C.215 |
| BLZP 5.08/08/225B SN OR BX | 1945810000 | C.215 |
| BLZP 5.08/08/270 SN BK BX | 1949080000 | C.212 |
| BLZP 5.08/08/270 SN OR BX | 1948850000 | C.212 |
| BLZP 5.08/08/270F SN BK BX | 1950640000 | C.213 |
| BLZP 5.08/08/270F SN OR BX | 1950370000 | C.213 |
| BLZP 5.08/08/270LR SN BK BX | 1947820000 | C.213 |
| BLZP 5.08/08/270LR SN OR BX | 1947590000 | C.213 |
| BLZP 5.08/08/90 SN BK BX | 1948300000 | C.210 |
| BLZP 5.08/08/90 SN OR BX | 1948060000 | C.210 |
| BLZP 5.08/08/90F SN BK BX | 1950100000 | C.211 |
| BLZP 5.08/08/90F SN OR BX | 1949860000 | C.211 |
| BLZP 5.08/08/90LR SN BK BX | 1087080000 | C.211 |
| BLZP 5.08/08/90LR SN OR BX | 1087310000 | C.211 |
| BLZP 5.08/09/180 SN BK BX | 1943880000 | C.208 |
| BLZP 5.08/09/180 SN OR BX | 1943650000 | C.208 |
| BLZP 5.08/09/180F SN BK BX | 1944400000 | C.209 |
| BLZP 5.08/09/180F SN OR BX | 1944160000 | C.209 |
| BLZP 5.08/09/180LR SN BK BX | 1945130000 | C.209 |
| BLZP 5.08/09/180LR SN OR BX | 1944900000 | C.209 |
| BLZP 5.08/09/225 SN BK BX | 1946630000 | C.214 |
| BLZP 5.08/09/225 SN OR BX | 1946320000 | C.214 |
| BLZP 5.08/09/225B SN BK BX | 1946050000 | C.215 |
| BLZP 5.08/09/225B SN OR BX | 1945820000 | C.215 |
| BLZP 5.08/09/270 SN BK BX | 1949090000 | C.212 |
| BLZP 5.08/09/270 SN OR BX | 1948860000 | C.212 |
| BLZP 5.08/09/270F SN BK BX | 1950650000 | C.213 |
| BLZP 5.08/09/270F SN OR BX | 1950380000 | C.213 |
| BLZP 5.08/09/270LR SN BK BX | 1947830000 | C.213 |
| BLZP 5.08/09/270LR SN OR BX | 1947600000 | C.213 |
| BLZP 5.08/09/90 SN BK BX | 1948310000 | C.210 |
| BLZP 5.08/09/90 SN OR BX | 1948070000 | C.210 |
| BLZP 5.08/09/90F SN BK BX | 1950110000 | C.211 |
| BLZP 5.08/09/90F SN OR BX | 1949870000 | C.211 |
| BLZP 5.08/09/90LR SN BK BX | 1087100000 | C.211 |
| BLZP 5.08/09/90LR SN OR BX | 1087320000 | C.211 |
| BLZP 5.08/10/180 SN BK BX | 1943890000 | C.208 |
| BLZP 5.08/10/180 SN OR BX | 1943660000 | C.208 |
| BLZP 5.08/10/180F SN BK BX | 1944410000 | C.209 |
| BLZP 5.08/10/180F SN OR BX | 1944170000 | C.209 |
| BLZP 5.08/10/180LR SN BK BX | 1945140000 | C.209 |
| BLZP 5.08/10/180LR SN OR BX | 1944910000 | C.209 |
| BLZP 5.08/10/225 SN BK BX | 1946640000 | C.214 |
| BLZP 5.08/10/225 SN OR BX | 1946330000 | C.214 |
| BLZP 5.08/10/225B SN BK BX | 1946060000 | C.215 |
| BLZP 5.08/10/225B SN OR BX | 1945830000 | C.215 |
| BLZP 5.08/10/270 SN BK BX | 1949100000 | C.212 |
| BLZP 5.08/10/270 SN OR BX | 1948870000 | C.212 |
| BLZP 5.08/10/270F SN BK BX | 1950660000 | C.213 |
| BLZP 5.08/10/270F SN OR BX | 1950390000 | C.213 |
| BLZP 5.08/10/270LR SN BK BX | 1947840000 | C.213 |
| BLZP 5.08/10/270LR SN OR BX | 1947610000 | C.213 |
| BLZP 5.08/10/90 SN BK BX | 1948320000 | C.210 |
| BLZP 5.08/10/90 SN OR BX | 1948080000 | C.210 |
| BLZP 5.08/10/90F SN BK BX | 1950120000 | C.211 |
| BLZP 5.08/10/90F SN OR BX | 1949880000 | C.211 |
| BLZP 5.08/10/90LR SN BK BX | 1087110000 | C.211 |
| BLZP 5.08/10/90LR SN OR BX | 1087330000 | C.211 |
| BLZP 5.08/11/180 SN BK BX | 1943900000 | C.208 |
| BLZP 5.08/11/180 SN OR BX | 1943670000 | C.208 |
| BLZP 5.08/11/180F SN BK BX | 1944420000 | C.209 |
| BLZP 5.08/11/180F SN OR BX | 1944180000 | C.209 |
| BLZP 5.08/11/180LR SN BK BX | 1945150000 | C.209 |
| BLZP 5.08/11/180LR SN OR BX | 1944920000 | C.209 |
| BLZP 5.08/11/225 SN BK BX | 1946650000 | C.214 |
| BLZP 5.08/11/225 SN OR BX | 1946340000 | C.214 |
| BLZP 5.08/11/225B SN BK BX | 1946070000 | C.215 |
| BLZP 5.08/11/225B SN OR BX | 1945840000 | C.215 |
| BLZP 5.08/11/270 SN BK BX | 1949110000 | C.212 |
| BLZP 5.08/11/270 SN OR BX | 1948880000 | C.212 |
| BLZP 5.08/11/270F SN BK BX | 1950670000 | C.213 |
| BLZP 5.08/11/270F SN OR BX | 1950400000 | C.213 |
| BLZP 5.08/11/270LR SN BK BX | 1947850000 | C.213 |
| BLZP 5.08/11/270LR SN OR BX | 1947620000 | C.213 |
| BLZP 5.08/11/90 SN BK BX | 1948330000 | C.210 |
| BLZP 5.08/11/90 SN OR BX | 1948100000 | C.210 |
| BLZP 5.08/11/90F SN BK BX | 1950130000 | C.211 |
| BLZP 5.08/11/90F SN OR BX | 1949890000 | C.211 |
| BLZP 5.08/11/90LR SN BK BX | 1087120000 | C.211 |
| BLZP 5.08/11/90LR SN OR BX | 1087340000 | C.211 |
| BLZP 5.08/12/180 SN BK BX | 1943910000 | C.208 |
| BLZP 5.08/12/180 SN OR BX | 1943680000 | C.208 |
| BLZP 5.08/12/180F SN BK BX | 1944430000 | C.209 |
| BLZP 5.08/12/180F SN OR BX | 1944190000 | C.209 |
| BLZP 5.08/12/180LR SN BK BX | 1945160000 | C.209 |
| BLZP 5.08/12/180LR SN OR BX | 1944930000 | C.209 |
| BLZP 5.08/12/225 SN BK BX | 1946660000 | C.214 |
| BLZP 5.08/12/225 SN OR BX | 1946350000 | C.214 |
| BLZP 5.08/12/225B SN BK BX | 1946080000 | C.215 |
| BLZP 5.08/12/225B SN OR BX | 1945850000 | C.215 |
| BLZP 5.08/12/270 SN BK BX | 1949120000 | C.212 |
| BLZP 5.08/12/270 SN OR BX | 1948890000 | C.212 |
| BLZP 5.08/12/270F SN BK BX | 1950690000 | C.213 |
| BLZP 5.08/12/270F SN OR BX | 1950410000 | C.213 |





«ЭЛЕКТРО-ПРОФИ» - http://www.ep.ru

| Type | Order No. | Page |
|---|---|---|
| BLZP 5.08/12/270LR SN BK BX | 1947860000 | C.213 |
| BLZP 5.08/12/270LR SN OR BX | 1947630000 | C.213 |
| BLZP 5.08/12/90 SN BK BX | 1948340000 | C.210 |
| BLZP 5.08/12/90 SN OR BX | 1948110000 | C.210 |
| BLZP 5.08/12/90F SN BK BX | 1950140000 | C.211 |
| BLZP 5.08/12/90F SN OR BX | 1949900000 | C.211 |
| BLZP 5.08/12/90LR SN BK BX | 1087130000 | C.211 |
| BLZP 5.08/12/90LR SN OR BX | 1087350000 | C.211 |
| BLZP 5.08/13/180 SN BK BX | 1943920000 | C.208 |
| BLZP 5.08/13/180 SN OR BX | 1943690000 | C.208 |
| BLZP 5.08/13/180F SN BK BX | 1944440000 | C.209 |
| BLZP 5.08/13/180F SN OR BX | 1944200000 | C.209 |
| BLZP 5.08/13/180LR SN BK BX | 1945170000 | C.209 |
| BLZP 5.08/13/180LR SN OR BX | 1944940000 | C.209 |
| BLZP 5.08/13/225 SN BK BX | 1946670000 | C.214 |
| BLZP 5.08/13/225 SN OR BX | 1946360000 | C.214 |
| BLZP 5.08/13/225B SN BK BX | 1946090000 | C.215 |
| BLZP 5.08/13/225B SN OR BX | 1945860000 | C.215 |
| BLZP 5.08/13/270 SN BK BX | 1949130000 | C.212 |
| BLZP 5.08/13/270 SN OR BX | 1948900000 | C.212 |
| BLZP 5.08/13/270F SN BK BX | 1950700000 | C.213 |
| BLZP 5.08/13/270F SN OR BX | 1950420000 | C.213 |
| BLZP 5.08/13/270LR SN BK BX | 1947870000 | C.213 |
| BLZP 5.08/13/270LR SN OR BX | 1947640000 | C.213 |
| BLZP 5.08/13/90 SN BK BX | 1948350000 | C.210 |
| BLZP 5.08/13/90 SN OR BX | 1948120000 | C.210 |
| BLZP 5.08/13/90F SN BK BX | 1950150000 | C.211 |
| BLZP 5.08/13/90F SN OR BX | 1949910000 | C.211 |
| BLZP 5.08/13/90LR SN BK BX | 1087140000 | C.211 |
| BLZP 5.08/13/90LR SN OR BX | 1087360000 | C.211 |
| BLZP 5.08/14/180 SN BK BX | 1943930000 | C.208 |
| BLZP 5.08/14/180 SN OR BX | 1943700000 | C.208 |
| BLZP 5.08/14/180F SN BK BX | 1944450000 | C.209 |
| BLZP 5.08/14/180F SN OR BX | 1944210000 | C.209 |
| BLZP 5.08/14/180LR SN BK BX | 1945180000 | C.209 |
| BLZP 5.08/14/180LR SN OR BX | 1944950000 | C.209 |
| BLZP 5.08/14/225 SN BK BX | 1946680000 | C.214 |
| BLZP 5.08/14/225 SN OR BX | 1946370000 | C.214 |
| BLZP 5.08/14/225B SN BK BX | 1946100000 | C.215 |
| BLZP 5.08/14/225B SN OR BX | 1945870000 | C.215 |
| BLZP 5.08/14/270 SN BK BX | 1949140000 | C.212 |
| BLZP 5.08/14/270 SN OR BX | 1948910000 | C.212 |
| BLZP 5.08/14/270F SN BK BX | 1950710000 | C.213 |
| BLZP 5.08/14/270F SN OR BX | 1950430000 | C.213 |
| BLZP 5.08/14/270LR SN BK BX | 1947880000 | C.213 |
| BLZP 5.08/14/270LR SN OR BX | 1947650000 | C.213 |
| BLZP 5.08/14/90 SN BK BX | 1948360000 | C.210 |
| BLZP 5.08/14/90 SN OR BX | 1948130000 | C.210 |
| BLZP 5.08/14/90F SN BK BX | 1950160000 | C.211 |
| BLZP 5.08/14/90F SN OR BX | 1949920000 | C.211 |
| BLZP 5.08/14/90LR SN BK BX | 1087150000 | C.211 |
| BLZP 5.08/14/90LR SN OR BX | 1087370000 | C.211 |
| BLZP 5.08/15/180 SN BK BX | 1943940000 | C.208 |
| BLZP 5.08/15/180 SN OR BX | 1943710000 | C.208 |
| BLZP 5.08/15/180F SN BK BX | 1944460000 | C.209 |
| BLZP 5.08/15/180F SN OR BX | 1944220000 | C.209 |
| BLZP 5.08/15/180LR SN BK BX | 1945190000 | C.209 |
| BLZP 5.08/15/180LR SN OR BX | 1944960000 | C.209 |
| BLZP 5.08/15/225 SN BK BX | 1946690000 | C.214 |
| BLZP 5.08/15/225 SN OR BX | 1946380000 | C.214 |
| BLZP 5.08/15/225B SN BK BX | 1946110000 | C.215 |
| BLZP 5.08/15/225B SN OR BX | 1945880000 | C.215 |
| BLZP 5.08/15/270 SN BK BX | 1949150000 | C.212 |
| BLZP 5.08/15/270 SN OR BX | 1948920000 | C.212 |
| BLZP 5.08/15/270F SN BK BX | 1950720000 | C.213 |
| BLZP 5.08/15/270F SN OR BX | 1950440000 | C.213 |
| BLZP 5.08/15/270LR SN BK BX | 1947890000 | C.213 |
| BLZP 5.08/15/270LR SN OR BX | 1947660000 | C.213 |
| BLZP 5.08/15/90 SN BK BX | 1948370000 | C.210 |
| BLZP 5.08/15/90 SN OR BX | 1948140000 | C.210 |
| BLZP 5.08/15/90F SN BK BX | 1950170000 | C.211 |
| BLZP 5.08/15/90F SN OR BX | 1949930000 | C.211 |
| BLZP 5.08/15/90LR SN BK BX | 1087160000 | C.211 |
| BLZP 5.08/15/90LR SN OR BX | 1087380000 | C.211 |
| BLZP 5.08/16/180 SN BK BX | 1943950000 | C.208 |
| BLZP 5.08/16/180 SN OR BX | 1943720000 | C.208 |
| BLZP 5.08/16/180F SN BK BX | 1944470000 | C.209 |
| BLZP 5.08/16/180F SN OR BX | 1944230000 | C.209 |
| BLZP 5.08/16/180LR SN BK BX | 1945200000 | C.209 |
| BLZP 5.08/16/180LR SN OR BX | 1944970000 | C.209 |
| BLZP 5.08/16/225 SN BK BX | 1946700000 | C.214 |
| BLZP 5.08/16/225 SN OR BX | 1946390000 | C.214 |
| BLZP 5.08/16/225B SN BK BX | 1946120000 | C.215 |
| BLZP 5.08/16/225B SN OR BX | 1945890000 | C.215 |
| BLZP 5.08/16/270 SN BK BX | 1949160000 | C.212 |
| BLZP 5.08/16/270 SN OR BX | 1948930000 | C.212 |
| BLZP 5.08/16/270F SN BK BX | 1950730000 | C.213 |
| BLZP 5.08/16/270F SN OR BX | 1950450000 | C.213 |
| BLZP 5.08/16/270LR SN BK BX | 1947900000 | C.213 |
| BLZP 5.08/16/270LR SN OR BX | 1947670000 | C.213 |
| BLZP 5.08/16/90 SN BK BX | 1948380000 | C.210 |
| BLZP 5.08/16/90 SN OR BX | 1948150000 | C.210 |
| BLZP 5.08/16/90F SN BK BX | 1950180000 | C.211 |
| BLZP 5.08/16/90F SN OR BX | 1949940000 | C.211 |
| BLZP 5.08/16/90LR SN BK BX | 1068510000 | C.211 |
| BLZP 5.08/16/90LR SN OR BX | 1087390000 | C.211 |
| BLZP 5.08/17/180 SN BK BX | 1943960000 | C.208 |
| BLZP 5.08/17/180 SN OR BX | 1943730000 | C.208 |
| BLZP 5.08/17/180F SN BK BX | 1944480000 | C.209 |
| BLZP 5.08/17/180F SN OR BX | 1944240000 | C.209 |
| BLZP 5.08/17/180LR SN BK BX | 1945210000 | C.209 |
| BLZP 5.08/17/180LR SN OR BX | 1944980000 | C.209 |
| BLZP 5.08/17/225 SN BK BX | 1946710000 | C.214 |
| BLZP 5.08/17/225 SN OR BX | 1946400000 | C.214 |
| BLZP 5.08/17/225B SN BK BX | 1946130000 | C.215 |
| BLZP 5.08/17/225B SN OR BX | 1945900000 | C.215 |
| BLZP 5.08/17/270 SN BK BX | 1949170000 | C.212 |
| BLZP 5.08/17/270 SN OR BX | 1948940000 | C.212 |
| BLZP 5.08/17/270F SN BK BX | 1950740000 | C.213 |
| BLZP 5.08/17/270F SN OR BX | 1950460000 | C.213 |
| BLZP 5.08/17/270LR SN BK BX | 1947910000 | C.213 |
| BLZP 5.08/17/270LR SN OR BX | 1947680000 | C.213 |
| BLZP 5.08/17/90 SN BK BX | 1948390000 | C.210 |
| BLZP 5.08/17/90 SN OR BX | 1948160000 | C.210 |
| BLZP 5.08/17/90F SN BK BX | 1950190000 | C.211 |
| BLZP 5.08/17/90F SN OR BX | 1949950000 | C.211 |
| BLZP 5.08/17/90LR SN BK BX | 1087170000 | C.211 |
| BLZP 5.08/17/90LR SN OR BX | 1087400000 | C.211 |
| BLZP 5.08/18/180 SN BK BX | 1943970000 | C.208 |
| BLZP 5.08/18/180 SN OR BX | 1943740000 | C.208 |
| BLZP 5.08/18/180F SN BK BX | 1944490000 | C.209 |
| BLZP 5.08/18/180F SN OR BX | 1944250000 | C.209 |
| BLZP 5.08/18/180LR SN BK BX | 1945220000 | C.209 |
| BLZP 5.08/18/180LR SN OR BX | 1944990000 | C.209 |
| BLZP 5.08/18/225 SN BK BX | 1946720000 | C.214 |
| BLZP 5.08/18/225 SN OR BX | 1946410000 | C.214 |
| BLZP 5.08/18/225B SN BK BX | 1946140000 | C.215 |
| BLZP 5.08/18/225B SN OR BX | 1945910000 | C.215 |
| BLZP 5.08/18/270 SN BK BX | 1949180000 | C.212 |
| BLZP 5.08/18/270 SN OR BX | 1948950000 | C.212 |
| BLZP 5.08/18/270F SN BK BX | 1950750000 | C.213 |
| BLZP 5.08/18/270F SN OR BX | 1950470000 | C.213 |
| BLZP 5.08/18/270LR SN BK BX | 1947920000 | C.213 |
| BLZP 5.08/18/270LR SN OR BX | 1947690000 | C.213 |
| BLZP 5.08/18/90 SN BK BX | 1948400000 | C.210 |
| BLZP 5.08/18/90 SN OR BX | 1948170000 | C.210 |
| BLZP 5.08/18/90F SN BK BX | 1950200000 | C.211 |
| BLZP 5.08/18/90F SN OR BX | 1949960000 | C.211 |
| BLZP 5.08/18/90LR SN BK BX | 1087180000 | C.211 |
| BLZP 5.08/18/90LR SN OR BX | 1087410000 | C.211 |
| BLZP 5.08/19/180 SN BK BX | 1943980000 | C.208 |
| BLZP 5.08/19/180 SN OR BX | 1943750000 | C.208 |
| BLZP 5.08/19/180F SN BK BX | 1944500000 | C.209 |
| BLZP 5.08/19/180F SN OR BX | 1944260000 | C.209 |
| BLZP 5.08/19/180LR SN BK BX | 1945230000 | C.209 |
| BLZP 5.08/19/180LR SN OR BX | 1945000000 | C.209 |
| BLZP 5.08/19/225 SN BK BX | 1946730000 | C.214 |
| BLZP 5.08/19/225 SN OR BX | 1946420000 | C.214 |
| BLZP 5.08/19/225B SN BK BX | 1946150000 | C.215 |
| BLZP 5.08/19/225B SN OR BX | 1945920000 | C.215 |
| BLZP 5.08/19/270 SN BK BX | 1949190000 | C.212 |
| BLZP 5.08/19/270 SN OR BX | 1948960000 | C.212 |
| BLZP 5.08/19/270F SN BK BX | 1950760000 | C.213 |
| BLZP 5.08/19/270F SN OR BX | 1950480000 | C.213 |
| BLZP 5.08/19/270LR SN BK BX | 1947930000 | C.213 |
| BLZP 5.08/19/270LR SN OR BX | 1947700000 | C.213 |
| BLZP 5.08/19/90 SN BK BX | 1948410000 | C.210 |
| BLZP 5.08/19/90 SN OR BX | 1948180000 | C.210 |
| BLZP 5.08/19/90F SN BK BX | 1950210000 | C.211 |
| BLZP 5.08/19/90F SN OR BX | 1949970000 | C.211 |
| BLZP 5.08/19/90LR SN BK BX | 1087190000 | C.211 |
| BLZP 5.08/19/90LR SN OR BX | 1087420000 | C.211 |
| BLZP 5.08/20/180 SN BK BX | 1943990000 | C.208 |
| BLZP 5.08/20/180 SN OR BX | 1943760000 | C.208 |
| BLZP 5.08/20/180F SN BK BX | 1944510000 | C.209 |
| BLZP 5.08/20/180F SN OR BX | 1944270000 | C.209 |
| BLZP 5.08/20/180LR SN BK BX | 1945240000 | C.209 |
| BLZP 5.08/20/180LR SN OR BX | 1945010000 | C.209 |
| BLZP 5.08/20/225 SN BK BX | 1946740000 | C.214 |
| BLZP 5.08/20/225 SN OR BX | 1946430000 | C.214 |
| BLZP 5.08/20/225B SN BK BX | 1946160000 | C.215 |
| BLZP 5.08/20/225B SN OR BX | 1945930000 | C.215 |
| BLZP 5.08/20/270 SN BK BX | 1949200000 | C.212 |
| BLZP 5.08/20/270 SN OR BX | 1948970000 | C.212 |
| BLZP 5.08/20/270F SN BK BX | 1950770000 | C.213 |
| BLZP 5.08/20/270F SN OR BX | 1950490000 | C.213 |
| BLZP 5.08/20/270LR SN BK BX | 1947940000 | C.213 |
| BLZP 5.08/20/270LR SN OR BX | 1947710000 | C.213 |
| BLZP 5.08/20/90 SN BK BX | 1948420000 | C.210 |
| BLZP 5.08/20/90 SN OR BX | 1948190000 | C.210 |
| BLZP 5.08/20/90F SN BK BX | 1950220000 | C.211 |
| BLZP 5.08/20/90F SN OR BX | 1949980000 | C.211 |
| BLZP 5.08/20/90LR SN BK BX | 1087200000 | C.211 |
| BLZP 5.08/20/90LR SN OR BX | 1087430000 | C.211 |
| BLZP 5.08/21/180 SN BK BX | 1944000000 | C.208 |
| BLZP 5.08/21/180 SN OR BX | 1943770000 | C.208 |
| BLZP 5.08/21/180F SN BK BX | 1944520000 | C.209 |
| BLZP 5.08/21/180F SN OR BX | 1944280000 | C.209 |
| BLZP 5.08/21/180LR SN BK BX | 1945250000 | C.209 |
| BLZP 5.08/21/180LR SN OR BX | 1945020000 | C.209 |
| BLZP 5.08/21/225 SN BK BX | 1946750000 | C.214 |
| BLZP 5.08/21/225 SN OR BX | 1946440000 | C.214 |
| BLZP 5.08/21/225B SN BK BX | 1946170000 | C.215 |
| BLZP 5.08/21/225B SN OR BX | 1945940000 | C.215 |
| BLZP 5.08/21/270 SN BK BX | 1949210000 | C.212 |
| BLZP 5.08/21/270 SN OR BX | 1948980000 | C.212 |
| BLZP 5.08/21/270F SN BK BX | 1950780000 | C.213 |
| BLZP 5.08/21/270F SN OR BX | 1950500000 | C.213 |
| BLZP 5.08/21/270LR SN BK BX | 1947950000 | C.213 |
| BLZP 5.08/21/270LR SN OR BX | 1947720000 | C.213 |
| BLZP 5.08/21/90 SN BK BX | 1948430000 | C.210 |
| BLZP 5.08/21/90 SN OR BX | 1948200000 | C.210 |
| BLZP 5.08/21/90F SN BK BX | 1950230000 | C.211 |
| BLZP 5.08/21/90F SN OR BX | 1949990000 | C.211 |
| BLZP 5.08/21/90LR SN BK BX | 1087210000 | C.211 |
| BLZP 5.08/21/90LR SN OR BX | 1087440000 | C.211 |
| BLZP 5.08/22/180 SN BK BX | 1944010000 | C.208 |
| BLZP 5.08/22/180 SN OR BX | 1943780000 | C.208 |
| BLZP 5.08/22/180F SN BK BX | 1944530000 | C.209 |
| BLZP 5.08/22/180F SN OR BX | 1944290000 | C.209 |
| BLZP 5.08/22/180LR SN BK BX | 1945260000 | C.209 |
| BLZP 5.08/22/180LR SN OR BX | 1945030000 | C.209 |
| BLZP 5.08/22/225 SN BK BX | 1946760000 | C.214 |
| BLZP 5.08/22/225 SN OR BX | 1946450000 | C.214 |
| BLZP 5.08/22/225B SN BK BX | 1946180000 | C.215 |
| BLZP 5.08/22/225B SN OR BX | 1945950000 | C.215 |
| BLZP 5.08/22/270 SN BK BX | 1949220000 | C.212 |
| BLZP 5.08/22/270 SN OR BX | 1948990000 | C.212 |
| BLZP 5.08/22/270F SN BK BX | 1950790000 | C.213 |
| BLZP 5.08/22/270F SN OR BX | 1950510000 | C.213 |
| BLZP 5.08/22/270LR SN BK BX | 1947960000 | C.213 |
| BLZP 5.08/22/270LR SN OR BX | 1947730000 | C.213 |
| BLZP 5.08/22/90 SN BK BX | 1948440000 | C.210 |
| BLZP 5.08/22/90 SN OR BX | 1948210000 | C.210 |
| BLZP 5.08/22/90F SN BK BX | 1950240000 | C.211 |
| BLZP 5.08/22/90F SN OR BX | 1950010000 | C.211 |
| BLZP 5.08/22/90LR SN BK BX | 1087220000 | C.211 |
| BLZP 5.08/22/90LR SN OR BX | 1087450000 | C.211 |
| BLZP 5.08/23/180 SN BK BX | 1944020000 | C.208 |
| BLZP 5.08/23/180 SN OR BX | 1943790000 | C.208 |
| BLZP 5.08/23/180F SN BK BX | 1944540000 | C.209 |
| BLZP 5.08/23/180F SN OR BX | 1944300000 | C.209 |
| BLZP 5.08/23/180LR SN BK BX | 1945270000 | C.209 |
| BLZP 5.08/23/180LR SN OR BX | 1945040000 | C.209 |
| BLZP 5.08/23/225 SN BK BX | 1946770000 | C.214 |
| BLZP 5.08/23/225 SN OR BX | 1946460000 | C.214 |
| BLZP 5.08/23/225B SN BK BX | 1946190000 | C.215 |
| BLZP 5.08/23/225B SN OR BX | 1945960000 | C.215 |
| BLZP 5.08/23/270 SN BK BX | 1949230000 | C.212 |
| BLZP 5.08/23/270 SN OR BX | 1949000000 | C.212 |
| BLZP 5.08/23/270F SN BK BX | 1950800000 | C.213 |
| BLZP 5.08/23/270F SN OR BX | 1950520000 | C.213 |
| BLZP 5.08/23/270LR SN BK BX | 1947970000 | C.213 |
| BLZP 5.08/23/270LR SN OR BX | 1947740000 | C.213 |
| BLZP 5.08/23/90 SN BK BX | 1948450000 | C.210 |
| BLZP 5.08/23/90 SN OR BX | 1948220000 | C.210 |
| BLZP 5.08/23/90F SN BK BX | 1950250000 | C.211 |
| BLZP 5.08/23/90F SN OR BX | 1950020000 | C.211 |
| BLZP 5.08/23/90LR SN BK BX | 1087230000 | C.211 |
| BLZP 5.08/23/90LR SN OR BX | 1087460000 | C.211 |
| BLZP 5.08/24/180 SN BK BX | 1944030000 | C.208 |
| BLZP 5.08/24/180 SN OR BX | 1943800000 | C.208 |
| BLZP 5.08/24/180F SN BK BX | 1944550000 | C.209 |
| BLZP 5.08/24/180F SN OR BX | 1944310000 | C.209 |
| BLZP 5.08/24/180LR SN BK BX | 1945280000 | C.209 |
| BLZP 5.08/24/180LR SN OR BX | 1945050000 | C.209 |
| BLZP 5.08/24/225 SN BK BX | 1946780000 | C.214 |
| BLZP 5.08/24/225 SN OR BX | 1946480000 | C.214 |
| BLZP 5.08/24/225B SN BK BX | 1946200000 | C.215 |
| BLZP 5.08/24/225B SN OR BX | 1945970000 | C.215 |
| BLZP 5.08/24/270 SN BK BX | 1949240000 | C.212 |
| BLZP 5.08/24/270 SN OR BX | 1949010000 | C.212 |
| BLZP 5.08/24/270F SN BK BX | 1950810000 | C.213 |
| BLZP 5.08/24/270F SN OR BX | 1950540000 | C.213 |
| BLZP 5.08/24/270LR SN BK BX | 1947980000 | C.213 |
| BLZP 5.08/24/270LR SN OR BX | 1947750000 | C.213 |
| BLZP 5.08/24/90 SN BK BX | 1948460000 | C.210 |
| BLZP 5.08/24/90 SN OR BX | 1948230000 | C.210 |
| BLZP 5.08/24/90F SN BK BX | 1950260000 | C.211 |
| BLZP 5.08/24/90F SN OR BX | 1950030000 | C.211 |
| BLZP 5.08/24/90LR SN BK BX | 1087240000 | C.211 |
| BLZP 5.08/24/90LR SN OR BX | 1087470000 | C.211 |
| BUZ 10.16HP/02/180 AG BK BX | 1924540000 | F.118 |
| BUZ 10.16HP/02/180F AG BK BX | 1924620000 | F.119 |
| BUZ 10.16HP/02/180SF AG BK BX | 1924700000 | F.119 |
| BUZ 10.16HP/03/180 AG BK BX | 1924550000 | F.118 |
| BUZ 10.16HP/03/180F AG BK BX | 1924630000 | F.119 |
| BUZ 10.16HP/03/180SF AG BK BX | 1924710000 | F.119 |
| BUZ 10.16HP/04/180 AG BK BX | 1924560000 | F.118 |
| BUZ 10.16HP/04/180F AG BK BX | 1924640000 | F.119 |
| BUZ 10.16HP/04/180SF AG BK BX | 1924720000 | F.119 |
| BUZ 10.16HP/05/180 AG BK BX | 1924570000 | F.118 |
| BUZ 10.16HP/05/180F AG BK BX | 1924650000 | F.119 |
| BUZ 10.16HP/05/180SF AG BK BX | 1924740000 | F.119 |
| BUZ 10.16HP/06/180 AG BK BX | 1924580000 | F.118 |
| BUZ 10.16HP/06/180F AG BK BX | 1924660000 | F.119 |
| BUZ 10.16HP/06/180SF AG BK BX | 1924750000 | F.119 |
| BUZ 10.16HP/07/180 AG BK BX | 1924590000 | F.118 |
| BUZ 10.16HP/07/180F AG BK BX | 1924670000 | F.119 |
| BUZ 10.16HP/07/180SF AG BK BX | 1924760000 | F.119 |
| BUZ 10.16HP/08/180 AG BK BX | 1924600000 | F.118 |
| BUZ 10.16HP/08/180F AG BK BX | 1924680000 | F.119 |
| BUZ 10.16HP/08/180SF AG BK BX | 1924770000 | F.119 |
| BUZ 10.16HP/09/180 AG BK BX | 1924610000 | F.118 |
| BUZ 10.16HP/09/180F AG BK BX | 1924690000 | F.119 |
| BUZ 10.16HP/09/180SF AG BK BX | 1924780000 | F.119 |
| BUZ 10.16IT/02/180MF AG BK BX | 1156600000 | F.22 |
| BUZ 10.16IT/03/180MF2 AG BK BX | 1156610000 | F.22 |
| BUZ 10.16IT/03/180MF3 AG BK BX | 1156620000 | F.23 |
| BUZ 10.16IT/04/180MF2 AG BK BX | 1156630000 | F.22 |





«ЭЛЕКТРО-ПРОФИ» - http://www.ep.ru

| Type | Order No. | Page |
|---|---|---|
| BUZ 10.16IT/04/180MF4 AG BK BX | 1156640000 | F.23 |
| BV/SV 7.62HP KO | 1937590000 | H.4 |
| BV/SV 7.62HP/02 ZE GR | 1937550000 | H.2 |
| BV/SV 7.62HP/04 ZE GR | 1937560000 | H.2 |
| BV/SV7.62HP MOFU GR | 1937600000 | F.12 |
| BV/SV7.62HP MOFU GR | 1937600000 | F.14 |
| BVF 7.62HP SH150 4-6 KIT | 1118480000 | H.3 |
| BVF 7.62HP SH180 4-6 KIT | 1118470000 | H.3 |
| BVF 7.62HP SH210 4-6 KIT | 1118490000 | H.3 |
| BVF 7.62HP/02/180 BCF/04R SN BK BX | 1080550000 | F.102 |
| BVF 7.62HP/02/180 BCF/06R SN BK BX | 1080320000 | F.102 |
| BVF 7.62HP/02/180 BCF/08R SN BK BX | 1156440000 | F.102 |
| BVF 7.62HP/02/180 SN BK BX | 1060390000 | F.86 |
| BVF 7.62HP/02/180F SN BK BX | 1060440000 | F.87 |
| BVF 7.62HP/02/180MF BCF/04R SN BK BX | 1081610000 | F.103 |
| BVF 7.62HP/02/180MF BCF/06R SN BK BX | 1081030000 | F.103 |
| BVF 7.62HP/02/180MF BCF/08R SN BK BX | 1157090000 | F.103 |
| BVF 7.62HP/02/180MF SN BK BX | 1060550000 | F.88 |
| BVF 7.62HP/02/180MSF BCF/04R SN BK BX | 1081930000 | F.104 |
| BVF 7.62HP/02/180MSF BCF/06R SN BK BX | 1082080000 | F.104 |
| BVF 7.62HP/02/180MSF BCF/08R SN BK BX | 1157100000 | F.104 |
| BVF 7.62HP/02/180MSF SN BK BX | 1060630000 | F.90 |
| BVF 7.62HP/02/180SF SN BK BX | 1060500000 | F.87 |
| BVF 7.62HP/03/180 BCF/04R SN BK BX | 1080490000 | F.102 |
| BVF 7.62HP/03/180 BCF/06R SN BK BX | 1080570000 | F.102 |
| BVF 7.62HP/03/180 BCF/08R SN BK BX | 1156450000 | F.102 |
| BVF 7.62HP/03/180 SN BK BX | 1060400000 | F.86 |
| BVF 7.62HP/03/180F SN BK BX | 1060450000 | F.87 |
| BVF 7.62HP/03/180MF2 BCF/04R SN BK BX | 1157110000 | F.103 |
| BVF 7.62HP/03/180MF2 BCF/06R SN BK BX | 1157120000 | F.103 |
| BVF 7.62HP/03/180MF2 BCF/08R SN BK BX | 1157130000 | F.103 |
| BVF 7.62HP/03/180MF2 SN BK BX | 1060570000 | F.88 |
| BVF 7.62HP/03/180MF3 BCF/04R SN BK BX | 1081630000 | F.103 |
| BVF 7.62HP/03/180MF3 BCF/06R SN BK BX | 1081720000 | F.103 |
| BVF 7.62HP/03/180MF3 BCF/08R SN BK BX | 1157170000 | F.103 |
| BVF 7.62HP/03/180MF3 SN BK BX | 1060580000 | F.89 |
| BVF 7.62HP/03/180MSF2 BCF/04R SN BK BX | 1157440000 | F.104 |
| BVF 7.62HP/03/180MSF2 BCF/06R SN BK BX | 1157450000 | F.104 |
| BVF 7.62HP/03/180MSF2 BCF/08R SN BK BX | 1157470000 | F.104 |
| BVF 7.62HP/03/180MSF2 SN BK BX | 1060640000 | F.90 |
| BVF 7.62HP/03/180MSF3 BCF/04R SN BK BX | 1082110000 | F.104 |
| BVF 7.62HP/03/180MSF3 BCF/06R SN BK BX | 1081730000 | F.104 |
| BVF 7.62HP/03/180MSF3 BCF/08R SN BK BX | 1157190000 | F.104 |
| BVF 7.62HP/03/180MSF3 SN BK BX | 1060650000 | F.91 |
| BVF 7.62HP/03/180SF SN BK BX | 1060510000 | F.87 |
| BVF 7.62HP/04/180 BCF/04R SN BK BX | 1080510000 | F.102 |
| BVF 7.62HP/04/180 BCF/06R SN BK BX | 1080440000 | F.102 |
| BVF 7.62HP/04/180 BCF/08R SN BK BX | 1156470000 | F.102 |
| BVF 7.62HP/04/180 SN BK BX | 1060410000 | F.86 |
| BVF 7.62HP/04/180F SN BK BX | 1060470000 | F.87 |
| BVF 7.62HP/04/180MF SN BK BX | 1060590000 | F.89 |
| BVF 7.62HP/04/180MF4 BCF/04R SN BK BX | 1081150000 | F.103 |
| BVF 7.62HP/04/180MF4 BCF/06R SN BK BX | 1082020000 | F.103 |
| BVF 7.62HP/04/180MF4 BCF/08R SN BK BX | 1157200000 | F.103 |
| BVF 7.62HP/04/180MSF SN BK BX | 1060670000 | F.91 |
| BVF 7.62HP/04/180MSF4 BCF/04R SN BK BX | 1081660000 | F.104 |
| BVF 7.62HP/04/180MSF4 BCF/06R SN BK BX | 1081750000 | F.104 |
| BVF 7.62HP/04/180MSF4 BCF/08R SN BK BX | 1157210000 | F.104 |
| BVF 7.62HP/04/180SF SN BK BX | 1060520000 | F.87 |
| BVF 7.62HP/05/180 BCF/08R SN BK BX | 1156480000 | F.102 |
| BVF 7.62HP/05/180 SN BK BX | 1060420000 | F.86 |
| BVF 7.62HP/05/180F SN BK BX | 1060480000 | F.87 |
| BVF 7.62HP/05/180MF3 BCF/04R SN BK BX | 1157220000 | F.103 |
| BVF 7.62HP/05/180MF3 BCF/06R SN BK BX | 1157230000 | F.103 |
| BVF 7.62HP/05/180MF3 BCF/08R SN BK BX | 1157240000 | F.103 |
| BVF 7.62HP/05/180MF3 SN BK BX | 1060600000 | F.89 |
| BVF 7.62HP/05/180MF4 BCF/04R SN BK BX | 1082140000 | F.103 |
| BVF 7.62HP/05/180MF4 BCF/06R SN BK BX | 1081760000 | F.103 |
| BVF 7.62HP/05/180MF4 BCF/08R SN BK BX | 1157250000 | F.103 |
| BVF 7.62HP/05/180MF4 SN BK BX | 1060610000 | F.89 |
| BVF 7.62HP/05/180MSF3 BCF/04R SN BK BX | 1157270000 | F.104 |
| BVF 7.62HP/05/180MSF3 BCF/06R SN BK BX | 1157280000 | F.104 |
| BVF 7.62HP/05/180MSF3 BCF/08R SN BK BX | 1157290000 | F.104 |
| BVF 7.62HP/05/180MSF3 SN BK BX | 1060680000 | F.91 |
| BVF 7.62HP/05/180MSF4 BCF/08R SN BK BX | 1157300000 | F.104 |
| BVF 7.62HP/05/180MSF4 SN BK BX | 1060690000 | F.91 |
| BVF 7.62HP/05/180SF SN BK BX | 1060530000 | F.87 |
| BVF 7.62HP/06/180F SN BK BX | 1060490000 | F.87 |
| BVF 7.62HP/06/180SF SN BK BX | 1060540000 | F.87 |
| BVL 7.62HP/02/180 3.5SN BK BX | 1928610000 | F.94 |
| BVL 7.62HP/02/180FI 3.5SN BK BX | 1928730000 | F.95 |
| BVL 7.62HP/02/180SFI 3.5SN BK BX | 1928840000 | F.95 |
| BVL 7.62HP/02/270 3.5SN BK BX | 1929300000 | F.96 |
| BVL 7.62HP/02/270FI 3.5SN BK BX | 1929410000 | F.97 |
| BVL 7.62HP/02/270SFI 3.5SN BK BX | 1929520000 | F.97 |
| BVL 7.62HP/02/90 3.5SN BK BX | 1928280000 | F.92 |
| BVL 7.62HP/02/90FI 3.5SN BK BX | 1928390000 | F.93 |
| BVL 7.62HP/02/90SFI 3.5SN BK BX | 1928500000 | F.93 |
| BVL 7.62HP/03/180 3.5SN BK BX | 1928620000 | F.94 |
| BVL 7.62HP/03/180FI 3.5SN BK BX | 1928740000 | F.95 |
| BVL 7.62HP/03/180SFI 3.5SN BK BX | 1928850000 | F.95 |
| BVL 7.62HP/03/270 3.5SN BK BX | 1929310000 | F.96 |
| BVL 7.62HP/03/270FI 3.5SN BK BX | 1929420000 | F.97 |
| BVL 7.62HP/03/270SFI 3.5SN BK BX | 1929530000 | F.97 |
| BVL 7.62HP/03/90 3.5SN BK BX | 1928290000 | F.92 |
| BVL 7.62HP/03/90FI 3.5SN BK BX | 1928400000 | F.93 |
| BVL 7.62HP/03/90SFI 3.5SN BK BX | 1928510000 | F.93 |
| BVL 7.62HP/04/180 3.5SN BK BX | 1928630000 | F.94 |
| BVL 7.62HP/04/180FI 3.5SN BK BX | 1928750000 | F.95 |
| BVL 7.62HP/04/180SFI 3.5SN BK BX | 1928860000 | F.95 |
| BVL 7.62HP/04/270 3.5SN BK BX | 1929320000 | F.96 |
| BVL 7.62HP/04/270FI 3.5SN BK BX | 1929430000 | F.97 |
| BVL 7.62HP/04/270SFI 3.5SN BK BX | 1929540000 | F.97 |
| BVL 7.62HP/04/90 3.5SN BK BX | 1928300000 | F.92 |
| BVL 7.62HP/04/90FI 3.5SN BK BX | 1928410000 | F.93 |
| BVL 7.62HP/04/90SFI 3.5SN BK BX | 1928520000 | F.93 |
| BVL 7.62HP/05/180 3.5SN BK BX | 1928650000 | F.94 |
| BVL 7.62HP/05/180FI 3.5SN BK BX | 1928760000 | F.95 |
| BVL 7.62HP/05/180SFI 3.5SN BK BX | 1928870000 | F.95 |
| BVL 7.62HP/05/270 3.5SN BK BX | 1929330000 | F.96 |
| BVL 7.62HP/05/270FI 3.5SN BK BX | 1929440000 | F.97 |
| BVL 7.62HP/05/270SFI 3.5SN BK BX | 1929550000 | F.97 |
| BVL 7.62HP/05/90 3.5SN BK BX | 1928310000 | F.92 |
| BVL 7.62HP/05/90FI 3.5SN BK BX | 1928420000 | F.93 |
| BVL 7.62HP/05/90SFI 3.5SN BK BX | 1928530000 | F.93 |
| BVL 7.62HP/06/180 3.5SN BK BX | 1928660000 | F.94 |
| BVL 7.62HP/06/180FI 3.5SN BK BX | 1928770000 | F.95 |
| BVL 7.62HP/06/180SFI 3.5SN BK BX | 1928900000 | F.95 |
| BVL 7.62HP/06/270 3.5SN BK BX | 1929340000 | F.96 |
| BVL 7.62HP/06/270FI 3.5SN BK BX | 1929450000 | F.97 |
| BVL 7.62HP/06/270SFI 3.5SN BK BX | 1929560000 | F.97 |
| BVL 7.62HP/06/90 3.5SN BK BX | 1928320000 | F.92 |
| BVL 7.62HP/06/90FI 3.5SN BK BX | 1928430000 | F.93 |
| BVL 7.62HP/06/90SFI 3.5SN BK BX | 1928540000 | F.93 |
| BVL 7.62HP/07/180 3.5SN BK BX | 1928670000 | F.94 |
| BVL 7.62HP/07/180FI 3.5SN BK BX | 1928780000 | F.95 |
| BVL 7.62HP/07/180SFI 3.5SN BK BX | 1928910000 | F.95 |
| BVL 7.62HP/07/270 3.5SN BK BX | 1929350000 | F.96 |
| BVL 7.62HP/07/270FI 3.5SN BK BX | 1929460000 | F.97 |
| BVL 7.62HP/07/270SFI 3.5SN BK BX | 1929570000 | F.97 |
| BVL 7.62HP/07/90 3.5SN BK BX | 1928330000 | F.92 |
| BVL 7.62HP/07/90FI 3.5SN BK BX | 1928440000 | F.93 |
| BVL 7.62HP/07/90SFI 3.5SN BK BX | 1928550000 | F.93 |
| BVZ 7.62HP/02/180 SN BK BX | 1929930000 | F.80 |
| BVZ 7.62HP/02/180F SN BK BX | 1930050000 | F.81 |
| BVZ 7.62HP/02/180SF SN BK BX | 1930160000 | F.81 |
| BVZ 7.62HP/02/180SFC SN BK BX | 1929740000 | F.81 |
| BVZ 7.62HP/03/180 SN BK BX | 1929940000 | F.80 |
| BVZ 7.62HP/03/180F SN BK BX | 1930060000 | F.81 |
| BVZ 7.62HP/03/180SF SN BK BX | 1930170000 | F.81 |
| BVZ 7.62HP/03/180SFC SN BK BX | 1929750000 | F.81 |
| BVZ 7.62HP/03/180SH150 SN BK BX | 1929850000 | F.82 |
| BVZ 7.62HP/03/180SH150C SN BK BX | 1929890000 | F.84 |
| BVZ 7.62HP/03/180SH180 SN BK BX | 1933340000 | F.83 |
| BVZ 7.62HP/03/180SH180C SN BK BX | 1933380000 | F.85 |
| BVZ 7.62HP/03/180SH210 SN BK BX | 1933430000 | F.83 |
| BVZ 7.62HP/03/180SH210C SN BK BX | 1933470000 | F.85 |
| BVZ 7.62HP/04/180 SN BK BX | 1929950000 | F.80 |
| BVZ 7.62HP/04/180F SN BK BX | 1930070000 | F.81 |
| BVZ 7.62HP/04/180SF SN BK BX | 1930180000 | F.81 |
| BVZ 7.62HP/04/180SFC SN BK BX | 1929760000 | F.81 |
| BVZ 7.62HP/04/180SH150 SN BK BX | 1929860000 | F.82 |
| BVZ 7.62HP/04/180SH150C SN BK BX | 1929900000 | F.84 |
| BVZ 7.62HP/04/180SH180 SN BK BX | 1933350000 | F.83 |
| BVZ 7.62HP/04/180SH180C SN BK BX | 1933390000 | F.85 |
| BVZ 7.62HP/04/180SH210 SN BK BX | 1933440000 | F.83 |
| BVZ 7.62HP/04/180SH210C SN BK BX | 1933480000 | F.85 |
| BVZ 7.62HP/05/180 SN BK BX | 1929960000 | F.80 |
| BVZ 7.62HP/05/180F SN BK BX | 1930080000 | F.81 |
| BVZ 7.62HP/05/180SF SN BK BX | 1930190000 | F.81 |
| BVZ 7.62HP/05/180SFC SN BK BX | 1929770000 | F.81 |
| BVZ 7.62HP/05/180SH150 SN BK BX | 1929870000 | F.82 |
| BVZ 7.62HP/05/180SH150C SN BK BX | 1929910000 | F.84 |
| BVZ 7.62HP/05/180SH180 SN BK BX | 1933360000 | F.83 |
| BVZ 7.62HP/05/180SH180C SN BK BX | 1933400000 | F.85 |
| BVZ 7.62HP/05/180SH210 SN BK BX | 1933450000 | F.83 |
| BVZ 7.62HP/05/180SH210C SN BK BX | 1933490000 | F.85 |
| BVZ 7.62HP/06/180 SN BK BX | 1929970000 | F.80 |
| BVZ 7.62HP/06/180F SN BK BX | 1930090000 | F.81 |
| BVZ 7.62HP/06/180SF SN BK BX | 1930200000 | F.81 |
| BVZ 7.62HP/06/180SFC SN BK BX | 1929780000 | F.81 |
| BVZ 7.62HP/06/180SH150 SN BK BX | 1929880000 | F.82 |
| BVZ 7.62HP/06/180SH150C SN BK BX | 1929920000 | F.84 |
| BVZ 7.62HP/06/180SH180 SN BK BX | 1933370000 | F.83 |
| BVZ 7.62HP/06/180SH180C SN BK BX | 1933410000 | F.85 |
| BVZ 7.62HP/06/180SH210 SN BK BX | 1933460000 | F.83 |
| BVZ 7.62HP/06/180SH210C SN BK BX | 1933500000 | F.85 |
| BVZ 7.62HP/07/180 SN BK BX | 1929980000 | F.80 |
| BVZ 7.62HP/07/180F SN BK BX | 1930100000 | F.81 |
| BVZ 7.62HP/07/180SF SN BK BX | 1930210000 | F.81 |
| BVZ 7.62HP/07/180SFC SN BK BX | 1929790000 | F.81 |
| BVZ 7.62IT/02/180MF SN BK BX | 1156710000 | F.16 |
| BVZ 7.62IT/03/180MF2 SN BK BX | 1156720000 | F.16 |
| BVZ 7.62IT/03/180MF3 SN BK BX | 1156730000 | F.17 |
| BVZ 7.62IT/04/180MF2 SN BK BX | 1156740000 | F.16 |
| BVZ 7.62IT/04/180MF4 SN BK BX | 1156750000 | F.17 |

## C

| | | |
|---|---|---|
| CAP 2 WAVEBOX 12,5 | 8428130000 | I.38 |
| CAP WAVEBOX L22,5/17,5 | 8428120000 | I.39 |
| CAP WAVEBOX L22,5/17,5 | 8428120000 | I.40 |
| CAP WAVEBOX L22,5/17,5 | 8428120000 | I.41 |
| CAP WAVEBOX L22,5/17,5 | 8428120000 | I.42 |
| CAP WAVEBOX L22,5/17,5 | 8428120000 | I.43 |
| CB1,6E14-12 AU,75 I3,5 | 1428900000 | C.254 |
| CB1,6E14-12 AU,75 I4,2 | 1582450000 | C.254 |
| CB1,6E14-12 SN I3,5 | 1429900000 | C.254 |
| CB1,6E14-12 SN I4,2 | 1582470000 | C.254 |
| CB1,6E18-16 AU,75 I2,5 | 1426900000 | C.254 |
| CB1,6E18-16 AU,75 I3,5 | 1582410000 | C.254 |
| CB1,6E18-16 SN I2,5 | 1427900000 | C.254 |
| CB1,6E18-16 SN I3,5 | 1582430000 | C.254 |
| CB1,6E22-20 AU,75 I1,8 | 1422900000 | C.254 |
| CB1,6E22-20 AU,75 I2,5 | 1424900000 | C.254 |
| CB1,6E22-20 SN I1,8 | 1423900000 | C.254 |
| CB1,6E22-20 SN I2,5 | 1425900000 | C.254 |
| CB1,6E26-24 AU,75 I1,4 | 1420900000 | C.254 |
| CB1,6E26-24 SN I1,4 | 1421900000 | C.254 |
| CB1,6R14-12 AU,75 I3,5 | 1428800000 | C.254 |
| CB1,6R14-12 AU,75 I4,2 | 1582460000 | C.254 |
| CB1,6R14-12 SN I3,5 | 1429800000 | C.254 |
| CB1,6R14-12 SN I4,2 | 1582480000 | C.254 |
| CB1,6R18-16 AU,75 I2,5 | 1426800000 | C.254 |
| CB1,6R18-16 AU,75 I3,5 | 1582420000 | C.254 |
| CB1,6R18-16 SN I2,5 | 1427800000 | C.254 |
| CB1,6R18-16 SN I3,5 | 1582440000 | C.254 |
| CB1,6R22-20 AU,75 I1,8 | 1422800000 | C.254 |
| CB1,6R22-20 AU,75 I2,5 | 1424800000 | C.254 |
| CB1,6R22-20 SN I1,8 | 1423800000 | C.254 |
| CB1,6R22-20 SN I2,5 | 1425800000 | C.254 |
| CB1,6R26-24 AU,75 I1,4 | 1420800000 | C.254 |
| CB1,6R26-24 SN I1,4 | 1421800000 | C.254 |
| CH20M AD SHL 5.00/04 BK | 1221310000 | I.21 |
| CH20M AD SHL 5.00/04 BK | 1221310000 | I.23 |
| CH20M AD SHL 5.00/04 BK | 1221310000 | I.25 |
| CH20M BUS 4.50/05 AU/250 | 1248220000 | I.33 |
| CH20M BUS 4.50/05 AU/500 | 1248230000 | I.33 |
| CH20M BUS 4.50/05 AU/750 | 1248240000 | I.33 |
| CH20M BUS-ADP TS 35/250 | 1248250000 | I.33 |
| CH20M BUS-ADP TS 35/500 | 1248260000 | I.33 |
| CH20M BUS-ADP TS 35/750 | 1248270000 | I.33 |
| CH20M BUS-AP LI TS 35X7.5 & 15 | 1193160000 | I.33 |
| CH20M BUS-AP RE TS 35X7.5 & 15 | 1193170000 | I.33 |
| CH20M BUS-PROFIL TS 35X15/250 | 1248180000 | I.33 |
| CH20M BUS-PROFIL TS 35X15/500 | 1248190000 | I.33 |
| CH20M BUS-PROFIL TS 35X15/750 | 1248210000 | I.33 |
| CH20M BUS-PROFIL TS 35X7.5/250 | 1248150000 | I.33 |
| CH20M BUS-PROFIL TS 35X7.5/500 | 1248160000 | I.33 |
| CH20M BUS-PROFIL TS 35X7.5/750 | 1248170000 | I.33 |
| CH20M12 B BK/BK | 1104170000 | I.16 |
| CH20M12 B BK/OR | 1104180000 | I.16 |
| CH20M12 B BUS BK/OR | 1176980000 | I.16 |
| CH20M12 B FE BK/OR | 1176990000 | I.16 |
| CH20M12 C BK | 1104240000 | I.17 |
| CH20M12 C TP | 1104250000 | I.17 |
| CH20M12 F BK | 1104190000 | I.17 |
| CH20M12 S PPP BK | 1174280000 | I.16 |
| CH20M12 S PPSC BK | 1104200000 | I.16 |
| CH20M12 S PSCSC BK | 1104210000 | I.16 |
| CH20M22 B BK/BK | 2418630000 | I.20 |
| CH20M22 B BK/OR | 1104450000 | I.20 |
| CH20M22 B BUS BK/OR | 1177000000 | I.20 |
| CH20M22 C BK | 2418670000 | I.21 |
| CH20M22 C TP | 1073420000 | I.21 |
| CH20M22 F BK | 2418640000 | I.21 |
| CH20M22 FC BK | 1209350000 | I.21 |
| CH20M22 S PPP BK | 1139790000 | I.20 |
| CH20M22 S PPSC BK | 2418650000 | I.20 |
| CH20M22 S PSCSC BK | 1080630000 | I.20 |
| CH20M45 B BK/BK | 1104400000 | I.22 |
| CH20M45 B BK/BK | 1104400000 | I.23 |
| CH20M45 B BK/BK | 1104400000 | I.25 |
| CH20M45 B BK/OR | 1104410000 | I.22 |
| CH20M45 B BUS BK/OR | 1177020000 | I.22 |
| CH20M45 B FE BK/OR | 1177030000 | I.22 |
| CH20M45 C BK | 1104430000 | I.23 |
| CH20M45 F BK | 1104420000 | I.23 |
| CH20M45 FC BK | 1164800000 | I.23 |
| CH20M45 S 2PSC/2PSC BK | 1111720000 | I.22 |
| CH20M45 S 2PSC/3SC BK | 1137740000 | I.23 |
| CH20M45 S 3P/3P BK | 1137730000 | I.22 |
| CH20M45 S 3SC/2PSC BK | 1137750000 | I.23 |
| CH20M45 S 3SC/P2SC BK | 1221090000 | I.23 |
| CH20M45 S P2SC/3SC BK | 1221100000 | I.23 |
| CH20M45 S P2SC/P2SC BK | 1166180000 | I.22 |
| CH20M6 BC 4P-4P BK | 2418610000 | I.14 |
| CH20M6 BC 4P-4P BUS BK | 1164640000 | I.14 |
| CH20M6 BP 4P-4P BK | 2418600000 | I.14 |
| CH20M6 BP 4P-4P BUS BK | 1164630000 | I.14 |
| CH20M6 C BK | 2418620000 | I.15 |
| CH20M6 C TP | 1073410000 | I.15 |
| CH20M67 B BK/BK | 1235270000 | I.24 |
| CH20M67 B BK/OR | 1235250000 | I.24 |
| CH20M67 B BUS BK/OR | 1247240000 | I.24 |
| CH20M67 B FE BK/OR | 1247250000 | I.24 |
| CH20M67 C BK | 1235280000 | I.25 |
| CH20M67 F BK | 1235300000 | I.25 |
| CS1,6E14-12 AU,75 I3,5 | 1428600000 | C.254 |
| CS1,6E14-12 AU,75 I4,2 | 1582290000 | C.254 |
| CS1,6E14-12 SN I3,5 | 1429600000 | C.254 |
| CS1,6E14-12 SN I4,2 | 1582310000 | C.254 |
| CS1,6E18-16 AU,75 I2,5 | 1426600000 | C.254 |
| CS1,6E18-16 AU,75 I3,5 | 1582250000 | C.254 |
| CS1,6E18-16 SN I2,5 | 1427600000 | C.254 |
| CS1,6E18-16 SN I3,5 | 1582270000 | C.254 |
| CS1,6E22-20 AU,75 I1,8 | 1422600000 | C.254 |
| CS1,6E22-20 AU,75 I2,5 | 1424600000 | C.254 |
| CS1,6E22-20 SN I1,8 | 1423600000 | C.254 |
| CS1,6E22-20 SN I2,5 | 1425600000 | C.254 |





«ЭЛЕКТРО-ПРОФИ» - http://www.ep.ru

| Type | Order No. | Page |
|---|---|---|
| CS1,6E26-24 AU,75 I1,4 | 1420600000 | C.254 |
| CS1,6E26-24 SN I1,4 | 1421600000 | C.254 |
| CS1,6R14-12 AU,75 I3,5 | 1428500000 | C.254 |
| CS1,6R14-12 AU,75 I4,2 | 1582300000 | C.254 |
| CS1,6R14-12 SN I3,5 | 1429500000 | C.254 |
| CS1,6R14-12 SN I4,2 | 1582320000 | C.254 |
| CS1,6R18-16 AU,75 I2,5 | 1426500000 | C.254 |
| CS1,6R18-16 AU,75 I3,5 | 1582260000 | C.254 |
| CS1,6R18-16 SN I2,5 | 1427500000 | C.254 |
| CS1,6R18-16 SN I3,5 | 1582280000 | C.254 |
| CS1,6R22-20 AU,75 I1,8 | 1422500000 | C.254 |
| CS1,6R22-20 AU,75 I2,5 | 1424500000 | C.254 |
| CS1,6R22-20 SN I1,8 | 1423500000 | C.254 |
| CS1,6R22-20 SN I2,5 | 1425500000 | C.254 |
| CS1,6R26-24 AU,75 I1,4 | 1420500000 | C.254 |
| CS1,6R26-24 SN I1,4 | 1421500000 | C.254 |
| CSL1,6E14-12 AU,75 I3,5 | 1428700000 | C.254 |
| CSL1,6E14-12 AU,75 I4,2 | 1582370000 | C.254 |
| CSL1,6E14-12 SN I3,5 | 1429700000 | C.254 |
| CSL1,6E14-12 SN I4,2 | 1582390000 | C.254 |
| CSL1,6E18-16 AU,75 I2,5 | 1426700000 | C.254 |
| CSL1,6E18-16 AU,75 I3,5 | 1582330000 | C.254 |
| CSL1,6E18-16 SN I2,5 | 1427700000 | C.254 |
| CSL1,6E18-16 SN I3,5 | 1582350000 | C.254 |
| CSL1,6E22-20 AU,75 I1,8 | 1422700000 | C.254 |
| CSL1,6E22-20 AU,75 I2,5 | 1424700000 | C.254 |
| CSL1,6E22-20 SN I1,8 | 1423700000 | C.254 |
| CSL1,6E22-20 SN I2,5 | 1425700000 | C.254 |
| CSL1,6E26-24 AU,75 I1,4 | 1420700000 | C.254 |
| CSL1,6E26-24 SN I1,4 | 1421700000 | C.254 |
| CSL1,6R14-12 AU,75 I3,5 | 1565760000 | C.254 |
| CSL1,6R14-12 AU,75 I4,2 | 1582380000 | C.254 |
| CSL1,6R14-12 SN I3,5 | 1565780000 | C.254 |
| CSL1,6R14-12 SN I4,2 | 1582400000 | C.254 |
| CSL1,6R18-16 AU,75 I2,5 | 1565790000 | C.254 |
| CSL1,6R18-16 AU,75 I3,5 | 1582340000 | C.254 |
| CSL1,6R18-16 SN I2,5 | 1565810000 | C.254 |
| CSL1,6R18-16 SN I3,5 | 1582360000 | C.254 |
| CSL1,6R22-20 AU,75 I1,8 | 1565850000 | C.254 |
| CSL1,6R22-20 AU,75 I2,5 | 1565820000 | C.254 |
| CSL1,6R22-20 SN I1,8 | 1565870000 | C.254 |
| CSL1,6R22-20 SN I2,5 | 1565840000 | C.254 |
| CSL1,6R26-24 AU,75 I1,4 | 1565880000 | C.254 |
| CSL1,6R26-24 SN I1,4 | 1565900000 | C.254 |

## D

| | | |
|---|---|---|
| DEK 5 BL NEUTRAL | 0473391693 | D.17 |
| DEK 5 BL NEUTRAL | 0473391693 | H.7 |
| DEK 5 BR NEUTRAL | 0473391692 | D.17 |
| DEK 5 BR NEUTRAL | 0473391692 | H.7 |
| DEK 5 FS 1-50 | 0473560001 | D.17 |
| DEK 5 FS 1-50 | 0473560001 | H.7 |
| DEK 5 FS 51-100 | 0473560051 | D.17 |
| DEK 5 FS 51-100 | 0473560051 | H.7 |
| DEK 5 FS 951-999 | 0473560951 | D.17 |
| DEK 5 FS 951-999 | 0473560951 | H.7 |
| DEK 5 FSZ 1-10 | 0460660001 | D.17 |
| DEK 5 FSZ 1-10 | 0460660001 | H.7 |
| DEK 5 FSZ 11-20 | 0460660011 | D.17 |
| DEK 5 FSZ 11-20 | 0460660011 | H.7 |
| DEK 5 FSZ 91-100 | 0460660091 | D.17 |
| DEK 5 FSZ 91-100 | 0460660091 | H.7 |
| DEK 5 FW 1-50 | 0473460001 | D.17 |
| DEK 5 FW 1-50 | 0473460001 | H.7 |
| DEK 5 FW 51-100 | 0473460051 | D.17 |
| DEK 5 FW 51-100 | 0473460051 | H.7 |
| DEK 5 FW 951-999 | 0473460951 | D.17 |
| DEK 5 FW 951-999 | 0473460951 | H.7 |
| DEK 5 FWZ 1-10 | 0523060001 | D.17 |
| DEK 5 FWZ 1-10 | 0523060001 | H.7 |
| DEK 5 FWZ 11-20 | 0523060011 | D.17 |
| DEK 5 FWZ 11-20 | 0523060011 | H.7 |
| DEK 5 FWZ 91-100 | 0523060091 | D.17 |
| DEK 5 FWZ 91-100 | 0523060091 | H.7 |
| DEK 5 FWZ L1-PE | 0354361187 | D.17 |
| DEK 5 FWZ L1-PE | 0354361187 | H.7 |
| DEK 5 GE NEUTRAL | 0473391687 | D.17 |
| DEK 5 GE NEUTRAL | 0473391687 | H.7 |
| DEK 5 GN NEUTRAL | 0473391688 | D.17 |
| DEK 5 GN NEUTRAL | 0473391688 | H.7 |
| DEK 5 GR NEUTRAL | 0473391691 | D.17 |
| DEK 5 GR NEUTRAL | 0473391691 | H.7 |
| DEK 5 GS ERDE | 0157261202 | D.17 |
| DEK 5 GS ERDE | 0157261202 | H.7 |
| DEK 5 GS ERDE IM KREIS | 0157261203 | D.17 |
| DEK 5 GS ERDE IM KREIS | 0157261203 | H.7 |
| DEK 5 GS PE | 0157261187 | D.17 |
| DEK 5 GS PE | 0157261187 | H.7 |
| DEK 5 GW - | 0576261199 | D.17 |
| DEK 5 GW - | 0576261199 | H.7 |
| DEK 5 GW + | 0576261198 | D.17 |
| DEK 5 GW + | 0576261198 | H.7 |
| DEK 5 GW 1 | 0522660001 | D.17 |
| DEK 5 GW 1 | 0522660001 | H.7 |
| DEK 5 GW 2 | 0522660002 | D.17 |
| DEK 5 GW 2 | 0522660002 | H.7 |
| DEK 5 GW 200 | 0522660200 | D.17 |
| DEK 5 GW 200 | 0522660200 | H.7 |
| DEK 5 GW A | 0522761021 | D.17 |
| DEK 5 GW A | 0522761021 | H.7 |
| DEK 5 GW B | 0522761022 | D.17 |
| DEK 5 GW B | 0522761022 | H.7 |
| DEK 5 GW C | 0522761023 | D.17 |
| DEK 5 GW C | 0522761023 | H.7 |
| DEK 5 GW D | 0522761024 | D.17 |
| DEK 5 GW D | 0522761024 | H.7 |
| DEK 5 GW E | 0522761025 | D.17 |
| DEK 5 GW E | 0522761025 | H.7 |
| DEK 5 GW ERDE | 0576261202 | D.17 |
| DEK 5 GW ERDE | 0576261202 | H.7 |
| DEK 5 GW ERDE I.KR. | 0576261203 | D.17 |
| DEK 5 GW ERDE I.KR. | 0576261203 | H.7 |
| DEK 5 GW F | 0522761026 | D.17 |
| DEK 5 GW F | 0522761026 | H.7 |
| DEK 5 GW G | 0522761027 | D.17 |
| DEK 5 GW G | 0522761027 | H.7 |
| DEK 5 GW H | 0522761028 | D.17 |
| DEK 5 GW H | 0522761028 | H.7 |
| DEK 5 GW I | 0522761029 | D.17 |
| DEK 5 GW I | 0522761029 | H.7 |
| DEK 5 GW J | 0522761030 | D.17 |
| DEK 5 GW J | 0522761030 | H.7 |
| DEK 5 GW K | 0522761031 | D.17 |
| DEK 5 GW K | 0522761031 | H.7 |
| DEK 5 GW L | 0522761032 | D.17 |
| DEK 5 GW L | 0522761032 | H.7 |
| DEK 5 GW L1 | 0522361075 | D.17 |
| DEK 5 GW L1 | 0522361075 | H.7 |
| DEK 5 GW L2 | 0522361076 | D.17 |
| DEK 5 GW L2 | 0522361076 | H.7 |
| DEK 5 GW L3 | 0522361077 | D.17 |
| DEK 5 GW L3 | 0522361077 | H.7 |
| DEK 5 GW M | 0522761033 | D.17 |
| DEK 5 GW M | 0522761033 | H.7 |
| DEK 5 GW N | 0522761034 | D.17 |
| DEK 5 GW N | 0522761034 | H.7 |
| DEK 5 GW O | 0522761035 | D.17 |
| DEK 5 GW O | 0522761035 | H.7 |
| DEK 5 GW P | 0522761036 | D.17 |
| DEK 5 GW P | 0522761036 | H.7 |
| DEK 5 GW Q | 0522761037 | D.17 |
| DEK 5 GW Q | 0522761037 | H.7 |
| DEK 5 GW R | 0522761038 | D.17 |
| DEK 5 GW R | 0522761038 | H.7 |
| DEK 5 GW S | 0522761039 | D.17 |
| DEK 5 GW S | 0522761039 | H.7 |
| DEK 5 GW T | 0522761040 | D.17 |
| DEK 5 GW T | 0522761040 | H.7 |
| DEK 5 GW U | 0522761041 | D.17 |
| DEK 5 GW U | 0522761041 | H.7 |
| DEK 5 GW V | 0522761042 | D.17 |
| DEK 5 GW V | 0522761042 | H.7 |
| DEK 5 GW W | 0522761043 | D.17 |
| DEK 5 GW W | 0522761043 | H.7 |
| DEK 5 GW W-STROM | 0576261215 | D.17 |
| DEK 5 GW W-STROM | 0576261215 | H.7 |
| DEK 5 GW X | 0522761044 | D.17 |
| DEK 5 GW X | 0522761044 | H.7 |
| DEK 5 GW Y | 0522761045 | D.17 |
| DEK 5 GW Y | 0522761045 | H.7 |
| DEK 5 GW Z | 0522761046 | D.17 |
| DEK 5 GW Z | 0522761046 | H.7 |
| DEK 5 NEUTRAL | 0473360000 | D.17 |
| DEK 5 NEUTRAL | 0473360000 | H.7 |
| DEK 5 NEUTRAL FARBIG | 0473390000 | D.17 |
| DEK 5 NEUTRAL FARBIG | 0473390000 | D.17 |
| DEK 5 NEUTRAL FARBIG | 0473390000 | H.7 |
| DEK 5 OR NEUTRAL | 0473391690 | D.17 |
| DEK 5 OR NEUTRAL | 0473391690 | H.7 |
| DEK 5 RT NEUTRAL | 0473391686 | D.17 |
| DEK 5 RT NEUTRAL | 0473391686 | H.7 |
| DEK 5 SONDERDRUCK | 0490760000 | D.17 |
| DEK 5 SONDERDRUCK | 0490760000 | D.17 |
| DEK 5 SONDERDRUCK | 0490760000 | D.17 |
| DEK 5 SONDERDRUCK | 0490760000 | H.7 |
| DEK 5 SONDERDRUCK FARB. | 0490790000 | D.17 |
| DEK 5 SONDERDRUCK FARB. | 0490790000 | D.17 |
| DEK 5 SONDERDRUCK FARB. | 0490790000 | D.17 |
| DEK 5 SONDERDRUCK FARB. | 0490790000 | D.17 |
| DEK 5 SONDERDRUCK FARB. | 0490790000 | D.17 |
| DEK 5 SONDERDRUCK FARB. | 0490790000 | D.17 |
| DEK 5 SONDERDRUCK FARB. | 0490790000 | D.17 |
| DEK 5 SONDERDRUCK FARB. | 0490790000 | D.17 |
| DEK 5 SONDERDRUCK FARB. | 0490790000 | D.17 |
| DEK 5 SONDERDRUCK FARB. | 0490790000 | D.17 |
| DEK 5 SONDERDRUCK FARB. | 0490790000 | H.7 |
| DEK 5 SW NEUTRAL | 0473391694 | D.17 |
| DEK 5 SW NEUTRAL | 0473391694 | H.7 |
| DEK 5 VI NEUTRAL | 0473391689 | D.17 |
| DEK 5 VI NEUTRAL | 0473391689 | H.7 |
| DFFC 0.22-0.35 SN 3000 | 1604230000 | C.234 |
| DFFC 0.22-0.35 SN E | 1604250000 | C.234 |
| DFFC 0.5-1.0 SN 3000 | 1480000000 | C.234 |
| DFFC 0.5-1.0 SN E | 1567060000 | C.234 |
| DFFC 1.5-2.5 SN 2500 | 1480100000 | C.234 |
| DFFC 1.5-2.5 SN E | 1567070000 | C.234 |
| DFFC EW2 | 1803790000 | D.21 |
| DP VWGK 4 SW | 1251030000 | G.9 |
| DP VWGK 6 SW | 1250630000 | G.10 |
| DP VWGK4 | 1936430000 | G.9 |
| DP VWGK6 | 1965750000 | G.10 |
| DP WGK 10 | 1936440000 | G.5 |
| DP WGK 10 SW | 1250570000 | G.5 |
| DP WGK 16 | 1936700000 | G.5 |
| DP WGK 16 | 1936700000 | G.6 |
| DP WGK 25 | 1936710000 | G.7 |
| DP WGK 25 | 1936710000 | G.7 |
| DP WGK 50 | 1937030000 | G.8 |
| DP WGK 50 | 1937030000 | G.8 |
| DP WGK 95 | 1937020000 | G.9 |
| DP WGK 95 | 1937020000 | G.9 |
| DW RSV 1.6 | 9004530000 | D.21 |

## E

| | | |
|---|---|---|
| EBGH MSA ZB | 2277700000 | I.46 |
| EBGH MSA ZF | 2277710000 | I.46 |
| ESG 6.6/11 BHZ 5.00/02 | 1082490000 | I.17 |
| ESG 6.6/11 BHZ 5.00/02 | 1082490000 | I.31 |
| ESG 6.6/15 BHZ 5.00/03 | 1082520000 | I.19 |
| ESG 6.6/15 BHZ 5.00/03 | 1082520000 | I.31 |
| ESG 6.6/20 BHZ 5.00/04 | 1082540000 | I.21 |
| ESG 6.6/20 BHZ 5.00/04 | 1082540000 | I.23 |
| ESG 6.6/20 BHZ 5.00/04 | 1082540000 | I.25 |
| ESG 6.6/20 BHZ 5.00/04 | 1082540000 | I.31 |
| ESG 8/13.5/43.3 SAI AU | 1912130000 | I.17 |
| ESG 8/13.5/43.3 SAI AU | 1912130000 | I.19 |
| ESG 8/13.5/43.3 SAI AU | 1912130000 | I.21 |
| ESG 8/13.5/43.3 SAI AU | 1912130000 | I.23 |
| ESG 8/13.5/43.3 SAI AU | 1912130000 | I.25 |

## G

| | | |
|---|---|---|
| GH MCZ1.5 | 2224220000 | I.47 |
| GH MCZUE1.5/UE | 2312290000 | I.47 |
| GHDE MSA ZB FR 12 | 2279280000 | I.46 |
| GHDE MSA ZF | 2279300000 | I.46 |

## H

| | | |
|---|---|---|
| HDC HP 550 F 50 | 1177100000 | I.20 |
| HTF 28 | 9013090000 | D.20 |
| HTF 63 | 9013400000 | D.20 |
| HTF DFF | 9014140000 | D.20 |
| HTF RSV 12 | 9013550000 | D.20 |
| HTF RSV 16 WI | 9013560000 | D.20 |

## K

| | | |
|---|---|---|
| KO BV/SV7.62 | 1824410000 | F.110 |
| KO BV/SV7.62 | 1824410000 | F.112 |
| KO BV/SV7.62 | 1824410000 | F.114 |
| KO BV/SV7.62 | 1824410000 | F.116 |
| KO BV/SV7.62 | 1824410000 | F.118 |
| KO BV/SV7.62 | 1824410000 | F.18 |
| KO BV/SV7.62 | 1824410000 | F.20 |
| KO BV/SV7.62 | 1824410000 | F.22 |
| KOPL MCZ1.5 | 2224040000 | I.47 |

## L

| | | |
|---|---|---|
| LHZ-SMT L 1.5SN BK BX | 1137870000 | I.15 |
| LHZ-SMT L 1.5SN BK RL | 2418580000 | I.26 |
| LHZ-SMT R 1.5SN BK BX | 1137880000 | I.15 |
| LHZ-SMT R 1.5SN BK RL | 2418590000 | I.26 |
| LKSC M2,9x13VZ | 4011200000 | I.52 |
| LKSC M2,9x13VZ | 4011200000 | I.54 |
| LKSC M2,9x13VZ | 4011200000 | I.55 |
| LL 5.00/02/90 3.2SN OR BX | 1934270000 | B.36 |
| LL 5.00/03/90 3.2SN OR BX | 1934280000 | B.36 |
| LL 5.00/04/90 3.2SN OR BX | 1001720000 | B.36 |
| LL 5.00/05/90 3.2SN OR BX | 1001730000 | B.36 |
| LL 5.00/06/90 3.2SN OR BX | 1001740000 | B.36 |
| LL 5.00/07/90 3.2SN OR BX | 1001750000 | B.36 |
| LL 5.00/08/90 3.2SN OR BX | 1001760000 | B.36 |
| LL 5.00/09/90 3.2SN OR BX | 1001770000 | B.36 |
| LL 5.00/10/90 3.2SN OR BX | 1001780000 | B.36 |
| LL 5.00/11/90 3.2SN OR BX | 1001790000 | B.36 |
| LL 5.00/12/90 3.2SN OR BX | 1001800000 | B.36 |
| LL 5.00/13/90 3.2SN OR BX | 1251330000 | B.36 |
| LL 5.00/14/90 3.2SN OR BX | 1001810000 | B.36 |
| LL 5.00/15/90 3.2SN OR BX | 1251340000 | B.36 |
| LL 5.00/16/90 3.2SN OR BX | 1001820000 | B.36 |
| LL 5.00/17/90 3.2SN OR BX | 1251350000 | B.36 |
| LL 5.00/18/90 3.2SN OR BX | 1251360000 | B.36 |
| LL 5.00/19/90 3.2SN OR BX | 1251370000 | B.36 |
| LL 5.00/20/90 3.2SN OR BX | 1251380000 | B.36 |
| LL 5.00/21/90 3.2SN OR BX | 1251390000 | B.36 |
| LL 5.00/22/90 3.2SN OR BX | 1251410000 | B.36 |
| LL 5.00/23/90 3.2SN OR BX | 1251420000 | B.36 |
| LL 5.00/24/90 3.2SN OR BX | 1001830000 | B.36 |
| LL 5.08/02/90 3.2SN OR BX | 1934250000 | B.37 |
| LL 5.08/03/90 3.2SN OR BX | 1934260000 | B.37 |
| LL 5.08/04/90 3.2SN OR BX | 1001850000 | B.37 |
| LL 5.08/05/90 3.2SN OR BX | 1001860000 | B.37 |
| LL 5.08/06/90 3.2SN OR BX | 1001870000 | B.37 |
| LL 5.08/07/90 3.2SN OR BX | 1001880000 | B.37 |
| LL 5.08/08/90 3.2SN OR BX | 1001890000 | B.37 |





«ЭЛЕКТРО-ПРОФИ» - http://www.ep.ru

| Type | Order No. | Page |
|---|---|---|
| LL 5.08/09/90 3.2SN OR BX | 1001900000 | B.37 |
| LL 5.08/10/90 3.2SN OR BX | 1001910000 | B.37 |
| LL 5.08/11/90 3.2SN OR BX | 1001920000 | B.37 |
| LL 5.08/12/90 3.2SN OR BX | 1001930000 | B.37 |
| LL 5.08/13/90 3.2SN OR BX | 1001940000 | B.37 |
| LL 5.08/14/90 3.2SN OR BX | 1001950000 | B.37 |
| LL 5.08/15/90 3.2SN OR BX | 1001960000 | B.37 |
| LL 5.08/16/90 3.2SN OR BX | 1001970000 | B.37 |
| LL 5.08/17/90 3.2SN OR BX | 1001980000 | B.37 |
| LL 5.08/18/90 3.2SN OR BX | 1001990000 | B.37 |
| LL 5.08/19/90 3.2SN OR BX | 1002000000 | B.37 |
| LL 5.08/20/90 3.2SN OR BX | 1002010000 | B.37 |
| LL 5.08/21/90 3.2SN OR BX | 1002020000 | B.37 |
| LL 5.08/22/90 3.2SN OR BX | 1002030000 | B.37 |
| LL 5.08/23/90 3.2SN OR BX | 1002040000 | B.37 |
| LL 5.08/24/90 3.2SN OR BX | 1002050000 | B.37 |
| LL 9.52/02/90 5.0SN OR BX | 1724680000 | B.42 |
| LL 9.52/03/90 5.0SN OR BX | 1724690000 | B.42 |
| LL1N 5.00/02/90 3.2SN OR BX | 1975250000 | B.38 |
| LL1N 5.00/03/90 3.2SN OR BX | 1975260000 | B.38 |
| LL1N 5.00/04/90 3.2SN OR BX | 1975270000 | B.38 |
| LL1N 5.00/05/90 3.2SN OR BX | 1975280000 | B.38 |
| LL1N 5.00/06/90 3.2SN OR BX | 1975290000 | B.38 |
| LL1N 5.00/07/90 3.2SN OR BX | 1975300000 | B.38 |
| LL1N 5.00/08/90 3.2SN OR BX | 1975310000 | B.38 |
| LL1N 5.00/09/90 3.2SN OR BX | 1975320000 | B.38 |
| LL1N 5.00/10/90 3.2SN OR BX | 1975330000 | B.38 |
| LL1N 5.00/11/90 3.2SN OR BX | 1975340000 | B.38 |
| LL1N 5.00/12/90 3.2SN OR BX | 1975350000 | B.38 |
| LL1N 5.08/02/90 3.2SN OR BX | 1975360000 | B.40 |
| LL1N 5.08/03/90 3.2SN OR BX | 1975370000 | B.40 |
| LL1N 5.08/04/90 3.2SN OR BX | 1975380000 | B.40 |
| LL1N 5.08/05/90 3.2SN OR BX | 1975390000 | B.40 |
| LL1N 5.08/06/90 3.2SN OR BX | 1975400000 | B.40 |
| LL1N 5.08/07/90 3.2SN OR BX | 1975410000 | B.40 |
| LL1N 5.08/08/90 3.2SN OR BX | 1975420000 | B.40 |
| LL1N 5.08/09/90 3.2SN OR BX | 1975430000 | B.40 |
| LL1N 5.08/10/90 3.2SN OR BX | 1975440000 | B.40 |
| LL1N 5.08/11/90 3.2SN OR BX | 1975460000 | B.40 |
| LL1N 5.08/12/90 3.2SN OR BX | 1975470000 | B.40 |
| LL2N 5.00/04/90 3.2SN OR BX | 1934310000 | B.39 |
| LL2N 5.00/08/90 3.2SN OR BX | 1977260000 | B.39 |
| LL2N 5.00/12/90 3.2SN OR BX | 1977280000 | B.39 |
| LL2N 5.00/16/90 3.2SN OR BX | 1977310000 | B.39 |
| LL2N 5.00/20/90 3.2SN OR BX | 1977330000 | B.39 |
| LL2N 5.00/24/90 3.2SN OR BX | 1977350000 | B.39 |
| LL2N 5.00/28/90 3.2SN OR BX | 1977370000 | B.39 |
| LL2N 5.00/32/90 3.2SN OR BX | 1977390000 | B.39 |
| LL2N 5.00/36/90 3.2SN OR BX | 1977410000 | B.39 |
| LL2N 5.00/40/90 3.2SN OR BX | 1977430000 | B.39 |
| LL2N 5.00/44/90 3.2SN OR BX | 1977450000 | B.39 |
| LL2N 5.00/48/90 3.2SN OR BX | 1977470000 | B.39 |
| LL2N 5.08/08/90 3.2SN OR BX | 1977480000 | B.41 |
| LL2N 5.08/12/90 3.2SN OR BX | 1977500000 | B.41 |
| LL2N 5.08/16/90 3.2SN OR BX | 1977520000 | B.41 |
| LL2N 5.08/20/90 3.2SN OR BX | 1977540000 | B.41 |
| LL2N 5.08/24/90 3.2SN OR BX | 1977560000 | B.41 |
| LL2N 5.08/28/90 3.2SN OR BX | 1977580000 | B.41 |
| LL2N 5.08/32/90 3.2SN OR BX | 1977600000 | B.41 |
| LL2N 5.08/36/90 3.2SN OR BX | 1977620000 | B.41 |
| LL2N 5.08/40/90 3.2SN OR BX | 1977640000 | B.41 |
| LL2N 5.08/44/90 3.2SN OR BX | 1977660000 | B.41 |
| LL2N 5.08/48/90 3.2SN OR BX | 1977680000 | B.41 |
| LL2N 9.52/04/90 5.0SN OR BX | 1926350000 | B.43 |
| LL2N 9.52/08/90 5.0SN OR BX | 1926360000 | B.43 |
| LL2N 9.52/12/90 5.0SN OR BX | 1926370000 | B.43 |
| LL2N 9.52/16/90 5.0SN OR BX | 1926380000 | B.43 |
| LL2N 9.52/20/90 5.0SN OR BX | 1926390000 | B.43 |
| LL2N 9.52/24/90 5.0SN OR BX | 1926400000 | B.43 |
| LL3R 5.00/06/90 3.2SN OR BX | 1934360000 | B.39 |
| LL3R 5.00/12/90 3.2SN OR BX | 1978850000 | B.39 |
| LL3R 5.00/18/90 3.2SN OR BX | 1978870000 | B.39 |
| LL3R 5.00/24/90 3.2SN OR BX | 1978890000 | B.39 |
| LL3R 5.00/30/90 3.2SN OR BX | 1978910000 | B.39 |
| LL3R 5.00/36/90 3.2SN OR BX | 1978930000 | B.39 |
| LL3R 5.00/42/90 3.2SN OR BX | 1978950000 | B.39 |
| LL3R 5.00/48/90 3.2SN OR BX | 1978970000 | B.39 |
| LL3R 5.00/54/90 3.2SN OR BX | 1978990000 | B.39 |
| LL3R 5.00/60/90 3.2SN OR BX | 1979010000 | B.39 |
| LL3R 5.00/66/90 3.2SN OR BX | 1979030000 | B.39 |
| LL3R 5.00/72/90 3.2SN OR BX | 1979050000 | B.39 |
| LL3R 5.08/12/90 3.2SN OR BX | 1979060000 | B.41 |
| LL3R 5.08/18/90 3.2SN OR BX | 1979080000 | B.41 |
| LL3R 5.08/24/90 3.2SN OR BX | 1979100000 | B.41 |
| LL3R 5.08/30/90 3.2SN OR BX | 1979120000 | B.41 |
| LL3R 5.08/36/90 3.2SN OR BX | 1979140000 | B.41 |
| LL3R 5.08/42/90 3.2SN OR BX | 1979160000 | B.41 |
| LL3R 5.08/48/90 3.2SN OR BX | 1979180000 | B.41 |
| LL3R 5.08/54/90 3.2SN OR BX | 1979200000 | B.41 |
| LL3R 5.08/60/90 3.2SN OR BX | 1979220000 | B.41 |
| LL3R 5.08/66/90 3.2SN OR BX | 1979240000 | B.41 |
| LL3R 5.08/72/90 3.2SN OR BX | 1979260000 | B.41 |
| LM 3.50/02/135 3.2SN OR BX | 1714980000 | B.9 |
| LM 3.50/02/90 3.2SN OR BX | 1667750000 | B.8 |
| LM 3.50/03/135 3.2SN OR BX | 1715020000 | B.9 |
| LM 3.50/03/90 3.2SN OR BX | 1667770000 | B.8 |
| LM 3.50/04/135 3.2SN OR BX | 1845220000 | B.9 |
| LM 3.50/04/90 3.2SN OR BX | 1845040000 | B.8 |
| LM 3.50/05/135 3.2SN OR BX | 1845230000 | B.9 |
| LM 3.50/05/90 3.2SN OR BX | 1720250000 | B.8 |

| Type | Order No. | Page |
|---|---|---|
| LM 3.50/06/135 3.2SN OR BX | 1845240000 | B.9 |
| LM 3.50/06/90 3.2SN OR BX | 1845050000 | B.8 |
| LM 3.50/07/135 3.2SN OR BX | 1845250000 | B.9 |
| LM 3.50/07/90 3.2SN OR BX | 1845060000 | B.8 |
| LM 3.50/08/135 3.2SN OR BX | 1845260000 | B.9 |
| LM 3.50/08/90 3.2SN OR BX | 1845070000 | B.8 |
| LM 3.50/09/135 3.2SN OR BX | 1845270000 | B.9 |
| LM 3.50/09/90 3.2SN OR BX | 1845080000 | B.8 |
| LM 3.50/10/135 3.2SN OR BX | 1845280000 | B.9 |
| LM 3.50/10/90 3.2SN OR BX | 1845090000 | B.8 |
| LM 3.50/11/135 3.2SN OR BX | 1845290000 | B.9 |
| LM 3.50/11/90 3.2SN OR BX | 1845100000 | B.8 |
| LM 3.50/12/135 3.2SN OR BX | 1845300000 | B.9 |
| LM 3.50/12/90 3.2SN OR BX | 1845110000 | B.8 |
| LM 5.00/02/135 3.5SN OR BX | 1715350000 | B.15 |
| LM 5.00/02/180 3.5SN OR BX | 1715330000 | B.15 |
| LM 5.00/02/90 3.5SN OR BX | 1715310000 | B.14 |
| LM 5.00/03/135 3.5SN OR BX | 1715360000 | B.15 |
| LM 5.00/03/180 3.5SN OR BX | 1715340000 | B.15 |
| LM 5.00/03/90 3.5SN OR BX | 1715320000 | B.14 |
| LM 5.00/04/135 3.5SN OR BX | 1845390000 | B.15 |
| LM 5.00/04/90 3.5SN OR BX | 1821490000 | B.14 |
| LM 5.00/05/135 3.5SN OR BX | 1845400000 | B.15 |
| LM 5.00/05/90 3.5SN OR BX | 1845310000 | B.14 |
| LM 5.00/06/135 3.5SN OR BX | 1845410000 | B.15 |
| LM 5.00/06/90 3.5SN OR BX | 1845320000 | B.14 |
| LM 5.00/07/135 3.5SN OR BX | 1845420000 | B.15 |
| LM 5.00/07/90 3.5SN OR BX | 1845330000 | B.14 |
| LM 5.00/08/135 3.5SN OR BX | 1845430000 | B.15 |
| LM 5.00/08/90 3.5SN OR BX | 1845340000 | B.14 |
| LM 5.00/09/135 3.5SN OR BX | 1845440000 | B.15 |
| LM 5.00/09/90 3.5SN OR BX | 1845350000 | B.14 |
| LM 5.00/10/135 3.5SN OR BX | 1845450000 | B.15 |
| LM 5.00/10/90 3.5SN OR BX | 1845360000 | B.14 |
| LM 5.00/11/135 3.5SN OR BX | 1845460000 | B.15 |
| LM 5.00/11/90 3.5SN OR BX | 1845370000 | B.14 |
| LM 5.00/12/135 3.5SN OR BX | 1845470000 | B.15 |
| LM 5.00/12/90 3.5SN OR BX | 1845380000 | B.14 |
| LM 5.08/02/135 3.5SN OR BX | 1716120000 | B.17 |
| LM 5.08/02/180 3.5SN OR BX | 1716100000 | B.17 |
| LM 5.08/02/90 3.5SN OR BX | 1716080000 | B.16 |
| LM 5.08/03/135 3.5SN OR BX | 1716130000 | B.17 |
| LM 5.08/03/180 3.5SN OR BX | 1716110000 | B.17 |
| LM 5.08/03/90 3.5SN OR BX | 1716090000 | B.16 |
| LM 5.08/04/135 3.5SN OR BX | 9994550000 | B.17 |
| LM 5.08/04/180 3.5SN OR BX | 9994970000 | B.17 |
| LM 5.08/04/90 3.5SN OR BX | 9994130000 | B.16 |
| LM 5.08/05/135 3.5SN OR BX | 9994560000 | B.17 |
| LM 5.08/05/180 3.5SN OR BX | 9994980000 | B.17 |
| LM 5.08/05/90 3.5SN OR BX | 9994140000 | B.16 |
| LM 5.08/06/135 3.5SN OR BX | 9994570000 | B.17 |
| LM 5.08/06/180 3.5SN OR BX | 9994990000 | B.17 |
| LM 5.08/06/90 3.5SN OR BX | 9994150000 | B.16 |
| LM 5.08/07/135 3.5SN OR BX | 9994580000 | B.17 |
| LM 5.08/07/180 3.5SN OR BX | 9995000000 | B.17 |
| LM 5.08/07/90 3.5SN OR BX | 9994160000 | B.16 |
| LM 5.08/08/135 3.5SN OR BX | 9994590000 | B.17 |
| LM 5.08/08/180 3.5SN OR BX | 9995010000 | B.17 |
| LM 5.08/08/90 3.5SN OR BX | 9994170000 | B.16 |
| LM 5.08/09/135 3.5SN OR BX | 9994600000 | B.17 |
| LM 5.08/09/180 3.5SN OR BX | 9995020000 | B.17 |
| LM 5.08/09/90 3.5SN OR BX | 9994180000 | B.16 |
| LM 5.08/10/135 3.5SN OR BX | 9994610000 | B.17 |
| LM 5.08/10/180 3.5SN OR BX | 9995030000 | B.17 |
| LM 5.08/10/90 3.5SN OR BX | 9994190000 | B.16 |
| LM 5.08/11/135 3.5SN OR BX | 9994620000 | B.17 |
| LM 5.08/11/180 3.5SN OR BX | 9995040000 | B.17 |
| LM 5.08/11/90 3.5SN OR BX | 9994200000 | B.16 |
| LM 5.08/12/135 3.5SN OR BX | 9994630000 | B.17 |
| LM 5.08/12/180 3.5SN OR BX | 9995050000 | B.17 |
| LM 5.08/12/90 3.5SN OR BX | 9994210000 | B.16 |
| LM 5.08/13/135 3.5SN OR BX | 9994640000 | B.17 |
| LM 5.08/13/180 3.5SN OR BX | 9995060000 | B.17 |
| LM 5.08/13/90 3.5SN OR BX | 9994220000 | B.16 |
| LM 5.08/14/135 3.5SN OR BX | 9994650000 | B.17 |
| LM 5.08/14/180 3.5SN OR BX | 9995070000 | B.17 |
| LM 5.08/14/90 3.5SN OR BX | 9994230000 | B.16 |
| LM 5.08/15/135 3.5SN OR BX | 9994660000 | B.17 |
| LM 5.08/15/180 3.5SN OR BX | 9995080000 | B.17 |
| LM 5.08/15/90 3.5SN OR BX | 9994240000 | B.16 |
| LM 5.08/16/135 3.5SN OR BX | 9994670000 | B.17 |
| LM 5.08/16/180 3.5SN OR BX | 9995090000 | B.17 |
| LM 5.08/16/90 3.5SN OR BX | 9994250000 | B.16 |
| LM 5.08/17/135 3.5SN OR BX | 9994680000 | B.17 |
| LM 5.08/17/180 3.5SN OR BX | 9995100000 | B.17 |
| LM 5.08/17/90 3.5SN OR BX | 9994260000 | B.16 |
| LM 5.08/18/135 3.5SN OR BX | 9994690000 | B.17 |
| LM 5.08/18/180 3.5SN OR BX | 9995110000 | B.17 |
| LM 5.08/18/90 3.5SN OR BX | 9994270000 | B.16 |
| LM 5.08/19/135 3.5SN OR BX | 9994700000 | B.17 |
| LM 5.08/19/180 3.5SN OR BX | 9995120000 | B.17 |
| LM 5.08/19/90 3.5SN OR BX | 9994280000 | B.16 |
| LM 5.08/20/135 3.5SN OR BX | 9994710000 | B.17 |
| LM 5.08/20/180 3.5SN OR BX | 9995130000 | B.17 |
| LM 5.08/20/90 3.5SN OR BX | 9994290000 | B.16 |
| LM 5.08/21/135 3.5SN OR BX | 9994720000 | B.17 |
| LM 5.08/21/180 3.5SN OR BX | 9995140000 | B.17 |
| LM 5.08/21/90 3.5SN OR BX | 9994300000 | B.16 |
| LM 5.08/22/135 3.5SN OR BX | 9994730000 | B.17 |
| LM 5.08/22/180 3.5SN OR BX | 9995150000 | B.17 |

| Type | Order No. | Page |
|---|---|---|
| LM 5.08/22/90 3.5SN OR BX | 9994310000 | B.16 |
| LM 5.08/23/135 3.5SN OR BX | 9994740000 | B.17 |
| LM 5.08/23/180 3.5SN OR BX | 9995210000 | B.17 |
| LM 5.08/23/90 3.5SN OR BX | 9994320000 | B.16 |
| LM 5.08/24/135 3.5SN OR BX | 9994750000 | B.17 |
| LM 5.08/24/180 3.5SN OR BX | 9995220000 | B.17 |
| LM 5.08/24/90 3.5SN OR BX | 9994330000 | B.16 |
| LM1H 5.08/02/90 3.5SN OR BX | 1766360000 | B.19 |
| LM1H 5.08/03/90 3.5SN OR BX | 1766370000 | B.19 |
| LM1N 3.50/02/90 3.2SN OR BX | 1716710000 | B.10 |
| LM1N 3.50/03/90 3.2SN OR BX | 1716720000 | B.10 |
| LM1N 5.08/02/90 3.5SN OR BX | 1766300000 | B.18 |
| LM1N 5.08/03/90 3.5SN OR BX | 1766310000 | B.18 |
| LM2H 5.08/04/90 3.5SN OR BX | 1769240000 | B.21 |
| LM2H 5.08/06/90 3.5SN OR BX | 1769250000 | B.21 |
| LM2H 5.08/08/90 3.5SN OR BX | 1769260000 | B.21 |
| LM2H 5.08/10/90 3.5SN OR BX | 1769270000 | B.21 |
| LM2H 5.08/12/90 3.5SN OR BX | 1769280000 | B.21 |
| LM2H 5.08/14/90 3.5SN OR BX | 1769290000 | B.21 |
| LM2H 5.08/16/90 3.5SN OR BX | 1769300000 | B.21 |
| LM2H 5.08/18/90 3.5SN OR BX | 1769310000 | B.21 |
| LM2H 5.08/20/90 3.5SN OR BX | 1769320000 | B.21 |
| LM2H 5.08/22/90 3.5SN OR BX | 1769330000 | B.21 |
| LM2H 5.08/24/90 3.5SN OR BX | 1769340000 | B.21 |
| LM2H 5.08/26/90 3.5SN OR BX | 1769350000 | B.21 |
| LM2H 5.08/28/90 3.5SN OR BX | 1769360000 | B.21 |
| LM2H 5.08/30/90 3.5SN OR BX | 1769370000 | B.21 |
| LM2H 5.08/32/90 3.5SN OR BX | 1769380000 | B.21 |
| LM2H 5.08/34/90 3.5SN OR BX | 1769390000 | B.21 |
| LM2H 5.08/36/90 3.5SN OR BX | 1769400000 | B.21 |
| LM2H 5.08/38/90 3.5SN OR BX | 1769410000 | B.21 |
| LM2H 5.08/40/90 3.5SN OR BX | 1769420000 | B.21 |
| LM2H 5.08/42/90 3.5SN OR BX | 1769430000 | B.21 |
| LM2H 5.08/44/90 3.5SN OR BX | 1769440000 | B.21 |
| LM2H 5.08/46/90 3.5SN OR BX | 1769450000 | B.21 |
| LM2H 5.08/48/90 3.5SN OR BX | 1769460000 | B.21 |
| LM2N 3.50/04/90 3.2SN OR BX | 1703700000 | B.11 |
| LM2N 3.50/06/90 3.2SN OR BX | 1703710000 | B.11 |
| LM2N 3.50/08/90 3.2SN OR BX | 1703720000 | B.11 |
| LM2N 3.50/10/90 3.2SN OR BX | 1703730000 | B.11 |
| LM2N 3.50/12/90 3.2SN OR BX | 1703740000 | B.11 |
| LM2N 3.50/14/90 3.2SN OR BX | 1703750000 | B.11 |
| LM2N 3.50/16/90 3.2SN OR BX | 1703760000 | B.11 |
| LM2N 3.50/18/90 3.2SN OR BX | 1703770000 | B.11 |
| LM2N 3.50/20/90 3.2SN OR BX | 1703780000 | B.11 |
| LM2N 3.50/22/90 3.2SN OR BX | 1703790000 | B.11 |
| LM2N 3.50/24/90 3.2SN OR BX | 1703800000 | B.11 |
| LM2N 3.50/26/90 3.2SN OR BX | 1703810000 | B.11 |
| LM2N 3.50/28/90 3.2SN OR BX | 1703820000 | B.11 |
| LM2N 3.50/30/90 3.2SN OR BX | 1703830000 | B.11 |
| LM2N 3.50/32/90 3.2SN OR BX | 1703840000 | B.11 |
| LM2N 3.50/34/90 3.2SN OR BX | 1703850000 | B.11 |
| LM2N 3.50/36/90 3.2SN OR BX | 1703860000 | B.11 |
| LM2N 3.50/38/90 3.2SN OR BX | 1703870000 | B.11 |
| LM2N 3.50/40/90 3.2SN OR BX | 1703880000 | B.11 |
| LM2N 3.50/42/90 3.2SN OR BX | 1703890000 | B.11 |
| LM2N 3.50/44/90 3.2SN OR BX | 1703900000 | B.11 |
| LM2N 3.50/46/90 3.2SN OR BX | 1703910000 | B.11 |
| LM2N 3.50/48/90 3.2SN OR BX | 1703920000 | B.11 |
| LM2N 5.08/04/90 3.5SN OR BX | 1768850000 | B.20 |
| LM2N 5.08/06/90 3.5SN OR BX | 1768860000 | B.20 |
| LM2N 5.08/08/90 3.5SN OR BX | 1768870000 | B.20 |
| LM2N 5.08/10/90 3.5SN OR BX | 1768880000 | B.20 |
| LM2N 5.08/12/90 3.5SN OR BX | 1768890000 | B.20 |
| LM2N 5.08/14/90 3.5SN OR BX | 1768900000 | B.20 |
| LM2N 5.08/16/90 3.5SN OR BX | 1768910000 | B.20 |
| LM2N 5.08/18/90 3.5SN OR BX | 1768920000 | B.20 |
| LM2N 5.08/20/90 3.5SN OR BX | 1768930000 | B.20 |
| LM2N 5.08/22/90 3.5SN OR BX | 1768940000 | B.20 |
| LM2N 5.08/24/90 3.5SN OR BX | 1768950000 | B.20 |
| LM2N 5.08/26/90 3.5SN OR BX | 1768960000 | B.20 |
| LM2N 5.08/28/90 3.5SN OR BX | 1768970000 | B.20 |
| LM2N 5.08/30/90 3.5SN OR BX | 1768980000 | B.20 |
| LM2N 5.08/32/90 3.5SN OR BX | 1768990000 | B.20 |
| LM2N 5.08/34/90 3.5SN OR BX | 1769000000 | B.20 |
| LM2N 5.08/36/90 3.5SN OR BX | 1769010000 | B.20 |
| LM2N 5.08/38/90 3.5SN OR BX | 1769020000 | B.20 |
| LM2N 5.08/40/90 3.5SN OR BX | 1769030000 | B.20 |
| LM2N 5.08/42/90 3.5SN OR BX | 1769040000 | B.20 |
| LM2N 5.08/44/90 3.5SN OR BX | 1769050000 | B.20 |
| LM2N 5.08/46/90 3.5SN OR BX | 1769060000 | B.20 |
| LM2N 5.08/48/90 3.5SN OR BX | 1769070000 | B.20 |
| LM2NZF 5.08/04/135 3.5SN OR BX | 1764810000 | B.98 |
| LM2NZF 5.08/06/135 3.5SN OR BX | 1764820000 | B.98 |
| LM2NZF 5.08/08/135 3.5SN OR BX | 1764830000 | B.98 |
| LM2NZF 5.08/10/135 3.5SN OR BX | 1764840000 | B.98 |
| LM2NZF 5.08/12/135 3.5SN OR BX | 1764850000 | B.98 |
| LM2NZF 5.08/14/135 3.5SN OR BX | 1764860000 | B.98 |
| LM2NZF 5.08/16/135 3.5SN OR BX | 1764870000 | B.98 |
| LM2NZF 5.08/18/135 3.5SN OR BX | 1764880000 | B.98 |
| LM2NZF 5.08/20/135 3.5SN OR BX | 1758020000 | B.98 |
| LM2NZF 5.08/22/135 3.5SN OR BX | 1764890000 | B.98 |
| LM2NZF 5.08/24/135 3.5SN OR BX | 1764900000 | B.98 |
| LM2NZF 5.08/26/135 3.5SN OR BX | 1782500000 | B.98 |
| LM2NZF 5.08/28/135 3.5SN OR BX | 1782510000 | B.98 |
| LM2NZF 5.08/30/135 3.5SN OR BX | 1782520000 | B.98 |
| LM2NZF 5.08/32/135 3.5SN OR BX | 1782530000 | B.98 |
| LM2NZF 5.08/34/135 3.5SN OR BX | 1782540000 | B.98 |
| LM2NZF 5.08/36/135 3.5SN OR BX | 1782550000 | B.98 |
| LM3R 5.08/06/90 3.5SN OR BX | 1769620000 | B.21 |





«ЭЛЕКТРО-ПРОФИ» - http://www.ep.ru

| Type | Order No. | Page |
|---|---|---|
| LM3R 5.08/09/90 3.5SN OR BX | 1769630000 | B.21 |
| LM3R 5.08/12/90 3.5SN OR BX | 1769640000 | B.21 |
| LM3R 5.08/15/90 3.5SN OR BX | 1769650000 | B.21 |
| LM3R 5.08/18/90 3.5SN OR BX | 1769660000 | B.21 |
| LM3R 5.08/21/90 3.5SN OR BX | 1769670000 | B.21 |
| LM3R 5.08/24/90 3.5SN OR BX | 1769680000 | B.21 |
| LM3R 5.08/27/90 3.5SN OR BX | 1769690000 | B.21 |
| LM3R 5.08/30/90 3.5SN OR BX | 1769700000 | B.21 |
| LM3R 5.08/33/90 3.5SN OR BX | 1769710000 | B.21 |
| LM3R 5.08/36/90 3.5SN OR BX | 1769720000 | B.21 |
| LM3R 5.08/39/90 3.5SN OR BX | 1769730000 | B.21 |
| LM3R 5.08/42/90 3.5SN OR BX | 1769740000 | B.21 |
| LM3R 5.08/45/90 3.5SN OR BX | 1769750000 | B.21 |
| LM3R 5.08/48/90 3.5SN OR BX | 1769760000 | B.21 |
| LM3R 5.08/51/90 3.5SN OR BX | 1769770000 | B.21 |
| LM3R 5.08/54/90 3.5SN OR BX | 1769780000 | B.21 |
| LM3R 5.08/57/90 3.5SN OR BX | 1769790000 | B.21 |
| LM3R 5.08/60/90 3.5SN OR BX | 1769800000 | B.21 |
| LM3R 5.08/63/90 3.5SN OR BX | 1769810000 | B.21 |
| LM3R 5.08/66/90 3.5SN OR BX | 1769820000 | B.21 |
| LM3R 5.08/69/90 3.5SN OR BX | 1769830000 | B.21 |
| LM3R 5.08/72/90 3.5SN OR BX | 1769840000 | B.21 |
| LM3RZF 5.08/06/135 3.5SN OR BX | 1764910000 | B.99 |
| LM3RZF 5.08/09/135 3.5SN OR BX | 1764920000 | B.99 |
| LM3RZF 5.08/12/135 3.5SN OR BX | 1764930000 | B.99 |
| LM3RZF 5.08/15/135 3.5SN OR BX | 1764940000 | B.99 |
| LM3RZF 5.08/18/135 3.5SN OR BX | 1764950000 | B.99 |
| LM3RZF 5.08/21/135 3.5SN OR BX | 1758040000 | B.99 |
| LM3RZF 5.08/24/135 3.5SN OR BX | 1764960000 | B.99 |
| LM3RZF 5.08/27/135 3.5SN OR BX | 1764970000 | B.99 |
| LM3RZF 5.08/30/135 3.5SN OR BX | 1758030000 | B.99 |
| LM3RZF 5.08/33/135 3.5SN OR BX | 1764980000 | B.99 |
| LM3RZF 5.08/36/135 3.5SN OR BX | 1764990000 | B.99 |
| LM3RZF 5.08/48/135 3.5SN OR BX | 1758050000 | B.99 |
| LMZF 10/10/135 3.5OR | 1953550000 | B.96 |
| LMZF 10/11/135 3.5OR | 1953560000 | B.96 |
| LMZF 10/12/135 3.5OR | 1953570000 | B.96 |
| LMZF 10/2/135 3.5OR | 1953470000 | B.96 |
| LMZF 10/3/135 3.5OR | 1953480000 | B.96 |
| LMZF 10/4/135 3.5OR | 1953490000 | B.96 |
| LMZF 10/5/135 3.5OR | 1953500000 | B.96 |
| LMZF 10/6/135 3.5OR | 1953510000 | B.96 |
| LMZF 10/7/135 3.5OR | 1953520000 | B.96 |
| LMZF 10/8/135 3.5OR | 1953530000 | B.96 |
| LMZF 10/9/135 3.5OR | 1953540000 | B.96 |
| LMZF 5/10/135 3.5OR | 1914070000 | B.92 |
| LMZF 5/11/135 3.5OR | 1914080000 | B.92 |
| LMZF 5/12/135 3.5OR | 1914090000 | B.92 |
| LMZF 5/13/135 3.5OR | 1960140000 | B.92 |
| LMZF 5/14/135 3.5OR | 1960150000 | B.92 |
| LMZF 5/15/135 3.5OR | 1960160000 | B.92 |
| LMZF 5/16/135 3.5OR | 1960170000 | B.92 |
| LMZF 5/17/135 3.5OR | 1960180000 | B.92 |
| LMZF 5/18/135 3.5OR | 1960190000 | B.92 |
| LMZF 5/19/135 3.5OR | 1960200000 | B.92 |
| LMZF 5/2/135 3.5OR | 1913780000 | B.92 |
| LMZF 5/20/135 3.5OR | 1960210000 | B.92 |
| LMZF 5/21/135 3.5OR | 1960220000 | B.92 |
| LMZF 5/22/135 3.5OR | 1960230000 | B.92 |
| LMZF 5/23/135 3.5OR | 1960240000 | B.92 |
| LMZF 5/24/135 3.5OR | 1960250000 | B.92 |
| LMZF 5/3/135 3.5OR | 1913820000 | B.92 |
| LMZF 5/4/135 3.5OR | 1913960000 | B.92 |
| LMZF 5/5/135 3.5OR | 1914000000 | B.92 |
| LMZF 5/6/135 3.5OR | 1914020000 | B.92 |
| LMZF 5/7/135 3.5OR | 1914030000 | B.92 |
| LMZF 5/8/135 3.5OR | 1914040000 | B.92 |
| LMZF 5/9/135 3.5OR | 1914050000 | B.92 |
| LMZF 7/10/135 3.5OR | 1952650000 | B.94 |
| LMZF 7/11/135 3.5OR | 1952660000 | B.94 |
| LMZF 7/12/135 3.5OR | 1952670000 | B.94 |
| LMZF 7/2/135 3.5OR | 1952570000 | B.94 |
| LMZF 7/3/135 3.5OR | 1952580000 | B.94 |
| LMZF 7/4/135 3.5OR | 1952590000 | B.94 |
| LMZF 7/5/135 3.5OR | 1952600000 | B.94 |
| LMZF 7/6/135 3.5OR | 1952610000 | B.94 |
| LMZF 7/7/135 3.5OR | 1952620000 | B.94 |
| LMZF 7/8/135 3.5OR | 1952630000 | B.94 |
| LMZF 7/9/135 3.5OR | 1952640000 | B.94 |
| LMZFL 10/10/135 3.5OR | 1954010000 | B.97 |
| LMZFL 10/11/135 3.5OR | 1954020000 | B.97 |
| LMZFL 10/12/135 3.5OR | 1954030000 | B.97 |
| LMZFL 10/2/135 3.5OR | 1953930000 | B.97 |
| LMZFL 10/3/135 3.5OR | 1953940000 | B.97 |
| LMZFL 10/4/135 3.5OR | 1953950000 | B.97 |
| LMZFL 10/5/135 3.5OR | 1953960000 | B.97 |
| LMZFL 10/6/135 3.5OR | 1953970000 | B.97 |
| LMZFL 10/7/135 3.5OR | 1953980000 | B.97 |
| LMZFL 10/8/135 3.5OR | 1953990000 | B.97 |
| LMZFL 10/9/135 3.5OR | 1954000000 | B.97 |
| LMZFL 5/10/135 3.5OR | 1914860000 | B.93 |
| LMZFL 5/11/135 3.5OR | 1914990000 | B.93 |
| LMZFL 5/12/135 3.5OR | 1915030000 | B.93 |
| LMZFL 5/13/135 3.5OR | 1958320000 | B.93 |
| LMZFL 5/14/135 3.5OR | 1958330000 | B.93 |
| LMZFL 5/15/135 3.5OR | 1958350000 | B.93 |
| LMZFL 5/16/135 3.5OR | 1958370000 | B.93 |
| LMZFL 5/17/135 3.5OR | 1958390000 | B.93 |
| LMZFL 5/18/135 3.5OR | 1958410000 | B.93 |
| LMZFL 5/19/135 3.5OR | 1958440000 | B.93 |
| LMZFL 5/2/135 3.5OR | 1914560000 | B.93 |
| LMZFL 5/20/135 3.5OR | 1958450000 | B.93 |
| LMZFL 5/21/135 3.5OR | 1958470000 | B.93 |
| LMZFL 5/22/135 3.5OR | 1958490000 | B.93 |
| LMZFL 5/23/135 3.5OR | 1958500000 | B.93 |
| LMZFL 5/24/135 3.5OR | 1958510000 | B.93 |
| LMZFL 5/3/135 3.5OR | 1914580000 | B.93 |
| LMZFL 5/4/135 3.5OR | 1914590000 | B.93 |
| LMZFL 5/5/135 3.5OR | 1914600000 | B.93 |
| LMZFL 5/6/135 3.5OR | 1914640000 | B.93 |
| LMZFL 5/7/135 3.5OR | 1914720000 | B.93 |
| LMZFL 5/8/135 3.5OR | 1914790000 | B.93 |
| LMZFL 5/9/135 3.5OR | 1914830000 | B.93 |
| LMZFL 7/10/135 3.5OR | 1953090000 | B.95 |
| LMZFL 7/11/135 3.5OR | 1953100000 | B.95 |
| LMZFL 7/12/135 3.5OR | 1953110000 | B.95 |
| LMZFL 7/2/135 3.5OR | 1953010000 | B.95 |
| LMZFL 7/3/135 3.5OR | 1953020000 | B.95 |
| LMZFL 7/4/135 3.5OR | 1953030000 | B.95 |
| LMZFL 7/5/135 3.5OR | 1953040000 | B.95 |
| LMZFL 7/6/135 3.5OR | 1953050000 | B.95 |
| LMZFL 7/7/135 3.5OR | 1953060000 | B.95 |
| LMZFL 7/8/135 3.5OR | 1953070000 | B.95 |
| LMZFL 7/9/135 3.5OR | 1953080000 | B.95 |
| LP 5.00/02/180 3.2SN OR BX | 1761330000 | B.23 |
| LP 5.00/02/90 3.2SN OR BX | 1594320000 | B.22 |
| LP 5.00/03/180 3.2SN OR BX | 1761340000 | B.23 |
| LP 5.00/03/90 3.2SN OR BX | 1594330000 | B.22 |
| LP 5.00/04/90 3.2SN OR BX | 1608310000 | B.22 |
| LP 5.00/05/90 3.2SN OR BX | 1759100000 | B.22 |
| LP 5.00/06/90 3.2SN OR BX | 1608330000 | B.22 |
| LP 5.00/07/90 3.2SN OR BX | 1844480000 | B.22 |
| LP 5.00/08/90 3.2SN OR BX | 1608350000 | B.22 |
| LP 5.00/09/90 3.2SN OR BX | 1753300000 | B.22 |
| LP 5.00/10/90 3.2SN OR BX | 1608370000 | B.22 |
| LP 5.00/11/90 3.2SN OR BX | 1844490000 | B.22 |
| LP 5.00/12/90 3.2SN OR BX | 1608390000 | B.22 |
| LP 5.00/13/90 3.2SN OR BX | 1233680000 | B.22 |
| LP 5.00/14/90 3.2SN OR BX | 1233690000 | B.22 |
| LP 5.00/15/90 3.2SN OR BX | 1233710000 | B.22 |
| LP 5.00/16/90 3.2SN OR BX | 1608410000 | B.22 |
| LP 5.00/17/90 3.2SN OR BX | 1169210000 | B.22 |
| LP 5.00/18/90 3.2SN OR BX | 1237730000 | B.22 |
| LP 5.00/19/90 3.2SN OR BX | 1233720000 | B.22 |
| LP 5.00/20/90 3.2SN OR BX | 1233730000 | B.22 |
| LP 5.00/21/90 3.2SN OR BX | 1233740000 | B.22 |
| LP 5.00/22/90 3.2SN OR BX | 1233750000 | B.22 |
| LP 5.00/23/90 3.2SN OR BX | 1233770000 | B.22 |
| LP 5.00/24/90 3.2SN OR BX | 1608430000 | B.22 |
| LP 5.08/02/135 3.2 OR | 1595730000 | B.25 |
| LP 5.08/02/180 3.2SN OR BX | 1753810000 | B.25 |
| LP 5.08/02/90 3.2SN OR BX | 1592820000 | B.24 |
| LP 5.08/03/135 3.2 OR | 1595690000 | B.25 |
| LP 5.08/03/180 3.2SN OR BX | 1753820000 | B.25 |
| LP 5.08/03/90 3.2SN OR BX | 1592830000 | B.24 |
| LP 5.08/04/90 3.2SN OR BX | 1594360000 | B.24 |
| LP 5.08/05/135 3.2 OR | 1843150000 | B.25 |
| LP 5.08/05/90 3.2SN OR BX | 1724530000 | B.24 |
| LP 5.08/06/135 3.2 OR | 1759360000 | B.25 |
| LP 5.08/06/90 3.2SN OR BX | 1608250000 | B.24 |
| LP 5.08/07/135 3.2 OR | 1843160000 | B.25 |
| LP 5.08/07/90 3.2SN OR BX | 1759120000 | B.24 |
| LP 5.08/08/135 3.2 OR | 1752940000 | B.25 |
| LP 5.08/08/90 3.2SN OR BX | 1594370000 | B.24 |
| LP 5.08/09/135 3.2 OR | 1843170000 | B.25 |
| LP 5.08/09/90 3.2SN OR BX | 1759130000 | B.24 |
| LP 5.08/10/135 3.2 OR | 1843180000 | B.25 |
| LP 5.08/10/90 3.2SN OR BX | 1594380000 | B.24 |
| LP 5.08/11/135 3.2 OR | 1843190000 | B.25 |
| LP 5.08/11/90 3.2SN OR BX | 1760480000 | B.24 |
| LP 5.08/12/135 3.2 OR | 1843200000 | B.25 |
| LP 5.08/12/90 3.2SN OR BX | 1608270000 | B.24 |
| LP 5.08/13/90 3.2SN OR BX | 1759140000 | B.24 |
| LP 5.08/14/90 3.2SN OR BX | 1759150000 | B.24 |
| LP 5.08/15/90 3.2SN OR BX | 1759160000 | B.24 |
| LP 5.08/16/90 3.2SN OR BX | 1594390000 | B.24 |
| LP 5.08/17/90 3.2SN OR BX | 1759170000 | B.24 |
| LP 5.08/18/90 3.2SN OR BX | 1759180000 | B.24 |
| LP 5.08/19/90 3.2SN OR BX | 1844450000 | B.24 |
| LP 5.08/20/90 3.2SN OR BX | 1759190000 | B.24 |
| LP 5.08/21/90 3.2SN OR BX | 1759200000 | B.24 |
| LP 5.08/22/90 3.2SN OR BX | 1844460000 | B.24 |
| LP 5.08/23/90 3.2SN OR BX | 1844470000 | B.24 |
| LP 5.08/24/90 3.2SN OR BX | 1608290000 | B.24 |
| LP 7.50/02/180 3.2SN OR BX | 1761370000 | B.33 |
| LP 7.50/02/90 3.2SN OR BX | 1594420000 | B.32 |
| LP 7.50/03/180 3.2SN OR BX | 1761380000 | B.33 |
| LP 7.50/03/90 3.2SN OR BX | 1594430000 | B.32 |
| LP 7.62/02/180 3.2SN OR BX | 1753890000 | B.35 |
| LP 7.62/02/90 3.2SN OR BX | 1594460000 | B.34 |
| LP 7.62/03/180 3.2SN OR BX | 1753900000 | B.35 |
| LP 7.62/03/90 3.2SN OR BX | 1594470000 | B.34 |
| LP1H 5.08/02/90 3.2SN OR BX | 1640910000 | B.29 |
| LP1H 5.08/03/90 3.2SN OR BX | 1640920000 | B.29 |
| LP1N 5.00/02/90 3.2SN OR BX | 1640870000 | B.26 |
| LP1N 5.00/03/90 3.2SN OR BX | 1640880000 | B.26 |
| LP1N 5.08/02/90 3.2SN OR BX | 1640830000 | B.28 |
| LP1N 5.08/03/90 3.2SN OR BX | 1640840000 | B.28 |
| LP2HR 5.08/04/90 3.2SN OR BX | 1636210000 | B.29 |
| LP2HR 5.08/06/90 3.2SN OR BX | 1636220000 | B.29 |
| LP2HR 5.08/08/90 3.2SN OR BX | 1636230000 | B.29 |
| LP2HR 5.08/10/90 3.2SN OR BX | 1636240000 | B.29 |
| LP2HR 5.08/12/90 3.2SN OR BX | 1844660000 | B.29 |
| LP2HR 5.08/14/90 3.2SN OR BX | 1844670000 | B.29 |
| LP2HR 5.08/16/90 3.2SN OR BX | 1636250000 | B.29 |
| LP2HR 5.08/18/90 3.2SN OR BX | 1844680000 | B.29 |
| LP2HR 5.08/20/90 3.2SN OR BX | 1636260000 | B.29 |
| LP2HR 5.08/24/90 3.2SN OR BX | 1636270000 | B.29 |
| LP2HR 5.08/26/90 3.2SN OR BX | 1844690000 | B.29 |
| LP2HR 5.08/28/90 3.2SN OR BX | 1844700000 | B.29 |
| LP2HR 5.08/30/90 3.2SN OR BX | 1636280000 | B.29 |
| LP2HR 5.08/32/90 3.2SN OR BX | 1844710000 | B.29 |
| LP2HR 5.08/34/90 3.2SN OR BX | 1844720000 | B.29 |
| LP2HR 5.08/36/90 3.2SN OR BX | 1844730000 | B.29 |
| LP2HR 5.08/38/90 3.2SN OR BX | 1844740000 | B.29 |
| LP2HR 5.08/40/90 3.2SN OR BX | 1844750000 | B.29 |
| LP2HR 5.08/42/90 3.2SN OR BX | 1844760000 | B.29 |
| LP2HR 5.08/44/90 3.2SN OR BX | 1844770000 | B.29 |
| LP2HR 5.08/46/90 3.2SN OR BX | 1844780000 | B.29 |
| LP2HR 5.08/48/90 3.2SN OR BX | 1646480000 | B.29 |
| LP2N 5.00/04/90 3.2SN OR BX | 1635160000 | B.27 |
| LP2N 5.00/06/90 3.2SN OR BX | 1625560000 | B.27 |
| LP2N 5.00/08/90 3.2SN OR BX | 1596450000 | B.27 |
| LP2N 5.00/10/90 3.2SN OR BX | 1596490000 | B.27 |
| LP2N 5.00/16/90 3.2SN OR BX | 1596550000 | B.27 |
| LP2N 5.00/20/90 3.2SN OR BX | 1596590000 | B.27 |
| LP2N 5.00/24/90 3.2SN OR BX | 1596630000 | B.27 |
| LP2N 5.00/30/90 3.2SN OR BX | 1596670000 | B.27 |
| LP2N 5.08/04/90 3.2SN OR BX | 1635140000 | B.29 |
| LP2N 5.08/06/90 3.2SN OR BX | 1625540000 | B.29 |
| LP2N 5.08/08/90 3.2SN OR BX | 1596460000 | B.29 |
| LP2N 5.08/10/90 3.2SN OR BX | 1596510000 | B.29 |
| LP2N 5.08/12/90 3.2SN OR BX | 1844510000 | B.29 |
| LP2N 5.08/14/90 3.2SN OR BX | 1844520000 | B.29 |
| LP2N 5.08/16/90 3.2SN OR BX | 1596530000 | B.29 |
| LP2N 5.08/18/90 3.2SN OR BX | 1844530000 | B.29 |
| LP2N 5.08/20/90 3.2SN OR BX | 1596570000 | B.29 |
| LP2N 5.08/22/90 3.2SN OR BX | 1844540000 | B.29 |
| LP2N 5.08/24/90 3.2SN OR BX | 1596610000 | B.29 |
| LP2N 5.08/26/90 3.2SN OR BX | 1844550000 | B.29 |
| LP2N 5.08/28/90 3.2SN OR BX | 1844560000 | B.29 |
| LP2N 5.08/30/90 3.2SN OR BX | 1596650000 | B.29 |
| LP2N 5.08/32/90 3.2SN OR BX | 1844570000 | B.29 |
| LP2N 5.08/34/90 3.2SN OR BX | 1844580000 | B.29 |
| LP2N 5.08/36/90 3.2SN OR BX | 1844590000 | B.29 |
| LP2N 5.08/38/90 3.2SN OR BX | 1844600000 | B.29 |
| LP2N 5.08/40/90 3.2SN OR BX | 1844610000 | B.29 |
| LP2N 5.08/42/90 3.2SN OR BX | 1844620000 | B.29 |
| LP2N 5.08/44/90 3.2SN OR BX | 1844630000 | B.29 |
| LP2N 5.08/46/90 3.2SN OR BX | 1844640000 | B.29 |
| LP2N 5.08/48/90 3.2SN OR BX | 1844650000 | B.29 |
| LP3R 5.08/06/90 3.2SN OR BX | 1653930000 | B.30 |
| LP3R 5.08/09/90 3.2SN OR BX | 1596320000 | B.30 |
| LP3R 5.08/12/90 3.2SN OR BX | 1596340000 | B.30 |
| LP3R 5.08/15/90 3.2SN OR BX | 1596360000 | B.30 |
| LP3R 5.08/18/90 3.2SN OR BX | 1596380000 | B.30 |
| LP3R 5.08/21/90 3.2SN OR BX | 1844790000 | B.30 |
| LP3R 5.08/24/90 3.2SN OR BX | 1596400000 | B.30 |
| LP3R 5.08/27/90 3.2SN OR BX | 1844800000 | B.30 |
| LP3R 5.08/30/90 3.2SN OR BX | 1596420000 | B.30 |
| LP3R 5.08/33/90 3.2SN OR BX | 1844810000 | B.30 |
| LP3R 5.08/36/90 3.2SN OR BX | 1844820000 | B.30 |
| LP3R 5.08/39/90 3.2SN OR BX | 1844830000 | B.30 |
| LP3R 5.08/42/90 3.2SN OR BX | 1844840000 | B.30 |
| LP3R 5.08/45/90 3.2SN OR BX | 1844850000 | B.30 |
| LP3R 5.08/48/90 3.2SN OR BX | 1844860000 | B.30 |
| LP3R 5.08/51/90 3.2SN OR BX | 1844870000 | B.30 |
| LP3R 5.08/54/90 3.2SN OR BX | 1844880000 | B.30 |
| LP3R 5.08/57/90 3.2SN OR BX | 1844890000 | B.30 |
| LP3R 5.08/60/90 3.2SN OR BX | 1844900000 | B.30 |
| LP3R 5.08/63/90 3.2SN OR BX | 1844910000 | B.30 |
| LP3R 5.08/66/90 3.2SN OR BX | 1844920000 | B.30 |
| LP3R 5.08/69/90 3.2SN OR BX | 1844930000 | B.30 |
| LP3R 5.08/72/90 3.2SN OR BX | 1844940000 | B.30 |
| LP5.00/10/135 3.2 OR | 1843260000 | B.23 |
| LP5.00/11/135 3.2 OR | 1843270000 | B.23 |
| LP5.00/12/135 3.2 OR | 1843280000 | B.23 |
| LP5.00/2/135 3.2 OR | 1595750000 | B.23 |
| LP5.00/3/135 3.2 OR | 1595710000 | B.23 |
| LP5.00/4/135 3.2 OR | 1791710000 | B.23 |
| LP5.00/5/135 3.2 OR | 1843210000 | B.23 |
| LP5.00/6/135 3.2 OR | 1843220000 | B.23 |
| LP5.00/7/135 3.2 OR | 1843230000 | B.23 |
| LP5.00/8/135 3.2 OR | 1843240000 | B.23 |
| LP5.00/9/135 3.2 OR | 1843250000 | B.23 |
| LP7.50/2/135 3.2 OR | 1595770000 | B.33 |
| LP7.50/3/135 3.2 OR | 1595810000 | B.33 |
| LP7.62/2/135 3.2 OR | 1595790000 | B.35 |
| LP7.62/3/135 3.2 OR | 1595830000 | B.35 |
| LPA BZ2 | 1497260000 | D.14 |
| LPA BZ3 | 1497360000 | D.14 |
| LPA FA2 | 1495960000 | D.14 |
| LPA FA2 BZ | 1496160000 | D.14 |
| LPA FA3 | 1496060000 | D.14 |
| LPA FA3 BZ | 1496260000 | D.14 |
| LPA QB 10 | 1472500000 | D.15 |
| LPA QB 17 | 1584770000 | D.15 |
| LPA QB 2 | 1472200000 | D.15 |
| LPA QB 24 | 1472600000 | D.15 |
| LPA QB 3 | 1472300000 | D.15 |



«ЭЛЕКТРО-ПРОФИ» - http://www.ep.ru

| Type | Order No. | Page |
|---|---|---|
| LPA QB 4 | 1472400000 | D.15 |
| LPA SI STI3.2 OR | 1495060000 | D.13 |
| LPA TR STI3.2 OR | 1495460000 | D.13 |
| LPBB MU OR | 1747530000 | D.7 |
| LPBB MU SW | 1747550000 | D.7 |
| LPBB OR | 1747540000 | D.7 |
| LPBB SW | 1747560000 | D.7 |
| LPP 5.00/02/90 3.2SN OR BX | 1594340000 | B.23 |
| LPP 5.00/03/90 3.2SN OR BX | 1594350000 | B.23 |
| LPP 5.08/02/90 3.2SN OR BX | 1594400000 | B.25 |
| LPP 5.08/03/90 3.2SN OR BX | 1594410000 | B.25 |
| LPP 7.50/02/90 3.2SN OR BX | 1594440000 | B.33 |
| LPP 7.50/03/90 3.2SN OR BX | 1594450000 | B.33 |
| LPP 7.62/02/90 3.2SN OR BX | 1594480000 | B.35 |
| LPP 7.62/03/90 3.2SN OR BX | 1594490000 | B.35 |
| LPTR 5.08/01/90 3.2SN OR BX | 1755180000 | B.31 |
| LPTR 5.08/01/90 4.5SN OR BX | 1755230000 | B.31 |
| LPZP 1.27/90 OR | 1747490000 | D.12 |
| LPZP 1.27/90 SW | 1747510000 | D.12 |
| LPZP 2.54/135 OR | 1753740000 | D.12 |
| LPZP 2.54/135 SW | 1753750000 | D.12 |
| LPZP 2.54/90 OR | 1747480000 | D.12 |
| LPZP 2.54/90 SW | 1747500000 | D.12 |
| LPZP1N 2.54 OR | 1747470000 | D.13 |
| LPZP1N 2.54 SW | 1747520000 | D.13 |
| LS 5.08/02/90 3.5SN OR BX | 1912520000 | B.12 |
| LS 5.08/03/90 3.5SN OR BX | 1912530000 | B.12 |
| LS 5.08/04/90 3.5SN OR BX | 1912540000 | B.12 |
| LS 5.08/05/90 3.5SN OR BX | 1912560000 | B.12 |
| LS 5.08/06/90 3.5SN OR BX | 1912570000 | B.12 |
| LS 5.08/07/90 3.5SN OR BX | 1912850000 | B.12 |
| LS 5.08/08/90 3.5SN OR BX | 1912890000 | B.12 |
| LS 5.08/09/90 3.5SN OR BX | 1912900000 | B.12 |
| LS 5.08/10/90 3.5SN OR BX | 1912910000 | B.12 |
| LS 5.08/11/90 3.5SN OR BX | 1912930000 | B.12 |
| LS 5.08/12/90 3.5SN OR BX | 1912940000 | B.12 |
| LSF-SMT 3.50/02/135 1.5SN BK RL | 1887550000 | B.59 |
| LSF-SMT 3.50/02/135 1.5SN BK TU | 1885180000 | B.58 |
| LSF-SMT 3.50/02/135 3.5SN BK RL | 1887340000 | B.59 |
| LSF-SMT 3.50/02/135 3.5SN BK TU | 1885650000 | B.58 |
| LSF-SMT 3.50/02/180 1.5SN BK RL | 1874490000 | B.61 |
| LSF-SMT 3.50/02/180 1.5SN BK TU | 1870640000 | B.60 |
| LSF-SMT 3.50/02/180 3.5SN BK RL | 1874510000 | B.61 |
| LSF-SMT 3.50/02/180 3.5SN BK TU | 1825640000 | B.60 |
| LSF-SMT 3.50/02/90 1.5SN BK RL | 1874690000 | B.57 |
| LSF-SMT 3.50/02/90 1.5SN BK TU | 1870500000 | B.56 |
| LSF-SMT 3.50/02/90 3.5SN BK RL | 1874990000 | B.57 |
| LSF-SMT 3.50/02/90 3.5SN BK TU | 1824420000 | B.56 |
| LSF-SMT 3.50/03/135 1.5SN BK RL | 1887560000 | B.59 |
| LSF-SMT 3.50/03/135 1.5SN BK TU | 1885190000 | B.58 |
| LSF-SMT 3.50/03/135 3.5SN BK RL | 1887350000 | B.59 |
| LSF-SMT 3.50/03/135 3.5SN BK TU | 1885660000 | B.58 |
| LSF-SMT 3.50/03/180 1.5SN BK RL | 1874300000 | B.61 |
| LSF-SMT 3.50/03/180 1.5SN BK TU | 1870650000 | B.60 |
| LSF-SMT 3.50/03/180 3.5SN BK RL | 1874520000 | B.61 |
| LSF-SMT 3.50/03/180 3.5SN BK TU | 1825650000 | B.60 |
| LSF-SMT 3.50/03/90 1.5SN BK RL | 1874710000 | B.57 |
| LSF-SMT 3.50/03/90 1.5SN BK TU | 1870530000 | B.56 |
| LSF-SMT 3.50/03/90 3.5SN BK RL | 1875030000 | B.57 |
| LSF-SMT 3.50/03/90 3.5SN BK TU | 1824430000 | B.56 |
| LSF-SMT 3.50/04/135 1.5SN BK RL | 1887580000 | B.59 |
| LSF-SMT 3.50/04/135 1.5SN BK TU | 1885200000 | B.58 |
| LSF-SMT 3.50/04/135 3.5SN BK RL | 1887360000 | B.59 |
| LSF-SMT 3.50/04/135 3.5SN BK TU | 1885670000 | B.58 |
| LSF-SMT 3.50/04/180 1.5SN BK RL | 1874280000 | B.61 |
| LSF-SMT 3.50/04/180 1.5SN BK TU | 1870660000 | B.60 |
| LSF-SMT 3.50/04/180 3.5SN BK RL | 1874540000 | B.61 |
| LSF-SMT 3.50/04/180 3.5SN BK TU | 1825660000 | B.60 |
| LSF-SMT 3.50/04/90 1.5SN BK RL | 1874730000 | B.57 |
| LSF-SMT 3.50/04/90 1.5SN BK TU | 1870550000 | B.56 |
| LSF-SMT 3.50/04/90 3.5SN BK RL | 1875050000 | B.57 |
| LSF-SMT 3.50/04/90 3.5SN BK TU | 1824440000 | B.56 |
| LSF-SMT 3.50/05/135 1.5SN BK RL | 1887630000 | B.59 |
| LSF-SMT 3.50/05/135 1.5SN BK TU | 1885210000 | B.58 |
| LSF-SMT 3.50/05/135 3.5SN BK RL | 1887460000 | B.59 |
| LSF-SMT 3.50/05/135 3.5SN BK TU | 1885680000 | B.58 |
| LSF-SMT 3.50/05/180 1.5SN BK RL | 1874310000 | B.61 |
| LSF-SMT 3.50/05/180 1.5SN BK TU | 1870670000 | B.60 |
| LSF-SMT 3.50/05/180 3.5SN BK RL | 1874560000 | B.61 |
| LSF-SMT 3.50/05/180 3.5SN BK TU | 1825670000 | B.60 |
| LSF-SMT 3.50/05/90 1.5SN BK RL | 1874740000 | B.57 |
| LSF-SMT 3.50/05/90 1.5SN BK TU | 1870580000 | B.56 |
| LSF-SMT 3.50/05/90 3.5SN BK RL | 1875070000 | B.57 |
| LSF-SMT 3.50/05/90 3.5SN BK TU | 1824450000 | B.56 |
| LSF-SMT 3.50/06/135 1.5SN BK RL | 1887640000 | B.59 |
| LSF-SMT 3.50/06/135 1.5SN BK TU | 1885220000 | B.58 |
| LSF-SMT 3.50/06/135 3.5SN BK RL | 1887470000 | B.59 |
| LSF-SMT 3.50/06/135 3.5SN BK TU | 1885690000 | B.58 |
| LSF-SMT 3.50/06/180 1.5SN BK RL | 1874320000 | B.61 |
| LSF-SMT 3.50/06/180 1.5SN BK TU | 1870680000 | B.60 |
| LSF-SMT 3.50/06/180 3.5SN BK RL | 1874590000 | B.61 |
| LSF-SMT 3.50/06/180 3.5SN BK TU | 1825680000 | B.60 |
| LSF-SMT 3.50/06/90 1.5SN BK RL | 1874810000 | B.57 |
| LSF-SMT 3.50/06/90 1.5SN BK TU | 1870590000 | B.56 |
| LSF-SMT 3.50/06/90 3.5SN BK RL | 1875080000 | B.57 |
| LSF-SMT 3.50/06/90 3.5SN BK TU | 1824460000 | B.56 |
| LSF-SMT 3.50/07/135 1.5SN BK RL | 1887650000 | B.59 |
| LSF-SMT 3.50/07/135 1.5SN BK TU | 1885230000 | B.58 |
| LSF-SMT 3.50/07/135 3.5SN BK RL | 1887480000 | B.59 |
| LSF-SMT 3.50/07/135 3.5SN BK TU | 1885700000 | B.58 |
| LSF-SMT 3.50/07/180 1.5SN BK RL | 1874340000 | B.61 |
| LSF-SMT 3.50/07/180 1.5SN BK TU | 1870690000 | B.60 |
| LSF-SMT 3.50/07/180 3.5SN BK RL | 1874600000 | B.61 |
| LSF-SMT 3.50/07/180 3.5SN BK TU | 1825690000 | B.60 |
| LSF-SMT 3.50/07/90 1.5SN BK RL | 1874840000 | B.57 |
| LSF-SMT 3.50/07/90 1.5SN BK TU | 1871020000 | B.56 |
| LSF-SMT 3.50/07/90 3.5SN BK RL | 1875100000 | B.57 |
| LSF-SMT 3.50/07/90 3.5SN BK TU | 1824470000 | B.56 |
| LSF-SMT 3.50/08/135 1.5SN BK RL | 1887660000 | B.59 |
| LSF-SMT 3.50/08/135 1.5SN BK TU | 1885240000 | B.58 |
| LSF-SMT 3.50/08/135 3.5SN BK RL | 1887490000 | B.59 |
| LSF-SMT 3.50/08/135 3.5SN BK TU | 1885710000 | B.58 |
| LSF-SMT 3.50/08/180 1.5SN BK RL | 1874350000 | B.61 |
| LSF-SMT 3.50/08/180 1.5SN BK TU | 1870700000 | B.60 |
| LSF-SMT 3.50/08/180 3.5SN BK RL | 1874610000 | B.61 |
| LSF-SMT 3.50/08/180 3.5SN BK TU | 1825700000 | B.60 |
| LSF-SMT 3.50/08/90 1.5SN BK RL | 1874890000 | B.57 |
| LSF-SMT 3.50/08/90 1.5SN BK TU | 1871030000 | B.56 |
| LSF-SMT 3.50/08/90 3.5SN BK RL | 1875110000 | B.57 |
| LSF-SMT 3.50/08/90 3.5SN BK TU | 1824480000 | B.56 |
| LSF-SMT 3.50/09/135 1.5SN BK RL | 1887670000 | B.59 |
| LSF-SMT 3.50/09/135 1.5SN BK TU | 1885250000 | B.58 |
| LSF-SMT 3.50/09/135 3.5SN BK RL | 1887500000 | B.59 |
| LSF-SMT 3.50/09/135 3.5SN BK TU | 1885720000 | B.58 |
| LSF-SMT 3.50/09/180 1.5SN BK RL | 1874370000 | B.61 |
| LSF-SMT 3.50/09/180 1.5SN BK TU | 1870710000 | B.60 |
| LSF-SMT 3.50/09/180 3.5SN BK RL | 1874620000 | B.61 |
| LSF-SMT 3.50/09/180 3.5SN BK TU | 1825710000 | B.60 |
| LSF-SMT 3.50/09/90 1.5SN BK RL | 1874900000 | B.57 |
| LSF-SMT 3.50/09/90 1.5SN BK TU | 1871040000 | B.56 |
| LSF-SMT 3.50/09/90 3.5SN BK RL | 1875120000 | B.57 |
| LSF-SMT 3.50/09/90 3.5SN BK TU | 1824490000 | B.56 |
| LSF-SMT 3.50/10/135 1.5SN BK RL | 1887680000 | B.59 |
| LSF-SMT 3.50/10/135 1.5SN BK TU | 1885260000 | B.58 |
| LSF-SMT 3.50/10/135 3.5SN BK RL | 1887510000 | B.59 |
| LSF-SMT 3.50/10/135 3.5SN BK TU | 1885730000 | B.58 |
| LSF-SMT 3.50/10/180 1.5SN BK RL | 1874380000 | B.61 |
| LSF-SMT 3.50/10/180 1.5SN BK TU | 1870720000 | B.60 |
| LSF-SMT 3.50/10/180 3.5SN BK RL | 1874640000 | B.61 |
| LSF-SMT 3.50/10/180 3.5SN BK TU | 1825720000 | B.60 |
| LSF-SMT 3.50/10/90 1.5SN BK RL | 1874930000 | B.57 |
| LSF-SMT 3.50/10/90 1.5SN BK TU | 1871050000 | B.56 |
| LSF-SMT 3.50/10/90 3.5SN BK RL | 1875130000 | B.57 |
| LSF-SMT 3.50/10/90 3.5SN BK TU | 1824500000 | B.56 |
| LSF-SMT 3.50/11/135 1.5SN BK RL | 1887690000 | B.59 |
| LSF-SMT 3.50/11/135 1.5SN BK TU | 1885270000 | B.58 |
| LSF-SMT 3.50/11/135 3.5SN BK RL | 1887520000 | B.59 |
| LSF-SMT 3.50/11/135 3.5SN BK TU | 1885740000 | B.58 |
| LSF-SMT 3.50/11/180 1.5SN BK RL | 1874400000 | B.61 |
| LSF-SMT 3.50/11/180 1.5SN BK TU | 1870730000 | B.60 |
| LSF-SMT 3.50/11/180 3.5SN BK RL | 1874660000 | B.61 |
| LSF-SMT 3.50/11/180 3.5SN BK TU | 1825730000 | B.60 |
| LSF-SMT 3.50/11/90 1.5SN BK RL | 1874940000 | B.57 |
| LSF-SMT 3.50/11/90 1.5SN BK TU | 1871060000 | B.56 |
| LSF-SMT 3.50/11/90 3.5SN BK RL | 1875140000 | B.57 |
| LSF-SMT 3.50/11/90 3.5SN BK TU | 1824510000 | B.56 |
| LSF-SMT 3.50/12/135 1.5SN BK RL | 1887700000 | B.59 |
| LSF-SMT 3.50/12/135 1.5SN BK TU | 1885280000 | B.58 |
| LSF-SMT 3.50/12/135 3.5SN BK RL | 1887530000 | B.59 |
| LSF-SMT 3.50/12/135 3.5SN BK TU | 1885750000 | B.58 |
| LSF-SMT 3.50/12/180 1.5SN BK RL | 1874420000 | B.61 |
| LSF-SMT 3.50/12/180 1.5SN BK TU | 1870740000 | B.60 |
| LSF-SMT 3.50/12/180 3.5SN BK RL | 1874680000 | B.61 |
| LSF-SMT 3.50/12/180 3.5SN BK TU | 1825740000 | B.60 |
| LSF-SMT 3.50/12/90 1.5SN BK RL | 1874970000 | B.57 |
| LSF-SMT 3.50/12/90 1.5SN BK TU | 1871070000 | B.56 |
| LSF-SMT 3.50/12/90 3.5SN BK RL | 1875160000 | B.57 |
| LSF-SMT 3.50/12/90 3.5SN BK TU | 1824520000 | B.56 |
| LSF-SMT 3.50/13/135 1.5SN BK RL | 1885290000 | B.58 |
| LSF-SMT 3.50/13/135 3.5SN BK TU | 1885760000 | B.58 |
| LSF-SMT 3.50/13/180 1.5SN BK TU | 1870750000 | B.60 |
| LSF-SMT 3.50/13/180 3.5SN BK TU | 1870350000 | B.60 |
| LSF-SMT 3.50/13/90 1.5SN BK TU | 1871080000 | B.56 |
| LSF-SMT 3.50/13/90 3.5SN BK TU | 1870380000 | B.56 |
| LSF-SMT 3.50/14/135 1.5SN BK TU | 1885300000 | B.58 |
| LSF-SMT 3.50/14/135 3.5SN BK TU | 1885770000 | B.58 |
| LSF-SMT 3.50/14/180 1.5SN BK TU | 1870760000 | B.60 |
| LSF-SMT 3.50/14/180 3.5SN BK TU | 1870360000 | B.60 |
| LSF-SMT 3.50/14/90 1.5SN BK TU | 1871090000 | B.56 |
| LSF-SMT 3.50/14/90 3.5SN BK TU | 1870390000 | B.56 |
| LSF-SMT 3.50/15/135 1.5SN BK TU | 1885310000 | B.58 |
| LSF-SMT 3.50/15/135 3.5SN BK TU | 1885780000 | B.58 |
| LSF-SMT 3.50/15/180 1.5SN BK TU | 1870770000 | B.60 |
| LSF-SMT 3.50/15/180 3.5SN BK TU | 1870370000 | B.60 |
| LSF-SMT 3.50/15/90 1.5SN BK TU | 1871100000 | B.56 |
| LSF-SMT 3.50/15/90 3.5SN BK TU | 1870400000 | B.56 |
| LSF-SMT 3.50/16/135 1.5SN BK TU | 1885320000 | B.58 |
| LSF-SMT 3.50/16/135 3.5SN BK TU | 1885790000 | B.58 |
| LSF-SMT 3.50/16/180 1.5SN BK TU | 1870790000 | B.60 |
| LSF-SMT 3.50/16/180 3.5SN BK TU | 1870510000 | B.60 |
| LSF-SMT 3.50/16/90 1.5SN BK TU | 1871110000 | B.56 |
| LSF-SMT 3.50/16/90 3.5SN BK TU | 1870410000 | B.56 |
| LSF-SMT 3.50/17/135 1.5SN BK TU | 1885330000 | B.58 |
| LSF-SMT 3.50/17/135 3.5SN BK TU | 1885800000 | B.58 |
| LSF-SMT 3.50/17/180 1.5SN BK TU | 1870800000 | B.60 |
| LSF-SMT 3.50/17/180 3.5SN BK TU | 1870520000 | B.60 |
| LSF-SMT 3.50/17/90 1.5SN BK TU | 1871120000 | B.56 |
| LSF-SMT 3.50/17/90 3.5SN BK TU | 1870420000 | B.56 |
| LSF-SMT 3.50/18/135 1.5SN BK TU | 1885340000 | B.58 |
| LSF-SMT 3.50/18/135 3.5SN BK TU | 1885810000 | B.58 |
| LSF-SMT 3.50/18/180 1.5SN BK TU | 1870830000 | B.60 |
| LSF-SMT 3.50/18/180 3.5SN BK TU | 1870540000 | B.60 |
| LSF-SMT 3.50/18/90 1.5SN BK TU | 1871130000 | B.56 |
| LSF-SMT 3.50/18/90 3.5SN BK TU | 1870430000 | B.56 |
| LSF-SMT 3.50/19/135 1.5SN BK TU | 1885350000 | B.58 |
| LSF-SMT 3.50/19/135 3.5SN BK TU | 1885820000 | B.58 |
| LSF-SMT 3.50/19/180 1.5SN BK TU | 1870840000 | B.60 |
| LSF-SMT 3.50/19/180 3.5SN BK TU | 1870560000 | B.60 |
| LSF-SMT 3.50/19/90 1.5SN BK TU | 1871140000 | B.56 |
| LSF-SMT 3.50/19/90 3.5SN BK TU | 1870440000 | B.56 |
| LSF-SMT 3.50/20/135 1.5SN BK TU | 1885360000 | B.58 |
| LSF-SMT 3.50/20/135 3.5SN BK TU | 1885830000 | B.58 |
| LSF-SMT 3.50/20/180 1.5SN BK TU | 1870850000 | B.60 |
| LSF-SMT 3.50/20/180 3.5SN BK TU | 1870570000 | B.60 |
| LSF-SMT 3.50/20/90 1.5SN BK TU | 1871150000 | B.56 |
| LSF-SMT 3.50/20/90 3.5SN BK TU | 1870450000 | B.56 |
| LSF-SMT 3.50/21/135 1.5SN BK TU | 1885370000 | B.58 |
| LSF-SMT 3.50/21/135 3.5SN BK TU | 1885840000 | B.58 |
| LSF-SMT 3.50/21/180 1.5SN BK TU | 1870860000 | B.60 |
| LSF-SMT 3.50/21/180 3.5SN BK TU | 1870600000 | B.60 |
| LSF-SMT 3.50/21/90 1.5SN BK TU | 1871160000 | B.56 |
| LSF-SMT 3.50/21/90 3.5SN BK TU | 1870460000 | B.56 |
| LSF-SMT 3.50/22/135 1.5SN BK TU | 1885380000 | B.58 |
| LSF-SMT 3.50/22/135 3.5SN BK TU | 1885850000 | B.58 |
| LSF-SMT 3.50/22/180 1.5SN BK TU | 1870870000 | B.60 |
| LSF-SMT 3.50/22/180 3.5SN BK TU | 1870610000 | B.60 |
| LSF-SMT 3.50/22/90 1.5SN BK TU | 1871170000 | B.56 |
| LSF-SMT 3.50/22/90 3.5SN BK TU | 1870470000 | B.56 |
| LSF-SMT 3.50/23/135 1.5SN BK TU | 1885390000 | B.58 |
| LSF-SMT 3.50/23/135 3.5SN BK TU | 1885860000 | B.58 |
| LSF-SMT 3.50/23/180 1.5SN BK TU | 1870880000 | B.60 |
| LSF-SMT 3.50/23/180 3.5SN BK TU | 1870620000 | B.60 |
| LSF-SMT 3.50/23/90 1.5SN BK TU | 1871180000 | B.56 |
| LSF-SMT 3.50/23/90 3.5SN BK TU | 1870480000 | B.56 |
| LSF-SMT 3.50/24/135 1.5SN BK TU | 1885400000 | B.58 |
| LSF-SMT 3.50/24/135 3.5SN BK TU | 1885870000 | B.58 |
| LSF-SMT 3.50/24/180 1.5SN BK TU | 1870890000 | B.60 |
| LSF-SMT 3.50/24/180 3.5SN BK TU | 1870630000 | B.60 |
| LSF-SMT 3.50/24/90 1.5SN BK TU | 1871190000 | B.56 |
| LSF-SMT 3.50/24/90 3.5SN BK TU | 1870490000 | B.56 |
| LSF-SMT 3.81/02/135 1.5SN BK RL | 1888450000 | B.65 |
| LSF-SMT 3.81/02/135 1.5SN BK TU | 1885410000 | B.64 |
| LSF-SMT 3.81/02/135 3.5SN BK RL | 1888320000 | B.65 |
| LSF-SMT 3.81/02/135 3.5SN BK TU | 1885880000 | B.64 |
| LSF-SMT 3.81/02/180 1.5SN BK RL | 1875320000 | B.67 |
| LSF-SMT 3.81/02/180 1.5SN BK TU | 1869890000 | B.66 |
| LSF-SMT 3.81/02/180 3.5SN BK RL | 1875550000 | B.67 |
| LSF-SMT 3.81/02/180 3.5SN BK TU | 1825790000 | B.66 |
| LSF-SMT 3.81/02/90 1.5SN BK RL | 1875170000 | B.63 |
| LSF-SMT 3.81/02/90 1.5SN BK TU | 1869360000 | B.62 |
| LSF-SMT 3.81/02/90 3.5SN BK RL | 1875920000 | B.63 |
| LSF-SMT 3.81/02/90 3.5SN BK TU | 1824620000 | B.62 |
| LSF-SMT 3.81/03/135 1.5SN BK RL | 1888460000 | B.65 |
| LSF-SMT 3.81/03/135 1.5SN BK TU | 1885420000 | B.64 |
| LSF-SMT 3.81/03/135 3.5SN BK RL | 1888330000 | B.65 |
| LSF-SMT 3.81/03/135 3.5SN BK TU | 1885890000 | B.64 |
| LSF-SMT 3.81/03/180 1.5SN BK RL | 1875330000 | B.67 |
| LSF-SMT 3.81/03/180 1.5SN BK TU | 1869900000 | B.66 |
| LSF-SMT 3.81/03/180 3.5SN BK RL | 1875570000 | B.67 |
| LSF-SMT 3.81/03/180 3.5SN BK TU | 1825800000 | B.66 |
| LSF-SMT 3.81/03/90 1.5SN BK RL | 1875230000 | B.63 |
| LSF-SMT 3.81/03/90 1.5SN BK TU | 1869370000 | B.62 |
| LSF-SMT 3.81/03/90 3.5SN BK RL | 1875930000 | B.63 |
| LSF-SMT 3.81/03/90 3.5SN BK TU | 1824630000 | B.62 |
| LSF-SMT 3.81/04/135 1.5SN BK RL | 1888470000 | B.65 |
| LSF-SMT 3.81/04/135 1.5SN BK TU | 1885430000 | B.64 |
| LSF-SMT 3.81/04/135 3.5SN BK RL | 1888340000 | B.65 |
| LSF-SMT 3.81/04/135 3.5SN BK TU | 1885900000 | B.64 |
| LSF-SMT 3.81/04/180 1.5SN BK RL | 1875340000 | B.67 |
| LSF-SMT 3.81/04/180 1.5SN BK TU | 1869910000 | B.66 |
| LSF-SMT 3.81/04/180 3.5SN BK RL | 1875590000 | B.67 |
| LSF-SMT 3.81/04/180 3.5SN BK TU | 1825810000 | B.66 |
| LSF-SMT 3.81/04/90 1.5SN BK RL | 1875240000 | B.63 |
| LSF-SMT 3.81/04/90 1.5SN BK TU | 1869380000 | B.62 |
| LSF-SMT 3.81/04/90 3.5SN BK RL | 1875940000 | B.63 |
| LSF-SMT 3.81/04/90 3.5SN BK TU | 1824640000 | B.62 |
| LSF-SMT 3.81/05/135 1.5SN BK RL | 1888480000 | B.65 |
| LSF-SMT 3.81/05/135 1.5SN BK TU | 1885440000 | B.64 |
| LSF-SMT 3.81/05/135 3.5SN BK RL | 1888380000 | B.65 |
| LSF-SMT 3.81/05/135 3.5SN BK TU | 1885910000 | B.64 |
| LSF-SMT 3.81/05/180 1.5SN BK RL | 1875350000 | B.67 |
| LSF-SMT 3.81/05/180 1.5SN BK TU | 1869920000 | B.66 |
| LSF-SMT 3.81/05/180 3.5SN BK RL | 1875650000 | B.67 |
| LSF-SMT 3.81/05/180 3.5SN BK TU | 1825820000 | B.66 |
| LSF-SMT 3.81/05/90 1.5SN BK RL | 1875250000 | B.63 |
| LSF-SMT 3.81/05/90 1.5SN BK TU | 1869390000 | B.62 |
| LSF-SMT 3.81/05/90 3.5SN BK RL | 1875950000 | B.63 |
| LSF-SMT 3.81/05/90 3.5SN BK TU | 1824650000 | B.62 |
| LSF-SMT 3.81/06/135 1.5SN BK RL | 1888490000 | B.65 |
| LSF-SMT 3.81/06/135 1.5SN BK TU | 1885450000 | B.64 |
| LSF-SMT 3.81/06/135 3.5SN BK RL | 1888390000 | B.65 |
| LSF-SMT 3.81/06/135 3.5SN BK TU | 1885920000 | B.64 |
| LSF-SMT 3.81/06/180 1.5SN BK RL | 1875360000 | B.67 |
| LSF-SMT 3.81/06/180 1.5SN BK TU | 1869930000 | B.66 |
| LSF-SMT 3.81/06/180 3.5SN BK RL | 1875670000 | B.67 |
| LSF-SMT 3.81/06/180 3.5SN BK TU | 1825830000 | B.66 |
| LSF-SMT 3.81/06/90 1.5SN BK RL | 1875260000 | B.63 |
| LSF-SMT 3.81/06/90 1.5SN BK TU | 1869400000 | B.62 |
| LSF-SMT 3.81/06/90 3.5SN BK RL | 1875960000 | B.63 |
| LSF-SMT 3.81/06/90 3.5SN BK TU | 1824660000 | B.62 |





«ЭЛЕКТРО-ПРОФИ» - http://www.ep.ru

| Type | Order No. | Page |
|---|---|---|
| LSF-SMT 3.81/07/135 1.5SN BK RL | 1888500000 | B.65 |
| LSF-SMT 3.81/07/135 1.5SN BK TU | 1885460000 | B.64 |
| LSF-SMT 3.81/07/135 3.5SN BK RL | 1888400000 | B.65 |
| LSF-SMT 3.81/07/135 3.5SN BK TU | 1885930000 | B.64 |
| LSF-SMT 3.81/07/180 1.5SN BK RL | 1875370000 | B.67 |
| LSF-SMT 3.81/07/180 1.5SN BK TU | 1869940000 | B.66 |
| LSF-SMT 3.81/07/180 3.5SN BK RL | 1875680000 | B.67 |
| LSF-SMT 3.81/07/180 3.5SN BK TU | 1825840000 | B.66 |
| LSF-SMT 3.81/07/90 1.5SN BK RL | 1875270000 | B.63 |
| LSF-SMT 3.81/07/90 1.5SN BK TU | 1869410000 | B.62 |
| LSF-SMT 3.81/07/90 3.5SN BK RL | 1875970000 | B.63 |
| LSF-SMT 3.81/07/90 3.5SN BK TU | 1824690000 | B.62 |
| LSF-SMT 3.81/08/135 1.5SN BK RL | 1888510000 | B.65 |
| LSF-SMT 3.81/08/135 1.5SN BK TU | 1885470000 | B.64 |
| LSF-SMT 3.81/08/135 3.5SN BK RL | 1888410000 | B.65 |
| LSF-SMT 3.81/08/135 3.5SN BK TU | 1885940000 | B.64 |
| LSF-SMT 3.81/08/180 1.5SN BK RL | 1875380000 | B.67 |
| LSF-SMT 3.81/08/180 1.5SN BK TU | 1869950000 | B.66 |
| LSF-SMT 3.81/08/180 3.5SN BK RL | 1875710000 | B.67 |
| LSF-SMT 3.81/08/180 3.5SN BK TU | 1825850000 | B.66 |
| LSF-SMT 3.81/08/90 1.5SN BK RL | 1875280000 | B.63 |
| LSF-SMT 3.81/08/90 1.5SN BK TU | 1869420000 | B.62 |
| LSF-SMT 3.81/08/90 3.5SN BK RL | 1875980000 | B.63 |
| LSF-SMT 3.81/08/90 3.5SN BK TU | 1824700000 | B.62 |
| LSF-SMT 3.81/09/135 1.5SN BK RL | 1888520000 | B.65 |
| LSF-SMT 3.81/09/135 1.5SN BK TU | 1885480000 | B.64 |
| LSF-SMT 3.81/09/135 3.5SN BK RL | 1888420000 | B.65 |
| LSF-SMT 3.81/09/135 3.5SN BK TU | 1885950000 | B.64 |
| LSF-SMT 3.81/09/180 1.5SN BK RL | 1875390000 | B.67 |
| LSF-SMT 3.81/09/180 1.5SN BK TU | 1869960000 | B.66 |
| LSF-SMT 3.81/09/180 3.5SN BK RL | 1875730000 | B.67 |
| LSF-SMT 3.81/09/180 3.5SN BK TU | 1825870000 | B.66 |
| LSF-SMT 3.81/09/90 1.5SN BK RL | 1875290000 | B.63 |
| LSF-SMT 3.81/09/90 1.5SN BK TU | 1869430000 | B.62 |
| LSF-SMT 3.81/09/90 3.5SN BK RL | 1875990000 | B.63 |
| LSF-SMT 3.81/09/90 3.5SN BK TU | 1824710000 | B.62 |
| LSF-SMT 3.81/10/135 1.5SN BK RL | 1888530000 | B.65 |
| LSF-SMT 3.81/10/135 1.5SN BK TU | 1885490000 | B.64 |
| LSF-SMT 3.81/10/135 3.5SN BK RL | 1888430000 | B.65 |
| LSF-SMT 3.81/10/135 3.5SN BK TU | 1885960000 | B.64 |
| LSF-SMT 3.81/10/180 1.5SN BK RL | 1875400000 | B.67 |
| LSF-SMT 3.81/10/180 1.5SN BK TU | 1869970000 | B.66 |
| LSF-SMT 3.81/10/180 3.5SN BK RL | 1875760000 | B.67 |
| LSF-SMT 3.81/10/180 3.5SN BK TU | 1825880000 | B.66 |
| LSF-SMT 3.81/10/90 1.5SN BK RL | 1875300000 | B.63 |
| LSF-SMT 3.81/10/90 1.5SN BK TU | 1869440000 | B.62 |
| LSF-SMT 3.81/10/90 3.5SN BK RL | 1876000000 | B.63 |
| LSF-SMT 3.81/10/90 3.5SN BK TU | 1824720000 | B.62 |
| LSF-SMT 3.81/11/135 1.5SN BK RL | 1888540000 | B.65 |
| LSF-SMT 3.81/11/135 1.5SN BK TU | 1885510000 | B.64 |
| LSF-SMT 3.81/11/135 3.5SN BK RL | 1888440000 | B.65 |
| LSF-SMT 3.81/11/135 3.5SN BK TU | 1885970000 | B.64 |
| LSF-SMT 3.81/11/180 1.5SN BK RL | 1875410000 | B.67 |
| LSF-SMT 3.81/11/180 1.5SN BK TU | 1870000000 | B.66 |
| LSF-SMT 3.81/11/180 3.5SN BK RL | 1875810000 | B.67 |
| LSF-SMT 3.81/11/180 3.5SN BK TU | 1825890000 | B.66 |
| LSF-SMT 3.81/11/90 1.5SN BK RL | 1875310000 | B.63 |
| LSF-SMT 3.81/11/90 1.5SN BK TU | 1869450000 | B.62 |
| LSF-SMT 3.81/11/90 3.5SN BK RL | 1876010000 | B.63 |
| LSF-SMT 3.81/11/90 3.5SN BK TU | 1824730000 | B.62 |
| LSF-SMT 3.81/12/135 1.5SN BK TU | 1885520000 | B.64 |
| LSF-SMT 3.81/12/135 3.5SN BK TU | 1885980000 | B.64 |
| LSF-SMT 3.81/12/180 1.5SN BK TU | 1870010000 | B.66 |
| LSF-SMT 3.81/12/180 3.5SN BK TU | 1825920000 | B.66 |
| LSF-SMT 3.81/12/90 1.5SN BK TU | 1869460000 | B.62 |
| LSF-SMT 3.81/12/90 3.5SN BK TU | 1825300000 | B.62 |
| LSF-SMT 3.81/13/135 1.5SN BK TU | 1885530000 | B.64 |
| LSF-SMT 3.81/13/135 3.5SN BK TU | 1885990000 | B.64 |
| LSF-SMT 3.81/13/180 1.5SN BK TU | 1870020000 | B.66 |
| LSF-SMT 3.81/13/180 3.5SN BK TU | 1870900000 | B.66 |
| LSF-SMT 3.81/13/90 1.5SN BK TU | 1869470000 | B.62 |
| LSF-SMT 3.81/13/90 3.5SN BK TU | 1871200000 | B.62 |
| LSF-SMT 3.81/14/135 1.5SN BK TU | 1885540000 | B.64 |
| LSF-SMT 3.81/14/135 3.5SN BK TU | 1886000000 | B.64 |
| LSF-SMT 3.81/14/180 1.5SN BK TU | 1870030000 | B.66 |
| LSF-SMT 3.81/14/180 3.5SN BK TU | 1870910000 | B.66 |
| LSF-SMT 3.81/14/90 1.5SN BK TU | 1869480000 | B.62 |
| LSF-SMT 3.81/14/90 3.5SN BK TU | 1871210000 | B.62 |
| LSF-SMT 3.81/15/135 1.5SN BK TU | 1885550000 | B.64 |
| LSF-SMT 3.81/15/135 3.5SN BK TU | 1886010000 | B.64 |
| LSF-SMT 3.81/15/180 1.5SN BK TU | 1870040000 | B.66 |
| LSF-SMT 3.81/15/180 3.5SN BK TU | 1870920000 | B.66 |
| LSF-SMT 3.81/15/90 1.5SN BK TU | 1869500000 | B.62 |
| LSF-SMT 3.81/15/90 3.5SN BK TU | 1871220000 | B.62 |
| LSF-SMT 3.81/16/135 1.5SN BK TU | 1885560000 | B.64 |
| LSF-SMT 3.81/16/135 3.5SN BK TU | 1886020000 | B.64 |
| LSF-SMT 3.81/16/180 1.5SN BK TU | 1870050000 | B.66 |
| LSF-SMT 3.81/16/180 3.5SN BK TU | 1870930000 | B.66 |
| LSF-SMT 3.81/16/90 1.5SN BK TU | 1869510000 | B.62 |
| LSF-SMT 3.81/16/90 3.5SN BK TU | 1871230000 | B.62 |
| LSF-SMT 3.81/17/135 1.5SN BK TU | 1885570000 | B.64 |
| LSF-SMT 3.81/17/135 3.5SN BK TU | 1886030000 | B.64 |
| LSF-SMT 3.81/17/180 1.5SN BK TU | 1870060000 | B.66 |
| LSF-SMT 3.81/17/180 3.5SN BK TU | 1870940000 | B.66 |
| LSF-SMT 3.81/17/90 1.5SN BK TU | 1869520000 | B.62 |
| LSF-SMT 3.81/17/90 3.5SN BK TU | 1871240000 | B.62 |
| LSF-SMT 3.81/18/135 1.5SN BK TU | 1885580000 | B.64 |
| LSF-SMT 3.81/18/135 3.5SN BK TU | 1886040000 | B.64 |
| LSF-SMT 3.81/18/180 1.5SN BK TU | 1870070000 | B.66 |
| LSF-SMT 3.81/18/180 3.5SN BK TU | 1870950000 | B.66 |
| LSF-SMT 3.81/18/90 1.5SN BK TU | 1869530000 | B.62 |
| LSF-SMT 3.81/18/90 3.5SN BK TU | 1871250000 | B.62 |
| LSF-SMT 3.81/19/135 1.5SN BK TU | 1885590000 | B.64 |
| LSF-SMT 3.81/19/135 3.5SN BK TU | 1886050000 | B.64 |
| LSF-SMT 3.81/19/180 1.5SN BK TU | 1870080000 | B.66 |
| LSF-SMT 3.81/19/180 3.5SN BK TU | 1870960000 | B.66 |
| LSF-SMT 3.81/19/90 1.5SN BK TU | 1869540000 | B.62 |
| LSF-SMT 3.81/19/90 3.5SN BK TU | 1871260000 | B.62 |
| LSF-SMT 3.81/20/135 1.5SN BK TU | 1885600000 | B.64 |
| LSF-SMT 3.81/20/135 3.5SN BK TU | 1886060000 | B.64 |
| LSF-SMT 3.81/20/180 1.5SN BK TU | 1870090000 | B.66 |
| LSF-SMT 3.81/20/180 3.5SN BK TU | 1870970000 | B.66 |
| LSF-SMT 3.81/20/90 1.5SN BK TU | 1869550000 | B.62 |
| LSF-SMT 3.81/20/90 3.5SN BK TU | 1871270000 | B.62 |
| LSF-SMT 3.81/21/135 1.5SN BK TU | 1885610000 | B.64 |
| LSF-SMT 3.81/21/135 3.5SN BK TU | 1886070000 | B.64 |
| LSF-SMT 3.81/21/180 1.5SN BK TU | 1870100000 | B.66 |
| LSF-SMT 3.81/21/180 3.5SN BK TU | 1870980000 | B.66 |
| LSF-SMT 3.81/21/90 1.5SN BK TU | 1869560000 | B.62 |
| LSF-SMT 3.81/21/90 3.5SN BK TU | 1871280000 | B.62 |
| LSF-SMT 3.81/22/135 1.5SN BK TU | 1885620000 | B.64 |
| LSF-SMT 3.81/22/135 3.5SN BK TU | 1886080000 | B.64 |
| LSF-SMT 3.81/22/180 1.5SN BK TU | 1870110000 | B.66 |
| LSF-SMT 3.81/22/180 3.5SN BK TU | 1870990000 | B.66 |
| LSF-SMT 3.81/22/90 1.5SN BK TU | 1869570000 | B.62 |
| LSF-SMT 3.81/22/90 3.5SN BK TU | 1871290000 | B.62 |
| LSF-SMT 3.81/23/135 1.5SN BK TU | 1885630000 | B.64 |
| LSF-SMT 3.81/23/135 3.5SN BK TU | 1886090000 | B.64 |
| LSF-SMT 3.81/23/180 1.5SN BK TU | 1870120000 | B.66 |
| LSF-SMT 3.81/23/180 3.5SN BK TU | 1871000000 | B.66 |
| LSF-SMT 3.81/23/90 1.5SN BK TU | 1869580000 | B.62 |
| LSF-SMT 3.81/23/90 3.5SN BK TU | 1871300000 | B.62 |
| LSF-SMT 3.81/24/135 1.5SN BK TU | 1885640000 | B.64 |
| LSF-SMT 3.81/24/135 3.5SN BK TU | 1886100000 | B.64 |
| LSF-SMT 3.81/24/180 1.5SN BK TU | 1870130000 | B.66 |
| LSF-SMT 3.81/24/180 3.5SN BK TU | 1871010000 | B.66 |
| LSF-SMT 3.81/24/90 1.5SN BK TU | 1869590000 | B.62 |
| LSF-SMT 3.81/24/90 3.5SN BK TU | 1871310000 | B.62 |
| LSF-SMT 5.00/02/135 1.5SN BK RL | 1888570000 | B.71 |
| LSF-SMT 5.00/02/135 1.5SN BK TU | 1884530000 | B.70 |
| LSF-SMT 5.00/02/135 3.5SN BK RL | 1888640000 | B.71 |
| LSF-SMT 5.00/02/135 3.5SN BK TU | 1884340000 | B.70 |
| LSF-SMT 5.00/02/180 1.5SN BK RL | 1876020000 | B.73 |
| LSF-SMT 5.00/02/180 1.5SN BK TU | 1870140000 | B.72 |
| LSF-SMT 5.00/02/180 3.5SN BK RL | 1876110000 | B.73 |
| LSF-SMT 5.00/02/180 3.5SN BK TU | 1825960000 | B.72 |
| LSF-SMT 5.00/02/90 1.5SN BK RL | 1876240000 | B.69 |
| LSF-SMT 5.00/02/90 1.5SN BK TU | 1869600000 | B.68 |
| LSF-SMT 5.00/02/90 3.5SN BK RL | 1876430000 | B.69 |
| LSF-SMT 5.00/02/90 3.5SN BK TU | 1824740000 | B.68 |
| LSF-SMT 5.00/03/135 1.5SN BK RL | 1888580000 | B.71 |
| LSF-SMT 5.00/03/135 1.5SN BK TU | 1884540000 | B.70 |
| LSF-SMT 5.00/03/135 3.5SN BK RL | 1888650000 | B.71 |
| LSF-SMT 5.00/03/135 3.5SN BK TU | 1884370000 | B.70 |
| LSF-SMT 5.00/03/180 1.5SN BK RL | 1876030000 | B.73 |
| LSF-SMT 5.00/03/180 1.5SN BK TU | 1870150000 | B.72 |
| LSF-SMT 5.00/03/180 3.5SN BK RL | 1876130000 | B.73 |
| LSF-SMT 5.00/03/180 3.5SN BK TU | 1825970000 | B.72 |
| LSF-SMT 5.00/03/90 1.5SN BK RL | 1876260000 | B.69 |
| LSF-SMT 5.00/03/90 1.5SN BK TU | 1869610000 | B.68 |
| LSF-SMT 5.00/03/90 3.5SN BK RL | 1876510000 | B.69 |
| LSF-SMT 5.00/03/90 3.5SN BK TU | 1824750000 | B.68 |
| LSF-SMT 5.00/04/135 1.5SN BK RL | 1888590000 | B.71 |
| LSF-SMT 5.00/04/135 1.5SN BK TU | 1884550000 | B.70 |
| LSF-SMT 5.00/04/135 3.5SN BK RL | 1888660000 | B.71 |
| LSF-SMT 5.00/04/135 3.5SN BK TU | 1884380000 | B.70 |
| LSF-SMT 5.00/04/180 1.5SN BK RL | 1876050000 | B.73 |
| LSF-SMT 5.00/04/180 1.5SN BK TU | 1870160000 | B.72 |
| LSF-SMT 5.00/04/180 3.5SN BK RL | 1876140000 | B.73 |
| LSF-SMT 5.00/04/180 3.5SN BK TU | 1825980000 | B.72 |
| LSF-SMT 5.00/04/90 1.5SN BK RL | 1876270000 | B.69 |
| LSF-SMT 5.00/04/90 1.5SN BK TU | 1869620000 | B.68 |
| LSF-SMT 5.00/04/90 3.5SN BK RL | 1876530000 | B.69 |
| LSF-SMT 5.00/04/90 3.5SN BK TU | 1824760000 | B.68 |
| LSF-SMT 5.00/05/135 1.5SN BK RL | 1888600000 | B.71 |
| LSF-SMT 5.00/05/135 1.5SN BK TU | 1884560000 | B.70 |
| LSF-SMT 5.00/05/135 3.5SN BK RL | 1888670000 | B.71 |
| LSF-SMT 5.00/05/135 3.5SN BK TU | 1884390000 | B.70 |
| LSF-SMT 5.00/05/180 1.5SN BK RL | 1876060000 | B.73 |
| LSF-SMT 5.00/05/180 1.5SN BK TU | 1870170000 | B.72 |
| LSF-SMT 5.00/05/180 3.5SN BK RL | 1876160000 | B.73 |
| LSF-SMT 5.00/05/180 3.5SN BK TU | 1825990000 | B.72 |
| LSF-SMT 5.00/05/90 1.5SN BK RL | 1876280000 | B.69 |
| LSF-SMT 5.00/05/90 1.5SN BK TU | 1869630000 | B.68 |
| LSF-SMT 5.00/05/90 3.5SN BK RL | 1876550000 | B.69 |
| LSF-SMT 5.00/05/90 3.5SN BK TU | 1824770000 | B.68 |
| LSF-SMT 5.00/06/135 1.5SN BK RL | 1888610000 | B.71 |
| LSF-SMT 5.00/06/135 1.5SN BK TU | 1884570000 | B.70 |
| LSF-SMT 5.00/06/135 3.5SN BK RL | 1888680000 | B.71 |
| LSF-SMT 5.00/06/135 3.5SN BK TU | 1884400000 | B.70 |
| LSF-SMT 5.00/06/180 1.5SN BK RL | 1876070000 | B.73 |
| LSF-SMT 5.00/06/180 1.5SN BK TU | 1870180000 | B.72 |
| LSF-SMT 5.00/06/180 3.5SN BK RL | 1876200000 | B.73 |
| LSF-SMT 5.00/06/180 3.5SN BK TU | 1826000000 | B.72 |
| LSF-SMT 5.00/06/90 1.5SN BK RL | 1876300000 | B.69 |
| LSF-SMT 5.00/06/90 1.5SN BK TU | 1869640000 | B.68 |
| LSF-SMT 5.00/06/90 3.5SN BK RL | 1876560000 | B.69 |
| LSF-SMT 5.00/06/90 3.5SN BK TU | 1824780000 | B.68 |
| LSF-SMT 5.00/07/135 1.5SN BK RL | 1888620000 | B.71 |
| LSF-SMT 5.00/07/135 1.5SN BK TU | 1884580000 | B.70 |
| LSF-SMT 5.00/07/135 3.5SN BK RL | 1888690000 | B.71 |
| LSF-SMT 5.00/07/135 3.5SN BK TU | 1884410000 | B.70 |
| LSF-SMT 5.00/07/180 1.5SN BK RL | 1876080000 | B.73 |
| LSF-SMT 5.00/07/180 1.5SN BK TU | 1870190000 | B.72 |
| LSF-SMT 5.00/07/180 3.5SN BK RL | 1876220000 | B.73 |
| LSF-SMT 5.00/07/180 3.5SN BK TU | 1826010000 | B.72 |
| LSF-SMT 5.00/07/90 1.5SN BK RL | 1876330000 | B.69 |
| LSF-SMT 5.00/07/90 1.5SN BK TU | 1869650000 | B.68 |
| LSF-SMT 5.00/07/90 3.5SN BK RL | 1876540000 | B.69 |
| LSF-SMT 5.00/07/90 3.5SN BK TU | 1824790000 | B.68 |
| LSF-SMT 5.00/08/135 1.5SN BK RL | 1888630000 | B.71 |
| LSF-SMT 5.00/08/135 1.5SN BK TU | 1884590000 | B.70 |
| LSF-SMT 5.00/08/135 3.5SN BK RL | 1888700000 | B.71 |
| LSF-SMT 5.00/08/135 3.5SN BK TU | 1884420000 | B.70 |
| LSF-SMT 5.00/08/180 1.5SN BK RL | 1876090000 | B.73 |
| LSF-SMT 5.00/08/180 1.5SN BK TU | 1870200000 | B.72 |
| LSF-SMT 5.00/08/180 3.5SN BK RL | 1876230000 | B.73 |
| LSF-SMT 5.00/08/180 3.5SN BK TU | 1826020000 | B.72 |
| LSF-SMT 5.00/08/90 1.5SN BK RL | 1876350000 | B.69 |
| LSF-SMT 5.00/08/90 1.5SN BK TU | 1869660000 | B.68 |
| LSF-SMT 5.00/08/90 3.5SN BK RL | 1876520000 | B.69 |
| LSF-SMT 5.00/08/90 3.5SN BK TU | 1824800000 | B.68 |
| LSF-SMT 5.00/09/135 1.5SN BK TU | 1884600000 | B.70 |
| LSF-SMT 5.00/09/135 3.5SN BK TU | 1884430000 | B.70 |
| LSF-SMT 5.00/10/135 1.5SN BK TU | 1884660000 | B.70 |
| LSF-SMT 5.00/10/135 3.5SN BK TU | 1884440000 | B.70 |
| LSF-SMT 5.00/11/135 1.5SN BK TU | 1884670000 | B.70 |
| LSF-SMT 5.00/11/135 3.5SN BK TU | 1884450000 | B.70 |
| LSF-SMT 5.00/12/135 1.5SN BK TU | 1884680000 | B.70 |
| LSF-SMT 5.00/12/135 3.5SN BK TU | 1884460000 | B.70 |
| LSF-SMT 5.00/13/135 1.5SN BK TU | 1884690000 | B.70 |
| LSF-SMT 5.00/13/135 3.5SN BK TU | 1884470000 | B.70 |
| LSF-SMT 5.00/14/135 1.5SN BK TU | 1884700000 | B.70 |
| LSF-SMT 5.00/14/135 3.5SN BK TU | 1884500000 | B.70 |
| LSF-SMT 5.00/15/135 1.5SN BK TU | 1884710000 | B.70 |
| LSF-SMT 5.00/15/135 3.5SN BK TU | 1884510000 | B.70 |
| LSF-SMT 5.00/16/135 1.5SN BK TU | 1884720000 | B.70 |
| LSF-SMT 5.00/16/135 3.5SN BK TU | 1884520000 | B.70 |
| LSF-SMT 5.08/02/135 1.5SN BK RL | 1888710000 | B.77 |
| LSF-SMT 5.08/02/135 1.5SN BK TU | 1884730000 | B.76 |
| LSF-SMT 5.08/02/135 3.5SN BK RL | 1888780000 | B.77 |
| LSF-SMT 5.08/02/135 3.5SN BK TU | 1885020000 | B.76 |
| LSF-SMT 5.08/02/180 1.5SN BK RL | 1876500000 | B.79 |
| LSF-SMT 5.08/02/180 1.5SN BK TU | 1870210000 | B.78 |
| LSF-SMT 5.08/02/180 3.5SN BK RL | 1876490000 | B.79 |
| LSF-SMT 5.08/02/180 3.5SN BK TU | 1826040000 | B.78 |
| LSF-SMT 5.08/02/90 1.5SN BK RL | 1876480000 | B.75 |
| LSF-SMT 5.08/02/90 1.5SN BK TU | 1869670000 | B.74 |
| LSF-SMT 5.08/02/90 3.5SN BK RL | 1876470000 | B.75 |
| LSF-SMT 5.08/02/90 3.5SN BK TU | 1824810000 | B.74 |
| LSF-SMT 5.08/03/135 1.5SN BK RL | 1888720000 | B.77 |
| LSF-SMT 5.08/03/135 1.5SN BK TU | 1884740000 | B.76 |
| LSF-SMT 5.08/03/135 3.5SN BK RL | 1888790000 | B.77 |
| LSF-SMT 5.08/03/135 3.5SN BK TU | 1885030000 | B.76 |
| LSF-SMT 5.08/03/180 1.5SN BK RL | 1876460000 | B.79 |
| LSF-SMT 5.08/03/180 1.5SN BK TU | 1870220000 | B.78 |
| LSF-SMT 5.08/03/180 3.5SN BK RL | 1876450000 | B.79 |
| LSF-SMT 5.08/03/180 3.5SN BK TU | 1826060000 | B.78 |
| LSF-SMT 5.08/03/90 1.5SN BK RL | 1876440000 | B.75 |
| LSF-SMT 5.08/03/90 1.5SN BK TU | 1869680000 | B.74 |
| LSF-SMT 5.08/03/90 3.5SN BK RL | 1876420000 | B.75 |
| LSF-SMT 5.08/03/90 3.5SN BK TU | 1824820000 | B.74 |
| LSF-SMT 5.08/04/135 1.5SN BK RL | 1888730000 | B.77 |
| LSF-SMT 5.08/04/135 1.5SN BK TU | 1884750000 | B.76 |
| LSF-SMT 5.08/04/135 3.5SN BK RL | 1888810000 | B.77 |
| LSF-SMT 5.08/04/135 3.5SN BK TU | 1885040000 | B.76 |
| LSF-SMT 5.08/04/180 1.5SN BK RL | 1876410000 | B.79 |
| LSF-SMT 5.08/04/180 1.5SN BK TU | 1870230000 | B.78 |
| LSF-SMT 5.08/04/180 3.5SN BK RL | 1876360000 | B.79 |
| LSF-SMT 5.08/04/180 3.5SN BK TU | 1826070000 | B.78 |
| LSF-SMT 5.08/04/90 1.5SN BK RL | 1878520000 | B.75 |
| LSF-SMT 5.08/04/90 1.5SN BK TU | 1869690000 | B.74 |
| LSF-SMT 5.08/04/90 3.5SN BK RL | 1876310000 | B.75 |
| LSF-SMT 5.08/04/90 3.5SN BK TU | 1824830000 | B.74 |
| LSF-SMT 5.08/05/135 1.5SN BK RL | 1888740000 | B.77 |
| LSF-SMT 5.08/05/135 1.5SN BK TU | 1884760000 | B.76 |
| LSF-SMT 5.08/05/135 3.5SN BK RL | 1888830000 | B.77 |
| LSF-SMT 5.08/05/135 3.5SN BK TU | 1885050000 | B.76 |
| LSF-SMT 5.08/05/180 1.5SN BK RL | 1876290000 | B.79 |
| LSF-SMT 5.08/05/180 1.5SN BK TU | 1870240000 | B.78 |
| LSF-SMT 5.08/05/180 3.5SN BK RL | 1876250000 | B.79 |
| LSF-SMT 5.08/05/180 3.5SN BK TU | 1826080000 | B.78 |
| LSF-SMT 5.08/05/90 1.5SN BK RL | 1876210000 | B.75 |
| LSF-SMT 5.08/05/90 1.5SN BK TU | 1869700000 | B.74 |
| LSF-SMT 5.08/05/90 3.5SN BK RL | 1876190000 | B.75 |
| LSF-SMT 5.08/05/90 3.5SN BK TU | 1824840000 | B.74 |
| LSF-SMT 5.08/06/135 1.5SN BK RL | 1888750000 | B.77 |
| LSF-SMT 5.08/06/135 1.5SN BK TU | 1884770000 | B.76 |
| LSF-SMT 5.08/06/135 3.5SN BK RL | 1888840000 | B.77 |
| LSF-SMT 5.08/06/135 3.5SN BK TU | 1885060000 | B.76 |
| LSF-SMT 5.08/06/180 1.5SN BK RL | 1876180000 | B.79 |
| LSF-SMT 5.08/06/180 1.5SN BK TU | 1870250000 | B.78 |
| LSF-SMT 5.08/06/180 3.5SN BK RL | 1876170000 | B.79 |
| LSF-SMT 5.08/06/180 3.5SN BK TU | 1826100000 | B.78 |
| LSF-SMT 5.08/06/90 1.5SN BK RL | 1876150000 | B.75 |
| LSF-SMT 5.08/06/90 1.5SN BK TU | 1869710000 | B.74 |
| LSF-SMT 5.08/06/90 3.5SN BK RL | 1876120000 | B.75 |
| LSF-SMT 5.08/06/90 3.5SN BK TU | 1824850000 | B.74 |
| LSF-SMT 5.08/07/135 1.5SN BK RL | 1888760000 | B.77 |
| LSF-SMT 5.08/07/135 1.5SN BK TU | 1884780000 | B.76 |



«ЭЛЕКТРО-ПРОФИ» - http://www.ep.ru

| Type | Order No. | Page |
|---|---|---|
| LSF-SMT 5.08/07/135 3.5SN BK RL | 1888870000 | B.77 |
| LSF-SMT 5.08/07/135 3.5SN BK TU | 1885070000 | B.76 |
| LSF-SMT 5.08/07/180 1.5SN BK RL | 1876100000 | B.79 |
| LSF-SMT 5.08/07/180 1.5SN BK TU | 1870260000 | B.78 |
| LSF-SMT 5.08/07/180 3.5SN BK RL | 1875750000 | B.79 |
| LSF-SMT 5.08/07/180 3.5SN BK TU | 1826110000 | B.78 |
| LSF-SMT 5.08/07/90 1.5SN BK RL | 1875720000 | B.75 |
| LSF-SMT 5.08/07/90 1.5SN BK TU | 1869720000 | B.74 |
| LSF-SMT 5.08/07/90 3.5SN BK RL | 1875690000 | B.75 |
| LSF-SMT 5.08/07/90 3.5SN BK TU | 1824860000 | B.74 |
| LSF-SMT 5.08/08/135 1.5SN BK RL | 1888770000 | B.77 |
| LSF-SMT 5.08/08/135 1.5SN BK TU | 1884790000 | B.76 |
| LSF-SMT 5.08/08/135 3.5SN BK RL | 1888880000 | B.77 |
| LSF-SMT 5.08/08/135 3.5SN BK TU | 1885080000 | B.76 |
| LSF-SMT 5.08/08/180 1.5SN BK RL | 1875610000 | B.79 |
| LSF-SMT 5.08/08/180 1.5SN BK TU | 1870270000 | B.78 |
| LSF-SMT 5.08/08/180 3.5SN BK RL | 1875580000 | B.79 |
| LSF-SMT 5.08/08/180 3.5SN BK TU | 1826120000 | B.78 |
| LSF-SMT 5.08/08/90 1.5SN BK RL | 1875520000 | B.75 |
| LSF-SMT 5.08/08/90 1.5SN BK TU | 1869730000 | B.74 |
| LSF-SMT 5.08/08/90 3.5SN BK RL | 1875510000 | B.75 |
| LSF-SMT 5.08/08/90 3.5SN BK TU | 1824870000 | B.74 |
| LSF-SMT 5.08/09/135 1.5SN BK TU | 1884800000 | B.76 |
| LSF-SMT 5.08/09/135 3.5SN BK TU | 1885090000 | B.76 |
| LSF-SMT 5.08/10/135 1.5SN BK TU | 1884810000 | B.76 |
| LSF-SMT 5.08/10/135 3.5SN BK TU | 1885100000 | B.76 |
| LSF-SMT 5.08/11/135 1.5SN BK TU | 1884820000 | B.76 |
| LSF-SMT 5.08/11/135 3.5SN BK TU | 1885110000 | B.76 |
| LSF-SMT 5.08/12/135 1.5SN BK TU | 1884830000 | B.76 |
| LSF-SMT 5.08/12/135 3.5SN BK TU | 1885120000 | B.76 |
| LSF-SMT 5.08/13/135 1.5SN BK TU | 1884840000 | B.76 |
| LSF-SMT 5.08/13/135 3.5SN BK TU | 1885130000 | B.76 |
| LSF-SMT 5.08/14/135 1.5SN BK TU | 1884850000 | B.76 |
| LSF-SMT 5.08/14/135 3.5SN BK TU | 1885140000 | B.76 |
| LSF-SMT 5.08/15/135 1.5SN BK TU | 1884860000 | B.76 |
| LSF-SMT 5.08/15/135 3.5SN BK TU | 1885150000 | B.76 |
| LSF-SMT 5.08/16/135 1.5SN BK TU | 1884870000 | B.76 |
| LSF-SMT 5.08/16/135 3.5SN BK TU | 1885160000 | B.76 |
| LSF-SMT 7.50/02/135 1.5SN BK RL | 1888890000 | B.83 |
| LSF-SMT 7.50/02/135 1.5SN BK TU | 1884880000 | B.82 |
| LSF-SMT 7.50/02/135 3.5SN BK RL | 1888970000 | B.83 |
| LSF-SMT 7.50/02/135 3.5SN BK TU | 1886110000 | B.82 |
| LSF-SMT 7.50/02/180 1.5SN BK RL | 1875500000 | B.85 |
| LSF-SMT 7.50/02/180 1.5SN BK TU | 1870280000 | B.84 |
| LSF-SMT 7.50/02/180 3.5SN BK RL | 1875490000 | B.85 |
| LSF-SMT 7.50/02/180 3.5SN BK TU | 1826130000 | B.84 |
| LSF-SMT 7.50/02/90 1.5SN BK RL | 1875480000 | B.81 |
| LSF-SMT 7.50/02/90 1.5SN BK TU | 1869740000 | B.80 |
| LSF-SMT 7.50/02/90 3.5SN BK RL | 1875470000 | B.81 |
| LSF-SMT 7.50/02/90 3.5SN BK TU | 1824880000 | B.80 |
| LSF-SMT 7.50/03/135 1.5SN BK RL | 1888910000 | B.83 |
| LSF-SMT 7.50/03/135 1.5SN BK TU | 1884890000 | B.82 |
| LSF-SMT 7.50/03/135 3.5SN BK RL | 1888990000 | B.83 |
| LSF-SMT 7.50/03/135 3.5SN BK TU | 1886120000 | B.82 |
| LSF-SMT 7.50/03/180 1.5SN BK RL | 1875460000 | B.85 |
| LSF-SMT 7.50/03/180 1.5SN BK TU | 1870290000 | B.84 |
| LSF-SMT 7.50/03/180 3.5SN BK RL | 1875450000 | B.85 |
| LSF-SMT 7.50/03/180 3.5SN BK TU | 1826140000 | B.84 |
| LSF-SMT 7.50/03/90 1.5SN BK RL | 1875440000 | B.81 |
| LSF-SMT 7.50/03/90 1.5SN BK TU | 1869750000 | B.80 |
| LSF-SMT 7.50/03/90 3.5SN BK RL | 1875430000 | B.81 |
| LSF-SMT 7.50/03/90 3.5SN BK TU | 1824890000 | B.80 |
| LSF-SMT 7.50/04/135 1.5SN BK RL | 1888930000 | B.83 |
| LSF-SMT 7.50/04/135 1.5SN BK TU | 1884900000 | B.82 |
| LSF-SMT 7.50/04/135 3.5SN BK RL | 1889000000 | B.83 |
| LSF-SMT 7.50/04/135 3.5SN BK TU | 1886130000 | B.82 |
| LSF-SMT 7.50/04/180 1.5SN BK RL | 1875090000 | B.85 |
| LSF-SMT 7.50/04/180 1.5SN BK TU | 1870300000 | B.84 |
| LSF-SMT 7.50/04/180 3.5SN BK RL | 1875060000 | B.85 |
| LSF-SMT 7.50/04/180 3.5SN BK TU | 1826150000 | B.84 |
| LSF-SMT 7.50/04/90 1.5SN BK RL | 1875040000 | B.81 |
| LSF-SMT 7.50/04/90 1.5SN BK TU | 1869760000 | B.80 |
| LSF-SMT 7.50/04/90 3.5SN BK RL | 1875020000 | B.81 |
| LSF-SMT 7.50/04/90 3.5SN BK TU | 1824900000 | B.80 |
| LSF-SMT 7.50/05/135 1.5SN BK RL | 1888940000 | B.83 |
| LSF-SMT 7.50/05/135 1.5SN BK TU | 1884910000 | B.82 |
| LSF-SMT 7.50/05/135 3.5SN BK RL | 1889020000 | B.83 |
| LSF-SMT 7.50/05/135 3.5SN BK TU | 1886140000 | B.82 |
| LSF-SMT 7.50/05/180 1.5SN BK RL | 1875010000 | B.85 |
| LSF-SMT 7.50/05/180 1.5SN BK TU | 1870310000 | B.84 |
| LSF-SMT 7.50/05/180 3.5SN BK RL | 1875000000 | B.85 |
| LSF-SMT 7.50/05/180 3.5SN BK TU | 1826160000 | B.84 |
| LSF-SMT 7.50/05/90 1.5SN BK RL | 1874980000 | B.81 |
| LSF-SMT 7.50/05/90 1.5SN BK TU | 1869770000 | B.80 |
| LSF-SMT 7.50/05/90 3.5SN BK RL | 1874960000 | B.81 |
| LSF-SMT 7.50/05/90 3.5SN BK TU | 1824910000 | B.80 |
| LSF-SMT 7.50/06/135 1.5SN BK RL | 1888950000 | B.83 |
| LSF-SMT 7.50/06/135 1.5SN BK TU | 1884920000 | B.82 |
| LSF-SMT 7.50/06/135 3.5SN BK RL | 1889030000 | B.83 |
| LSF-SMT 7.50/06/135 3.5SN BK TU | 1886150000 | B.82 |
| LSF-SMT 7.50/06/180 1.5SN BK RL | 1874950000 | B.85 |
| LSF-SMT 7.50/06/180 1.5SN BK TU | 1870320000 | B.84 |
| LSF-SMT 7.50/06/180 3.5SN BK RL | 1874920000 | B.85 |
| LSF-SMT 7.50/06/180 3.5SN BK TU | 1826170000 | B.84 |
| LSF-SMT 7.50/06/90 1.5SN BK RL | 1874910000 | B.81 |
| LSF-SMT 7.50/06/90 1.5SN BK TU | 1869780000 | B.80 |
| LSF-SMT 7.50/06/90 3.5SN BK RL | 1874880000 | B.81 |
| LSF-SMT 7.50/06/90 3.5SN BK TU | 1824920000 | B.80 |
| LSF-SMT 7.50/07/135 1.5SN BK TU | 1884930000 | B.82 |
| LSF-SMT 7.50/07/135 3.5SN BK TU | 1886160000 | B.82 |

| Type | Order No. | Page |
|---|---|---|
| LSF-SMT 7.50/07/180 1.5SN BK TU | 1870330000 | B.84 |
| LSF-SMT 7.50/07/180 3.5SN BK TU | 1826180000 | B.84 |
| LSF-SMT 7.50/07/90 1.5SN BK TU | 1869790000 | B.80 |
| LSF-SMT 7.50/07/90 3.5SN BK TU | 1824930000 | B.80 |
| LSF-SMT 7.50/08/135 1.5SN BK TU | 1884940000 | B.82 |
| LSF-SMT 7.50/08/135 3.5SN BK TU | 1886170000 | B.82 |
| LSF-SMT 7.50/08/180 1.5SN BK TU | 1870340000 | B.84 |
| LSF-SMT 7.50/08/180 3.5SN BK TU | 1826190000 | B.84 |
| LSF-SMT 7.50/08/90 1.5SN BK TU | 1869800000 | B.80 |
| LSF-SMT 7.50/08/90 3.5SN BK TU | 1824940000 | B.80 |
| LSF-SMT 7.62/02/135 1.5SN BK RL | 1887110000 | B.89 |
| LSF-SMT 7.62/02/135 1.5SN BK TU | 1884950000 | B.88 |
| LSF-SMT 7.62/02/135 3.5SN BK RL | 1887160000 | B.89 |
| LSF-SMT 7.62/02/135 3.5SN BK TU | 1886180000 | B.88 |
| LSF-SMT 7.62/02/180 1.5SN BK RL | 1874870000 | B.91 |
| LSF-SMT 7.62/02/180 1.5SN BK TU | 1869810000 | B.90 |
| LSF-SMT 7.62/02/180 3.5SN BK RL | 1874750000 | B.91 |
| LSF-SMT 7.62/02/180 3.5SN BK TU | 1826210000 | B.90 |
| LSF-SMT 7.62/02/90 1.5SN BK RL | 1874700000 | B.87 |
| LSF-SMT 7.62/02/90 1.5SN BK TU | 1869260000 | B.86 |
| LSF-SMT 7.62/02/90 3.5SN BK RL | 1874670000 | B.87 |
| LSF-SMT 7.62/02/90 3.5SN BK TU | 1824950000 | B.86 |
| LSF-SMT 7.62/03/135 1.5SN BK RL | 1887120000 | B.89 |
| LSF-SMT 7.62/03/135 1.5SN BK TU | 1884960000 | B.88 |
| LSF-SMT 7.62/03/135 3.5SN BK RL | 1887170000 | B.89 |
| LSF-SMT 7.62/03/135 3.5SN BK TU | 1886190000 | B.88 |
| LSF-SMT 7.62/03/180 1.5SN BK RL | 1874650000 | B.91 |
| LSF-SMT 7.62/03/180 1.5SN BK TU | 1869830000 | B.90 |
| LSF-SMT 7.62/03/180 3.5SN BK RL | 1874630000 | B.91 |
| LSF-SMT 7.62/03/180 3.5SN BK TU | 1826220000 | B.90 |
| LSF-SMT 7.62/03/90 1.5SN BK RL | 1874570000 | B.87 |
| LSF-SMT 7.62/03/90 1.5SN BK TU | 1869270000 | B.86 |
| LSF-SMT 7.62/03/90 3.5SN BK RL | 1874550000 | B.87 |
| LSF-SMT 7.62/03/90 3.5SN BK TU | 1824960000 | B.86 |
| LSF-SMT 7.62/04/135 1.5SN BK RL | 1887130000 | B.89 |
| LSF-SMT 7.62/04/135 1.5SN BK TU | 1884970000 | B.88 |
| LSF-SMT 7.62/04/135 3.5SN BK RL | 1887180000 | B.89 |
| LSF-SMT 7.62/04/135 3.5SN BK TU | 1886200000 | B.88 |
| LSF-SMT 7.62/04/180 1.5SN BK RL | 1874530000 | B.91 |
| LSF-SMT 7.62/04/180 1.5SN BK TU | 1869840000 | B.90 |
| LSF-SMT 7.62/04/180 3.5SN BK RL | 1874500000 | B.91 |
| LSF-SMT 7.62/04/180 3.5SN BK TU | 1826230000 | B.90 |
| LSF-SMT 7.62/04/90 1.5SN BK RL | 1874480000 | B.87 |
| LSF-SMT 7.62/04/90 1.5SN BK TU | 1869280000 | B.86 |
| LSF-SMT 7.62/04/90 3.5SN BK RL | 1874470000 | B.87 |
| LSF-SMT 7.62/04/90 3.5SN BK TU | 1824970000 | B.86 |
| LSF-SMT 7.62/05/135 1.5SN BK RL | 1887140000 | B.89 |
| LSF-SMT 7.62/05/135 1.5SN BK TU | 1884980000 | B.88 |
| LSF-SMT 7.62/05/135 3.5SN BK RL | 1887190000 | B.89 |
| LSF-SMT 7.62/05/135 3.5SN BK TU | 1886210000 | B.88 |
| LSF-SMT 7.62/05/180 1.5SN BK RL | 1874450000 | B.91 |
| LSF-SMT 7.62/05/180 1.5SN BK TU | 1869850000 | B.90 |
| LSF-SMT 7.62/05/180 3.5SN BK RL | 1874460000 | B.91 |
| LSF-SMT 7.62/05/180 3.5SN BK TU | 1826240000 | B.90 |
| LSF-SMT 7.62/05/90 1.5SN BK RL | 1874430000 | B.87 |
| LSF-SMT 7.62/05/90 1.5SN BK TU | 1869290000 | B.86 |
| LSF-SMT 7.62/05/90 3.5SN BK RL | 1874410000 | B.87 |
| LSF-SMT 7.62/05/90 3.5SN BK TU | 1824980000 | B.86 |
| LSF-SMT 7.62/06/135 1.5SN BK RL | 1887150000 | B.89 |
| LSF-SMT 7.62/06/135 1.5SN BK TU | 1884990000 | B.88 |
| LSF-SMT 7.62/06/135 3.5SN BK RL | 1887200000 | B.89 |
| LSF-SMT 7.62/06/135 3.5SN BK TU | 1886220000 | B.88 |
| LSF-SMT 7.62/06/180 1.5SN BK RL | 1874390000 | B.91 |
| LSF-SMT 7.62/06/180 1.5SN BK TU | 1869860000 | B.90 |
| LSF-SMT 7.62/06/180 3.5SN BK RL | 1874360000 | B.91 |
| LSF-SMT 7.62/06/180 3.5SN BK TU | 1826250000 | B.90 |
| LSF-SMT 7.62/06/90 1.5SN BK RL | 1874330000 | B.87 |
| LSF-SMT 7.62/06/90 1.5SN BK TU | 1869300000 | B.86 |
| LSF-SMT 7.62/06/90 3.5SN BK RL | 1874290000 | B.87 |
| LSF-SMT 7.62/06/90 3.5SN BK TU | 1824990000 | B.86 |
| LSF-SMT 7.62/07/135 1.5SN BK TU | 1885000000 | B.88 |
| LSF-SMT 7.62/07/135 3.5SN BK TU | 1886230000 | B.88 |
| LSF-SMT 7.62/07/180 1.5SN BK TU | 1869870000 | B.90 |
| LSF-SMT 7.62/07/180 3.5SN BK TU | 1826260000 | B.90 |
| LSF-SMT 7.62/07/90 1.5SN BK TU | 1869310000 | B.86 |
| LSF-SMT 7.62/07/90 3.5SN BK TU | 1825000000 | B.86 |
| LSF-SMT 7.62/08/135 1.5SN BK TU | 1885010000 | B.88 |
| LSF-SMT 7.62/08/135 3.5SN BK TU | 1886240000 | B.88 |
| LSF-SMT 7.62/08/180 1.5SN BK TU | 1869880000 | B.90 |
| LSF-SMT 7.62/08/180 3.5SN BK TU | 1826270000 | B.90 |
| LSF-SMT 7.62/08/90 1.5SN BK TU | 1869320000 | B.86 |
| LSF-SMT 7.62/08/90 3.5SN BK TU | 1825010000 | B.86 |
| LU 10.16/02/90 4.5SN BK BX | 1934140000 | E.6 |
| LU 10.16/03/90 4.5SN BK BX | 1921450000 | E.6 |
| LU 10.16/04/90 4.5SN BK BX | 1226220000 | E.6 |
| LU 10.16/05/90 4.5SN BK BX | 1226230000 | E.6 |
| LU 10.16/06/90 4.5SN BK BX | 1226240000 | E.6 |
| LU 10.16/07/90 4.5SN BK BX | 1226250000 | E.6 |
| LU 10.16/08/90 4.5SN BK BX | 1226260000 | E.6 |
| LU 10.16/09/90 4.5SN BK BX | 1226270000 | E.6 |
| LU 10.16/10/90 4.5SN BK BX | 1226280000 | E.6 |
| LUP 10.16/02/90 3.2SN BK BX | 1226290000 | E.7 |
| LUP 10.16/02/90V 3.2SN BK BX | 1192980000 | E.8 |
| LUP 10.16/03/90 3.2SN BK BX | 1226300000 | E.7 |
| LUP 10.16/03/90V 3.2SN BK BX | 1192990000 | E.8 |
| LUP 10.16/04/90 3.2SN BK BX | 1226310000 | E.7 |
| LUP 10.16/04/90V 3.2SN BK BX | 1193000000 | E.8 |
| LUP 10.16/05/90 3.2SN BK BX | 1226320000 | E.7 |
| LUP 10.16/05/90V 3.2SN BK BX | 1193010000 | E.8 |
| LUP 10.16/06/90 3.2SN BK BX | 1226330000 | E.7 |

| Type | Order No. | Page |
|---|---|---|
| LUP 10.16/06/90V 3.2SN BK BX | 1193020000 | E.8 |
| LUP 10.16/07/90 3.2SN BK BX | 1226340000 | E.7 |
| LUP 10.16/07/90V 3.2SN BK BX | 1193030000 | E.8 |
| LUP 10.16/08/90 3.2SN BK BX | 1226350000 | E.7 |
| LUP 10.16/08/90V 3.2SN BK BX | 1193040000 | E.8 |
| LUP 10.16/09/90 3.2SN BK BX | 1226360000 | E.7 |
| LUP 10.16/09/90V 3.2SN BK BX | 1193050000 | E.8 |
| LUP 12.70/02/90 3.2SN BK BX | 1226370000 | E.9 |
| LUP 12.70/03/90 3.2SN BK BX | 1226380000 | E.9 |
| LUP 12.70/04/90 3.2SN BK BX | 1226390000 | E.9 |
| LUP 12.70/05/90 3.2SN BK BX | 1226410000 | E.9 |
| LUP 12.70/06/90 3.2SN BK BX | 1226420000 | E.9 |
| LUP 12.70/07/90 3.2SN BK BX | 1226430000 | E.9 |
| LUP 12.70/08/90 3.2SN BK BX | 1226440000 | E.9 |
| LUP 12.70/09/90 3.2SN BK BX | 1226450000 | E.9 |
| LX 15.00/01/90 4.5SN BK BX | 1226460000 | E.10 |
| LX 15.00/02/90 4.5SN BK BX | 1226470000 | E.10 |
| LX 15.00/03/90 4.5SN BK BX | 1174720000 | E.10 |
| LX 15.00/04/90 4.5SN BK BX | 1226480000 | E.10 |
| LX 15.00/05/90 4.5SN BK BX | 1226490000 | E.10 |
| LX 15.00/06/90 4.5SN BK BX | 1226500000 | E.10 |
| LX 15.00/07/90 4.5SN BK BX | 1226510000 | E.10 |
| LX 15.00/08/90 4.5SN BK BX | 1921480000 | E.10 |
| LXB 15.00/02/90 4.5SN BK BX | 1226520000 | E.11 |
| LXB 15.00/03/90 4.5SN BK BX | 1226530000 | E.11 |
| LXB 15.00/04/90 4.5SN BK BX | 1226540000 | E.11 |
| LXB 15.00/05/90 4.5SN BK BX | 1226550000 | E.11 |
| LXB 15.00/06/90 4.5SN BK BX | 1226560000 | E.11 |
| LXB 15.00/07/90 4.5SN BK BX | 1226570000 | E.11 |
| LXB 15.00/08/90 4.5SN BK BX | 1226580000 | E.11 |
| LXBL15.00/01/90 4.5SN BK BX | 1226590000 | E.11 |
| LXXX 15.00/01/90 4.5SN BK BX | 1047120000 | E.12 |
| LXXX 15.00/01/90F 4.5SN BK BX | 1047280000 | E.13 |
| LXXX 15.00/01/90FL 4.5SN BK BX | 1047440000 | E.13 |
| LXXX 15.00/01/90FR 4.5SN BK BX | 1047600000 | E.13 |
| LXXX 15.00/02/90 4.5SN BK BX | 1047130000 | E.12 |
| LXXX 15.00/02/90F 4.5SN BK BX | 1047290000 | E.13 |
| LXXX 15.00/02/90FL 4.5SN BK BX | 1047450000 | E.13 |
| LXXX 15.00/02/90FR 4.5SN BK BX | 1047610000 | E.13 |
| LXXX 15.00/03/90 4.5SN BK BX | 1047140000 | E.12 |
| LXXX 15.00/03/90F 4.5SN BK BX | 1047300000 | E.13 |
| LXXX 15.00/03/90FL 4.5SN BK BX | 1047460000 | E.13 |
| LXXX 15.00/03/90FR 4.5SN BK BX | 1047620000 | E.13 |
| LXXX 15.00/04/90 4.5SN BK BX | 1047150000 | E.12 |
| LXXX 15.00/04/90F 4.5SN BK BX | 1047310000 | E.13 |
| LXXX 15.00/04/90FL 4.5SN BK BX | 1047470000 | E.13 |
| LXXX 15.00/04/90FR 4.5SN BK BX | 1047630000 | E.13 |

## M

| | | |
|---|---|---|
| MCZ 5 | 8857560000 | I.47 |
| MF 5/7,5 MC NEUTRAL | 1877680000 | I.15 |
| MHS 6 | 1925740000 | I.46 |
| MHZ 6 | 1925760000 | I.46 |
| MOFU 35/LO/1 SW | 0646210000 | J.2 |
| MTA 45 BK | 1962250000 | J.2 |

## P

| | | |
|---|---|---|
| PF RS 100 GR 2000MM A.1 | 4010870000 | I.56 |
| PF RS 100 OR 155 MM A.1 | 4148400000 | I.56 |
| PF RS 100 OR 2000MM A.1 | 4144870000 | I.56 |
| PF RS 122 OR 2000MM | 1155940000 | I.57 |
| PF RS 45 GR 1000 | 8140880000 | I.52 |
| PF RS 45 GR 2000 | 4027750000 | I.52 |
| PF RS 45 OR 2000 | 4340430000 | I.52 |
| PF RS 80 GR 2000MM | 4183130000 | I.54 |
| PF RS 80 OR 2000MM | 4157440000 | I.54 |
| PF RS 90 GR 2000MM | 4051810000 | I.55 |
| PF RS 90 OR 2000MM | 4053240000 | I.55 |
| PM 5.00/02/90 3.5SN OR BX | 1791610000 | B.54 |
| PM 5.00/03/90 3.5SN OR BX | 1791620000 | B.54 |
| PM 5.00/04/90 3.5SN OR BX | 1234650000 | B.54 |
| PM 5.00/05/90 3.5SN OR BX | 1234670000 | B.54 |
| PM 5.00/06/90 3.5SN OR BX | 1234680000 | B.54 |
| PM 5.00/07/90 3.5SN OR BX | 1234690000 | B.54 |
| PM 5.00/08/90 3.5SN OR BX | 1234700000 | B.54 |
| PM 5.00/09/90 3.5SN OR BX | 1234710000 | B.54 |
| PM 5.00/10/90 3.5SN OR BX | 1234720000 | B.54 |
| PM 5.00/11/90 3.5SN OR BX | 1234730000 | B.54 |
| PM 5.00/12/90 3.5SN OR BX | 1234740000 | B.54 |
| PM 5.08/02/90 3.5SN OR BX | 1760490000 | B.55 |
| PM 5.08/03/90 3.5SN OR BX | 1760500000 | B.55 |
| PM 5.08/04/90 3.5SN OR BX | 1234550000 | B.55 |
| PM 5.08/05/90 3.5SN OR BX | 1234570000 | B.55 |
| PM 5.08/06/90 3.5SN OR BX | 1234580000 | B.55 |
| PM 5.08/07/90 3.5SN OR BX | 1234590000 | B.55 |
| PM 5.08/08/90 3.5SN OR BX | 1234600000 | B.55 |
| PM 5.08/09/90 3.5SN OR BX | 1234610000 | B.55 |
| PM 5.08/10/90 3.5SN OR BX | 1234620000 | B.55 |
| PM 5.08/11/90 3.5SN OR BX | 1234630000 | B.55 |
| PM 5.08/12/90 3.5SN OR BX | 1234640000 | B.55 |
| PS 2.0 MC | 0310000000 | D.15 |
| PS 2.0 MC | 0310000000 | H.4 |
| PS 3.50/02/90 3.5SN OR BX | 1912320000 | B.52 |
| PS 3.50/03/90 3.5SN OR BX | 1912330000 | B.52 |
| PS 3.50/04/90 3.5SN OR BX | 1912340000 | B.52 |
| PS 3.50/05/90 3.5SN OR BX | 1912350000 | B.52 |
| PS 3.50/06/90 3.5SN OR BX | 1912360000 | B.52 |
| PS 3.50/07/90 3.5SN OR BX | 1912370000 | B.52 |





«ЭЛЕКТРО-ПРОФИ» - http://www.ep.ru

| Type | Order No. | Page |
|---|---|---|
| PS 3.50/08/90 3.5SN OR BX | 1912380000 | B.52 |
| PS 3.50/09/90 3.5SN OR BX | 1912390000 | B.52 |
| PS 3.50/10/90 3.5SN OR BX | 1912400000 | B.52 |
| PS 3.50/11/90 3.5SN OR BX | 1912410000 | B.52 |
| PS 3.50/12/90 3.5SN OR BX | 1912420000 | B.52 |
| PTSC KB40X14 | 4019420000 | I.56 |

# R

| | | |
|---|---|---|
| RA MCZ1.5 | 2224240000 | I.47 |
| RF 108 OR | 1020690000 | I.57 |
| RF 180 | 1324460000 | I.54 |
| RF 180 | 1324460000 | I.55 |
| RF 180 | 1324460000 | I.56 |
| RF 180 GR | 1773400000 | I.54 |
| RF 180 GR | 1773400000 | I.55 |
| RF 180 GR | 1773400000 | I.56 |
| RF RS 70 LI/A2/O.SG | 0119660000 | I.53 |
| RF RS 70 MI/A6 | 0213760000 | I.53 |
| RF RS 70 RE/A3/M.BEZ | 0119560000 | I.53 |
| RF RS 70 RE/A4/O.BEZ | 0126260000 | I.53 |
| RSV1,6 B12 GR | 1416000000 | C.253 |
| RSV1,6 B18 GR | 1417000000 | C.253 |
| RSV1,6 B24 GR | 1418000000 | C.253 |
| RSV1,6 B36 GR | 1419000000 | C.253 |
| RSV1,6 B4 GR | 1413000000 | C.253 |
| RSV1,6 B6 GR | 1414000000 | C.253 |
| RSV1,6 B9 GR | 1415000000 | C.253 |
| RSV1,6 KO | 1567430000 | D.11 |
| RSV1,6 LB12 GR 3,2 AU | 1443200000 | C.250 |
| RSV1,6 LB12 GR 3,2 SN | 1443300000 | C.246 |
| RSV1,6 LB18 GR 3,2 AU | 1444200000 | C.250 |
| RSV1,6 LB18 GR 3,2 SN | 1444300000 | C.246 |
| RSV1,6 LB24 GR 3,2 AU | 1445200000 | C.250 |
| RSV1,6 LB24 GR 3,2 SN | 1445300000 | C.246 |
| RSV1,6 LB36 GR 3,2 AU | 1446200000 | C.250 |
| RSV1,6 LB36 GR 3,2 SN | 1446300000 | C.246 |
| RSV1,6 LB4 GR 3,2 AU | 1440200000 | C.250 |
| RSV1,6 LB4 GR 3,2 SN | 1440300000 | C.246 |
| RSV1,6 LB6 GR 3,2 AU | 1441200000 | C.250 |
| RSV1,6 LB6 GR 3,2 SN | 1441300000 | C.246 |
| RSV1,6 LB9 GR 3,2 AU | 1442200000 | C.250 |
| RSV1,6 LB9 GR 3,2 SN | 1442300000 | C.246 |
| RSV1,6 LBF12 GR 3,2 AU | 1443600000 | C.251 |
| RSV1,6 LBF12 GR 3,2 SN | 1443700000 | C.247 |
| RSV1,6 LBF18 GR 3,2 AU | 1444600000 | C.251 |
| RSV1,6 LBF18 GR 3,2 SN | 1444700000 | C.247 |
| RSV1,6 LBF24 GR 3,2 AU | 1445600000 | C.251 |
| RSV1,6 LBF24 GR 3,2 SN | 1445700000 | C.247 |
| RSV1,6 LBF36 GR 3,2 AU | 1446600000 | C.251 |
| RSV1,6 LBF36 GR 3,2 SN | 1446700000 | C.247 |
| RSV1,6 LBF4 GR 3,2 AU | 1440600000 | C.251 |
| RSV1,6 LBF4 GR 3,2 SN | 1440700000 | C.247 |
| RSV1,6 LBF6 GR 3,2 AU | 1441600000 | C.251 |
| RSV1,6 LBF6 GR 3,2 SN | 1441700000 | C.247 |
| RSV1,6 LBF9 GR 3,2 AU | 1442600000 | C.251 |
| RSV1,6 LBF9 GR 3,2 SN | 1442700000 | C.247 |
| RSV1,6 LS12 GR 3,2 AU | 1443400000 | C.248 |
| RSV1,6 LS12 GR 3,2 SN | 1443500000 | C.244 |
| RSV1,6 LS18 GR 3,2 AU | 1444400000 | C.248 |
| RSV1,6 LS18 GR 3,2 SN | 1444500000 | C.244 |
| RSV1,6 LS24 GR 3,2 AU | 1445400000 | C.248 |
| RSV1,6 LS24 GR 3,2 SN | 1445500000 | C.244 |
| RSV1,6 LS36 GR 3,2 AU | 1446400000 | C.248 |
| RSV1,6 LS36 GR 3,2 SN | 1446500000 | C.244 |
| RSV1,6 LS4 GR 3,2 AU | 1440400000 | C.248 |
| RSV1,6 LS4 GR 3,2 SN | 1440500000 | C.244 |
| RSV1,6 LS6 GR 3,2 AU | 1441400000 | C.248 |
| RSV1,6 LS6 GR 3,2 SN | 1441500000 | C.244 |
| RSV1,6 LS9 GR 3,2 AU | 1442400000 | C.248 |
| RSV1,6 LS9 GR 3,2 SN | 1442500000 | C.244 |
| RSV1,6 LSF12 GR 3,2 AU | 1443800000 | C.249 |
| RSV1,6 LSF12 GR 3,2 SN | 1443900000 | C.245 |
| RSV1,6 LSF18 GR 3,2 AU | 1444800000 | C.249 |
| RSV1,6 LSF18 GR 3,2 SN | 1444900000 | C.245 |
| RSV1,6 LSF24 GR 3,2 AU | 1445800000 | C.249 |
| RSV1,6 LSF24 GR 3,2 SN | 1445900000 | C.245 |
| RSV1,6 LSF36 GR 3,2 AU | 1446800000 | C.249 |
| RSV1,6 LSF36 GR 3,2 SN | 1446900000 | C.245 |
| RSV1,6 LSF4 GR 3,2 AU | 1440800000 | C.249 |
| RSV1,6 LSF4 GR 3,2 SN | 1440900000 | C.245 |
| RSV1,6 LSF6 GR 3,2 AU | 1441800000 | C.249 |
| RSV1,6 LSF6 GR 3,2 SN | 1441900000 | C.245 |
| RSV1,6 LSF9 GR 3,2 AU | 1442800000 | C.249 |
| RSV1,6 LSF9 GR 3,2 SN | 1442900000 | C.245 |
| RSV1,6 RF12/35x15 SW | 1690140000 | D.3 |
| RSV1,6 RF12/35x7.5 SW | 1582940000 | D.3 |
| RSV1,6 RF18/35x15 SW | 1690150000 | D.3 |
| RSV1,6 RF18/35x7.5 SW | 1582950000 | D.3 |
| RSV1,6 RF24/35x15 SW | 1690160000 | D.3 |
| RSV1,6 RF24/35x7.5 SW | 1582960000 | D.3 |
| RSV1,6 RF36/35x15 SW | 1690170000 | D.3 |
| RSV1,6 RF36/35x7.5 SW | 1582970000 | D.3 |
| RSV1,6 RF4/35x15 SW | 1690110000 | D.3 |
| RSV1,6 RF4/35x7.5 SW | 1582910000 | D.3 |
| RSV1,6 RF6/35x15 SW | 1690120000 | D.3 |
| RSV1,6 RF6/35x7.5 SW | 1582920000 | D.3 |
| RSV1,6 RF9/35x15 SW | 1690130000 | D.3 |
| RSV1,6 RF9/35x7.5 SW | 1582930000 | D.3 |
| RSV1,6 S12 GR | 1416100000 | C.252 |
| RSV1,6 S18 GR | 1417100000 | C.252 |
| RSV1,6 S24 GR | 1418100000 | C.252 |
| RSV1,6 S36 GR | 1419100000 | C.252 |
| RSV1,6 S4 GR | 1413100000 | C.252 |
| RSV1,6 S6 GR | 1414100000 | C.252 |
| RSV1,6 S9 GR | 1415100000 | C.252 |
| RSV1,6 ZE 12 SW | 1563300000 | D.3 |
| RSV1,6 ZE 18 SW | 1563200000 | D.3 |
| RSV1,6 ZE 24 SW | 1563100000 | D.3 |
| RSV1,6 ZE 36 SW | 1563000000 | D.3 |
| RSV1,6 ZE 4 SW | 1563600000 | D.3 |
| RSV1,6 ZE 6 SW | 1563500000 | D.3 |
| RSV1,6 ZE 9 SW | 1563400000 | D.3 |

# S

| | | |
|---|---|---|
| S2L 3.5 FLA 20/10 | 1699580000 | D.8 |
| S2L 3.50/06/180F 3.5SN BK BX | 1729590000 | C.15 |
| S2L 3.50/06/180F 3.5SN OR BX | 1729430000 | C.15 |
| S2L 3.50/06/180G 3.5SN BK BX | 1728950000 | C.14 |
| S2L 3.50/06/180G 3.5SN OR BX | 1728790000 | C.14 |
| S2L 3.50/06/90F 3.5SN BK BX | 1728630000 | C.13 |
| S2L 3.50/06/90F 3.5SN OR BX | 1728470000 | C.13 |
| S2L 3.50/06/90G 3.5SN BK BX | 1727990000 | C.12 |
| S2L 3.50/06/90G 3.5SN OR BX | 1727830000 | C.12 |
| S2L 3.50/08/180F 3.5SN BK BX | 1729600000 | C.15 |
| S2L 3.50/08/180F 3.5SN OR BX | 1729440000 | C.15 |
| S2L 3.50/08/180G 3.5SN BK BX | 1728960000 | C.14 |
| S2L 3.50/08/180G 3.5SN OR BX | 1728800000 | C.14 |
| S2L 3.50/08/90F 3.5SN BK BX | 1728640000 | C.13 |
| S2L 3.50/08/90F 3.5SN OR BX | 1728480000 | C.13 |
| S2L 3.50/08/90G 3.5SN BK BX | 1728000000 | C.12 |
| S2L 3.50/08/90G 3.5SN OR BX | 1727840000 | C.12 |
| S2L 3.50/10/180F 3.5SN BK BX | 1729610000 | C.15 |
| S2L 3.50/10/180F 3.5SN OR BX | 1729450000 | C.15 |
| S2L 3.50/10/180G 3.5SN BK BX | 1728970000 | C.14 |
| S2L 3.50/10/180G 3.5SN OR BX | 1728810000 | C.14 |
| S2L 3.50/10/90F 3.5SN BK BX | 1728650000 | C.13 |
| S2L 3.50/10/90F 3.5SN OR BX | 1728490000 | C.13 |
| S2L 3.50/10/90G 3.5SN BK BX | 1728010000 | C.12 |
| S2L 3.50/10/90G 3.5SN OR BX | 1727850000 | C.12 |
| S2L 3.50/12/180F 3.5SN BK BX | 1729620000 | C.15 |
| S2L 3.50/12/180F 3.5SN OR BX | 1729460000 | C.15 |
| S2L 3.50/12/180G 3.5SN BK BX | 1728980000 | C.14 |
| S2L 3.50/12/180G 3.5SN OR BX | 1728820000 | C.14 |
| S2L 3.50/12/90F 3.5SN BK BX | 1728660000 | C.13 |
| S2L 3.50/12/90F 3.5SN OR BX | 1728500000 | C.13 |
| S2L 3.50/12/90G 3.5SN BK BX | 1728020000 | C.12 |
| S2L 3.50/12/90G 3.5SN OR BX | 1727860000 | C.12 |
| S2L 3.50/14/180F 3.5SN BK BX | 1729630000 | C.15 |
| S2L 3.50/14/180F 3.5SN OR BX | 1729470000 | C.15 |
| S2L 3.50/14/180G 3.5SN BK BX | 1728990000 | C.14 |
| S2L 3.50/14/180G 3.5SN OR BX | 1728830000 | C.14 |
| S2L 3.50/14/90F 3.5SN BK BX | 1728670000 | C.13 |
| S2L 3.50/14/90F 3.5SN OR BX | 1728510000 | C.13 |
| S2L 3.50/14/90G 3.5SN BK BX | 1728030000 | C.12 |
| S2L 3.50/14/90G 3.5SN OR BX | 1727870000 | C.12 |
| S2L 3.50/16/180F 3.5SN BK BX | 1729640000 | C.15 |
| S2L 3.50/16/180F 3.5SN OR BX | 1729480000 | C.15 |
| S2L 3.50/16/180G 3.5SN BK BX | 1729000000 | C.14 |
| S2L 3.50/16/180G 3.5SN OR BX | 1728840000 | C.14 |
| S2L 3.50/16/90F 3.5SN BK BX | 1728680000 | C.13 |
| S2L 3.50/16/90F 3.5SN OR BX | 1728520000 | C.13 |
| S2L 3.50/16/90G 3.5SN BK BX | 1728040000 | C.12 |
| S2L 3.50/16/90G 3.5SN OR BX | 1727880000 | C.12 |
| S2L 3.50/18/180F 3.5SN BK BX | 1729650000 | C.15 |
| S2L 3.50/18/180F 3.5SN OR BX | 1729490000 | C.15 |
| S2L 3.50/18/180G 3.5SN BK BX | 1729010000 | C.14 |
| S2L 3.50/18/180G 3.5SN OR BX | 1728850000 | C.14 |
| S2L 3.50/18/90F 3.5SN BK BX | 1728690000 | C.13 |
| S2L 3.50/18/90F 3.5SN OR BX | 1728530000 | C.13 |
| S2L 3.50/18/90G 3.5SN BK BX | 1728050000 | C.12 |
| S2L 3.50/18/90G 3.5SN OR BX | 1727890000 | C.12 |
| S2L 3.50/20/180F 3.5SN BK BX | 1729660000 | C.15 |
| S2L 3.50/20/180F 3.5SN OR BX | 1729500000 | C.15 |
| S2L 3.50/20/180G 3.5SN BK BX | 1729020000 | C.14 |
| S2L 3.50/20/180G 3.5SN OR BX | 1728860000 | C.14 |
| S2L 3.50/20/90F 3.5SN BK BX | 1728700000 | C.13 |
| S2L 3.50/20/90F 3.5SN OR BX | 1728540000 | C.13 |
| S2L 3.50/20/90G 3.5SN BK BX | 1728060000 | C.12 |
| S2L 3.50/20/90G 3.5SN OR BX | 1727900000 | C.12 |
| S2L 3.50/22/180F 3.5SN BK BX | 1729670000 | C.15 |
| S2L 3.50/22/180F 3.5SN OR BX | 1729510000 | C.15 |
| S2L 3.50/22/180G 3.5SN BK BX | 1729030000 | C.14 |
| S2L 3.50/22/180G 3.5SN OR BX | 1728870000 | C.14 |
| S2L 3.50/22/90F 3.5SN BK BX | 1728710000 | C.13 |
| S2L 3.50/22/90F 3.5SN OR BX | 1728550000 | C.13 |
| S2L 3.50/22/90G 3.5SN BK BX | 1728070000 | C.12 |
| S2L 3.50/22/90G 3.5SN OR BX | 1727910000 | C.12 |
| S2L 3.50/24/180F 3.5SN BK BX | 1729680000 | C.15 |
| S2L 3.50/24/180F 3.5SN OR BX | 1729520000 | C.15 |
| S2L 3.50/24/180G 3.5SN BK BX | 1729040000 | C.14 |
| S2L 3.50/24/180G 3.5SN OR BX | 1728880000 | C.14 |
| S2L 3.50/24/90F 3.5SN BK BX | 1728720000 | C.13 |
| S2L 3.50/24/90F 3.5SN OR BX | 1728560000 | C.13 |
| S2L 3.50/24/90G 3.5SN BK BX | 1728080000 | C.12 |
| S2L 3.50/24/90G 3.5SN OR BX | 1727920000 | C.12 |
| S2L 3.50/26/180F 3.5SN BK BX | 1729690000 | C.15 |
| S2L 3.50/26/180F 3.5SN OR BX | 1729530000 | C.15 |
| S2L 3.50/26/180G 3.5SN BK BX | 1729050000 | C.14 |
| S2L 3.50/26/180G 3.5SN OR BX | 1728890000 | C.14 |
| S2L 3.50/26/90F 3.5SN BK BX | 1728730000 | C.13 |
| S2L 3.50/26/90F 3.5SN OR BX | 1728570000 | C.13 |
| S2L 3.50/26/90G 3.5SN BK BX | 1728090000 | C.12 |
| S2L 3.50/26/90G 3.5SN OR BX | 1727930000 | C.12 |
| S2L 3.50/28/180F 3.5SN BK BX | 1729700000 | C.15 |
| S2L 3.50/28/180F 3.5SN OR BX | 1729540000 | C.15 |
| S2L 3.50/28/180G 3.5SN BK BX | 1729060000 | C.14 |
| S2L 3.50/28/180G 3.5SN OR BX | 1728900000 | C.14 |
| S2L 3.50/28/90F 3.5SN BK BX | 1728740000 | C.13 |
| S2L 3.50/28/90F 3.5SN OR BX | 1728580000 | C.13 |
| S2L 3.50/28/90G 3.5SN BK BX | 1728100000 | C.12 |
| S2L 3.50/28/90G 3.5SN OR BX | 1727940000 | C.12 |
| S2L 3.50/30/180F 3.5SN BK BX | 1729710000 | C.15 |
| S2L 3.50/30/180F 3.5SN OR BX | 1729550000 | C.15 |
| S2L 3.50/30/180G 3.5SN BK BX | 1729070000 | C.14 |
| S2L 3.50/30/180G 3.5SN OR BX | 1728910000 | C.14 |
| S2L 3.50/30/90F 3.5SN BK BX | 1728750000 | C.13 |
| S2L 3.50/30/90F 3.5SN OR BX | 1728590000 | C.13 |
| S2L 3.50/30/90G 3.5SN BK BX | 1728110000 | C.12 |
| S2L 3.50/30/90G 3.5SN OR BX | 1727950000 | C.12 |
| S2L 3.50/32/180F 3.5SN BK BX | 1729720000 | C.15 |
| S2L 3.50/32/180F 3.5SN OR BX | 1729560000 | C.15 |
| S2L 3.50/32/180G 3.5SN BK BX | 1729080000 | C.14 |
| S2L 3.50/32/180G 3.5SN OR BX | 1728920000 | C.14 |
| S2L 3.50/32/90F 3.5SN BK BX | 1728760000 | C.13 |
| S2L 3.50/32/90F 3.5SN OR BX | 1728600000 | C.13 |
| S2L 3.50/32/90G 3.5SN BK BX | 1728120000 | C.12 |
| S2L 3.50/32/90G 3.5SN OR BX | 1727960000 | C.12 |
| S2L 3.50/34/180F 3.5SN BK BX | 1729730000 | C.15 |
| S2L 3.50/34/180F 3.5SN OR BX | 1729570000 | C.15 |
| S2L 3.50/34/90F 3.5SN BK BX | 1728770000 | C.13 |
| S2L 3.50/34/90F 3.5SN OR BX | 1728610000 | C.13 |
| S2L 3.50/34/90G 3.5SN BK BX | 1728130000 | C.12 |
| S2L 3.50/34/90G 3.5SN OR BX | 1727970000 | C.12 |
| S2L 3.50/36/180F 3.5SN BK BX | 1729740000 | C.15 |
| S2L 3.50/36/180F 3.5SN OR BX | 1729580000 | C.15 |
| S2L 3.50/36/90F 3.5SN BK BX | 1728780000 | C.13 |
| S2L 3.50/36/90F 3.5SN OR BX | 1728620000 | C.13 |
| S2L 3.50/36/90G 3.5SN BK BX | 1728140000 | C.12 |
| S2L 3.50/36/90G 3.5SN OR BX | 1727980000 | C.12 |
| S2LD-THR 3.50/08/90G 3.2SN BK BX | 1065290000 | C.10 |
| S2LD-THR 3.50/08/90LF 3.2SN BK BX | 1028370000 | C.11 |
| S2LD-THR 3.50/12/90G 3.2SN BK BX | 1065310000 | C.10 |
| S2LD-THR 3.50/12/90LF 3.2SN BK BX | 1028390000 | C.11 |
| S2LD-THR 3.50/16/90G 3.2SN BK BX | 1065320000 | C.10 |
| S2LD-THR 3.50/16/90LF 3.2SN BK BX | 1028410000 | C.11 |
| S2LD-THR 3.50/20/90G 3.2SN BK BX | 1065330000 | C.10 |
| S2LD-THR 3.50/20/90LF 3.2SN BK BX | 1028420000 | C.11 |
| S2LD-THR 3.50/24/90G 3.2SN BK BX | 1065340000 | C.10 |
| S2LD-THR 3.50/24/90LF 3.2SN BK BX | 1045390000 | C.11 |
| S2LD-THR 3.50/28/90G 3.2SN BK BX | 1065350000 | C.10 |
| S2LD-THR 3.50/28/90LF 3.2SN BK BX | 1028430000 | C.11 |
| S2LD-THR 3.50/32/90G 3.2SN BK BX | 1065360000 | C.10 |
| S2LD-THR 3.50/32/90LF 3.2SN BK BX | 1028440000 | C.11 |
| S2LD-THR 3.50/36/90G 3.2SN BK BX | 1065370000 | C.10 |
| S2LD-THR 3.50/36/90LF 3.2SN BK BX | 1028450000 | C.11 |
| S2L-SMT 3.5 FLA 20/10 | 1814590000 | D.8 |
| S2L-SMT 3.50/04/180G 3.5SN BK BX | 1924530000 | C.8 |
| S2L-SMT 3.50/04/180LF 3.5SN BK BX | 1001310000 | C.9 |
| S2L-SMT 3.50/04/90G 3.2 SN BK BX | 1920850000 | C.6 |
| S2L-SMT 3.50/04/90LF 3.2 SN BK BX | 1001300000 | C.7 |
| S2L-SMT 3.50/06/180G 3.5 SN BK RL | 1807780000 | C.9 |
| S2L-SMT 3.50/06/180G 3.5SN BK BX | 1794530000 | C.8 |
| S2L-SMT 3.50/06/180LF 3.5 SN BK RL | 1807870000 | C.9 |
| S2L-SMT 3.50/06/180LF 3.5SN BK BX | 1795200000 | C.9 |
| S2L-SMT 3.50/06/90G 3.2 SN BK BX | 1794210000 | C.6 |
| S2L-SMT 3.50/06/90G 3.2SN BK RL | 1807470000 | C.7 |
| S2L-SMT 3.50/06/90LF 3.2 SN BK BX | 1794860000 | C.7 |
| S2L-SMT 3.50/06/90LF 3.2SN BK RL | 1807560000 | C.7 |
| S2L-SMT 3.50/08/180G 3.5 SN BK RL | 1807790000 | C.9 |
| S2L-SMT 3.50/08/180G 3.5SN BK BX | 1794540000 | C.8 |
| S2L-SMT 3.50/08/180LF 3.5 SN BK RL | 1807880000 | C.9 |
| S2L-SMT 3.50/08/180LF 3.5SN BK BX | 1795210000 | C.9 |
| S2L-SMT 3.50/08/90G 3.2 SN BK BX | 1794220000 | C.6 |
| S2L-SMT 3.50/08/90G 3.2SN BK RL | 1807480000 | C.7 |
| S2L-SMT 3.50/08/90LF 3.2 SN BK BX | 1794870000 | C.7 |
| S2L-SMT 3.50/08/90LF 3.2SN BK RL | 1807570000 | C.7 |
| S2L-SMT 3.50/10/180G 3.5 SN BK RL | 1807800000 | C.9 |
| S2L-SMT 3.50/10/180G 3.5SN BK BX | 1794550000 | C.8 |
| S2L-SMT 3.50/10/180LF 3.5 SN BK RL | 1807890000 | C.9 |
| S2L-SMT 3.50/10/180LF 3.5SN BK BX | 1795220000 | C.9 |
| S2L-SMT 3.50/10/90G 3.2 SN BK BX | 1794230000 | C.6 |
| S2L-SMT 3.50/10/90G 3.2SN BK RL | 1807490000 | C.7 |
| S2L-SMT 3.50/10/90LF 3.2 SN BK BX | 1794880000 | C.7 |
| S2L-SMT 3.50/10/90LF 3.2SN BK RL | 1807580000 | C.7 |
| S2L-SMT 3.50/12/180G 3.5 SN BK RL | 1807810000 | C.9 |
| S2L-SMT 3.50/12/180G 3.5SN BK BX | 1794560000 | C.8 |
| S2L-SMT 3.50/12/180LF 3.5 SN BK RL | 1807900000 | C.9 |
| S2L-SMT 3.50/12/180LF 3.5SN BK BX | 1795230000 | C.9 |
| S2L-SMT 3.50/12/90G 3.2 SN BK BX | 1794240000 | C.6 |
| S2L-SMT 3.50/12/90G 3.2SN BK RL | 1807500000 | C.7 |
| S2L-SMT 3.50/12/90LF 3.2 SN BK BX | 1794890000 | C.7 |
| S2L-SMT 3.50/12/90LF 3.2SN BK RL | 1807590000 | C.7 |
| S2L-SMT 3.50/14/180G 3.5 SN BK RL | 1807820000 | C.9 |
| S2L-SMT 3.50/14/180G 3.5SN BK BX | 1794570000 | C.8 |
| S2L-SMT 3.50/14/180LF 3.5 SN BK RL | 1807910000 | C.9 |
| S2L-SMT 3.50/14/180LF 3.5SN BK BX | 1795240000 | C.9 |
| S2L-SMT 3.50/14/90G 3.2 SN BK BX | 1794250000 | C.6 |
| S2L-SMT 3.50/14/90G 3.2SN BK RL | 1807510000 | C.7 |



«ЭЛЕКТРО-ПРОФИ» - http://www.ep.ru

| Type | Order No. | Page |
|---|---|---|
| S2L-SMT 3.50/14/90LF 3.2 SN BK BX | 1794900000 | C.7 |
| S2L-SMT 3.50/14/90LF 3.2SN BK RL | 1807600000 | C.7 |
| S2L-SMT 3.50/16/180G 3.5 SN BK RL | 1807830000 | C.9 |
| S2L-SMT 3.50/16/180G 3.5SN BK BX | 1794580000 | C.8 |
| S2L-SMT 3.50/16/180LF 3.5 SN BK RL | 1807920000 | C.9 |
| S2L-SMT 3.50/16/180LF 3.5SN BK BX | 1795250000 | C.9 |
| S2L-SMT 3.50/16/90G 3.2 SN BK BX | 1794260000 | C.6 |
| S2L-SMT 3.50/16/90G 3.2SN BK RL | 1807520000 | C.7 |
| S2L-SMT 3.50/16/90LF 3.2 SN BK BX | 1794910000 | C.7 |
| S2L-SMT 3.50/16/90LF 3.2SN BK RL | 1807610000 | C.7 |
| S2L-SMT 3.50/18/180G 3.5 SN BK RL | 1807840000 | C.9 |
| S2L-SMT 3.50/18/180G 3.5SN BK BX | 1794590000 | C.8 |
| S2L-SMT 3.50/18/180LF 3.5 SN BK RL | 1807930000 | C.9 |
| S2L-SMT 3.50/18/180LF 3.5SN BK BX | 1795260000 | C.9 |
| S2L-SMT 3.50/18/90G 3.2 SN BK BX | 1794270000 | C.6 |
| S2L-SMT 3.50/18/90G 3.2SN BK RL | 1807530000 | C.7 |
| S2L-SMT 3.50/18/90LF 3.2 SN BK BX | 1794920000 | C.7 |
| S2L-SMT 3.50/18/90LF 3.2SN BK RL | 1807620000 | C.7 |
| S2L-SMT 3.50/20/180G 3.5 SN BK RL | 1807850000 | C.9 |
| S2L-SMT 3.50/20/180G 3.5SN BK BX | 1794600000 | C.8 |
| S2L-SMT 3.50/20/180LF 3.5 SN BK RL | 1807940000 | C.9 |
| S2L-SMT 3.50/20/180LF 3.5SN BK BX | 1795270000 | C.9 |
| S2L-SMT 3.50/20/90G 3.2 SN BK BX | 1794280000 | C.6 |
| S2L-SMT 3.50/20/90G 3.2SN BK RL | 1807540000 | C.7 |
| S2L-SMT 3.50/20/90LF 3.2 SN BK BX | 1794930000 | C.7 |
| S2L-SMT 3.50/20/90LF 3.2SN BK RL | 1807630000 | C.7 |
| S2L-SMT 3.50/22/180G 3.5 SN BK RL | 1807860000 | C.9 |
| S2L-SMT 3.50/22/180G 3.5SN BK BX | 1794610000 | C.8 |
| S2L-SMT 3.50/22/180LF 3.5SN BK BX | 1795280000 | C.9 |
| S2L-SMT 3.50/22/90G 3.2 SN BK BX | 1794290000 | C.6 |
| S2L-SMT 3.50/22/90G 3.2SN BK RL | 1807550000 | C.7 |
| S2L-SMT 3.50/22/90LF 3.2 SN BK BX | 1794940000 | C.7 |
| S2L-SMT 3.50/24/180G 3.5 SN BK RL | 1802220000 | C.9 |
| S2L-SMT 3.50/24/180G 3.5SN BK BX | 1794620000 | C.8 |
| S2L-SMT 3.50/24/180LF 3.5SN BK BX | 1795290000 | C.9 |
| S2L-SMT 3.50/24/90G 3.2 SN BK BX | 1794300000 | C.6 |
| S2L-SMT 3.50/24/90G 3.2SN BK RL | 1802190000 | C.7 |
| S2L-SMT 3.50/24/90LF 3.2 SN BK BX | 1794950000 | C.7 |
| S2L-SMT 3.50/26/180G 3.5SN BK BX | 1794630000 | C.8 |
| S2L-SMT 3.50/26/180LF 3.5SN BK BX | 1795300000 | C.9 |
| S2L-SMT 3.50/26/90G 3.2 SN BK BX | 1794310000 | C.6 |
| S2L-SMT 3.50/26/90LF 3.2 SN BK BX | 1794960000 | C.7 |
| S2L-SMT 3.50/28/180G 3.5SN BK BX | 1794640000 | C.8 |
| S2L-SMT 3.50/28/180LF 3.5SN BK BX | 1795310000 | C.9 |
| S2L-SMT 3.50/28/90G 3.2 SN BK BX | 1794320000 | C.6 |
| S2L-SMT 3.50/28/90LF 3.2 SN BK BX | 1794970000 | C.7 |
| S2L-SMT 3.50/30/180G 3.5SN BK BX | 1794650000 | C.8 |
| S2L-SMT 3.50/30/180LF 3.5SN BK BX | 1795320000 | C.9 |
| S2L-SMT 3.50/30/90G 3.2 SN BK BX | 1794330000 | C.6 |
| S2L-SMT 3.50/30/90LF 3.2 SN BK BX | 1794980000 | C.7 |
| S2L-SMT 3.50/32/180G 3.5SN BK BX | 1794660000 | C.8 |
| S2L-SMT 3.50/32/180LF 3.5SN BK BX | 1795330000 | C.9 |
| S2L-SMT 3.50/32/90G 3.2 SN BK BX | 1794340000 | C.6 |
| S2L-SMT 3.50/32/90LF 3.2 SN BK BX | 1794990000 | C.7 |
| S2L-SMT 3.50/34/180G 3.5SN BK BX | 1794670000 | C.8 |
| S2L-SMT 3.50/34/180LF 3.5SN BK BX | 1795340000 | C.9 |
| S2L-SMT 3.50/34/90G 3.2 SN BK BX | 1794350000 | C.6 |
| S2L-SMT 3.50/34/90LF 3.2 SN BK BX | 1795000000 | C.7 |
| S2L-SMT 3.50/36/180G 3.5SN BK BX | 1794680000 | C.8 |
| S2L-SMT 3.50/36/180LF 3.5SN BK BX | 1795350000 | C.9 |
| S2L-SMT 3.50/36/90G 3.2 SN BK BX | 1794360000 | C.6 |
| S2L-SMT 3.50/36/90LF 3.2 SN BK BX | 1795010000 | C.7 |
| SC 3.81 FLA 1.5/14.25 | 1979730000 | D.9 |
| SC 3.81 FLA 1.5/16 | 1979720000 | D.9 |
| SC 3.81 FLA 2.3/14.25 | 1979750000 | D.9 |
| SC 3.81 FLA 2.3/16 | 1979740000 | D.9 |
| SC 3.81/02/135F 3.2SN BK BX | 1977040000 | C.89 |
| SC 3.81/02/135F 3.2SN OR BX | 1976740000 | C.89 |
| SC 3.81/02/135G 3.2SN BK BX | 1976380000 | C.88 |
| SC 3.81/02/135G 3.2SN OR BX | 1975720000 | C.88 |
| SC 3.81/02/180F 3.2SN BK BX | 1793700000 | C.87 |
| SC 3.81/02/180F 3.2SN OR BX | 1943180000 | C.87 |
| SC 3.81/02/180G 3.2SN BK BX | 1793520000 | C.86 |
| SC 3.81/02/180G 3.2SN OR BX | 1942840000 | C.86 |
| SC 3.81/02/270F 3.2SN BK BX | 1038410000 | C.91 |
| SC 3.81/02/270F 3.2SN OR BX | 1038040000 | C.91 |
| SC 3.81/02/270G 3.2SN BK BX | 1037870000 | C.90 |
| SC 3.81/02/270G 3.2SN OR BX | 1037490000 | C.90 |
| SC 3.81/02/90F 3.2SN BK BX | 1793330000 | C.85 |
| SC 3.81/02/90F 3.2SN OR BX | 1942450000 | C.85 |
| SC 3.81/02/90G 3.2SN BK BX | 1793130000 | C.84 |
| SC 3.81/02/90G 3.2SN OR BX | 1942020000 | C.84 |
| SC 3.81/03/135F 3.2SN BK BX | 1977050000 | C.89 |
| SC 3.81/03/135F 3.2SN OR BX | 1976750000 | C.89 |
| SC 3.81/03/135G 3.2SN BK BX | 1976400000 | C.88 |
| SC 3.81/03/135G 3.2SN OR BX | 1975770000 | C.88 |
| SC 3.81/03/180F 3.2SN BK BX | 1793710000 | C.87 |
| SC 3.81/03/180F 3.2SN OR BX | 1943190000 | C.87 |
| SC 3.81/03/180G 3.2SN BK BX | 1793530000 | C.86 |
| SC 3.81/03/180G 3.2SN OR BX | 1942850000 | C.86 |
| SC 3.81/03/270F 3.2SN BK BX | 1038420000 | C.91 |
| SC 3.81/03/270F 3.2SN OR BX | 1038050000 | C.91 |
| SC 3.81/03/270G 3.2SN BK BX | 1037880000 | C.90 |
| SC 3.81/03/270G 3.2SN OR BX | 1037510000 | C.90 |
| SC 3.81/03/90F 3.2SN BK BX | 1793340000 | C.85 |
| SC 3.81/03/90F 3.2SN OR BX | 1942460000 | C.85 |
| SC 3.81/03/90G 3.2SN BK BX | 1793140000 | C.84 |
| SC 3.81/03/90G 3.2SN OR BX | 1942040000 | C.84 |
| SC 3.81/04/135F 3.2SN BK BX | 1977060000 | C.89 |
| SC 3.81/04/135F 3.2SN OR BX | 1976760000 | C.89 |
| SC 3.81/04/135G 3.2SN BK BX | 1976420000 | C.88 |
| SC 3.81/04/135G 3.2SN OR BX | 1975800000 | C.88 |
| SC 3.81/04/180F 3.2SN BK BX | 1793720000 | C.87 |
| SC 3.81/04/180F 3.2SN OR BX | 1943200000 | C.87 |
| SC 3.81/04/180G 3.2SN BK BX | 1793540000 | C.86 |
| SC 3.81/04/180G 3.2SN OR BX | 1942860000 | C.86 |
| SC 3.81/04/270F 3.2SN BK BX | 1038430000 | C.91 |
| SC 3.81/04/270F 3.2SN OR BX | 1038060000 | C.91 |
| SC 3.81/04/270G 3.2SN BK BX | 1037890000 | C.90 |
| SC 3.81/04/270G 3.2SN OR BX | 1037520000 | C.90 |
| SC 3.81/04/90F 3.2SN BK BX | 1793350000 | C.85 |
| SC 3.81/04/90F 3.2SN OR BX | 1942470000 | C.85 |
| SC 3.81/04/90G 3.2SN BK BX | 1793150000 | C.84 |
| SC 3.81/04/90G 3.2SN OR BX | 1942070000 | C.84 |
| SC 3.81/05/135F 3.2SN BK BX | 1977070000 | C.89 |
| SC 3.81/05/135F 3.2SN OR BX | 1976770000 | C.89 |
| SC 3.81/05/135G 3.2SN BK BX | 1976450000 | C.88 |
| SC 3.81/05/135G 3.2SN OR BX | 1975810000 | C.88 |
| SC 3.81/05/180F 3.2SN BK BX | 1793730000 | C.87 |
| SC 3.81/05/180F 3.2SN OR BX | 1943210000 | C.87 |
| SC 3.81/05/180G 3.2SN BK BX | 1793550000 | C.86 |
| SC 3.81/05/180G 3.2SN OR BX | 1942870000 | C.86 |
| SC 3.81/05/270F 3.2SN BK BX | 1038440000 | C.91 |
| SC 3.81/05/270F 3.2SN OR BX | 1038070000 | C.91 |
| SC 3.81/05/270G 3.2SN BK BX | 1037910000 | C.90 |
| SC 3.81/05/270G 3.2SN OR BX | 1037530000 | C.90 |
| SC 3.81/05/90F 3.2SN BK BX | 1793360000 | C.85 |
| SC 3.81/05/90F 3.2SN OR BX | 1942480000 | C.85 |
| SC 3.81/05/90G 3.2SN BK BX | 1793160000 | C.84 |
| SC 3.81/05/90G 3.2SN OR BX | 1942090000 | C.84 |
| SC 3.81/06/135F 3.2SN BK BX | 1977080000 | C.89 |
| SC 3.81/06/135F 3.2SN OR BX | 1976780000 | C.89 |
| SC 3.81/06/135G 3.2SN BK BX | 1976460000 | C.88 |
| SC 3.81/06/135G 3.2SN OR BX | 1975880000 | C.88 |
| SC 3.81/06/180F 3.2SN BK BX | 1793740000 | C.87 |
| SC 3.81/06/180F 3.2SN OR BX | 1943220000 | C.87 |
| SC 3.81/06/180G 3.2SN BK BX | 1793560000 | C.86 |
| SC 3.81/06/180G 3.2SN OR BX | 1942880000 | C.86 |
| SC 3.81/06/270F 3.2SN BK BX | 1038450000 | C.91 |
| SC 3.81/06/270F 3.2SN OR BX | 1038080000 | C.91 |
| SC 3.81/06/270G 3.2SN BK BX | 1037920000 | C.90 |
| SC 3.81/06/270G 3.2SN OR BX | 1037540000 | C.90 |
| SC 3.81/06/90F 3.2SN BK BX | 1793370000 | C.85 |
| SC 3.81/06/90F 3.2SN OR BX | 1942490000 | C.85 |
| SC 3.81/06/90G 3.2SN BK BX | 1793170000 | C.84 |
| SC 3.81/06/90G 3.2SN OR BX | 1942100000 | C.84 |
| SC 3.81/07/135F 3.2SN BK BX | 1977090000 | C.89 |
| SC 3.81/07/135F 3.2SN OR BX | 1976790000 | C.89 |
| SC 3.81/07/135G 3.2SN BK BX | 1976510000 | C.88 |
| SC 3.81/07/135G 3.2SN OR BX | 1975900000 | C.88 |
| SC 3.81/07/180F 3.2SN BK BX | 1837010000 | C.87 |
| SC 3.81/07/180F 3.2SN OR BX | 1943230000 | C.87 |
| SC 3.81/07/180G 3.2SN BK BX | 1871490000 | C.86 |
| SC 3.81/07/180G 3.2SN OR BX | 1942890000 | C.86 |
| SC 3.81/07/270F 3.2SN BK BX | 1038460000 | C.91 |
| SC 3.81/07/270F 3.2SN OR BX | 1038090000 | C.91 |
| SC 3.81/07/270G 3.2SN BK BX | 1037930000 | C.90 |
| SC 3.81/07/270G 3.2SN OR BX | 1037550000 | C.90 |
| SC 3.81/07/90F 3.2SN BK BX | 1942740000 | C.85 |
| SC 3.81/07/90F 3.2SN OR BX | 1942500000 | C.85 |
| SC 3.81/07/90G 3.2SN BK BX | 1942350000 | C.84 |
| SC 3.81/07/90G 3.2SN OR BX | 1942120000 | C.84 |
| SC 3.81/08/135F 3.2SN BK BX | 1977100000 | C.89 |
| SC 3.81/08/135F 3.2SN OR BX | 1976800000 | C.89 |
| SC 3.81/08/135G 3.2SN BK BX | 1976540000 | C.88 |
| SC 3.81/08/135G 3.2SN OR BX | 1975920000 | C.88 |
| SC 3.81/08/180F 3.2SN BK BX | 1793750000 | C.87 |
| SC 3.81/08/180F 3.2SN OR BX | 1943240000 | C.87 |
| SC 3.81/08/180G 3.2SN BK BX | 1793570000 | C.86 |
| SC 3.81/08/180G 3.2SN OR BX | 1942900000 | C.86 |
| SC 3.81/08/270F 3.2SN BK BX | 1038470000 | C.91 |
| SC 3.81/08/270F 3.2SN OR BX | 1038110000 | C.91 |
| SC 3.81/08/270G 3.2AU BK BX | 1921620000 | C.90 |
| SC 3.81/08/270G 3.2SN BK BX | 1037940000 | C.90 |
| SC 3.81/08/270G 3.2SN OR BX | 1037560000 | C.90 |
| SC 3.81/08/90F 3.2SN BK BX | 1793380000 | C.85 |
| SC 3.81/08/90F 3.2SN OR BX | 1942510000 | C.85 |
| SC 3.81/08/90G 3.2SN BK BX | 1793180000 | C.84 |
| SC 3.81/08/90G 3.2SN OR BX | 1942130000 | C.84 |
| SC 3.81/09/135F 3.2SN BK BX | 1977110000 | C.89 |
| SC 3.81/09/135F 3.2SN OR BX | 1976810000 | C.89 |
| SC 3.81/09/135G 3.2SN BK BX | 1976560000 | C.88 |
| SC 3.81/09/135G 3.2SN OR BX | 1975930000 | C.88 |
| SC 3.81/09/180F 3.2SN BK BX | 1943470000 | C.87 |
| SC 3.81/09/180F 3.2SN OR BX | 1943250000 | C.87 |
| SC 3.81/09/180G 3.2SN BK BX | 1871470000 | C.86 |
| SC 3.81/09/180G 3.2SN OR BX | 1942910000 | C.86 |
| SC 3.81/09/270F 3.2SN BK BX | 1038480000 | C.91 |
| SC 3.81/09/270F 3.2SN OR BX | 1038130000 | C.91 |
| SC 3.81/09/270G 3.2SN BK BX | 1037950000 | C.90 |
| SC 3.81/09/270G 3.2SN OR BX | 1037570000 | C.90 |
| SC 3.81/09/90F 3.2SN BK BX | 1942750000 | C.85 |
| SC 3.81/09/90F 3.2SN OR BX | 1942520000 | C.85 |
| SC 3.81/09/90G 3.2SN BK BX | 1942360000 | C.84 |
| SC 3.81/09/90G 3.2SN OR BX | 1942140000 | C.84 |
| SC 3.81/10/135F 3.2SN BK BX | 1977120000 | C.89 |
| SC 3.81/10/135F 3.2SN OR BX | 1976820000 | C.89 |
| SC 3.81/10/135G 3.2SN BK BX | 1976600000 | C.88 |
| SC 3.81/10/135G 3.2SN OR BX | 1975940000 | C.88 |
| SC 3.81/10/180F 3.2SN BK BX | 1793760000 | C.87 |
| SC 3.81/10/180F 3.2SN OR BX | 1943260000 | C.87 |
| SC 3.81/10/180G 3.2SN BK BX | 1793580000 | C.86 |
| SC 3.81/10/180G 3.2SN OR BX | 1942920000 | C.86 |
| SC 3.81/10/270F 3.2SN BK BX | 1038490000 | C.91 |
| SC 3.81/10/270F 3.2SN OR BX | 1038140000 | C.91 |
| SC 3.81/10/270G 3.2SN BK BX | 1037960000 | C.90 |
| SC 3.81/10/270G 3.2SN OR BX | 1037580000 | C.90 |
| SC 3.81/10/90F 3.2SN BK BX | 1793390000 | C.85 |
| SC 3.81/10/90F 3.2SN OR BX | 1942530000 | C.85 |
| SC 3.81/10/90G 3.2SN BK BX | 1793190000 | C.84 |
| SC 3.81/10/90G 3.2SN OR BX | 1942150000 | C.84 |
| SC 3.81/11/135F 3.2SN BK BX | 1977130000 | C.89 |
| SC 3.81/11/135F 3.2SN OR BX | 1976830000 | C.89 |
| SC 3.81/11/135G 3.2SN BK BX | 1976630000 | C.88 |
| SC 3.81/11/135G 3.2SN OR BX | 1975950000 | C.88 |
| SC 3.81/11/180F 3.2SN BK BX | 1943480000 | C.87 |
| SC 3.81/11/180F 3.2SN OR BX | 1943270000 | C.87 |
| SC 3.81/11/180G 3.2SN BK BX | 1943100000 | C.86 |
| SC 3.81/11/180G 3.2SN OR BX | 1942930000 | C.86 |
| SC 3.81/11/270F 3.2SN BK BX | 1038510000 | C.91 |
| SC 3.81/11/270F 3.2SN OR BX | 1038150000 | C.91 |
| SC 3.81/11/270G 3.2SN BK BX | 1037970000 | C.90 |
| SC 3.81/11/270G 3.2SN OR BX | 1037590000 | C.90 |
| SC 3.81/11/90F 3.2SN BK BX | 1942760000 | C.85 |
| SC 3.81/11/90F 3.2SN OR BX | 1942540000 | C.85 |
| SC 3.81/11/90G 3.2SN BK BX | 1942370000 | C.84 |
| SC 3.81/11/90G 3.2SN OR BX | 1942160000 | C.84 |
| SC 3.81/12/135F 3.2SN BK BX | 1977140000 | C.89 |
| SC 3.81/12/135F 3.2SN OR BX | 1976840000 | C.89 |
| SC 3.81/12/135G 3.2SN BK BX | 1976660000 | C.88 |
| SC 3.81/12/135G 3.2SN OR BX | 1975960000 | C.88 |
| SC 3.81/12/180F 3.2SN BK BX | 1793770000 | C.87 |
| SC 3.81/12/180F 3.2SN OR BX | 1943280000 | C.87 |
| SC 3.81/12/180G 3.2SN BK BX | 1793590000 | C.86 |
| SC 3.81/12/180G 3.2SN OR BX | 1942940000 | C.86 |
| SC 3.81/12/270F 3.2SN BK BX | 1038520000 | C.91 |
| SC 3.81/12/270F 3.2SN OR BX | 1038160000 | C.91 |
| SC 3.81/12/270G 3.2SN BK BX | 1037980000 | C.90 |
| SC 3.81/12/270G 3.2SN OR BX | 1037610000 | C.90 |
| SC 3.81/12/90F 3.2SN BK BX | 1793400000 | C.85 |
| SC 3.81/12/90F 3.2SN OR BX | 1942550000 | C.85 |
| SC 3.81/12/90G 3.2SN BK BX | 1793200000 | C.84 |
| SC 3.81/12/90G 3.2SN OR BX | 1942170000 | C.84 |
| SC 3.81/13/135F 3.2SN BK BX | 1977150000 | C.89 |
| SC 3.81/13/135F 3.2SN OR BX | 1976850000 | C.89 |
| SC 3.81/13/135G 3.2SN BK BX | 1976700000 | C.88 |
| SC 3.81/13/135G 3.2SN OR BX | 1975970000 | C.88 |
| SC 3.81/13/180F 3.2SN BK BX | 1943490000 | C.87 |
| SC 3.81/13/180F 3.2SN OR BX | 1943290000 | C.87 |
| SC 3.81/13/180G 3.2SN BK BX | 1943110000 | C.86 |
| SC 3.81/13/180G 3.2SN OR BX | 1942950000 | C.86 |
| SC 3.81/13/270F 3.2SN BK BX | 1038530000 | C.91 |
| SC 3.81/13/270F 3.2SN OR BX | 1038170000 | C.91 |
| SC 3.81/13/270G 3.2SN BK BX | 1037990000 | C.90 |
| SC 3.81/13/270G 3.2SN OR BX | 1037620000 | C.90 |
| SC 3.81/13/90F 3.2SN BK BX | 1942770000 | C.85 |
| SC 3.81/13/90F 3.2SN OR BX | 1942560000 | C.85 |
| SC 3.81/13/90G 3.2SN BK BX | 1942380000 | C.84 |
| SC 3.81/13/90G 3.2SN OR BX | 1942180000 | C.84 |
| SC 3.81/14/135F 3.2SN BK BX | 1977160000 | C.89 |
| SC 3.81/14/135F 3.2SN OR BX | 1976860000 | C.89 |
| SC 3.81/14/135G 3.2SN BK BX | 1976710000 | C.88 |
| SC 3.81/14/135G 3.2SN OR BX | 1975980000 | C.88 |
| SC 3.81/14/180F 3.2SN BK BX | 1943500000 | C.87 |
| SC 3.81/14/180F 3.2SN OR BX | 1943300000 | C.87 |
| SC 3.81/14/180G 3.2SN BK BX | 1943120000 | C.86 |
| SC 3.81/14/180G 3.2SN OR BX | 1942960000 | C.86 |
| SC 3.81/14/270F 3.2SN BK BX | 1038540000 | C.91 |
| SC 3.81/14/270F 3.2SN OR BX | 1038180000 | C.91 |
| SC 3.81/14/270G 3.2SN BK BX | 1038010000 | C.90 |
| SC 3.81/14/270G 3.2SN OR BX | 1037630000 | C.90 |
| SC 3.81/14/90F 3.2SN BK BX | 1942780000 | C.85 |
| SC 3.81/14/90F 3.2SN OR BX | 1942570000 | C.85 |
| SC 3.81/14/90G 3.2SN BK BX | 1942390000 | C.84 |
| SC 3.81/14/90G 3.2SN OR BX | 1942190000 | C.84 |
| SC 3.81/15/135F 3.2SN BK BX | 1977170000 | C.89 |
| SC 3.81/15/135F 3.2SN OR BX | 1976870000 | C.89 |
| SC 3.81/15/135G 3.2SN BK BX | 1976720000 | C.88 |
| SC 3.81/15/135G 3.2SN OR BX | 1975990000 | C.88 |
| SC 3.81/15/180F 3.2SN BK BX | 1943510000 | C.87 |
| SC 3.81/15/180F 3.2SN OR BX | 1943310000 | C.87 |
| SC 3.81/15/180G 3.2SN BK BX | 1943130000 | C.86 |
| SC 3.81/15/180G 3.2SN OR BX | 1942970000 | C.86 |
| SC 3.81/15/270F 3.2SN BK BX | 1038550000 | C.91 |
| SC 3.81/15/270F 3.2SN OR BX | 1038190000 | C.91 |
| SC 3.81/15/270G 3.2SN BK BX | 1038020000 | C.90 |
| SC 3.81/15/270G 3.2SN OR BX | 1037640000 | C.90 |
| SC 3.81/15/90F 3.2SN BK BX | 1942790000 | C.85 |
| SC 3.81/15/90F 3.2SN OR BX | 1942580000 | C.85 |
| SC 3.81/15/90G 3.2SN BK BX | 1942400000 | C.84 |
| SC 3.81/15/90G 3.2SN OR BX | 1942200000 | C.84 |
| SC 3.81/16/135F 3.2SN BK BX | 1977180000 | C.89 |
| SC 3.81/16/135F 3.2SN OR BX | 1976880000 | C.89 |
| SC 3.81/16/135G 3.2SN BK BX | 1976730000 | C.88 |
| SC 3.81/16/135G 3.2SN OR BX | 1976000000 | C.88 |
| SC 3.81/16/180F 3.2SN BK BX | 1793780000 | C.87 |
| SC 3.81/16/180F 3.2SN OR BX | 1943320000 | C.87 |
| SC 3.81/16/180G 3.2SN BK BX | 1793600000 | C.86 |
| SC 3.81/16/180G 3.2SN OR BX | 1942980000 | C.86 |
| SC 3.81/16/270F 3.2SN BK BX | 1038560000 | C.91 |





«ЭЛЕКТРО-ПРОФИ» - http://www.ep.ru

| Type | Order No. | Page |
|---|---|---|
| SC 3.81/16/270F 3.2SN OR BX | 1038210000 | C.91 |
| SC 3.81/16/270G 3.2SN OR BX | 1037650000 | C.90 |
| SC 3.81/16/90F 3.2SN BK BX | 1793410000 | C.85 |
| SC 3.81/16/90F 3.2SN OR BX | 1942590000 | C.85 |
| SC 3.81/16/90G 3.2SN BK BX | 1793210000 | C.84 |
| SC 3.81/16/90G 3.2SN OR BX | 1942210000 | C.84 |
| SC 3.81/17/180F 3.2SN BK BX | 1943520000 | C.87 |
| SC 3.81/17/180F 3.2SN OR BX | 1943330000 | C.87 |
| SC 3.81/17/180G 3.2SN BK BX | 1943140000 | C.86 |
| SC 3.81/17/180G 3.2SN OR BX | 1942990000 | C.86 |
| SC 3.81/17/90F 3.2SN BK BX | 1942800000 | C.85 |
| SC 3.81/17/90F 3.2SN OR BX | 1942600000 | C.85 |
| SC 3.81/17/90G 3.2SN BK BX | 1942410000 | C.84 |
| SC 3.81/17/90G 3.2SN OR BX | 1942220000 | C.84 |
| SC 3.81/18/180F 3.2SN BK BX | 1943530000 | C.87 |
| SC 3.81/18/180F 3.2SN OR BX | 1943340000 | C.87 |
| SC 3.81/18/180G 3.2SN BK BX | 1943150000 | C.86 |
| SC 3.81/18/180G 3.2SN OR BX | 1943000000 | C.86 |
| SC 3.81/18/90F 3.2SN BK BX | 1942810000 | C.85 |
| SC 3.81/18/90F 3.2SN OR BX | 1942610000 | C.85 |
| SC 3.81/18/90G 3.2SN BK BX | 1942420000 | C.84 |
| SC 3.81/18/90G 3.2SN OR BX | 1942230000 | C.84 |
| SC 3.81/19/180F 3.2SN BK BX | 1943540000 | C.87 |
| SC 3.81/19/180F 3.2SN OR BX | 1943350000 | C.87 |
| SC 3.81/19/180G 3.2SN BK BX | 1943160000 | C.86 |
| SC 3.81/19/180G 3.2SN OR BX | 1943010000 | C.86 |
| SC 3.81/19/90F 3.2SN BK BX | 1942820000 | C.85 |
| SC 3.81/19/90F 3.2SN OR BX | 1942620000 | C.85 |
| SC 3.81/19/90G 3.2SN BK BX | 1942430000 | C.84 |
| SC 3.81/19/90G 3.2SN OR BX | 1942240000 | C.84 |
| SC 3.81/20/180F 3.2SN BK BX | 1943550000 | C.87 |
| SC 3.81/20/180F 3.2SN OR BX | 1943360000 | C.87 |
| SC 3.81/20/180G 3.2SN BK BX | 1943170000 | C.86 |
| SC 3.81/20/180G 3.2SN OR BX | 1943020000 | C.86 |
| SC 3.81/20/90F 3.2SN BK BX | 1942830000 | C.85 |
| SC 3.81/20/90F 3.2SN OR BX | 1942630000 | C.85 |
| SC 3.81/20/90G 3.2SN BK BX | 1942440000 | C.84 |
| SC 3.81/20/90G 3.2SN OR BX | 1942250000 | C.84 |
| SCD 3.81/04/180F 3.2SN BK BX | 1030780000 | C.95 |
| SCD 3.81/04/180F 3.2SN OR BX | 1030440000 | C.95 |
| SCD 3.81/04/180G 3.2SN BK BX | 1030260000 | C.94 |
| SCD 3.81/04/180G 3.2SN OR BX | 1029920000 | C.94 |
| SCD 3.81/04/90F 3.2SN BK BX | 1973580000 | C.93 |
| SCD 3.81/04/90F 3.2SN OR BX | 1973260000 | C.93 |
| SCD 3.81/04/90G 3.2SN BK BX | 1973100000 | C.92 |
| SCD 3.81/04/90G 3.2SN OR BX | 1972790000 | C.92 |
| SCD 3.81/06/180F 3.2SN BK BX | 1030790000 | C.95 |
| SCD 3.81/06/180F 3.2SN OR BX | 1030450000 | C.95 |
| SCD 3.81/06/180G 3.2SN BK BX | 1030270000 | C.94 |
| SCD 3.81/06/180G 3.2SN OR BX | 1029940000 | C.94 |
| SCD 3.81/06/90F 3.2SN BK BX | 1973590000 | C.93 |
| SCD 3.81/06/90F 3.2SN OR BX | 1973270000 | C.93 |
| SCD 3.81/06/90G 3.2SN BK BX | 1973110000 | C.92 |
| SCD 3.81/06/90G 3.2SN OR BX | 1972800000 | C.92 |
| SCD 3.81/08/180F 3.2SN BK BX | 1030810000 | C.95 |
| SCD 3.81/08/180F 3.2SN OR BX | 1030460000 | C.95 |
| SCD 3.81/08/180G 3.2SN BK BX | 1030280000 | C.94 |
| SCD 3.81/08/180G 3.2SN OR BX | 1029950000 | C.94 |
| SCD 3.81/08/90F 3.2SN BK BX | 1973600000 | C.93 |
| SCD 3.81/08/90F 3.2SN OR BX | 1973280000 | C.93 |
| SCD 3.81/08/90G 3.2SN BK BX | 1973120000 | C.92 |
| SCD 3.81/08/90G 3.2SN OR BX | 1972810000 | C.92 |
| SCD 3.81/10/180F 3.2SN BK BX | 1030820000 | C.95 |
| SCD 3.81/10/180F 3.2SN OR BX | 1030470000 | C.95 |
| SCD 3.81/10/180G 3.2SN BK BX | 1030290000 | C.94 |
| SCD 3.81/10/180G 3.2SN OR BX | 1029960000 | C.94 |
| SCD 3.81/10/90F 3.2SN BK BX | 1973610000 | C.93 |
| SCD 3.81/10/90F 3.2SN OR BX | 1973290000 | C.93 |
| SCD 3.81/10/90G 3.2SN BK BX | 1973130000 | C.92 |
| SCD 3.81/10/90G 3.2SN OR BX | 1972820000 | C.92 |
| SCD 3.81/12/180F 3.2SN BK BX | 1030830000 | C.95 |
| SCD 3.81/12/180F 3.2SN OR BX | 1030480000 | C.95 |
| SCD 3.81/12/180G 3.2SN BK BX | 1030310000 | C.94 |
| SCD 3.81/12/180G 3.2SN OR BX | 1029970000 | C.94 |
| SCD 3.81/12/90F 3.2SN BK BX | 1973620000 | C.93 |
| SCD 3.81/12/90F 3.2SN OR BX | 1973300000 | C.93 |
| SCD 3.81/12/90G 3.2SN BK BX | 1973140000 | C.92 |
| SCD 3.81/12/90G 3.2SN OR BX | 1972830000 | C.92 |
| SCD 3.81/14/180F 3.2SN BK BX | 1030840000 | C.95 |
| SCD 3.81/14/180F 3.2SN OR BX | 1030490000 | C.95 |
| SCD 3.81/14/180G 3.2SN BK BX | 1030320000 | C.94 |
| SCD 3.81/14/180G 3.2SN OR BX | 1029980000 | C.94 |
| SCD 3.81/14/90F 3.2SN BK BX | 1973630000 | C.93 |
| SCD 3.81/14/90F 3.2SN OR BX | 1973310000 | C.93 |
| SCD 3.81/14/90G 3.2SN BK BX | 1973150000 | C.92 |
| SCD 3.81/14/90G 3.2SN OR BX | 1972840000 | C.92 |
| SCD 3.81/16/180F 3.2SN BK BX | 1030850000 | C.95 |
| SCD 3.81/16/180F 3.2SN OR BX | 1030510000 | C.95 |
| SCD 3.81/16/180G 3.2SN BK BX | 1030340000 | C.94 |
| SCD 3.81/16/180G 3.2SN OR BX | 1029990000 | C.94 |
| SCD 3.81/16/90F 3.2SN BK BX | 1973640000 | C.93 |
| SCD 3.81/16/90F 3.2SN OR BX | 1973320000 | C.93 |
| SCD 3.81/16/90G 3.2SN BK BX | 1973160000 | C.92 |
| SCD 3.81/16/90G 3.2SN OR BX | 1972850000 | C.92 |
| SCD 3.81/18/180F 3.2SN BK BX | 1030860000 | C.95 |
| SCD 3.81/18/180F 3.2SN OR BX | 1030520000 | C.95 |
| SCD 3.81/18/180G 3.2SN BK BX | 1030350000 | C.94 |
| SCD 3.81/18/180G 3.2SN OR BX | 1030010000 | C.94 |
| SCD 3.81/18/90F 3.2SN BK BX | 1973650000 | C.93 |
| SCD 3.81/18/90F 3.2SN OR BX | 1973330000 | C.93 |

| Type | Order No. | Page |
|---|---|---|
| SCD 3.81/18/90G 3.2SN BK BX | 1973170000 | C.92 |
| SCD 3.81/18/90G 3.2SN OR BX | 1972860000 | C.92 |
| SCD 3.81/20/180F 3.2SN BK BX | 1030870000 | C.95 |
| SCD 3.81/20/180F 3.2SN OR BX | 1030530000 | C.95 |
| SCD 3.81/20/180G 3.2SN BK BX | 1030360000 | C.94 |
| SCD 3.81/20/180G 3.2SN OR BX | 1030020000 | C.94 |
| SCD 3.81/20/90F 3.2SN BK BX | 1973660000 | C.93 |
| SCD 3.81/20/90F 3.2SN OR BX | 1973340000 | C.93 |
| SCD 3.81/20/90G 3.2SN BK BX | 1973180000 | C.92 |
| SCD 3.81/20/90G 3.2SN OR BX | 1972870000 | C.92 |
| SCD 3.81/22/180F 3.2SN BK BX | 1030880000 | C.95 |
| SCD 3.81/22/180F 3.2SN OR BX | 1030540000 | C.95 |
| SCD 3.81/22/180G 3.2SN BK BX | 1030370000 | C.94 |
| SCD 3.81/22/180G 3.2SN OR BX | 1030030000 | C.94 |
| SCD 3.81/22/90F 3.2SN BK BX | 1973670000 | C.93 |
| SCD 3.81/22/90F 3.2SN OR BX | 1973350000 | C.93 |
| SCD 3.81/22/90G 3.2SN BK BX | 1973200000 | C.92 |
| SCD 3.81/22/90G 3.2SN OR BX | 1972880000 | C.92 |
| SCD 3.81/24/180F 3.2SN BK BX | 1030890000 | C.95 |
| SCD 3.81/24/180F 3.2SN OR BX | 1030550000 | C.95 |
| SCD 3.81/24/180G 3.2SN BK BX | 1030380000 | C.94 |
| SCD 3.81/24/180G 3.2SN OR BX | 1030040000 | C.94 |
| SCD 3.81/24/90F 3.2SN BK BX | 1973680000 | C.93 |
| SCD 3.81/24/90F 3.2SN OR BX | 1973360000 | C.93 |
| SCD 3.81/24/90G 3.2SN BK BX | 1973210000 | C.92 |
| SCD 3.81/24/90G 3.2SN OR BX | 1972890000 | C.92 |
| SCD 3.81/26/180F 3.2SN BK BX | 1030910000 | C.95 |
| SCD 3.81/26/180F 3.2SN OR BX | 1030560000 | C.95 |
| SCD 3.81/26/180G 3.2SN BK BX | 1030390000 | C.94 |
| SCD 3.81/26/180G 3.2SN OR BX | 1030050000 | C.94 |
| SCD 3.81/26/90F 3.2SN BK BX | 1973690000 | C.93 |
| SCD 3.81/26/90F 3.2SN OR BX | 1973370000 | C.93 |
| SCD 3.81/26/90G 3.2SN BK BX | 1973220000 | C.92 |
| SCD 3.81/26/90G 3.2SN OR BX | 1972900000 | C.92 |
| SCD 3.81/28/180F 3.2SN BK BX | 1030920000 | C.95 |
| SCD 3.81/28/180F 3.2SN OR BX | 1030570000 | C.95 |
| SCD 3.81/28/180G 3.2SN BK BX | 1030410000 | C.94 |
| SCD 3.81/28/180G 3.2SN OR BX | 1030060000 | C.94 |
| SCD 3.81/28/90F 3.2SN BK BX | 1973700000 | C.93 |
| SCD 3.81/28/90F 3.2SN OR BX | 1973380000 | C.93 |
| SCD 3.81/28/90G 3.2SN BK BX | 1973230000 | C.92 |
| SCD 3.81/28/90G 3.2SN OR BX | 1972910000 | C.92 |
| SCD 3.81/30/180F 3.2SN BK BX | 1030930000 | C.95 |
| SCD 3.81/30/180F 3.2SN OR BX | 1030580000 | C.95 |
| SCD 3.81/30/180G 3.2SN BK BX | 1030420000 | C.94 |
| SCD 3.81/30/180G 3.2SN OR BX | 1030070000 | C.94 |
| SCD 3.81/30/90F 3.2SN BK BX | 1973710000 | C.93 |
| SCD 3.81/30/90F 3.2SN OR BX | 1973390000 | C.93 |
| SCD 3.81/30/90G 3.2SN BK BX | 1973240000 | C.92 |
| SCD 3.81/30/90G 3.2SN OR BX | 1972920000 | C.92 |
| SCD 3.81/32/180F 3.2SN BK BX | 1030940000 | C.95 |
| SCD 3.81/32/180F 3.2SN OR BX | 1030590000 | C.95 |
| SCD 3.81/32/180G 3.2SN BK BX | 1030430000 | C.94 |
| SCD 3.81/32/180G 3.2SN OR BX | 1030080000 | C.94 |
| SCD 3.81/32/90F 3.2SN BK BX | 1973720000 | C.93 |
| SCD 3.81/32/90F 3.2SN OR BX | 1973400000 | C.93 |
| SCD 3.81/32/90G 3.2SN BK BX | 1973250000 | C.92 |
| SCD 3.81/32/90G 3.2SN OR BX | 1972930000 | C.92 |
| SCDN 3.81/04/90F 3.2 SN OR BX | 1040960000 | C.97 |
| SCDN 3.81/04/90F 3.2SN BK BX | 1041290000 | C.97 |
| SCDN 3.81/04/90G 3.2SN BK BX | 1040790000 | C.96 |
| SCDN 3.81/04/90G 3.2SN OR BX | 1040410000 | C.96 |
| SCDN 3.81/06/90F 3.2SN BK BX | 1041310000 | C.97 |
| SCDN 3.81/06/90F 3.2SN OR BX | 1040970000 | C.97 |
| SCDN 3.81/06/90G 3.2SN BK BX | 1040810000 | C.96 |
| SCDN 3.81/06/90G 3.2SN OR BX | 1040420000 | C.96 |
| SCDN 3.81/08/90F 3.2SN BK BX | 1041320000 | C.97 |
| SCDN 3.81/08/90F 3.2SN OR BX | 1040980000 | C.97 |
| SCDN 3.81/08/90G 3.2SN BK BX | 1040820000 | C.96 |
| SCDN 3.81/08/90G 3.2SN OR BX | 1040430000 | C.96 |
| SCDN 3.81/10/90F 3.2SN BK BX | 1041330000 | C.97 |
| SCDN 3.81/10/90F 3.2SN OR BX | 1040990000 | C.97 |
| SCDN 3.81/10/90G 3.2SN BK BX | 1040830000 | C.96 |
| SCDN 3.81/10/90G 3.2SN OR BX | 1040440000 | C.96 |
| SCDN 3.81/12/90F 3.2SN BK BX | 1041340000 | C.97 |
| SCDN 3.81/12/90F 3.2SN OR BX | 1041000000 | C.97 |
| SCDN 3.81/12/90G 3.2SN BK BX | 1040840000 | C.96 |
| SCDN 3.81/12/90G 3.2SN OR BX | 1040450000 | C.96 |
| SCDN 3.81/14/90F 3.2SN BK BX | 1041350000 | C.97 |
| SCDN 3.81/14/90F 3.2SN OR BX | 1041010000 | C.97 |
| SCDN 3.81/14/90G 3.2SN BK BX | 1040850000 | C.96 |
| SCDN 3.81/14/90G 3.2SN OR BX | 1040460000 | C.96 |
| SCDN 3.81/16/90F 3.2SN BK BX | 1041360000 | C.97 |
| SCDN 3.81/16/90F 3.2SN OR BX | 1041020000 | C.97 |
| SCDN 3.81/16/90G 3.2SN BK BX | 1040860000 | C.96 |
| SCDN 3.81/16/90G 3.2SN OR BX | 1040470000 | C.96 |
| SCDN 3.81/18/90F 3.2SN BK BX | 1041370000 | C.97 |
| SCDN 3.81/18/90F 3.2SN OR BX | 1041030000 | C.97 |
| SCDN 3.81/18/90G 3.2SN BK BX | 1040870000 | C.96 |
| SCDN 3.81/18/90G 3.2SN OR BX | 1040490000 | C.96 |
| SCDN 3.81/20/90F 3.2SN BK BX | 1041380000 | C.97 |
| SCDN 3.81/20/90F 3.2SN OR BX | 1041040000 | C.97 |
| SCDN 3.81/20/90G 3.2SN BK BX | 1040890000 | C.96 |
| SCDN 3.81/20/90G 3.2SN OR BX | 1040510000 | C.96 |
| SCDN 3.81/22/90F 3.2SN BK BX | 1041390000 | C.97 |
| SCDN 3.81/22/90F 3.2SN OR BX | 1041050000 | C.97 |
| SCDN 3.81/22/90G 3.2SN BK BX | 1040900000 | C.96 |
| SCDN 3.81/22/90G 3.2SN OR BX | 1040520000 | C.96 |
| SCDN 3.81/24/90F 3.2SN BK BX | 1041430000 | C.97 |
| SCDN 3.81/24/90F 3.2SN OR BX | 1041060000 | C.97 |

| Type | Order No. | Page |
|---|---|---|
| SCDN 3.81/24/90G 3.2SN BK BX | 1040910000 | C.96 |
| SCDN 3.81/24/90G 3.2SN OR BX | 1040530000 | C.96 |
| SCDN 3.81/26/90F 3.2SN BK BX | 1041450000 | C.97 |
| SCDN 3.81/26/90F 3.2SN OR BX | 1041070000 | C.97 |
| SCDN 3.81/26/90G 3.2SN BK BX | 1040920000 | C.96 |
| SCDN 3.81/26/90G 3.2SN OR BX | 1040540000 | C.96 |
| SCDN 3.81/28/90F 3.2SN BK BX | 1041460000 | C.97 |
| SCDN 3.81/28/90F 3.2SN OR BX | 1041080000 | C.97 |
| SCDN 3.81/28/90G 3.2SN BK BX | 1040930000 | C.96 |
| SCDN 3.81/28/90G 3.2SN OR BX | 1040550000 | C.96 |
| SCDN 3.81/30/90F 3.2SN BK BX | 1041470000 | C.97 |
| SCDN 3.81/30/90F 3.2SN OR BX | 1041090000 | C.97 |
| SCDN 3.81/30/90G 3.2SN BK BX | 1040940000 | C.96 |
| SCDN 3.81/30/90G 3.2SN OR BX | 1040560000 | C.96 |
| SCDN 3.81/32/90F 3.2SN BK BX | 1041480000 | C.97 |
| SCDN 3.81/32/90F 3.2SN OR BX | 1041110000 | C.97 |
| SCDN 3.81/32/90G 3.2SN BK BX | 1040950000 | C.96 |
| SCDN 3.81/32/90G 3.2SN OR BX | 1040570000 | C.96 |
| SCDN-THR 3.81/04/90F 1.5SN BK BX | 1040070000 | C.79 |
| SCDN-THR 3.81/04/90F 3.2SN BK BX | 1039440000 | C.79 |
| SCDN-THR 3.81/04/90G 1.5SN BK BX | 1039270000 | C.78 |
| SCDN-THR 3.81/04/90G 3.2SN BK BX | 1038950000 | C.78 |
| SCDN-THR 3.81/06/90F 1.5SN BK BX | 1040090000 | C.79 |
| SCDN-THR 3.81/06/90F 3.2SN BK BX | 1039450000 | C.79 |
| SCDN-THR 3.81/06/90G 1.5SN BK BX | 1039280000 | C.78 |
| SCDN-THR 3.81/06/90G 3.2SN BK BX | 1038960000 | C.78 |
| SCDN-THR 3.81/08/90F 1.5SN BK BX | 1040140000 | C.79 |
| SCDN-THR 3.81/08/90F 3.2SN BK BX | 1039460000 | C.79 |
| SCDN-THR 3.81/08/90G 1.5SN BK BX | 1039290000 | C.78 |
| SCDN-THR 3.81/08/90G 3.2SN BK BX | 1038970000 | C.78 |
| SCDN-THR 3.81/10/90F 1.5SN BK BX | 1040150000 | C.79 |
| SCDN-THR 3.81/10/90F 3.2SN BK BX | 1039520000 | C.79 |
| SCDN-THR 3.81/10/90G 1.5SN BK BX | 1039300000 | C.78 |
| SCDN-THR 3.81/10/90G 3.2SN BK BX | 1038980000 | C.78 |
| SCDN-THR 3.81/12/90F 1.5SN BK BX | 1040170000 | C.79 |
| SCDN-THR 3.81/12/90F 3.2SN BK BX | 1039530000 | C.79 |
| SCDN-THR 3.81/12/90G 1.5SN BK BX | 1039310000 | C.78 |
| SCDN-THR 3.81/12/90G 3.2SN BK BX | 1038990000 | C.78 |
| SCDN-THR 3.81/14/90F 1.5SN BK BX | 1040190000 | C.79 |
| SCDN-THR 3.81/14/90F 3.2SN BK BX | 1039540000 | C.79 |
| SCDN-THR 3.81/14/90G 1.5SN BK BX | 1039320000 | C.78 |
| SCDN-THR 3.81/14/90G 3.2SN BK BX | 1039010000 | C.78 |
| SCDN-THR 3.81/16/90F 1.5SN BK BX | 1040230000 | C.79 |
| SCDN-THR 3.81/16/90F 3.2SN BK BX | 1039550000 | C.79 |
| SCDN-THR 3.81/16/90G 1.5SN BK BX | 1039330000 | C.78 |
| SCDN-THR 3.81/16/90G 3.2SN BK BX | 1039020000 | C.78 |
| SCDN-THR 3.81/18/90F 1.5SN BK BX | 1040250000 | C.79 |
| SCDN-THR 3.81/18/90F 3.2SN BK BX | 1039560000 | C.79 |
| SCDN-THR 3.81/18/90G 1.5SN BK BX | 1039340000 | C.78 |
| SCDN-THR 3.81/18/90G 3.2SN BK BX | 1039030000 | C.78 |
| SCDN-THR 3.81/20/90F 1.5SN BK BX | 1040260000 | C.79 |
| SCDN-THR 3.81/20/90F 3.2SN BK BX | 1039570000 | C.79 |
| SCDN-THR 3.81/20/90G 1.5SN BK BX | 1039350000 | C.78 |
| SCDN-THR 3.81/20/90G 3.2SN BK BX | 1039040000 | C.78 |
| SCDN-THR 3.81/22/90F 1.5SN BK BX | 1040270000 | C.79 |
| SCDN-THR 3.81/22/90F 3.2SN BK BX | 1039580000 | C.79 |
| SCDN-THR 3.81/22/90G 1.5SN BK BX | 1039370000 | C.78 |
| SCDN-THR 3.81/22/90G 3.2SN BK BX | 1039050000 | C.78 |
| SCDN-THR 3.81/24/90F 1.5SN BK BX | 1040280000 | C.79 |
| SCDN-THR 3.81/24/90F 3.2SN BK BX | 1039590000 | C.79 |
| SCDN-THR 3.81/24/90G 1.5SN BK BX | 1039380000 | C.78 |
| SCDN-THR 3.81/24/90G 3.2SN BK BX | 1039060000 | C.78 |
| SCDN-THR 3.81/26/90F 1.5SN BK BX | 1040290000 | C.79 |
| SCDN-THR 3.81/26/90F 3.2SN BK BX | 1039610000 | C.79 |
| SCDN-THR 3.81/26/90G 1.5SN BK BX | 1039390000 | C.78 |
| SCDN-THR 3.81/26/90G 3.2SN BK BX | 1039070000 | C.78 |
| SCDN-THR 3.81/28/90F 1.5SN BK BX | 1040300000 | C.79 |
| SCDN-THR 3.81/28/90F 3.2SN BK BX | 1039720000 | C.79 |
| SCDN-THR 3.81/28/90G 1.5SN BK BX | 1039410000 | C.78 |
| SCDN-THR 3.81/28/90G 3.2SN BK BX | 1039080000 | C.78 |
| SCDN-THR 3.81/30/90F 1.5SN BK BX | 1040380000 | C.79 |
| SCDN-THR 3.81/30/90F 3.2SN BK BX | 1039730000 | C.79 |
| SCDN-THR 3.81/30/90G 1.5SN BK BX | 1039420000 | C.78 |
| SCDN-THR 3.81/30/90G 3.2SN BK BX | 1039090000 | C.78 |
| SCDN-THR 3.81/32/90F 1.5SN BK BX | 1040390000 | C.79 |
| SCDN-THR 3.81/32/90F 3.2SN BK BX | 1039740000 | C.79 |
| SCDN-THR 3.81/32/90G 1.5SN BK BX | 1039430000 | C.78 |
| SCDN-THR 3.81/32/90G 3.2SN BK BX | 1039100000 | C.78 |
| SCD-THR 3.81/04/180F 1.5SN BK BX | 1031860000 | C.77 |
| SCD-THR 3.81/04/180F 3.2SN BK BX | 1031460000 | C.77 |
| SCD-THR 3.81/04/180G 1.5SN BK BX | 1031290000 | C.76 |
| SCD-THR 3.81/04/180G 3.2SN BK BX | 1030950000 | C.76 |
| SCD-THR 3.81/04/90F 1.5SN BK BX | 1974830000 | C.75 |
| SCD-THR 3.81/04/90F 3.2SN BK BX | 1974180000 | C.75 |
| SCD-THR 3.81/04/90G 1.5SN BK BX | 1974030000 | C.74 |
| SCD-THR 3.81/04/90G 3.2SN BK BX | 1973730000 | C.74 |
| SCD-THR 3.81/06/180F 1.5SN BK BX | 1031870000 | C.77 |
| SCD-THR 3.81/06/180F 3.2SN BK BX | 1031470000 | C.77 |
| SCD-THR 3.81/06/180G 1.5SN BK BX | 1031310000 | C.76 |
| SCD-THR 3.81/06/180G 3.2SN BK BX | 1030960000 | C.76 |
| SCD-THR 3.81/06/90F 1.5SN BK BX | 1974870000 | C.75 |
| SCD-THR 3.81/06/90F 3.2SN BK BX | 1974190000 | C.75 |
| SCD-THR 3.81/06/90G 1.5SN BK BX | 1974040000 | C.74 |
| SCD-THR 3.81/06/90G 3.2SN BK BX | 1973740000 | C.74 |
| SCD-THR 3.81/08/180F 1.5SN BK BX | 1031890000 | C.77 |
| SCD-THR 3.81/08/180F 3.2SN BK BX | 1031490000 | C.77 |
| SCD-THR 3.81/08/180G 1.5SN BK BX | 1031320000 | C.76 |
| SCD-THR 3.81/08/180G 3.2SN BK BX | 1030970000 | C.76 |
| SCD-THR 3.81/08/90F 1.5SN BK BX | 1974900000 | C.75 |
| SCD-THR 3.81/08/90F 3.2SN BK BX | 1974200000 | C.75 |





«ЭЛЕКТРО-ПРОФИ» - http://www.ep.ru

| Type | Order No. | Page |
|---|---|---|
| SCD-THR 3.81/08/90G 1.5SN BK BX | 1974050000 | C.74 |
| SCD-THR 3.81/08/90G 3.2SN BK BX | 1973750000 | C.74 |
| SCD-THR 3.81/10/180F 1.5SN BK BX | 1031910000 | C.77 |
| SCD-THR 3.81/10/180F 3.2SN BK BX | 1031510000 | C.77 |
| SCD-THR 3.81/10/180G 1.5SN BK BX | 1031330000 | C.76 |
| SCD-THR 3.81/10/180G 3.2SN BK BX | 1030980000 | C.76 |
| SCD-THR 3.81/10/90F 1.5SN BK BX | 1974920000 | C.75 |
| SCD-THR 3.81/10/90F 3.2SN BK BX | 1974210000 | C.75 |
| SCD-THR 3.81/10/90G 1.5SN BK BX | 1974060000 | C.74 |
| SCD-THR 3.81/10/90G 3.2SN BK BX | 1973760000 | C.74 |
| SCD-THR 3.81/12/180F 1.5SN BK BX | 1031920000 | C.77 |
| SCD-THR 3.81/12/180F 3.2SN BK BX | 1031520000 | C.77 |
| SCD-THR 3.81/12/180G 1.5SN BK BX | 1031340000 | C.76 |
| SCD-THR 3.81/12/180G 3.2SN BK BX | 1030990000 | C.76 |
| SCD-THR 3.81/12/90F 1.5SN BK BX | 1974950000 | C.75 |
| SCD-THR 3.81/12/90F 3.2SN BK BX | 1974220000 | C.75 |
| SCD-THR 3.81/12/90G 1.5SN BK BX | 1974070000 | C.74 |
| SCD-THR 3.81/12/90G 3.2SN BK BX | 1973770000 | C.74 |
| SCD-THR 3.81/14/180F 1.5SN BK BX | 1031930000 | C.77 |
| SCD-THR 3.81/14/180F 3.2SN BK BX | 1031530000 | C.77 |
| SCD-THR 3.81/14/180G 1.5SN BK BX | 1031350000 | C.76 |
| SCD-THR 3.81/14/180G 3.2SN BK BX | 1031010000 | C.76 |
| SCD-THR 3.81/14/90F 1.5SN BK BX | 1974980000 | C.75 |
| SCD-THR 3.81/14/90F 3.2SN BK BX | 1974230000 | C.75 |
| SCD-THR 3.81/14/90G 1.5SN BK BX | 1974080000 | C.74 |
| SCD-THR 3.81/14/90G 3.2SN BK BX | 1973780000 | C.74 |
| SCD-THR 3.81/16/180F 1.5SN BK BX | 1031940000 | C.77 |
| SCD-THR 3.81/16/180F 3.2SN BK BX | 1031540000 | C.77 |
| SCD-THR 3.81/16/180G 1.5SN BK BX | 1031360000 | C.76 |
| SCD-THR 3.81/16/180G 3.2SN BK BX | 1031020000 | C.76 |
| SCD-THR 3.81/16/90F 1.5SN BK BX | 1974990000 | C.75 |
| SCD-THR 3.81/16/90F 3.2SN BK BX | 1974240000 | C.75 |
| SCD-THR 3.81/16/90G 1.5SN BK BX | 1974090000 | C.74 |
| SCD-THR 3.81/16/90G 3.2SN BK BX | 1973790000 | C.74 |
| SCD-THR 3.81/18/180F 1.5SN BK BX | 1031950000 | C.77 |
| SCD-THR 3.81/18/180F 3.2SN BK BX | 1031560000 | C.77 |
| SCD-THR 3.81/18/180G 1.5SN BK BX | 1031370000 | C.76 |
| SCD-THR 3.81/18/180G 3.2SN BK BX | 1031030000 | C.76 |
| SCD-THR 3.81/18/90F 1.5SN BK BX | 1975010000 | C.75 |
| SCD-THR 3.81/18/90F 3.2SN BK BX | 1974250000 | C.75 |
| SCD-THR 3.81/18/90G 1.5SN BK BX | 1974100000 | C.74 |
| SCD-THR 3.81/18/90G 3.2SN BK BX | 1973800000 | C.74 |
| SCD-THR 3.81/20/180F 1.5SN BK BX | 1031960000 | C.77 |
| SCD-THR 3.81/20/180F 3.2SN BK BX | 1031570000 | C.77 |
| SCD-THR 3.81/20/180G 1.5SN BK BX | 1031380000 | C.76 |
| SCD-THR 3.81/20/180G 3.2SN BK BX | 1031040000 | C.76 |
| SCD-THR 3.81/20/90F 1.5SN BK BX | 1975040000 | C.75 |
| SCD-THR 3.81/20/90F 3.2SN BK BX | 1974290000 | C.75 |
| SCD-THR 3.81/20/90G 1.5SN BK BX | 1974110000 | C.74 |
| SCD-THR 3.81/20/90G 3.2SN BK BX | 1973810000 | C.74 |
| SCD-THR 3.81/22/180F 1.5SN BK BX | 1031970000 | C.77 |
| SCD-THR 3.81/22/180F 3.2SN BK BX | 1031590000 | C.77 |
| SCD-THR 3.81/22/180G 1.5SN BK BX | 1031390000 | C.76 |
| SCD-THR 3.81/22/180G 3.2SN BK BX | 1031050000 | C.76 |
| SCD-THR 3.81/22/90F 1.5SN BK BX | 1975090000 | C.75 |
| SCD-THR 3.81/22/90F 3.2SN BK BX | 1974310000 | C.75 |
| SCD-THR 3.81/22/90G 1.5SN BK BX | 1974120000 | C.74 |
| SCD-THR 3.81/22/90G 3.2SN BK BX | 1973820000 | C.74 |
| SCD-THR 3.81/24/180F 1.5SN BK BX | 1031990000 | C.77 |
| SCD-THR 3.81/24/180F 3.2SN BK BX | 1031610000 | C.77 |
| SCD-THR 3.81/24/180G 1.5SN BK BX | 1031410000 | C.76 |
| SCD-THR 3.81/24/180G 3.2SN BK BX | 1031060000 | C.76 |
| SCD-THR 3.81/24/90F 1.5SN BK BX | 1975110000 | C.75 |
| SCD-THR 3.81/24/90F 3.2SN BK BX | 1974330000 | C.75 |
| SCD-THR 3.81/24/90G 1.5SN BK BX | 1974130000 | C.74 |
| SCD-THR 3.81/24/90G 3.2SN BK BX | 1973830000 | C.74 |
| SCD-THR 3.81/26/180F 1.5SN BK BX | 1032040000 | C.77 |
| SCD-THR 3.81/26/180F 3.2SN BK BX | 1031620000 | C.77 |
| SCD-THR 3.81/26/180G 1.5SN BK BX | 1031420000 | C.76 |
| SCD-THR 3.81/26/180G 3.2SN BK BX | 1031070000 | C.76 |
| SCD-THR 3.81/26/90F 1.5SN BK BX | 1975130000 | C.75 |
| SCD-THR 3.81/26/90F 3.2SN BK BX | 1974350000 | C.75 |
| SCD-THR 3.81/26/90G 1.5SN BK BX | 1974140000 | C.74 |
| SCD-THR 3.81/26/90G 3.2SN BK BX | 1973840000 | C.74 |
| SCD-THR 3.81/28/180F 1.5SN BK BX | 1032050000 | C.77 |
| SCD-THR 3.81/28/180F 3.2SN BK BX | 1031630000 | C.77 |
| SCD-THR 3.81/28/180G 1.5SN BK BX | 1031430000 | C.76 |
| SCD-THR 3.81/28/180G 3.2SN BK BX | 1031080000 | C.76 |
| SCD-THR 3.81/28/90F 1.5SN BK BX | 1975140000 | C.75 |
| SCD-THR 3.81/28/90F 3.2SN BK BX | 1974440000 | C.75 |
| SCD-THR 3.81/28/90G 1.5SN BK BX | 1974150000 | C.74 |
| SCD-THR 3.81/28/90G 3.2SN BK BX | 1973850000 | C.74 |
| SCD-THR 3.81/30/180F 1.5SN BK BX | 1032060000 | C.77 |
| SCD-THR 3.81/30/180F 3.2SN BK BX | 1031640000 | C.77 |
| SCD-THR 3.81/30/180G 1.5SN BK BX | 1031440000 | C.76 |
| SCD-THR 3.81/30/180G 3.2SN BK BX | 1031090000 | C.76 |
| SCD-THR 3.81/30/90F 1.5SN BK BX | 1975170000 | C.75 |
| SCD-THR 3.81/30/90F 3.2SN BK BX | 1974470000 | C.75 |
| SCD-THR 3.81/30/90G 1.5SN BK BX | 1974160000 | C.74 |
| SCD-THR 3.81/30/90G 3.2SN BK BX | 1973860000 | C.74 |
| SCD-THR 3.81/32/180F 1.5SN BK BX | 1032070000 | C.77 |
| SCD-THR 3.81/32/180F 3.2SN BK BX | 1031660000 | C.77 |
| SCD-THR 3.81/32/180G 1.5SN BK BX | 1031450000 | C.76 |
| SCD-THR 3.81/32/180G 3.2SN BK BX | 1031110000 | C.76 |
| SCD-THR 3.81/32/90F 1.5SN BK BX | 1975190000 | C.75 |
| SCD-THR 3.81/32/90F 3.2SN BK BX | 1974490000 | C.75 |
| SCD-THR 3.81/32/90G 1.5SN BK BX | 1974170000 | C.74 |
| SCD-THR 3.81/32/90G 3.2SN BK BX | 1973870000 | C.74 |
| SCDV 3.81/04/180F 3.2SN BK BX | 1035310000 | C.101 |
| SCDV 3.81/04/180F 3.2SN OR BX | 1034980000 | C.101 |
| SCDV 3.81/04/180G 3.2SN BK BX | 1034820000 | C.100 |
| SCDV 3.81/04/180G 3.2SN OR BX | 1034470000 | C.100 |
| SCDV 3.81/04/90F 3.2SN BK BX | 1032920000 | C.99 |
| SCDV 3.81/04/90F 3.2SN OR BX | 1032580000 | C.99 |
| SCDV 3.81/04/90G 3.2SN BK BX | 1032430000 | C.98 |
| SCDV 3.81/04/90G 3.2SN OR BX | 1032090000 | C.98 |
| SCDV 3.81/06/180F 3.2SN BK BX | 1035320000 | C.101 |
| SCDV 3.81/06/180F 3.2SN OR BX | 1034990000 | C.101 |
| SCDV 3.81/06/180G 3.2SN BK BX | 1034830000 | C.100 |
| SCDV 3.81/06/180G 3.2SN OR BX | 1034490000 | C.100 |
| SCDV 3.81/06/90F 3.2SN BK BX | 1032930000 | C.99 |
| SCDV 3.81/06/90F 3.2SN OR BX | 1032590000 | C.99 |
| SCDV 3.81/06/90G 3.2SN BK BX | 1032440000 | C.98 |
| SCDV 3.81/06/90G 3.2SN OR BX | 1032110000 | C.98 |
| SCDV 3.81/08/180F 3.2SN BK BX | 1035330000 | C.101 |
| SCDV 3.81/08/180F 3.2SN OR BX | 1035010000 | C.101 |
| SCDV 3.81/08/180G 3.2SN BK BX | 1034840000 | C.100 |
| SCDV 3.81/08/180G 3.2SN OR BX | 1034510000 | C.100 |
| SCDV 3.81/08/90F 3.2SN BK BX | 1032940000 | C.99 |
| SCDV 3.81/08/90F 3.2SN OR BX | 1032600000 | C.99 |
| SCDV 3.81/08/90G 3.2SN BK BX | 1032450000 | C.98 |
| SCDV 3.81/08/90G 3.2SN OR BX | 1032120000 | C.98 |
| SCDV 3.81/10/180F 3.2SN BK BX | 1035340000 | C.101 |
| SCDV 3.81/10/180F 3.2SN OR BX | 1035020000 | C.101 |
| SCDV 3.81/10/180G 3.2SN BK BX | 1034850000 | C.100 |
| SCDV 3.81/10/180G 3.2SN OR BX | 1034520000 | C.100 |
| SCDV 3.81/10/90F 3.2SN BK BX | 1032950000 | C.99 |
| SCDV 3.81/10/90F 3.2SN OR BX | 1032610000 | C.99 |
| SCDV 3.81/10/90G 3.2SN BK BX | 1032460000 | C.98 |
| SCDV 3.81/10/90G 3.2SN OR BX | 1032130000 | C.98 |
| SCDV 3.81/12/180F 3.2SN BK BX | 1035350000 | C.101 |
| SCDV 3.81/12/180F 3.2SN OR BX | 1035030000 | C.101 |
| SCDV 3.81/12/180G 3.2SN BK BX | 1034860000 | C.100 |
| SCDV 3.81/12/180G 3.2SN OR BX | 1034530000 | C.100 |
| SCDV 3.81/12/90F 3.2SN BK BX | 1032960000 | C.99 |
| SCDV 3.81/12/90F 3.2SN OR BX | 1032620000 | C.99 |
| SCDV 3.81/12/90G 3.2SN BK BX | 1032470000 | C.98 |
| SCDV 3.81/12/90G 3.2SN OR BX | 1032140000 | C.98 |
| SCDV 3.81/14/180F 3.2SN BK BX | 1035360000 | C.101 |
| SCDV 3.81/14/180F 3.2SN OR BX | 1035040000 | C.101 |
| SCDV 3.81/14/180G 3.2SN BK BX | 1034870000 | C.100 |
| SCDV 3.81/14/180G 3.2SN OR BX | 1034540000 | C.100 |
| SCDV 3.81/14/90F 3.2SN BK BX | 1032970000 | C.99 |
| SCDV 3.81/14/90F 3.2SN OR BX | 1032630000 | C.99 |
| SCDV 3.81/14/90G 3.2SN BK BX | 1032480000 | C.98 |
| SCDV 3.81/14/90G 3.2SN OR BX | 1032150000 | C.98 |
| SCDV 3.81/16/180F 3.2SN BK BX | 1035370000 | C.101 |
| SCDV 3.81/16/180F 3.2SN OR BX | 1035050000 | C.101 |
| SCDV 3.81/16/180G 3.2SN BK BX | 1034880000 | C.100 |
| SCDV 3.81/16/180G 3.2SN OR BX | 1034550000 | C.100 |
| SCDV 3.81/16/90F 3.2SN BK BX | 1032990000 | C.99 |
| SCDV 3.81/16/90F 3.2SN OR BX | 1032640000 | C.99 |
| SCDV 3.81/16/90G 3.2SN BK BX | 1032490000 | C.98 |
| SCDV 3.81/16/90G 3.2SN OR BX | 1032160000 | C.98 |
| SCDV 3.81/18/180F 3.2SN BK BX | 1035380000 | C.101 |
| SCDV 3.81/18/180F 3.2SN OR BX | 1035060000 | C.101 |
| SCDV 3.81/18/180G 3.2SN BK BX | 1034890000 | C.100 |
| SCDV 3.81/18/180G 3.2SN OR BX | 1034560000 | C.100 |
| SCDV 3.81/18/90F 3.2SN BK BX | 1033010000 | C.99 |
| SCDV 3.81/18/90F 3.2SN OR BX | 1032650000 | C.99 |
| SCDV 3.81/18/90G 3.2SN BK BX | 1032500000 | C.98 |
| SCDV 3.81/18/90G 3.2SN OR BX | 1032170000 | C.98 |
| SCDV 3.81/20/180F 3.2SN BK BX | 1035390000 | C.101 |
| SCDV 3.81/20/180F 3.2SN OR BX | 1035070000 | C.101 |
| SCDV 3.81/20/180G 3.2SN BK BX | 1034910000 | C.100 |
| SCDV 3.81/20/180G 3.2SN OR BX | 1034570000 | C.100 |
| SCDV 3.81/20/90F 3.2SN BK BX | 1033020000 | C.99 |
| SCDV 3.81/20/90F 3.2SN OR BX | 1032660000 | C.99 |
| SCDV 3.81/20/90G 3.2SN BK BX | 1032510000 | C.98 |
| SCDV 3.81/20/90G 3.2SN OR BX | 1032190000 | C.98 |
| SCDV 3.81/22/180F 3.2SN BK BX | 1035410000 | C.101 |
| SCDV 3.81/22/180F 3.2SN OR BX | 1035080000 | C.101 |
| SCDV 3.81/22/180G 3.2SN BK BX | 1034920000 | C.100 |
| SCDV 3.81/22/180G 3.2SN OR BX | 1034580000 | C.100 |
| SCDV 3.81/22/90F 3.2SN BK BX | 1033030000 | C.99 |
| SCDV 3.81/22/90F 3.2SN OR BX | 1032670000 | C.99 |
| SCDV 3.81/22/90G 3.2SN BK BX | 1032520000 | C.98 |
| SCDV 3.81/22/90G 3.2SN OR BX | 1032200000 | C.98 |
| SCDV 3.81/24/180F 3.2SN BK BX | 1035420000 | C.101 |
| SCDV 3.81/24/180F 3.2SN OR BX | 1035090000 | C.101 |
| SCDV 3.81/24/180G 3.2SN BK BX | 1034930000 | C.100 |
| SCDV 3.81/24/180G 3.2SN OR BX | 1034590000 | C.100 |
| SCDV 3.81/24/90F 3.2SN BK BX | 1033040000 | C.99 |
| SCDV 3.81/24/90F 3.2SN OR BX | 1032680000 | C.99 |
| SCDV 3.81/24/90G 3.2SN BK BX | 1032530000 | C.98 |
| SCDV 3.81/24/90G 3.2SN OR BX | 1032210000 | C.98 |
| SCDV 3.81/26/180F 3.2SN BK BX | 1035430000 | C.101 |
| SCDV 3.81/26/180F 3.2SN OR BX | 1035110000 | C.101 |
| SCDV 3.81/26/180G 3.2SN BK BX | 1034940000 | C.100 |
| SCDV 3.81/26/180G 3.2SN OR BX | 1034610000 | C.100 |
| SCDV 3.81/26/90F 3.2SN BK BX | 1033050000 | C.99 |
| SCDV 3.81/26/90F 3.2SN OR BX | 1032690000 | C.99 |
| SCDV 3.81/26/90G 3.2SN BK BX | 1032540000 | C.98 |
| SCDV 3.81/26/90G 3.2SN OR BX | 1032220000 | C.98 |
| SCDV 3.81/28/180F 3.2SN BK BX | 1035440000 | C.101 |
| SCDV 3.81/28/180F 3.2SN OR BX | 1035120000 | C.101 |
| SCDV 3.81/28/180G 3.2SN BK BX | 1034950000 | C.100 |
| SCDV 3.81/28/180G 3.2SN OR BX | 1034620000 | C.100 |
| SCDV 3.81/28/90F 3.2SN BK BX | 1033060000 | C.99 |
| SCDV 3.81/28/90F 3.2SN OR BX | 1032710000 | C.99 |
| SCDV 3.81/28/90G 3.2SN BK BX | 1032550000 | C.98 |
| SCDV 3.81/28/90G 3.2SN OR BX | 1032230000 | C.98 |
| SCDV 3.81/30/180F 3.2SN BK BX | 1035450000 | C.101 |
| SCDV 3.81/30/180F 3.2SN OR BX | 1035130000 | C.101 |
| SCDV 3.81/30/180G 3.2SN BK BX | 1034960000 | C.100 |
| SCDV 3.81/30/180G 3.2SN OR BX | 1034630000 | C.100 |
| SCDV 3.81/30/90F 3.2SN BK BX | 1033070000 | C.99 |
| SCDV 3.81/30/90F 3.2SN OR BX | 1032720000 | C.99 |
| SCDV 3.81/30/90G 3.2SN BK BX | 1032560000 | C.98 |
| SCDV 3.81/30/90G 3.2SN OR BX | 1032240000 | C.98 |
| SCDV 3.81/32/180F 3.2SN BK BX | 1035460000 | C.101 |
| SCDV 3.81/32/180F 3.2SN OR BX | 1035140000 | C.101 |
| SCDV 3.81/32/180G 3.2SN BK BX | 1034970000 | C.100 |
| SCDV 3.81/32/180G 3.2SN OR BX | 1034640000 | C.100 |
| SCDV 3.81/32/90F 3.2SN BK BX | 1033090000 | C.99 |
| SCDV 3.81/32/90F 3.2SN OR BX | 1032730000 | C.99 |
| SCDV 3.81/32/90G 3.2SN BK BX | 1032570000 | C.98 |
| SCDV 3.81/32/90G 3.2SN OR BX | 1032250000 | C.98 |
| SCDV-THR 3.81/04/180F 1.5SN BK BX | 1036320000 | C.83 |
| SCDV-THR 3.81/04/180F 3.2SN BK BX | 1035950000 | C.83 |
| SCDV-THR 3.81/04/180G 1.5SN BK BX | 1035790000 | C.82 |
| SCDV-THR 3.81/04/180G 3.2SN BK BX | 1035470000 | C.82 |
| SCDV-THR 3.81/04/90F 1.5SN BK BX | 1034310000 | C.81 |
| SCDV-THR 3.81/04/90F 3.2SN BK BX | 1033970000 | C.81 |
| SCDV-THR 3.81/04/90G 1.5SN BK BX | 1033820000 | C.80 |
| SCDV-THR 3.81/04/90G 3.2SN BK BX | 1033490000 | C.80 |
| SCDV-THR 3.81/06/180F 1.5SN BK BX | 1036330000 | C.83 |
| SCDV-THR 3.81/06/180F 3.2SN BK BX | 1035960000 | C.83 |
| SCDV-THR 3.81/06/180G 1.5SN BK BX | 1035800000 | C.82 |
| SCDV-THR 3.81/06/180G 3.2SN BK BX | 1035480000 | C.82 |
| SCDV-THR 3.81/06/90F 1.5SN BK BX | 1034320000 | C.81 |
| SCDV-THR 3.81/06/90F 3.2SN BK BX | 1033980000 | C.81 |
| SCDV-THR 3.81/06/90G 1.5SN BK BX | 1033830000 | C.80 |
| SCDV-THR 3.81/06/90G 3.2SN BK BX | 1033510000 | C.80 |
| SCDV-THR 3.81/08/180F 1.5SN BK BX | 1036340000 | C.83 |
| SCDV-THR 3.81/08/180F 3.2SN BK BX | 1035970000 | C.83 |
| SCDV-THR 3.81/08/180G 1.5SN BK BX | 1035810000 | C.82 |
| SCDV-THR 3.81/08/180G 3.2SN BK BX | 1035490000 | C.82 |
| SCDV-THR 3.81/08/90F 1.5SN BK BX | 1034330000 | C.81 |
| SCDV-THR 3.81/08/90F 3.2SN BK BX | 1033990000 | C.81 |
| SCDV-THR 3.81/08/90G 1.5SN BK BX | 1033840000 | C.80 |
| SCDV-THR 3.81/08/90G 3.2SN BK BX | 1033520000 | C.80 |
| SCDV-THR 3.81/10/180F 1.5SN BK BX | 1036350000 | C.83 |
| SCDV-THR 3.81/10/180F 3.2SN BK BX | 1035980000 | C.83 |
| SCDV-THR 3.81/10/180G 1.5SN BK BX | 1035820000 | C.82 |
| SCDV-THR 3.81/10/180G 3.2SN BK BX | 1035510000 | C.82 |
| SCDV-THR 3.81/10/90F 1.5SN BK BX | 1034340000 | C.81 |
| SCDV-THR 3.81/10/90F 3.2SN BK BX | 1034010000 | C.81 |
| SCDV-THR 3.81/10/90G 1.5SN BK BX | 1033850000 | C.80 |
| SCDV-THR 3.81/10/90G 3.2SN BK BX | 1033530000 | C.80 |
| SCDV-THR 3.81/12/180F 1.5SN BK BX | 1036360000 | C.83 |
| SCDV-THR 3.81/12/180F 3.2SN BK BX | 1035990000 | C.83 |
| SCDV-THR 3.81/12/180G 1.5SN BK BX | 1035830000 | C.82 |
| SCDV-THR 3.81/12/180G 3.2SN BK BX | 1035520000 | C.82 |
| SCDV-THR 3.81/12/90F 1.5SN BK BX | 1034350000 | C.81 |
| SCDV-THR 3.81/12/90F 3.2SN BK BX | 1034020000 | C.81 |
| SCDV-THR 3.81/12/90G 1.5SN BK BX | 1033860000 | C.80 |
| SCDV-THR 3.81/12/90G 3.2SN BK BX | 1033540000 | C.80 |
| SCDV-THR 3.81/14/180F 1.5SN BK BX | 1036370000 | C.83 |
| SCDV-THR 3.81/14/180F 3.2SN BK BX | 1036010000 | C.83 |
| SCDV-THR 3.81/14/180G 1.5SN BK BX | 1035840000 | C.82 |
| SCDV-THR 3.81/14/180G 3.2SN BK BX | 1035530000 | C.82 |
| SCDV-THR 3.81/14/90F 1.5SN BK BX | 1034360000 | C.81 |
| SCDV-THR 3.81/14/90F 3.2SN BK BX | 1034030000 | C.81 |
| SCDV-THR 3.81/14/90G 1.5SN BK BX | 1033870000 | C.80 |
| SCDV-THR 3.81/14/90G 3.2SN BK BX | 1033550000 | C.80 |
| SCDV-THR 3.81/16/180F 1.5SN BK BX | 1036380000 | C.83 |
| SCDV-THR 3.81/16/180F 3.2SN BK BX | 1036020000 | C.83 |
| SCDV-THR 3.81/16/180G 1.5SN BK BX | 1035850000 | C.82 |
| SCDV-THR 3.81/16/180G 3.2SN BK BX | 1035540000 | C.82 |
| SCDV-THR 3.81/16/90F 1.5SN BK BX | 1034370000 | C.81 |
| SCDV-THR 3.81/16/90F 3.2SN BK BX | 1034040000 | C.81 |
| SCDV-THR 3.81/16/90G 1.5SN BK BX | 1033880000 | C.80 |
| SCDV-THR 3.81/16/90G 3.2SN BK BX | 1033560000 | C.80 |
| SCDV-THR 3.81/18/180F 1.5SN BK BX | 1036390000 | C.83 |
| SCDV-THR 3.81/18/180F 3.2SN BK BX | 1036030000 | C.83 |
| SCDV-THR 3.81/18/180G 1.5SN BK BX | 1035860000 | C.82 |
| SCDV-THR 3.81/18/180G 3.2SN BK BX | 1035550000 | C.82 |
| SCDV-THR 3.81/18/90F 1.5SN BK BX | 1034380000 | C.81 |
| SCDV-THR 3.81/18/90F 3.2SN BK BX | 1034050000 | C.81 |
| SCDV-THR 3.81/18/90G 1.5SN BK BX | 1033890000 | C.80 |
| SCDV-THR 3.81/18/90G 3.2SN BK BX | 1033570000 | C.80 |
| SCDV-THR 3.81/20/180F 1.5SN BK BX | 1036410000 | C.83 |
| SCDV-THR 3.81/20/180F 3.2SN BK BX | 1036040000 | C.83 |
| SCDV-THR 3.81/20/180G 1.5SN BK BX | 1035870000 | C.82 |
| SCDV-THR 3.81/20/180G 3.2SN BK BX | 1035560000 | C.82 |
| SCDV-THR 3.81/20/90F 1.5SN BK BX | 1034390000 | C.81 |
| SCDV-THR 3.81/20/90F 3.2SN BK BX | 1034060000 | C.81 |
| SCDV-THR 3.81/20/90G 1.5SN BK BX | 1033900000 | C.80 |
| SCDV-THR 3.81/20/90G 3.2SN BK BX | 1033580000 | C.80 |
| SCDV-THR 3.81/22/180F 1.5SN BK BX | 1036420000 | C.83 |
| SCDV-THR 3.81/22/180F 3.2SN BK BX | 1036050000 | C.83 |
| SCDV-THR 3.81/22/180G 1.5SN BK BX | 1035880000 | C.82 |
| SCDV-THR 3.81/22/180G 3.2SN BK BX | 1035570000 | C.82 |
| SCDV-THR 3.81/22/90F 1.5SN BK BX | 1034410000 | C.81 |
| SCDV-THR 3.81/22/90F 3.2SN BK BX | 1034070000 | C.81 |
| SCDV-THR 3.81/22/90G 1.5SN BK BX | 1033910000 | C.80 |
| SCDV-THR 3.81/22/90G 3.2SN BK BX | 1033590000 | C.80 |
| SCDV-THR 3.81/24/180F 1.5SN BK BX | 1036430000 | C.83 |
| SCDV-THR 3.81/24/180F 3.2SN BK BX | 1036060000 | C.83 |





«ЭЛЕКТРО-ПРОФИ» - http://www.ep.ru

| Type | Order No. | Page |
|---|---|---|
| SCDV-THR 3.81/24/180G 1.5SN BK BX | 1035890000 | C.82 |
| SCDV-THR 3.81/24/180G 3.2SN BK BX | 1035580000 | C.82 |
| SCDV-THR 3.81/24/90F 1.5SN BK BX | 1034420000 | C.81 |
| SCDV-THR 3.81/24/90F 3.2SN BK BX | 1034080000 | C.81 |
| SCDV-THR 3.81/24/90G 1.5SN BK BX | 1033920000 | C.80 |
| SCDV-THR 3.81/24/90G 3.2SN BK BX | 1033600000 | C.80 |
| SCDV-THR 3.81/26/180F 1.5SN BK BX | 1036440000 | C.83 |
| SCDV-THR 3.81/26/180F 3.2SN BK BX | 1036070000 | C.83 |
| SCDV-THR 3.81/26/180G 1.5SN BK BX | 1035910000 | C.82 |
| SCDV-THR 3.81/26/180G 3.2SN BK BX | 1035590000 | C.82 |
| SCDV-THR 3.81/26/90F 1.5SN BK BX | 1034430000 | C.81 |
| SCDV-THR 3.81/26/90F 3.2SN BK BX | 1034090000 | C.81 |
| SCDV-THR 3.81/26/90G 1.5SN BK BX | 1033930000 | C.80 |
| SCDV-THR 3.81/26/90G 3.2SN BK BX | 1033610000 | C.80 |
| SCDV-THR 3.81/28/180F 1.5SN BK BX | 1036450000 | C.83 |
| SCDV-THR 3.81/28/180F 3.2SN BK BX | 1036080000 | C.83 |
| SCDV-THR 3.81/28/180G 1.5SN BK BX | 1035920000 | C.82 |
| SCDV-THR 3.81/28/180G 3.2SN BK BX | 1035610000 | C.82 |
| SCDV-THR 3.81/28/90F 1.5SN BK BX | 1034440000 | C.81 |
| SCDV-THR 3.81/28/90F 3.2SN BK BX | 1034110000 | C.81 |
| SCDV-THR 3.81/28/90G 1.5SN BK BX | 1033940000 | C.80 |
| SCDV-THR 3.81/28/90G 3.2SN BK BX | 1033620000 | C.80 |
| SCDV-THR 3.81/30/180F 1.5SN BK BX | 1036460000 | C.83 |
| SCDV-THR 3.81/30/180F 3.2SN BK BX | 1036090000 | C.83 |
| SCDV-THR 3.81/30/180G 1.5SN BK BX | 1035930000 | C.82 |
| SCDV-THR 3.81/30/180G 3.2SN BK BX | 1035620000 | C.82 |
| SCDV-THR 3.81/30/90F 1.5SN BK BX | 1034450000 | C.81 |
| SCDV-THR 3.81/30/90F 3.2SN BK BX | 1034120000 | C.81 |
| SCDV-THR 3.81/30/90G 1.5SN BK BX | 1033950000 | C.80 |
| SCDV-THR 3.81/30/90G 3.2SN BK BX | 1033630000 | C.80 |
| SCDV-THR 3.81/32/180F 1.5SN BK BX | 1036470000 | C.83 |
| SCDV-THR 3.81/32/180F 3.2SN BK BX | 1036110000 | C.83 |
| SCDV-THR 3.81/32/180G 1.5SN BK BX | 1035940000 | C.82 |
| SCDV-THR 3.81/32/180G 3.2SN BK BX | 1035630000 | C.82 |
| SCDV-THR 3.81/32/90F 1.5SN BK BX | 1034460000 | C.81 |
| SCDV-THR 3.81/32/90F 3.2SN BK BX | 1034130000 | C.81 |
| SCDV-THR 3.81/32/90G 1.5SN BK BX | 1033960000 | C.80 |
| SCDV-THR 3.81/32/90G 3.2SN BK BX | 1033640000 | C.80 |
| SC-SMT 3.81 KO GR | 1968900000 | D.10 |
| SC-SMT 3.81/02/135G 1.5SN BK BX | 1977930000 | C.70 |
| SC-SMT 3.81/02/135G 3.2SN BK BX | 1977200000 | C.70 |
| SC-SMT 3.81/02/135LF 1.5 SN BK BX | 1978380000 | C.71 |
| SC-SMT 3.81/02/135LF 3.2 SN BK BX | 1978080000 | C.71 |
| SC-SMT 3.81/02/180G 1.5SN BK BX | 1863720000 | C.68 |
| SC-SMT 3.81/02/180G 1.5SN BK RL | 1864050000 | C.69 |
| SC-SMT 3.81/02/180G 3.2SN BK BX | 1862920000 | C.68 |
| SC-SMT 3.81/02/180G 3.2SN BK RL | 1863450000 | C.69 |
| SC-SMT 3.81/02/180LF 1.5SN BK BX | 1864070000 | C.69 |
| SC-SMT 3.81/02/180LF 1.5SN BK RL | 1864220000 | C.69 |
| SC-SMT 3.81/02/180LF 3.2SN BK BX | 1863230000 | C.69 |
| SC-SMT 3.81/02/180LF 3.2SN BK RL | 1863500000 | C.69 |
| SC-SMT 3.81/02/270F 1.5SN BK BX | 1037330000 | C.73 |
| SC-SMT 3.81/02/270F 3.2SN BK BX | 1036990000 | C.73 |
| SC-SMT 3.81/02/270G 1.5SN BK BX | 1036830000 | C.72 |
| SC-SMT 3.81/02/270G 3.2SN BK BX | 1036480000 | C.72 |
| SC-SMT 3.81/02/90G 1.5SN BK BX | 1862960000 | C.66 |
| SC-SMT 3.81/02/90G 1.5SN BK RL | 1863140000 | C.67 |
| SC-SMT 3.81/02/90G 3.2SN BK BX | 1862460000 | C.66 |
| SC-SMT 3.81/02/90G 3.2SN BK RL | 1862810000 | C.67 |
| SC-SMT 3.81/02/90LF 1.5SN BK BX | 1862560000 | C.67 |
| SC-SMT 3.81/02/90LF 1.5SN BK RL | 1862720000 | C.67 |
| SC-SMT 3.81/02/90LF 3.2SN BK BX | 1863670000 | C.67 |
| SC-SMT 3.81/02/90LF 3.2SN BK RL | 1863890000 | C.67 |
| SC-SMT 3.81/03/135G 1.5SN BK BX | 1977940000 | C.70 |
| SC-SMT 3.81/03/135G 3.2SN BK BX | 1977210000 | C.70 |
| SC-SMT 3.81/03/135LF 1.5 SN BK BX | 1978390000 | C.71 |
| SC-SMT 3.81/03/135LF 3.2 SN BK BX | 1978090000 | C.71 |
| SC-SMT 3.81/03/180G 1.5SN BK BX | 1863730000 | C.68 |
| SC-SMT 3.81/03/180G 1.5SN BK RL | 1864060000 | C.69 |
| SC-SMT 3.81/03/180G 3.2SN BK BX | 1862940000 | C.68 |
| SC-SMT 3.81/03/180G 3.2SN BK RL | 1863470000 | C.69 |
| SC-SMT 3.81/03/180LF 1.5SN BK BX | 1864080000 | C.69 |
| SC-SMT 3.81/03/180LF 1.5SN BK RL | 1864230000 | C.69 |
| SC-SMT 3.81/03/180LF 3.2SN BK BX | 1863250000 | C.69 |
| SC-SMT 3.81/03/180LF 3.2SN BK RL | 1863510000 | C.69 |
| SC-SMT 3.81/03/270F 1.5SN BK BX | 1037340000 | C.73 |
| SC-SMT 3.81/03/270F 3.2SN BK BX | 1037010000 | C.73 |
| SC-SMT 3.81/03/270G 1.5SN BK BX | 1036840000 | C.72 |
| SC-SMT 3.81/03/270G 3.2SN BK BX | 1036490000 | C.72 |
| SC-SMT 3.81/03/90G 1.5SN BK BX | 1862970000 | C.66 |
| SC-SMT 3.81/03/90G 1.5SN BK RL | 1863150000 | C.67 |
| SC-SMT 3.81/03/90G 3.2SN BK BX | 1862480000 | C.66 |
| SC-SMT 3.81/03/90G 3.2SN BK RL | 1862840000 | C.67 |
| SC-SMT 3.81/03/90LF 1.5SN BK BX | 1862580000 | C.67 |
| SC-SMT 3.81/03/90LF 1.5SN BK RL | 1862750000 | C.67 |
| SC-SMT 3.81/03/90LF 3.2SN BK BX | 1863680000 | C.67 |
| SC-SMT 3.81/03/90LF 3.2SN BK RL | 1863970000 | C.67 |
| SC-SMT 3.81/04/135G 1.5SN BK BX | 1977950000 | C.70 |
| SC-SMT 3.81/04/135G 3.2SN BK BX | 1977220000 | C.70 |
| SC-SMT 3.81/04/135LF 1.5 SN BK BX | 1978400000 | C.71 |
| SC-SMT 3.81/04/135LF 3.2 SN BK BX | 1978100000 | C.71 |
| SC-SMT 3.81/04/180G 1.5SN BK BX | 1863750000 | C.68 |
| SC-SMT 3.81/04/180G 1.5SN BK RL | 1864290000 | C.69 |
| SC-SMT 3.81/04/180G 3.2SN BK BX | 1862950000 | C.68 |
| SC-SMT 3.81/04/180G 3.2SN BK RL | 1863490000 | C.69 |
| SC-SMT 3.81/04/180LF 1.5SN BK BX | 1864090000 | C.69 |
| SC-SMT 3.81/04/180LF 1.5SN BK RL | 1864240000 | C.69 |
| SC-SMT 3.81/04/180LF 3.2SN BK BX | 1863260000 | C.69 |
| SC-SMT 3.81/04/180LF 3.2SN BK RL | 1863530000 | C.69 |
| SC-SMT 3.81/04/270F 1.5SN BK BX | 1037350000 | C.73 |
| SC-SMT 3.81/04/270F 3.2SN BK BX | 1037020000 | C.73 |
| SC-SMT 3.81/04/270G 1.5SN BK BX | 1036850000 | C.72 |
| SC-SMT 3.81/04/270G 3.2SN BK BX | 1036510000 | C.72 |
| SC-SMT 3.81/04/90G 1.5SN BK BX | 1862980000 | C.66 |
| SC-SMT 3.81/04/90G 1.5SN BK RL | 1863160000 | C.67 |
| SC-SMT 3.81/04/90G 3.2SN BK BX | 1862490000 | C.66 |
| SC-SMT 3.81/04/90G 3.2SN BK RL | 1862860000 | C.67 |
| SC-SMT 3.81/04/90LF 1.5SN BK BX | 1862590000 | C.67 |
| SC-SMT 3.81/04/90LF 1.5SN BK RL | 1862770000 | C.67 |
| SC-SMT 3.81/04/90LF 3.2SN BK BX | 1863690000 | C.67 |
| SC-SMT 3.81/04/90LF 3.2SN BK RL | 1863980000 | C.67 |
| SC-SMT 3.81/05/135G 1.5SN BK BX | 1977960000 | C.70 |
| SC-SMT 3.81/05/135G 3.2SN BK BX | 1977230000 | C.70 |
| SC-SMT 3.81/05/135LF 1.5 SN BK BX | 1978410000 | C.71 |
| SC-SMT 3.81/05/135LF 3.2 SN BK BX | 1978110000 | C.71 |
| SC-SMT 3.81/05/180G 1.5SN BK BX | 1863780000 | C.68 |
| SC-SMT 3.81/05/180G 1.5SN BK RL | 1864300000 | C.69 |
| SC-SMT 3.81/05/180G 3.2SN BK BX | 1863010000 | C.68 |
| SC-SMT 3.81/05/180G 3.2SN BK RL | 1863540000 | C.69 |
| SC-SMT 3.81/05/180LF 1.5SN BK BX | 1864100000 | C.69 |
| SC-SMT 3.81/05/180LF 1.5SN BK RL | 1864250000 | C.69 |
| SC-SMT 3.81/05/180LF 3.2SN BK BX | 1863280000 | C.69 |
| SC-SMT 3.81/05/180LF 3.2SN BK RL | 1863580000 | C.69 |
| SC-SMT 3.81/05/270F 1.5SN BK BX | 1037360000 | C.73 |
| SC-SMT 3.81/05/270F 3.2SN BK BX | 1037030000 | C.73 |
| SC-SMT 3.81/05/270G 1.5SN BK BX | 1036860000 | C.72 |
| SC-SMT 3.81/05/270G 3.2SN BK BX | 1036520000 | C.72 |
| SC-SMT 3.81/05/90G 1.5SN BK BX | 1862990000 | C.66 |
| SC-SMT 3.81/05/90G 1.5SN BK RL | 1863170000 | C.67 |
| SC-SMT 3.81/05/90G 3.2SN BK BX | 1862500000 | C.66 |
| SC-SMT 3.81/05/90G 3.2SN BK RL | 1862870000 | C.67 |
| SC-SMT 3.81/05/90LF 1.5SN BK BX | 1862600000 | C.67 |
| SC-SMT 3.81/05/90LF 1.5SN BK RL | 1862790000 | C.67 |
| SC-SMT 3.81/05/90LF 3.2SN BK BX | 1863700000 | C.67 |
| SC-SMT 3.81/05/90LF 3.2SN BK RL | 1863990000 | C.67 |
| SC-SMT 3.81/06/135G 1.5SN BK BX | 1977970000 | C.70 |
| SC-SMT 3.81/06/135G 3.2SN BK BX | 1977240000 | C.70 |
| SC-SMT 3.81/06/135LF 1.5 SN BK BX | 1978420000 | C.71 |
| SC-SMT 3.81/06/135LF 3.2 SN BK BX | 1978120000 | C.71 |
| SC-SMT 3.81/06/180G 1.5SN BK BX | 1863830000 | C.68 |
| SC-SMT 3.81/06/180G 1.5SN BK RL | 1864310000 | C.69 |
| SC-SMT 3.81/06/180G 3.2SN BK BX | 1863020000 | C.68 |
| SC-SMT 3.81/06/180G 3.2SN BK RL | 1863560000 | C.69 |
| SC-SMT 3.81/06/180LF 1.5SN BK BX | 1864110000 | C.69 |
| SC-SMT 3.81/06/180LF 1.5SN BK RL | 1864260000 | C.69 |
| SC-SMT 3.81/06/180LF 3.2SN BK BX | 1863300000 | C.69 |
| SC-SMT 3.81/06/180LF 3.2SN BK RL | 1863600000 | C.69 |
| SC-SMT 3.81/06/270F 1.5SN BK BX | 1037370000 | C.73 |
| SC-SMT 3.81/06/270F 3.2SN BK BX | 1037040000 | C.73 |
| SC-SMT 3.81/06/270G 1.5SN BK BX | 1036870000 | C.72 |
| SC-SMT 3.81/06/270G 3.2SN BK BX | 1036530000 | C.72 |
| SC-SMT 3.81/06/90G 1.5SN BK BX | 1863000000 | C.66 |
| SC-SMT 3.81/06/90G 1.5SN BK RL | 1863180000 | C.67 |
| SC-SMT 3.81/06/90G 3.2SN BK BX | 1862510000 | C.66 |
| SC-SMT 3.81/06/90G 3.2SN BK RL | 1862880000 | C.67 |
| SC-SMT 3.81/06/90LF 1.5SN BK BX | 1862610000 | C.67 |
| SC-SMT 3.81/06/90LF 1.5SN BK RL | 1862820000 | C.67 |
| SC-SMT 3.81/06/90LF 3.2SN BK BX | 1863710000 | C.67 |
| SC-SMT 3.81/06/90LF 3.2SN BK RL | 1864000000 | C.67 |
| SC-SMT 3.81/07/135G 1.5SN BK BX | 1977980000 | C.70 |
| SC-SMT 3.81/07/135G 3.2SN BK BX | 1977250000 | C.70 |
| SC-SMT 3.81/07/135LF 1.5 SN BK BX | 1978430000 | C.71 |
| SC-SMT 3.81/07/135LF 3.2 SN BK BX | 1978130000 | C.71 |
| SC-SMT 3.81/07/180G 1.5SN BK BX | 1863880000 | C.68 |
| SC-SMT 3.81/07/180G 1.5SN BK RL | 1864320000 | C.69 |
| SC-SMT 3.81/07/180G 3.2SN BK BX | 1863030000 | C.68 |
| SC-SMT 3.81/07/180G 3.2SN BK RL | 1863570000 | C.69 |
| SC-SMT 3.81/07/180LF 1.5SN BK BX | 1864120000 | C.69 |
| SC-SMT 3.81/07/180LF 1.5SN BK RL | 1864270000 | C.69 |
| SC-SMT 3.81/07/180LF 3.2SN BK BX | 1863310000 | C.69 |
| SC-SMT 3.81/07/180LF 3.2SN BK RL | 1863620000 | C.69 |
| SC-SMT 3.81/07/270F 1.5SN BK BX | 1037380000 | C.73 |
| SC-SMT 3.81/07/270F 3.2SN BK BX | 1037050000 | C.73 |
| SC-SMT 3.81/07/270G 1.5SN BK BX | 1036880000 | C.72 |
| SC-SMT 3.81/07/270G 3.2SN BK BX | 1036540000 | C.72 |
| SC-SMT 3.81/07/90G 1.5SN BK BX | 1863040000 | C.66 |
| SC-SMT 3.81/07/90G 1.5SN BK RL | 1863190000 | C.67 |
| SC-SMT 3.81/07/90G 3.2SN BK BX | 1862520000 | C.66 |
| SC-SMT 3.81/07/90G 3.2SN BK RL | 1862890000 | C.67 |
| SC-SMT 3.81/07/90LF 1.5SN BK BX | 1862620000 | C.67 |
| SC-SMT 3.81/07/90LF 1.5SN BK RL | 1862830000 | C.67 |
| SC-SMT 3.81/07/90LF 3.2SN BK BX | 1863740000 | C.67 |
| SC-SMT 3.81/07/90LF 3.2SN BK RL | 1864010000 | C.67 |
| SC-SMT 3.81/08/135G 1.5SN BK BX | 1977990000 | C.70 |
| SC-SMT 3.81/08/135G 3.2SN BK BX | 1977690000 | C.70 |
| SC-SMT 3.81/08/135LF 1.5 SN BK BX | 1978440000 | C.71 |
| SC-SMT 3.81/08/135LF 3.2 SN BK BX | 1978140000 | C.71 |
| SC-SMT 3.81/08/180G 1.5SN BK BX | 1863900000 | C.68 |
| SC-SMT 3.81/08/180G 1.5SN BK RL | 1864330000 | C.69 |
| SC-SMT 3.81/08/180G 3.2SN BK BX | 1863240000 | C.68 |
| SC-SMT 3.81/08/180G 3.2SN BK RL | 1863590000 | C.69 |
| SC-SMT 3.81/08/180LF 1.5SN BK BX | 1864130000 | C.69 |
| SC-SMT 3.81/08/180LF 1.5SN BK RL | 1864280000 | C.69 |
| SC-SMT 3.81/08/180LF 3.2SN BK BX | 1863340000 | C.69 |
| SC-SMT 3.81/08/180LF 3.2SN BK RL | 1863640000 | C.69 |
| SC-SMT 3.81/08/270F 1.5SN BK BX | 1037390000 | C.73 |
| SC-SMT 3.81/08/270F 3.2SN BK BX | 1037060000 | C.73 |
| SC-SMT 3.81/08/270G 1.5SN BK BX | 1036890000 | C.72 |
| SC-SMT 3.81/08/270G 3.2SN BK BX | 1036550000 | C.72 |
| SC-SMT 3.81/08/90G 1.5SN BK BX | 1863050000 | C.66 |
| SC-SMT 3.81/08/90G 1.5SN BK RL | 1863200000 | C.67 |
| SC-SMT 3.81/08/90G 3.2SN BK BX | 1862530000 | C.66 |
| SC-SMT 3.81/08/90G 3.2SN BK RL | 1862900000 | C.67 |
| SC-SMT 3.81/08/90LF 1.5SN BK BX | 1862630000 | C.67 |
| SC-SMT 3.81/08/90LF 1.5SN BK RL | 1862850000 | C.67 |
| SC-SMT 3.81/08/90LF 3.2SN BK BX | 1863760000 | C.67 |
| SC-SMT 3.81/08/90LF 3.2SN BK RL | 1864020000 | C.67 |
| SC-SMT 3.81/09/135G 1.5SN BK BX | 1978000000 | C.70 |
| SC-SMT 3.81/09/135G 3.2SN BK BX | 1977700000 | C.70 |
| SC-SMT 3.81/09/135LF 1.5 SN BK BX | 1978450000 | C.71 |
| SC-SMT 3.81/09/135LF 3.2 SN BK BX | 1978150000 | C.71 |
| SC-SMT 3.81/09/180G 1.5SN BK BX | 1863910000 | C.68 |
| SC-SMT 3.81/09/180G 1.5SN BK RL | 1864340000 | C.69 |
| SC-SMT 3.81/09/180G 3.2SN BK BX | 1863270000 | C.68 |
| SC-SMT 3.81/09/180G 3.2SN BK RL | 1863630000 | C.69 |
| SC-SMT 3.81/09/180LF 1.5SN BK BX | 1864140000 | C.69 |
| SC-SMT 3.81/09/180LF 3.2SN BK BX | 1863360000 | C.69 |
| SC-SMT 3.81/09/270F 1.5SN BK BX | 1037400000 | C.73 |
| SC-SMT 3.81/09/270F 3.2SN BK BX | 1037070000 | C.73 |
| SC-SMT 3.81/09/270G 1.5SN BK BX | 1036910000 | C.72 |
| SC-SMT 3.81/09/270G 3.2SN BK BX | 1036560000 | C.72 |
| SC-SMT 3.81/09/90G 1.5SN BK BX | 1863060000 | C.66 |
| SC-SMT 3.81/09/90G 1.5SN BK RL | 1863210000 | C.67 |
| SC-SMT 3.81/09/90G 3.2SN BK BX | 1862540000 | C.66 |
| SC-SMT 3.81/09/90G 3.2SN BK RL | 1862910000 | C.67 |
| SC-SMT 3.81/09/90LF 1.5SN BK BX | 1862640000 | C.67 |
| SC-SMT 3.81/09/90LF 3.2SN BK BX | 1863770000 | C.67 |
| SC-SMT 3.81/10/135G 1.5SN BK BX | 1978010000 | C.70 |
| SC-SMT 3.81/10/135G 3.2SN BK BX | 1977710000 | C.70 |
| SC-SMT 3.81/10/135LF 1.5 SN BK BX | 1978460000 | C.71 |
| SC-SMT 3.81/10/135LF 3.2 SN BK BX | 1978160000 | C.71 |
| SC-SMT 3.81/10/180G 1.5SN BK BX | 1863920000 | C.68 |
| SC-SMT 3.81/10/180G 1.5SN BK RL | 1864350000 | C.69 |
| SC-SMT 3.81/10/180G 3.2SN BK BX | 1863290000 | C.68 |
| SC-SMT 3.81/10/180G 3.2SN BK RL | 1863660000 | C.69 |
| SC-SMT 3.81/10/180LF 1.5SN BK BX | 1864150000 | C.69 |
| SC-SMT 3.81/10/180LF 3.2SN BK BX | 1863380000 | C.69 |
| SC-SMT 3.81/10/270F 1.5SN BK BX | 1037410000 | C.73 |
| SC-SMT 3.81/10/270F 3.2SN BK BX | 1037080000 | C.73 |
| SC-SMT 3.81/10/270G 1.5SN BK BX | 1036920000 | C.72 |
| SC-SMT 3.81/10/270G 3.2SN BK BX | 1036570000 | C.72 |
| SC-SMT 3.81/10/90G 1.5SN BK BX | 1863070000 | C.66 |
| SC-SMT 3.81/10/90G 1.5SN BK RL | 1863220000 | C.67 |
| SC-SMT 3.81/10/90G 3.2SN BK BX | 1862550000 | C.66 |
| SC-SMT 3.81/10/90G 3.2SN BK RL | 1862930000 | C.67 |
| SC-SMT 3.81/10/90LF 1.5SN BK BX | 1862650000 | C.67 |
| SC-SMT 3.81/10/90LF 3.2SN BK BX | 1863790000 | C.67 |
| SC-SMT 3.81/11/135G 1.5SN BK BX | 1978020000 | C.70 |
| SC-SMT 3.81/11/135G 3.2SN BK BX | 1977720000 | C.70 |
| SC-SMT 3.81/11/135LF 1.5 SN BK BX | 1978470000 | C.71 |
| SC-SMT 3.81/11/135LF 3.2 SN BK BX | 1978170000 | C.71 |
| SC-SMT 3.81/11/180G 1.5SN BK BX | 1863930000 | C.68 |
| SC-SMT 3.81/11/180G 3.2SN BK BX | 1863320000 | C.68 |
| SC-SMT 3.81/11/180LF 1.5SN BK BX | 1864160000 | C.69 |
| SC-SMT 3.81/11/180LF 3.2SN BK BX | 1863390000 | C.69 |
| SC-SMT 3.81/11/270F 1.5SN BK BX | 1037420000 | C.73 |
| SC-SMT 3.81/11/270F 3.2SN BK BX | 1037090000 | C.73 |
| SC-SMT 3.81/11/270G 1.5SN BK BX | 1036930000 | C.72 |
| SC-SMT 3.81/11/270G 3.2SN BK BX | 1036580000 | C.72 |
| SC-SMT 3.81/11/90G 1.5SN BK BX | 1863080000 | C.66 |
| SC-SMT 3.81/11/90G 3.2SN BK BX | 1862570000 | C.66 |
| SC-SMT 3.81/11/90LF 1.5SN BK BX | 1862660000 | C.67 |
| SC-SMT 3.81/11/90LF 3.2SN BK BX | 1863810000 | C.67 |
| SC-SMT 3.81/12/135G 1.5SN BK BX | 1978030000 | C.70 |
| SC-SMT 3.81/12/135G 3.2SN BK BX | 1977730000 | C.70 |
| SC-SMT 3.81/12/135LF 1.5 SN BK BX | 1978480000 | C.71 |
| SC-SMT 3.81/12/135LF 3.2 SN BK BX | 1978180000 | C.71 |
| SC-SMT 3.81/12/180G 1.5SN BK BX | 1863940000 | C.68 |
| SC-SMT 3.81/12/180G 3.2SN BK BX | 1863330000 | C.68 |
| SC-SMT 3.81/12/180LF 1.5SN BK BX | 1864170000 | C.69 |
| SC-SMT 3.81/12/180LF 3.2SN BK BX | 1863410000 | C.69 |
| SC-SMT 3.81/12/270F 1.5SN BK BX | 1037440000 | C.73 |
| SC-SMT 3.81/12/270F 3.2SN BK BX | 1037110000 | C.73 |
| SC-SMT 3.81/12/270G 1.5SN BK BX | 1036940000 | C.72 |
| SC-SMT 3.81/12/270G 3.2SN BK BX | 1036590000 | C.72 |
| SC-SMT 3.81/12/90G 1.5SN BK BX | 1863090000 | C.66 |
| SC-SMT 3.81/12/90G 3.2SN BK BX | 1862730000 | C.66 |
| SC-SMT 3.81/12/90LF 1.5SN BK BX | 1862670000 | C.67 |
| SC-SMT 3.81/12/90LF 3.2SN BK BX | 1863820000 | C.67 |
| SC-SMT 3.81/13/135G 1.5SN BK BX | 1978040000 | C.70 |
| SC-SMT 3.81/13/135G 3.2SN BK BX | 1977740000 | C.70 |
| SC-SMT 3.81/13/135LF 1.5 SN BK BX | 1978490000 | C.71 |
| SC-SMT 3.81/13/135LF 3.2 SN BK BX | 1978190000 | C.71 |
| SC-SMT 3.81/13/180G 1.5SN BK BX | 1863950000 | C.68 |
| SC-SMT 3.81/13/180G 3.2SN BK BX | 1863350000 | C.68 |
| SC-SMT 3.81/13/180LF 1.5SN BK BX | 1864180000 | C.69 |
| SC-SMT 3.81/13/180LF 3.2SN BK BX | 1863430000 | C.69 |
| SC-SMT 3.81/13/270F 1.5SN BK BX | 1037450000 | C.73 |
| SC-SMT 3.81/13/270F 3.2SN BK BX | 1037120000 | C.73 |
| SC-SMT 3.81/13/270G 1.5SN BK BX | 1036950000 | C.72 |
| SC-SMT 3.81/13/270G 3.2SN BK BX | 1036610000 | C.72 |
| SC-SMT 3.81/13/90G 1.5SN BK BX | 1863100000 | C.66 |
| SC-SMT 3.81/13/90G 3.2SN BK BX | 1862740000 | C.66 |
| SC-SMT 3.81/13/90LF 1.5SN BK BX | 1862680000 | C.67 |
| SC-SMT 3.81/13/90LF 3.2SN BK BX | 1863840000 | C.67 |
| SC-SMT 3.81/14/135G 1.5SN BK BX | 1978050000 | C.70 |
| SC-SMT 3.81/14/135G 3.2SN BK BX | 1977750000 | C.70 |
| SC-SMT 3.81/14/135LF 1.5 SN BK BX | 1978500000 | C.71 |
| SC-SMT 3.81/14/135LF 3.2 SN BK BX | 1978200000 | C.71 |
| SC-SMT 3.81/14/180G 1.5SN BK BX | 1863960000 | C.68 |



«ЭЛЕКТРО-ПРОФИ» - http://www.ep.ru

| Type | Order No. | Page |
|---|---|---|
| SC-SMT 3.81/14/180G 3.2SN BK BX | 1863370000 | C.68 |
| SC-SMT 3.81/14/180LF 1.5SN BK BX | 1864190000 | C.69 |
| SC-SMT 3.81/14/180LF 3.2SN BK BX | 1863440000 | C.69 |
| SC-SMT 3.81/14/270F 1.5SN BK BX | 1037460000 | C.73 |
| SC-SMT 3.81/14/270F 3.2SN BK BX | 1037130000 | C.73 |
| SC-SMT 3.81/14/270G 1.5SN BK BX | 1036960000 | C.72 |
| SC-SMT 3.81/14/270G 3.2SN BK BX | 1036620000 | C.72 |
| SC-SMT 3.81/14/90G 1.5SN BK BX | 1863110000 | C.66 |
| SC-SMT 3.81/14/90G 3.2SN BK BX | 1862760000 | C.66 |
| SC-SMT 3.81/14/90LF 1.5SN BK BX | 1862690000 | C.67 |
| SC-SMT 3.81/14/90LF 3.2SN BK BX | 1863850000 | C.67 |
| SC-SMT 3.81/15/135G 1.5SN BK BX | 1978060000 | C.70 |
| SC-SMT 3.81/15/135G 3.2SN BK BX | 1977760000 | C.70 |
| SC-SMT 3.81/15/135LF 1.5 SN BK BX | 1978510000 | C.71 |
| SC-SMT 3.81/15/135LF 3.2 SN BK BX | 1978210000 | C.71 |
| SC-SMT 3.81/15/180G 1.5SN BK BX | 1864030000 | C.68 |
| SC-SMT 3.81/15/180G 3.2SN BK BX | 1863400000 | C.68 |
| SC-SMT 3.81/15/180LF 1.5SN BK BX | 1864200000 | C.69 |
| SC-SMT 3.81/15/180LF 3.2SN BK BX | 1863460000 | C.69 |
| SC-SMT 3.81/15/270F 1.5SN BK BX | 1037470000 | C.73 |
| SC-SMT 3.81/15/270F 3.2SN BK BX | 1037140000 | C.73 |
| SC-SMT 3.81/15/270G 1.5SN BK BX | 1036970000 | C.72 |
| SC-SMT 3.81/15/270G 3.2SN BK BX | 1036630000 | C.72 |
| SC-SMT 3.81/15/90G 1.5SN BK BX | 1863120000 | C.66 |
| SC-SMT 3.81/15/90G 3.2SN BK BX | 1862780000 | C.66 |
| SC-SMT 3.81/15/90LF 1.5SN BK BX | 1862700000 | C.67 |
| SC-SMT 3.81/15/90LF 3.2SN BK BX | 1863860000 | C.67 |
| SC-SMT 3.81/16/135G 1.5SN BK BX | 1978070000 | C.70 |
| SC-SMT 3.81/16/135G 3.2SN BK BX | 1977770000 | C.70 |
| SC-SMT 3.81/16/135LF 1.5 SN BK BX | 1978520000 | C.71 |
| SC-SMT 3.81/16/135LF 3.2 SN BK BX | 1978220000 | C.71 |
| SC-SMT 3.81/16/180G 1.5SN BK BX | 1864040000 | C.68 |
| SC-SMT 3.81/16/180G 3.2SN BK BX | 1863420000 | C.68 |
| SC-SMT 3.81/16/180LF 1.5SN BK BX | 1864210000 | C.69 |
| SC-SMT 3.81/16/180LF 3.2SN BK BX | 1863480000 | C.69 |
| SC-SMT 3.81/16/270F 1.5SN BK BX | 1037480000 | C.73 |
| SC-SMT 3.81/16/270F 3.2SN BK BX | 1037150000 | C.73 |
| SC-SMT 3.81/16/270G 1.5SN BK BX | 1036980000 | C.72 |
| SC-SMT 3.81/16/270G 3.2SN BK BX | 1036640000 | C.72 |
| SC-SMT 3.81/16/90G 1.5SN BK BX | 1863130000 | C.66 |
| SC-SMT 3.81/16/90G 3.2SN BK BX | 1862800000 | C.66 |
| SC-SMT 3.81/16/90LF 1.5SN BK BX | 1862710000 | C.67 |
| SC-SMT 3.81/16/90LF 3.2SN BK BX | 1863870000 | C.67 |
| SCZ 3.81/02/180F SN BK BX | 1971290000 | C.103 |
| SCZ 3.81/02/180F SN OR BX | 1970910000 | C.103 |
| SCZ 3.81/02/180FI SN BK BX | 1970700000 | C.103 |
| SCZ 3.81/02/180FI SN OR BX | 1970260000 | C.103 |
| SCZ 3.81/02/180G SN BK BX | 1970010000 | C.102 |
| SCZ 3.81/02/180G SN OR BX | 1969520000 | C.102 |
| SCZ 3.81/02/180LR SN BK BX | 1971980000 | C.103 |
| SCZ 3.81/02/180LR SN OR BX | 1971580000 | C.103 |
| SCZ 3.81/03/180F SN BK BX | 1971310000 | C.103 |
| SCZ 3.81/03/180F SN OR BX | 1970920000 | C.103 |
| SCZ 3.81/03/180FI SN BK BX | 1970710000 | C.103 |
| SCZ 3.81/03/180FI SN OR BX | 1970270000 | C.103 |
| SCZ 3.81/03/180G SN BK BX | 1970020000 | C.102 |
| SCZ 3.81/03/180G SN OR BX | 1969540000 | C.102 |
| SCZ 3.81/03/180LR SN BK BX | 1971990000 | C.103 |
| SCZ 3.81/03/180LR SN OR BX | 1971600000 | C.103 |
| SCZ 3.81/04/180F SN BK BX | 1971320000 | C.103 |
| SCZ 3.81/04/180F SN OR BX | 1970930000 | C.103 |
| SCZ 3.81/04/180FI SN BK BX | 1970720000 | C.103 |
| SCZ 3.81/04/180FI SN OR BX | 1970310000 | C.103 |
| SCZ 3.81/04/180FIZE SN BK BX | 1237440000 | C.105 |
| SCZ 3.81/04/180FIZE SN OR BX | 1237550000 | C.105 |
| SCZ 3.81/04/180FZE SN BK BX | 1237110000 | C.105 |
| SCZ 3.81/04/180FZE SN OR BX | 1237120000 | C.105 |
| SCZ 3.81/04/180G SN BK BX | 1970030000 | C.102 |
| SCZ 3.81/04/180G SN OR BX | 1969560000 | C.102 |
| SCZ 3.81/04/180GZE SN BK BX | 1236990000 | C.104 |
| SCZ 3.81/04/180GZE SN OR BX | 1237000000 | C.104 |
| SCZ 3.81/04/180LR SN BK BX | 1972010000 | C.103 |
| SCZ 3.81/04/180LR SN OR BX | 1971610000 | C.103 |
| SCZ 3.81/04/180LRZE SN BK BX | 1237230000 | C.105 |
| SCZ 3.81/04/180LRZE SN OR BX | 1237340000 | C.105 |
| SCZ 3.81/05/180F SN BK BX | 1971340000 | C.103 |
| SCZ 3.81/05/180F SN OR BX | 1970940000 | C.103 |
| SCZ 3.81/05/180FI SN BK BX | 1970740000 | C.103 |
| SCZ 3.81/05/180FI SN OR BX | 1970320000 | C.103 |
| SCZ 3.81/05/180FIZE SN BK BX | 1237450000 | C.105 |
| SCZ 3.81/05/180FIZE SN OR BX | 1237560000 | C.105 |
| SCZ 3.81/05/180FZE SN BK BX | 1071790000 | C.105 |
| SCZ 3.81/05/180FZE SN OR BX | 1237130000 | C.105 |
| SCZ 3.81/05/180G SN BK BX | 1970050000 | C.102 |
| SCZ 3.81/05/180G SN OR BX | 1969570000 | C.102 |
| SCZ 3.81/05/180GZE SN BK BX | 1071710000 | C.104 |
| SCZ 3.81/05/180GZE SN OR BX | 1237010000 | C.104 |
| SCZ 3.81/05/180LR SN BK BX | 1972020000 | C.103 |
| SCZ 3.81/05/180LR SN OR BX | 1971630000 | C.103 |
| SCZ 3.81/05/180LRZE SN BK BX | 1237240000 | C.105 |
| SCZ 3.81/05/180LRZE SN OR BX | 1237350000 | C.105 |
| SCZ 3.81/06/180F SN BK BX | 1971350000 | C.103 |
| SCZ 3.81/06/180F SN OR BX | 1970960000 | C.103 |
| SCZ 3.81/06/180FI SN BK BX | 1970760000 | C.103 |
| SCZ 3.81/06/180FI SN OR BX | 1970340000 | C.103 |
| SCZ 3.81/06/180FIZE SN BK BX | 1237470000 | C.105 |
| SCZ 3.81/06/180FIZE SN OR BX | 1237570000 | C.105 |
| SCZ 3.81/06/180FZE SN BK BX | 1071810000 | C.105 |
| SCZ 3.81/06/180FZE SN OR BX | 1237140000 | C.105 |
| SCZ 3.81/06/180G SN BK BX | 1970060000 | C.102 |
| SCZ 3.81/06/180G SN OR BX | 1969580000 | C.102 |
| SCZ 3.81/06/180GZE SN BK BX | 1071720000 | C.104 |
| SCZ 3.81/06/180GZE SN OR BX | 1237020000 | C.104 |
| SCZ 3.81/06/180LR SN BK BX | 1972040000 | C.103 |
| SCZ 3.81/06/180LR SN OR BX | 1971640000 | C.103 |
| SCZ 3.81/06/180LRZE SN BK BX | 1237270000 | C.105 |
| SCZ 3.81/06/180LRZE SN OR BX | 1237370000 | C.105 |
| SCZ 3.81/07/180F SN BK BX | 1971360000 | C.103 |
| SCZ 3.81/07/180F SN OR BX | 1970970000 | C.103 |
| SCZ 3.81/07/180FI SN BK BX | 1970770000 | C.103 |
| SCZ 3.81/07/180FI SN OR BX | 1970350000 | C.103 |
| SCZ 3.81/07/180FIZE SN BK BX | 1237480000 | C.105 |
| SCZ 3.81/07/180FIZE SN OR BX | 1237580000 | C.105 |
| SCZ 3.81/07/180FZE SN BK BX | 1071820000 | C.105 |
| SCZ 3.81/07/180FZE SN OR BX | 1237170000 | C.105 |
| SCZ 3.81/07/180G SN BK BX | 1970070000 | C.102 |
| SCZ 3.81/07/180G SN OR BX | 1969590000 | C.102 |
| SCZ 3.81/07/180GZE SN BK BX | 1071730000 | C.104 |
| SCZ 3.81/07/180GZE SN OR BX | 1237030000 | C.104 |
| SCZ 3.81/07/180LR SN BK BX | 1972050000 | C.103 |
| SCZ 3.81/07/180LR SN OR BX | 1971660000 | C.103 |
| SCZ 3.81/07/180LRZE SN BK BX | 1237280000 | C.105 |
| SCZ 3.81/07/180LRZE SN OR BX | 1237380000 | C.105 |
| SCZ 3.81/08/180F SN BK BX | 1971370000 | C.103 |
| SCZ 3.81/08/180F SN OR BX | 1970980000 | C.103 |
| SCZ 3.81/08/180FI SN BK BX | 1970780000 | C.103 |
| SCZ 3.81/08/180FI SN OR BX | 1970360000 | C.103 |
| SCZ 3.81/08/180FIZE SN BK BX | 1237490000 | C.105 |
| SCZ 3.81/08/180FIZE SN OR BX | 1237590000 | C.105 |
| SCZ 3.81/08/180FZE SN BK BX | 1071830000 | C.105 |
| SCZ 3.81/08/180FZE SN OR BX | 1237180000 | C.105 |
| SCZ 3.81/08/180G SN BK BX | 1970080000 | C.102 |
| SCZ 3.81/08/180G SN OR BX | 1969610000 | C.102 |
| SCZ 3.81/08/180GZE SN BK BX | 1071740000 | C.104 |
| SCZ 3.81/08/180GZE SN OR BX | 1237040000 | C.104 |
| SCZ 3.81/08/180LR SN BK BX | 1972060000 | C.103 |
| SCZ 3.81/08/180LR SN OR BX | 1971670000 | C.103 |
| SCZ 3.81/08/180LRZE SN BK BX | 1237290000 | C.105 |
| SCZ 3.81/08/180LRZE SN OR BX | 1237390000 | C.105 |
| SCZ 3.81/09/180F SN BK BX | 1971400000 | C.103 |
| SCZ 3.81/09/180F SN OR BX | 1970990000 | C.103 |
| SCZ 3.81/09/180FI SN BK BX | 1970790000 | C.103 |
| SCZ 3.81/09/180FI SN OR BX | 1970390000 | C.103 |
| SCZ 3.81/09/180FIZE SN BK BX | 1237510000 | C.105 |
| SCZ 3.81/09/180FIZE SN OR BX | 1237610000 | C.105 |
| SCZ 3.81/09/180FZE SN BK BX | 1071840000 | C.105 |
| SCZ 3.81/09/180FZE SN OR BX | 1237190000 | C.105 |
| SCZ 3.81/09/180G SN BK BX | 1970090000 | C.102 |
| SCZ 3.81/09/180G SN OR BX | 1969630000 | C.102 |
| SCZ 3.81/09/180GZE SN BK BX | 1071750000 | C.104 |
| SCZ 3.81/09/180GZE SN OR BX | 1237070000 | C.104 |
| SCZ 3.81/09/180LR SN BK BX | 1972080000 | C.103 |
| SCZ 3.81/09/180LR SN OR BX | 1971680000 | C.103 |
| SCZ 3.81/09/180LRZE SN BK BX | 1237300000 | C.105 |
| SCZ 3.81/09/180LRZE SN OR BX | 1237400000 | C.105 |
| SCZ 3.81/10/180F SN BK BX | 1971410000 | C.103 |
| SCZ 3.81/10/180F SN OR BX | 1971000000 | C.103 |
| SCZ 3.81/10/180FI SN BK BX | 1970800000 | C.103 |
| SCZ 3.81/10/180FI SN OR BX | 1970410000 | C.103 |
| SCZ 3.81/10/180FIZE SN BK BX | 1237520000 | C.105 |
| SCZ 3.81/10/180FIZE SN OR BX | 1237620000 | C.105 |
| SCZ 3.81/10/180FZE SN BK BX | 1071850000 | C.105 |
| SCZ 3.81/10/180FZE SN OR BX | 1237200000 | C.105 |
| SCZ 3.81/10/180G SN BK BX | 1970100000 | C.102 |
| SCZ 3.81/10/180G SN OR BX | 1969640000 | C.102 |
| SCZ 3.81/10/180GZE SN BK BX | 1071760000 | C.104 |
| SCZ 3.81/10/180GZE SN OR BX | 1237080000 | C.104 |
| SCZ 3.81/10/180LR SN BK BX | 1972090000 | C.103 |
| SCZ 3.81/10/180LR SN OR BX | 1971690000 | C.103 |
| SCZ 3.81/10/180LRZE SN BK BX | 1237310000 | C.105 |
| SCZ 3.81/10/180LRZE SN OR BX | 1237410000 | C.105 |
| SCZ 3.81/11/180F SN BK BX | 1971510000 | C.103 |
| SCZ 3.81/11/180F SN OR BX | 1971010000 | C.103 |
| SCZ 3.81/11/180FI SN BK BX | 1970810000 | C.103 |
| SCZ 3.81/11/180FI SN OR BX | 1970420000 | C.103 |
| SCZ 3.81/11/180FIZE SN BK BX | 1237530000 | C.105 |
| SCZ 3.81/11/180FIZE SN OR BX | 1237630000 | C.105 |
| SCZ 3.81/11/180FZE SN BK BX | 1071860000 | C.105 |
| SCZ 3.81/11/180FZE SN OR BX | 1237210000 | C.105 |
| SCZ 3.81/11/180G SN BK BX | 1970110000 | C.102 |
| SCZ 3.81/11/180G SN OR BX | 1969660000 | C.102 |
| SCZ 3.81/11/180GZE SN BK BX | 1071770000 | C.104 |
| SCZ 3.81/11/180GZE SN OR BX | 1237090000 | C.104 |
| SCZ 3.81/11/180LR SN BK BX | 1972110000 | C.103 |
| SCZ 3.81/11/180LR SN OR BX | 1971700000 | C.103 |
| SCZ 3.81/11/180LRZE SN BK BX | 1237320000 | C.105 |
| SCZ 3.81/11/180LRZE SN OR BX | 1237420000 | C.105 |
| SCZ 3.81/12/180F SN BK BX | 1971520000 | C.103 |
| SCZ 3.81/12/180F SN OR BX | 1971020000 | C.103 |
| SCZ 3.81/12/180FI SN BK BX | 1970830000 | C.103 |
| SCZ 3.81/12/180FI SN OR BX | 1970430000 | C.103 |
| SCZ 3.81/12/180FIZE SN BK BX | 1237540000 | C.105 |
| SCZ 3.81/12/180FIZE SN OR BX | 1237640000 | C.105 |
| SCZ 3.81/12/180FZE SN BK BX | 1071870000 | C.105 |
| SCZ 3.81/12/180FZE SN OR BX | 1237220000 | C.105 |
| SCZ 3.81/12/180G SN BK BX | 1970120000 | C.102 |
| SCZ 3.81/12/180G SN OR BX | 1969670000 | C.102 |
| SCZ 3.81/12/180GZE SN BK BX | 1071780000 | C.104 |
| SCZ 3.81/12/180GZE SN OR BX | 1237100000 | C.104 |
| SCZ 3.81/12/180LR SN BK BX | 1972120000 | C.103 |
| SCZ 3.81/12/180LR SN OR BX | 1971710000 | C.103 |
| SCZ 3.81/12/180LRZE SN BK BX | 1237330000 | C.105 |
| SCZ 3.81/12/180LRZE SN OR BX | 1237430000 | C.105 |
| SD 0,4x2,5x75 | 9009030000 | D.22 |
| SD 0,4x2,5x75 | 9009030000 | H.5 |
| SD 0,4x2,5x75 | 9009030000 | J.3 |
| SD 0,5x3,0x80 | 9008320000 | D.22 |
| SD 0,5x3,0x80 | 9008320000 | H.5 |
| SD 0,5x3,0x80 | 9008320000 | J.3 |
| SD 0,6x3,5x100 | 9008330000 | D.22 |
| SD 0,6x3,5x100 | 9008330000 | H.5 |
| SD 0,6x3,5x100 | 9008330000 | J.3 |
| SD 0,8x4,0x100 | 9008340000 | D.22 |
| SD 0,8x4,0x100 | 9008340000 | H.5 |
| SD 0,8x4,0x100 | 9008340000 | J.3 |
| SD 0,8x4,5x125 | 9009020000 | D.22 |
| SD 0,8x4,5x125 | 9009020000 | H.5 |
| SD 0,8x4,5x125 | 9009020000 | J.3 |
| SD 1,0x5,5x150 | 9008350000 | D.22 |
| SD 1,0x5,5x150 | 9008350000 | H.5 |
| SD 1,0x5,5x150 | 9008350000 | J.3 |
| SD 1,2x6,5x150 | 9009010000 | D.22 |
| SD 1,2x6,5x150 | 9009010000 | H.5 |
| SD 1,2x6,5x150 | 9009010000 | J.3 |
| SDI 0,4x2,5x75 | 9008370000 | D.22 |
| SDI 0,4x2,5x75 | 9008370000 | H.5 |
| SDI 0,4x2,5x75 | 9008370000 | J.3 |
| SDI 0,5x3,0x100 | 9008380000 | D.22 |
| SDI 0,5x3,0x100 | 9008380000 | H.5 |
| SDI 0,5x3,0x100 | 9008380000 | J.3 |
| SDI 0,6x3,5x100 | 9008390000 | D.22 |
| SDI 0,6x3,5x100 | 9008390000 | H.5 |
| SDI 0,6x3,5x100 | 9008390000 | J.3 |
| SDI 0,8x4,0x100 | 9008400000 | D.22 |
| SDI 0,8x4,0x100 | 9008400000 | H.5 |
| SDI 0,8x4,0x100 | 9008400000 | J.3 |
| SDI 1,0x4,5x125 | 9008910000 | D.22 |
| SDI 1,0x4,5x125 | 9008910000 | H.5 |
| SDI 1,0x4,5x125 | 9008910000 | J.3 |
| SDI 1,0x5,5x125 | 9008410000 | D.22 |
| SDI 1,0x5,5x125 | 9008410000 | H.5 |
| SDI 1,0x5,5x125 | 9008410000 | J.3 |
| SDI 1,2x6,5x150 | 9008420000 | D.22 |
| SDI 1,2x6,5x150 | 9008420000 | H.5 |
| SDI 1,2x6,5x150 | 9008420000 | J.3 |
| SDI 1,6x8,0x175 | 9008430000 | D.22 |
| SDI 1,6x8,0x175 | 9008430000 | H.5 |
| SDI 1,6x8,0x175 | 9008430000 | J.3 |
| SDK PH0 | 9008470000 | D.22 |
| SDK PH0 | 9008470000 | H.5 |
| SDK PH0 | 9008470000 | J.3 |
| SDK PH1 | 9008480000 | D.22 |
| SDK PH1 | 9008480000 | H.5 |
| SDK PH1 | 9008480000 | J.3 |
| SDK PH2 | 9008490000 | D.22 |
| SDK PH2 | 9008490000 | H.5 |
| SDK PH2 | 9008490000 | J.3 |
| SDK PH3 | 9008500000 | D.22 |
| SDK PH3 | 9008500000 | H.5 |
| SDK PH3 | 9008500000 | J.3 |
| SDK PZ0 | 9008520000 | D.22 |
| SDK PZ0 | 9008520000 | H.5 |
| SDK PZ0 | 9008520000 | J.3 |
| SDK PZ1 | 9008530000 | D.22 |
| SDK PZ1 | 9008530000 | H.5 |
| SDK PZ1 | 9008530000 | J.3 |
| SDK PZ2 | 9008540000 | D.22 |
| SDK PZ2 | 9008540000 | H.5 |
| SDK PZ2 | 9008540000 | J.3 |
| SDK PZ3 | 9008550000 | D.22 |
| SDK PZ3 | 9008550000 | H.5 |
| SDK PZ3 | 9008550000 | J.3 |
| SF 10 BEZ. 0-9 | 0332400000 | D.18 |
| SF 10 BEZ. 1-10 | 0331500001 | D.18 |
| SF 10 BEZ. 11-20 | 0331500011 | D.18 |
| SG 10 | 0332500000 | D.18 |
| SG 10 BEZ. 1 | 0332500001 | D.18 |
| SG 10 BEZ. 2 | 0332500002 | D.18 |
| SG 10 BEZ. 3 | 0332500003 | D.18 |
| SG 10 BEZ. 4 | 0332500004 | D.18 |
| SG 10 BEZ. 5 | 0332500005 | D.18 |
| SG 10 BEZ. 6 | 0332500006 | D.18 |
| SG 10 BEZ. 7 | 0332500007 | D.18 |
| SG 10 BEZ. 8 | 0332500008 | D.18 |
| SG 10 BEZ. 9 | 0332500009 | D.18 |
| SHL-SMT 5.00/02GL 4.2BX | 1069620000 | I.28 |
| SHL-SMT 5.00/02GL 4.2RL | 1069650000 | I.29 |
| SHL-SMT 5.00/02GL 5.9BX | 1069750000 | I.28 |
| SHL-SMT 5.00/02GL 5.9RL | 1069780000 | I.29 |
| SHL-SMT 5.00/02GR 4.2BX | 1069550000 | I.29 |
| SHL-SMT 5.00/02GR 4.2RL | 1069580000 | I.29 |
| SHL-SMT 5.00/02GR 5.9BX | 1069680000 | I.29 |
| SHL-SMT 5.00/02GR 5.9RL | 1069720000 | I.29 |
| SHL-SMT 5.00/03GL 1.5BX | 1063210000 | I.28 |
| SHL-SMT 5.00/03GL 1.5RL | 1063240000 | I.29 |
| SHL-SMT 5.00/03GL 4.2BX | 1069630000 | I.28 |
| SHL-SMT 5.00/03GL 4.2RL | 1069660000 | I.29 |
| SHL-SMT 5.00/03GL 5.9BX | 1069760000 | I.28 |
| SHL-SMT 5.00/03GL 5.9RL | 1069790000 | I.29 |
| SHL-SMT 5.00/03GR 1.5BX | 1063140000 | I.29 |





«ЭЛЕКТРО-ПРОФИ» - http://www.ep.ru

| Type | Order No. | Page |
|---|---|---|
| SHL-SMT 5.00/03GR 1.5RL | 1063170000 | I.29 |
| SHL-SMT 5.00/03GR 4.2BX | 1069560000 | I.29 |
| SHL-SMT 5.00/03GR 4.2RL | 1069590000 | I.29 |
| SHL-SMT 5.00/03GR 5.9BX | 1069690000 | I.29 |
| SHL-SMT 5.00/03GR 5.9RL | 1069730000 | I.29 |
| SHL-SMT 5.00/04GL 1.5BX | 1063220000 | I.28 |
| SHL-SMT 5.00/04GL 1.5RL | 1063250000 | I.29 |
| SHL-SMT 5.00/04GL 4.2BX | 1069640000 | I.28 |
| SHL-SMT 5.00/04GL 4.2RL | 1069670000 | I.29 |
| SHL-SMT 5.00/04GL 5.9BX | 1069770000 | I.28 |
| SHL-SMT 5.00/04GL 5.9RL | 1069810000 | I.29 |
| SHL-SMT 5.00/04GR 1.5BX | 1063150000 | I.29 |
| SHL-SMT 5.00/04GR 1.5RL | 1063180000 | I.29 |
| SHL-SMT 5.00/04GR 4.2BX | 1069570000 | I.29 |
| SHL-SMT 5.00/04GR 4.2RL | 1069610000 | I.29 |
| SHL-SMT 5.00/04GR 5.9BX | 1069710000 | I.29 |
| SHL-SMT 5.00/04GR 5.9RL | 1069740000 | I.29 |
| SK DEMO CH20M12 | 1111630000 | I.16 |
| SK DEMO CH20M22 | 1105600000 | I.20 |
| SK DEMO CH20M45 | 1111640000 | I.22 |
| SK Demo CH20M6 | 1203310000 | I.14 |
| SL 135 BB15R OR | 1606450000 | D.6 |
| SL 135 BB15R SW | 1636370000 | D.6 |
| SL 3.5 FLA 1.5/1.75/8 | 1597630000 | D.8 |
| SL 3.5 FLA 1.5/8 | 1597510000 | D.8 |
| SL 3.5 FLA 2.3/1.75/8 | 1597640000 | D.8 |
| SL 3.5 FLA 2.3/8 | 1597520000 | D.8 |
| SL 3.5 FLA 4.0/1.75/8 | 1597650000 | D.8 |
| SL 3.5 FLA 4.0/8 | 1597530000 | D.8 |
| SL 3.50/02/135F 3.2SN OR BX | 1643330000 | C.36 |
| SL 3.50/02/180 3.2SN OR BX | 1604770000 | C.34 |
| SL 3.50/02/180F 3.2SN OR BX | 1607500000 | C.35 |
| SL 3.50/02/180G 3.2SN OR BX | 1604470000 | C.35 |
| SL 3.50/02/90 3.2SN OR BX | 1597210000 | C.32 |
| SL 3.50/02/90F 3.2SN OR BX | 1607040000 | C.33 |
| SL 3.50/02/90G 3.2SN OR BX | 1605070000 | C.33 |
| SL 3.50/03/135F 3.2SN OR BX | 1643340000 | C.36 |
| SL 3.50/03/180 3.2SN OR BX | 1604780000 | C.34 |
| SL 3.50/03/180F 3.2SN OR BX | 1607510000 | C.35 |
| SL 3.50/03/180G 3.2SN OR BX | 1604480000 | C.35 |
| SL 3.50/03/90 3.2SN OR BX | 1597220000 | C.32 |
| SL 3.50/03/90F 3.2SN OR BX | 1607050000 | C.33 |
| SL 3.50/03/90G 3.2SN OR BX | 1605080000 | C.33 |
| SL 3.50/04/135F 3.2SN OR BX | 1643350000 | C.36 |
| SL 3.50/04/180 3.2SN OR BX | 1604790000 | C.34 |
| SL 3.50/04/180F 3.2SN OR BX | 1607520000 | C.35 |
| SL 3.50/04/180G 3.2SN OR BX | 1604490000 | C.35 |
| SL 3.50/04/90 3.2SN OR BX | 1597230000 | C.32 |
| SL 3.50/04/90F 3.2SN OR BX | 1607060000 | C.33 |
| SL 3.50/04/90G 3.2SN OR BX | 1605090000 | C.33 |
| SL 3.50/05/135F 3.2SN OR BX | 1643360000 | C.36 |
| SL 3.50/05/180 3.2SN OR BX | 1604800000 | C.34 |
| SL 3.50/05/180F 3.2SN OR BX | 1607530000 | C.35 |
| SL 3.50/05/180G 3.2SN OR BX | 1604500000 | C.35 |
| SL 3.50/05/90 3.2SN OR BX | 1597240000 | C.32 |
| SL 3.50/05/90F 3.2SN OR BX | 1607070000 | C.33 |
| SL 3.50/05/90G 3.2SN OR BX | 1605100000 | C.33 |
| SL 3.50/06/135F 3.2SN OR BX | 1643370000 | C.36 |
| SL 3.50/06/180 3.2SN OR BX | 1604810000 | C.34 |
| SL 3.50/06/180F 3.2SN OR BX | 1607540000 | C.35 |
| SL 3.50/06/180G 3.2SN OR BX | 1604510000 | C.35 |
| SL 3.50/06/90 3.2SN OR BX | 1597250000 | C.32 |
| SL 3.50/06/90F 3.2SN OR BX | 1607080000 | C.33 |
| SL 3.50/06/90G 3.2SN OR BX | 1605110000 | C.33 |
| SL 3.50/07/135F 3.2SN OR BX | 1643380000 | C.36 |
| SL 3.50/07/180 3.2SN OR BX | 1604820000 | C.34 |
| SL 3.50/07/180F 3.2SN OR BX | 1607550000 | C.35 |
| SL 3.50/07/180G 3.2SN OR BX | 1604520000 | C.35 |
| SL 3.50/07/90 3.2SN OR BX | 1597260000 | C.32 |
| SL 3.50/07/90F 3.2SN OR BX | 1607090000 | C.33 |
| SL 3.50/07/90G 3.2SN OR BX | 1605120000 | C.33 |
| SL 3.50/08/135F 3.2SN OR BX | 1643390000 | C.36 |
| SL 3.50/08/180 3.2SN OR BX | 1604830000 | C.34 |
| SL 3.50/08/180F 3.2SN OR BX | 1607560000 | C.35 |
| SL 3.50/08/180G 3.2SN OR BX | 1604530000 | C.35 |
| SL 3.50/08/90 3.2SN OR BX | 1597270000 | C.32 |
| SL 3.50/08/90F 3.2SN OR BX | 1607100000 | C.33 |
| SL 3.50/08/90G 3.2SN OR BX | 1605130000 | C.33 |
| SL 3.50/09/135F 3.2SN OR BX | 1643400000 | C.36 |
| SL 3.50/09/180 3.2SN OR BX | 1604840000 | C.34 |
| SL 3.50/09/180F 3.2SN OR BX | 1607570000 | C.35 |
| SL 3.50/09/180G 3.2SN OR BX | 1604540000 | C.35 |
| SL 3.50/09/90 3.2SN OR BX | 1597280000 | C.32 |
| SL 3.50/09/90F 3.2SN OR BX | 1607110000 | C.33 |
| SL 3.50/09/90G 3.2SN OR BX | 1605140000 | C.33 |
| SL 3.50/10/135F 3.2SN OR BX | 1643410000 | C.36 |
| SL 3.50/10/180 3.2SN OR BX | 1604850000 | C.34 |
| SL 3.50/10/180F 3.2SN OR BX | 1607580000 | C.35 |
| SL 3.50/10/180G 3.2SN OR BX | 1604550000 | C.35 |
| SL 3.50/10/90 3.2SN OR BX | 1597290000 | C.32 |
| SL 3.50/10/90F 3.2SN OR BX | 1607120000 | C.33 |
| SL 3.50/10/90G 3.2SN OR BX | 1605150000 | C.33 |
| SL 3.50/11/135F 3.2SN OR BX | 1643420000 | C.36 |
| SL 3.50/11/180 3.2SN OR BX | 1604860000 | C.34 |
| SL 3.50/11/180F 3.2SN OR BX | 1607590000 | C.35 |
| SL 3.50/11/180G 3.2SN OR BX | 1604560000 | C.35 |
| SL 3.50/11/90 3.2SN OR BX | 1597300000 | C.32 |
| SL 3.50/11/90F 3.2SN OR BX | 1607130000 | C.33 |
| SL 3.50/11/90G 3.2SN OR BX | 1605160000 | C.33 |
| SL 3.50/12/135F 3.2SN OR BX | 1643430000 | C.36 |
| SL 3.50/12/180 3.2SN OR BX | 1604870000 | C.34 |
| SL 3.50/12/180F 3.2SN OR BX | 1607600000 | C.35 |
| SL 3.50/12/180G 3.2SN OR BX | 1604570000 | C.35 |
| SL 3.50/12/90 3.2SN OR BX | 1597310000 | C.32 |
| SL 3.50/12/90F 3.2SN OR BX | 1607140000 | C.33 |
| SL 3.50/12/90G 3.2SN OR BX | 1605170000 | C.33 |
| SL 3.50/13/135F 3.2SN OR BX | 1643440000 | C.36 |
| SL 3.50/13/180 3.2SN OR BX | 1604880000 | C.34 |
| SL 3.50/13/180F 3.2SN OR BX | 1607610000 | C.35 |
| SL 3.50/13/180G 3.2SN OR BX | 1604580000 | C.35 |
| SL 3.50/13/90 3.2SN OR BX | 1597320000 | C.32 |
| SL 3.50/13/90F 3.2SN OR BX | 1607150000 | C.33 |
| SL 3.50/13/90G 3.2SN OR BX | 1605180000 | C.33 |
| SL 3.50/14/135F 3.2SN OR BX | 1643450000 | C.36 |
| SL 3.50/14/180 3.2SN OR BX | 1604890000 | C.34 |
| SL 3.50/14/180F 3.2SN OR BX | 1607620000 | C.35 |
| SL 3.50/14/180G 3.2SN OR BX | 1604590000 | C.35 |
| SL 3.50/14/90 3.2SN OR BX | 1597330000 | C.32 |
| SL 3.50/14/90F 3.2SN OR BX | 1607160000 | C.33 |
| SL 3.50/14/90G 3.2SN OR BX | 1605190000 | C.33 |
| SL 3.50/15/135F 3.2SN OR BX | 1643460000 | C.36 |
| SL 3.50/15/180 3.2SN OR BX | 1604900000 | C.34 |
| SL 3.50/15/180F 3.2SN OR BX | 1607630000 | C.35 |
| SL 3.50/15/180G 3.2SN OR BX | 1604600000 | C.35 |
| SL 3.50/15/90 3.2SN OR BX | 1597340000 | C.32 |
| SL 3.50/15/90F 3.2SN OR BX | 1607170000 | C.33 |
| SL 3.50/15/90G 3.2SN OR BX | 1605200000 | C.33 |
| SL 3.50/16/135F 3.2SN OR BX | 1643470000 | C.36 |
| SL 3.50/16/180 3.2SN OR BX | 1604910000 | C.34 |
| SL 3.50/16/180F 3.2SN OR BX | 1607640000 | C.35 |
| SL 3.50/16/180G 3.2SN OR BX | 1604610000 | C.35 |
| SL 3.50/16/90 3.2SN OR BX | 1597350000 | C.32 |
| SL 3.50/16/90F 3.2SN OR BX | 1607180000 | C.33 |
| SL 3.50/16/90G 3.2SN OR BX | 1605210000 | C.33 |
| SL 3.50/17/135F 3.2SN OR BX | 1643480000 | C.36 |
| SL 3.50/17/180 3.2SN OR BX | 1621400000 | C.34 |
| SL 3.50/17/180F 3.2SN OR BX | 1622180000 | C.35 |
| SL 3.50/17/180G 3.2SN OR BX | 1621790000 | C.35 |
| SL 3.50/17/90 3.2SN OR BX | 1618990000 | C.32 |
| SL 3.50/17/90F 3.2SN OR BX | 1619770000 | C.33 |
| SL 3.50/17/90G 3.2SN OR BX | 1619380000 | C.33 |
| SL 3.50/18/135F 3.2SN OR BX | 1643490000 | C.36 |
| SL 3.50/18/180 3.2SN OR BX | 1621410000 | C.34 |
| SL 3.50/18/180F 3.2SN OR BX | 1622190000 | C.35 |
| SL 3.50/18/180G 3.2SN OR BX | 1621800000 | C.35 |
| SL 3.50/18/90 3.2SN OR BX | 1619000000 | C.32 |
| SL 3.50/18/90F 3.2SN OR BX | 1619780000 | C.33 |
| SL 3.50/18/90G 3.2SN OR BX | 1619390000 | C.33 |
| SL 3.50/19/135F 3.2SN OR BX | 1643500000 | C.36 |
| SL 3.50/19/180 3.2SN OR BX | 1621420000 | C.34 |
| SL 3.50/19/180F 3.2SN OR BX | 1622200000 | C.35 |
| SL 3.50/19/180G 3.2SN OR BX | 1621810000 | C.35 |
| SL 3.50/19/90 3.2SN OR BX | 1619010000 | C.32 |
| SL 3.50/19/90F 3.2SN OR BX | 1619790000 | C.33 |
| SL 3.50/19/90G 3.2SN OR BX | 1619400000 | C.33 |
| SL 3.50/20/135F 3.2SN OR BX | 1643510000 | C.36 |
| SL 3.50/20/180 3.2SN OR BX | 1621430000 | C.34 |
| SL 3.50/20/180F 3.2SN OR BX | 1622210000 | C.35 |
| SL 3.50/20/180G 3.2SN OR BX | 1621820000 | C.35 |
| SL 3.50/20/90 3.2SN OR BX | 1619020000 | C.32 |
| SL 3.50/20/90F 3.2SN OR BX | 1619800000 | C.33 |
| SL 3.50/20/90G 3.2SN OR BX | 1619410000 | C.33 |
| SL 3.50/21/135F 3.2SN OR BX | 1643520000 | C.36 |
| SL 3.50/21/180 3.2SN OR BX | 1621440000 | C.34 |
| SL 3.50/21/180F 3.2SN OR BX | 1622220000 | C.35 |
| SL 3.50/21/180G 3.2SN OR BX | 1621830000 | C.35 |
| SL 3.50/21/90 3.2SN OR BX | 1619030000 | C.32 |
| SL 3.50/21/90F 3.2SN OR BX | 1619810000 | C.33 |
| SL 3.50/21/90G 3.2SN OR BX | 1619420000 | C.33 |
| SL 3.50/22/135F 3.2SN OR BX | 1643530000 | C.36 |
| SL 3.50/22/180 3.2SN OR BX | 1621450000 | C.34 |
| SL 3.50/22/180F 3.2SN OR BX | 1622230000 | C.35 |
| SL 3.50/22/180G 3.2SN OR BX | 1621840000 | C.35 |
| SL 3.50/22/90 3.2SN OR BX | 1619040000 | C.32 |
| SL 3.50/22/90F 3.2SN OR BX | 1619820000 | C.33 |
| SL 3.50/22/90G 3.2SN OR BX | 1619430000 | C.33 |
| SL 3.50/23/135F 3.2SN OR BX | 1643540000 | C.36 |
| SL 3.50/23/180 3.2SN OR BX | 1621460000 | C.34 |
| SL 3.50/23/180F 3.2SN OR BX | 1622240000 | C.35 |
| SL 3.50/23/180G 3.2SN OR BX | 1621850000 | C.35 |
| SL 3.50/23/90 3.2SN OR BX | 1619050000 | C.32 |
| SL 3.50/23/90F 3.2SN OR BX | 1619830000 | C.33 |
| SL 3.50/23/90G 3.2SN OR BX | 1619440000 | C.33 |
| SL 3.50/24/135F 3.2SN OR BX | 1643550000 | C.36 |
| SL 3.50/24/180 3.2SN OR BX | 1621470000 | C.34 |
| SL 3.50/24/180F 3.2SN OR BX | 1622250000 | C.35 |
| SL 3.50/24/180G 3.2SN OR BX | 1621860000 | C.35 |
| SL 3.50/24/90 3.2SN OR BX | 1619060000 | C.32 |
| SL 3.50/24/90F 3.2SN OR BX | 1619840000 | C.33 |
| SL 3.50/24/90G 3.2SN OR BX | 1619450000 | C.33 |
| SL 5.00/02/135 3.2SN OR BX | 1630250000 | C.148 |
| SL 5.00/02/135B 3.2SN OR BX | 1630480000 | C.149 |
| SL 5.00/02/180 3.2SN OR BX | 1581320000 | C.146 |
| SL 5.00/02/180B 3.2SN OR BX | 1581780000 | C.147 |
| SL 5.00/02/90 3.2SN OR BX | 1571130000 | C.144 |
| SL 5.00/02/90B 3.2SN OR BX | 1580860000 | C.145 |
| SL 5.00/03/135 3.2SN OR BX | 1630260000 | C.148 |
| SL 5.00/03/135B 3.2SN OR BX | 1630490000 | C.149 |
| SL 5.00/03/180 3.2SN OR BX | 1581330000 | C.146 |
| SL 5.00/03/180B 3.2SN OR BX | 1581790000 | C.147 |
| SL 5.00/03/90 3.2SN OR BX | 1571140000 | C.144 |
| SL 5.00/03/90B 3.2SN OR BX | 1580870000 | C.145 |
| SL 5.00/04/135 3.2SN OR BX | 1630270000 | C.148 |
| SL 5.00/04/135B 3.2SN OR BX | 1630500000 | C.149 |
| SL 5.00/04/180 3.2SN OR BX | 1581340000 | C.146 |
| SL 5.00/04/180B 3.2SN OR BX | 1581800000 | C.147 |
| SL 5.00/04/90 3.2SN OR BX | 1571150000 | C.144 |
| SL 5.00/04/90B 3.2SN OR BX | 1580880000 | C.145 |
| SL 5.00/05/135 3.2SN OR BX | 1630280000 | C.148 |
| SL 5.00/05/135B 3.2SN OR BX | 1630510000 | C.149 |
| SL 5.00/05/180 3.2SN OR BX | 1581350000 | C.146 |
| SL 5.00/05/180B 3.2SN OR BX | 1581810000 | C.147 |
| SL 5.00/05/90 3.2SN OR BX | 1571160000 | C.144 |
| SL 5.00/05/90B 3.2SN OR BX | 1580890000 | C.145 |
| SL 5.00/06/135 3.2SN OR BX | 1630290000 | C.148 |
| SL 5.00/06/135B 3.2SN OR BX | 1630520000 | C.149 |
| SL 5.00/06/180 3.2SN OR BX | 1581360000 | C.146 |
| SL 5.00/06/180B 3.2SN OR BX | 1581820000 | C.147 |
| SL 5.00/06/90 3.2SN OR BX | 1571170000 | C.144 |
| SL 5.00/06/90B 3.2SN OR BX | 1580900000 | C.145 |
| SL 5.00/07/135 3.2SN OR BX | 1630300000 | C.148 |
| SL 5.00/07/135B 3.2SN OR BX | 1630530000 | C.149 |
| SL 5.00/07/180 3.2SN OR BX | 1581370000 | C.146 |
| SL 5.00/07/180B 3.2SN OR BX | 1581830000 | C.147 |
| SL 5.00/07/90 3.2SN OR BX | 1571180000 | C.144 |
| SL 5.00/07/90B 3.2SN OR BX | 1580910000 | C.145 |
| SL 5.00/08/135 3.2SN OR BX | 1630310000 | C.148 |
| SL 5.00/08/135B 3.2SN OR BX | 1630540000 | C.149 |
| SL 5.00/08/180 3.2SN OR BX | 1581380000 | C.146 |
| SL 5.00/08/180B 3.2SN OR BX | 1581840000 | C.147 |
| SL 5.00/08/90 3.2SN OR BX | 1571190000 | C.144 |
| SL 5.00/08/90B 3.2SN OR BX | 1580920000 | C.145 |
| SL 5.00/09/135 3.2SN OR BX | 1630320000 | C.148 |
| SL 5.00/09/135B 3.2SN OR BX | 1630550000 | C.149 |
| SL 5.00/09/180 3.2SN OR BX | 1581390000 | C.146 |
| SL 5.00/09/180B 3.2SN OR BX | 1581850000 | C.147 |
| SL 5.00/09/90 3.2SN OR BX | 1571200000 | C.144 |
| SL 5.00/09/90B 3.2SN OR BX | 1580930000 | C.145 |
| SL 5.00/10/135 3.2SN OR BX | 1630330000 | C.148 |
| SL 5.00/10/135B 3.2SN OR BX | 1630560000 | C.149 |
| SL 5.00/10/180 3.2SN OR BX | 1581400000 | C.146 |
| SL 5.00/10/180B 3.2SN OR BX | 1581860000 | C.147 |
| SL 5.00/10/90 3.2SN OR BX | 1571210000 | C.144 |
| SL 5.00/10/90B 3.2SN OR BX | 1580940000 | C.145 |
| SL 5.00/11/135 3.2SN OR BX | 1630340000 | C.148 |
| SL 5.00/11/135B 3.2SN OR BX | 1630570000 | C.149 |
| SL 5.00/11/180 3.2SN OR BX | 1581410000 | C.146 |
| SL 5.00/11/180B 3.2SN OR BX | 1581870000 | C.147 |
| SL 5.00/11/90 3.2SN OR BX | 1571220000 | C.144 |
| SL 5.00/11/90B 3.2SN OR BX | 1580950000 | C.145 |
| SL 5.00/12/135 3.2SN OR BX | 1630350000 | C.148 |
| SL 5.00/12/135B 3.2SN OR BX | 1630580000 | C.149 |
| SL 5.00/12/180 3.2SN OR BX | 1581420000 | C.146 |
| SL 5.00/12/180B 3.2SN OR BX | 1581880000 | C.147 |
| SL 5.00/12/90 3.2SN OR BX | 1571110000 | C.144 |
| SL 5.00/12/90B 3.2SN OR BX | 1580960000 | C.145 |
| SL 5.00/13/135 3.2SN OR BX | 1630360000 | C.148 |
| SL 5.00/13/135B 3.2SN OR BX | 1630590000 | C.149 |
| SL 5.00/13/180 3.2SN OR BX | 1581430000 | C.146 |
| SL 5.00/13/180B 3.2SN OR BX | 1581890000 | C.147 |
| SL 5.00/13/90 3.2SN OR BX | 1571230000 | C.144 |
| SL 5.00/13/90B 3.2SN OR BX | 1580970000 | C.145 |
| SL 5.00/14/135 3.2SN OR BX | 1630370000 | C.148 |
| SL 5.00/14/135B 3.2SN OR BX | 1630600000 | C.149 |
| SL 5.00/14/180 3.2SN OR BX | 1581440000 | C.146 |
| SL 5.00/14/180B 3.2SN OR BX | 1581900000 | C.147 |
| SL 5.00/14/90 3.2SN OR BX | 1571240000 | C.144 |
| SL 5.00/14/90B 3.2SN OR BX | 1580980000 | C.145 |
| SL 5.00/15/135 3.2SN OR BX | 1630380000 | C.148 |
| SL 5.00/15/135B 3.2SN OR BX | 1630610000 | C.149 |
| SL 5.00/15/180 3.2SN OR BX | 1581450000 | C.146 |
| SL 5.00/15/180B 3.2SN OR BX | 1581910000 | C.147 |
| SL 5.00/15/90 3.2SN OR BX | 1571250000 | C.144 |
| SL 5.00/15/90B 3.2SN OR BX | 1580990000 | C.145 |
| SL 5.00/16/135 3.2SN OR BX | 1630390000 | C.148 |
| SL 5.00/16/135B 3.2SN OR BX | 1630620000 | C.149 |
| SL 5.00/16/180 3.2SN OR BX | 1581460000 | C.146 |
| SL 5.00/16/180B 3.2SN OR BX | 1581920000 | C.147 |
| SL 5.00/16/90 3.2SN OR BX | 1571260000 | C.144 |
| SL 5.00/16/90B 3.2SN OR BX | 1581000000 | C.145 |
| SL 5.00/17/135 3.2SN OR BX | 1630400000 | C.148 |
| SL 5.00/17/135B 3.2SN OR BX | 1630630000 | C.149 |
| SL 5.00/17/180 3.2SN OR BX | 1581470000 | C.146 |
| SL 5.00/17/180B 3.2SN OR BX | 1581930000 | C.147 |
| SL 5.00/17/90 3.2SN OR BX | 1571270000 | C.144 |
| SL 5.00/17/90B 3.2SN OR BX | 1581010000 | C.145 |
| SL 5.00/18/135 3.2SN OR BX | 1630410000 | C.148 |
| SL 5.00/18/135B 3.2SN OR BX | 1630640000 | C.149 |
| SL 5.00/18/180 3.2SN OR BX | 1581480000 | C.146 |
| SL 5.00/18/180B 3.2SN OR BX | 1581940000 | C.147 |
| SL 5.00/18/90 3.2SN OR BX | 1571280000 | C.144 |
| SL 5.00/18/90B 3.2SN OR BX | 1581020000 | C.145 |
| SL 5.00/19/135 3.2SN OR BX | 1630420000 | C.148 |
| SL 5.00/19/135B 3.2SN OR BX | 1630650000 | C.149 |
| SL 5.00/19/180 3.2SN OR BX | 1581490000 | C.146 |
| SL 5.00/19/180B 3.2SN OR BX | 1581950000 | C.147 |
| SL 5.00/19/90 3.2SN OR BX | 1571290000 | C.144 |
| SL 5.00/19/90B 3.2SN OR BX | 1581030000 | C.145 |
| SL 5.00/20/135 3.2SN OR BX | 1630430000 | C.148 |
| SL 5.00/20/135B 3.2SN OR BX | 1630660000 | C.149 |





«ЭЛЕКТРО-ПРОФИ» - http://www.ep.ru

| Type | Order No. | Page |
|---|---|---|
| SL 5.00/20/180 3.2SN OR BX | 1581500000 | C.146 |
| SL 5.00/20/180B 3.2SN OR BX | 1581960000 | C.147 |
| SL 5.00/20/90 3.2SN OR BX | 1571300000 | C.144 |
| SL 5.00/20/90B 3.2SN OR BX | 1581040000 | C.145 |
| SL 5.00/21/135 3.2SN OR BX | 1630440000 | C.148 |
| SL 5.00/21/135B 3.2SN OR BX | 1630670000 | C.149 |
| SL 5.00/21/180 3.2SN OR BX | 1581510000 | C.146 |
| SL 5.00/21/180B 3.2SN OR BX | 1581970000 | C.147 |
| SL 5.00/21/90 3.2SN OR BX | 1571310000 | C.144 |
| SL 5.00/21/90B 3.2SN OR BX | 1581050000 | C.145 |
| SL 5.00/22/135 3.2SN OR BX | 1630450000 | C.148 |
| SL 5.00/22/135B 3.2SN OR BX | 1630680000 | C.149 |
| SL 5.00/22/180 3.2SN OR BX | 1581520000 | C.146 |
| SL 5.00/22/180B 3.2SN OR BX | 1581980000 | C.147 |
| SL 5.00/22/90 3.2SN OR BX | 1571320000 | C.144 |
| SL 5.00/22/90B 3.2SN OR BX | 1581060000 | C.145 |
| SL 5.00/23/135 3.2SN OR BX | 1630460000 | C.148 |
| SL 5.00/23/135B 3.2SN OR BX | 1630690000 | C.149 |
| SL 5.00/23/180 3.2SN OR BX | 1581530000 | C.146 |
| SL 5.00/23/180B 3.2SN OR BX | 1581990000 | C.147 |
| SL 5.00/23/90 3.2SN OR BX | 1571330000 | C.144 |
| SL 5.00/23/90B 3.2SN OR BX | 1581070000 | C.145 |
| SL 5.00/24/135 3.2SN OR BX | 1630470000 | C.148 |
| SL 5.00/24/135B 3.2SN OR BX | 1630700000 | C.149 |
| SL 5.00/24/180 3.2SN OR BX | 1581540000 | C.146 |
| SL 5.00/24/180B 3.2SN OR BX | 1582000000 | C.147 |
| SL 5.00/24/90 3.2SN OR BX | 1571340000 | C.144 |
| SL 5.00/24/90B 3.2SN OR BX | 1581080000 | C.145 |
| SL 5.08HC/02/180 3.2SN BK BX | 1148080000 | C.192 |
| SL 5.08HC/02/180 3.2SN OR BX | 1146320000 | C.192 |
| SL 5.08HC/02/180B 3.2SN BK BX | 1149400000 | C.193 |
| SL 5.08HC/02/180B 3.2SN OR BX | 1147300000 | C.193 |
| SL 5.08HC/02/180F 3.2SN BK BX | 1148490000 | C.194 |
| SL 5.08HC/02/180F 3.2SN OR BX | 1147130000 | C.194 |
| SL 5.08HC/02/180G 3.2SN BK BX | 1148630000 | C.193 |
| SL 5.08HC/02/180G 3.2SN OR BX | 1146730000 | C.193 |
| SL 5.08HC/02/180LF 3.2SN BK BX | 1149220000 | C.195 |
| SL 5.08HC/02/180LF 3.2SN OR BX | 1147890000 | C.195 |
| SL 5.08HC/02/90 3.2SN BK BX | 1155030000 | C.188 |
| SL 5.08HC/02/90 3.2SN OR BX | 1146720000 | C.188 |
| SL 5.08HC/02/90B 3.2SN BK BX | 1155580000 | C.189 |
| SL 5.08HC/02/90B 3.2SN OR BX | 1148030000 | C.189 |
| SL 5.08HC/02/90F 3.2SN BK BX | 1150090000 | C.190 |
| SL 5.08HC/02/90F 3.2SN OR BX | 1148610000 | C.190 |
| SL 5.08HC/02/90G 3.2SN BK BX | 1155320000 | C.189 |
| SL 5.08HC/02/90G 3.2SN OR BX | 1147280000 | C.189 |
| SL 5.08HC/02/90LF 3.2SN BK BX | 1150340000 | C.191 |
| SL 5.08HC/02/90LF 3.2SN OR BX | 1149380000 | C.191 |
| SL 5.08HC/03/180 3.2SN BK BX | 1148110000 | C.192 |
| SL 5.08HC/03/180 3.2SN OR BX | 1146340000 | C.192 |
| SL 5.08HC/03/180B 3.2SN BK BX | 1149430000 | C.193 |
| SL 5.08HC/03/180B 3.2SN OR BX | 1147330000 | C.193 |
| SL 5.08HC/03/180F 3.2SN BK BX | 1148520000 | C.194 |
| SL 5.08HC/03/180F 3.2SN OR BX | 1147170000 | C.194 |
| SL 5.08HC/03/180G 3.2SN BK BX | 1148670000 | C.193 |
| SL 5.08HC/03/180G 3.2SN OR BX | 1146750000 | C.193 |
| SL 5.08HC/03/180LF 3.2SN BK BX | 1149250000 | C.195 |
| SL 5.08HC/03/180LF 3.2SN OR BX | 1147920000 | C.195 |
| SL 5.08HC/03/90 3.2SN BK BX | 1155040000 | C.188 |
| SL 5.08HC/03/90 3.2SN OR BX | 1146740000 | C.188 |
| SL 5.08HC/03/90B 3.2SN BK BX | 1155590000 | C.189 |
| SL 5.08HC/03/90B 3.2SN OR BX | 1148070000 | C.189 |
| SL 5.08HC/03/90F 3.2SN BK BX | 1150100000 | C.190 |
| SL 5.08HC/03/90F 3.2SN OR BX | 1148640000 | C.190 |
| SL 5.08HC/03/90G 3.2SN BK BX | 1155330000 | C.189 |
| SL 5.08HC/03/90G 3.2SN OR BX | 1147310000 | C.189 |
| SL 5.08HC/03/90LF 3.2SN BK BX | 1150350000 | C.191 |
| SL 5.08HC/03/90LF 3.2SN OR BX | 1149410000 | C.191 |
| SL 5.08HC/04/180 3.2SN BK BX | 1148140000 | C.192 |
| SL 5.08HC/04/180 3.2SN OR BX | 1146380000 | C.192 |
| SL 5.08HC/04/180B 3.2SN BK BX | 1149470000 | C.193 |
| SL 5.08HC/04/180B 3.2SN OR BX | 1147360000 | C.193 |
| SL 5.08HC/04/180F 3.2SN BK BX | 1148540000 | C.194 |
| SL 5.08HC/04/180F 3.2SN OR BX | 1147200000 | C.194 |
| SL 5.08HC/04/180G 3.2SN BK BX | 1148700000 | C.193 |
| SL 5.08HC/04/180G 3.2SN OR BX | 1146780000 | C.193 |
| SL 5.08HC/04/180LF 3.2SN BK BX | 1149290000 | C.195 |
| SL 5.08HC/04/180LF 3.2SN OR BX | 1147950000 | C.195 |
| SL 5.08HC/04/90 3.2SN BK BX | 1155050000 | C.188 |
| SL 5.08HC/04/90 3.2SN OR BX | 1146770000 | C.188 |
| SL 5.08HC/04/90B 3.2SN BK BX | 1155600000 | C.189 |
| SL 5.08HC/04/90B 3.2SN OR BX | 1148100000 | C.189 |
| SL 5.08HC/04/90F 3.2SN BK BX | 1150110000 | C.190 |
| SL 5.08HC/04/90F 3.2SN OR BX | 1148680000 | C.190 |
| SL 5.08HC/04/90G 3.2SN BK BX | 1155340000 | C.189 |
| SL 5.08HC/04/90G 3.2SN OR BX | 1147340000 | C.189 |
| SL 5.08HC/04/90LF 3.2SN BK BX | 1150370000 | C.191 |
| SL 5.08HC/04/90LF 3.2SN OR BX | 1149440000 | C.191 |
| SL 5.08HC/05/180 3.2SN BK BX | 1148180000 | C.192 |
| SL 5.08HC/05/180 3.2SN OR BX | 1146410000 | C.192 |
| SL 5.08HC/05/180B 3.2SN BK BX | 1149500000 | C.193 |
| SL 5.08HC/05/180B 3.2SN OR BX | 1147390000 | C.193 |
| SL 5.08HC/05/180F 3.2SN BK BX | 1148570000 | C.194 |
| SL 5.08HC/05/180F 3.2SN OR BX | 1147230000 | C.194 |
| SL 5.08HC/05/180G 3.2SN BK BX | 1148730000 | C.193 |
| SL 5.08HC/05/180G 3.2SN OR BX | 1146800000 | C.193 |
| SL 5.08HC/05/180LF 3.2SN BK BX | 1149320000 | C.195 |
| SL 5.08HC/05/180LF 3.2SN OR BX | 1147990000 | C.195 |
| SL 5.08HC/05/90 3.2SN BK BX | 1155060000 | C.188 |
| SL 5.08HC/05/90 3.2SN OR BX | 1146790000 | C.188 |
| SL 5.08HC/05/90B 3.2SN BK BX | 1155610000 | C.189 |
| SL 5.08HC/05/90B 3.2SN OR BX | 1148130000 | C.189 |
| SL 5.08HC/05/90F 3.2SN BK BX | 1150120000 | C.190 |
| SL 5.08HC/05/90F 3.2SN OR BX | 1148710000 | C.190 |
| SL 5.08HC/05/90G 3.2SN BK BX | 1155350000 | C.189 |
| SL 5.08HC/05/90G 3.2SN OR BX | 1147370000 | C.189 |
| SL 5.08HC/05/90LF 3.2SN BK BX | 1150380000 | C.191 |
| SL 5.08HC/05/90LF 3.2SN OR BX | 1149480000 | C.191 |
| SL 5.08HC/06/180 3.2SN BK BX | 1148210000 | C.192 |
| SL 5.08HC/06/180 3.2SN OR BX | 1146450000 | C.192 |
| SL 5.08HC/06/180B 3.2SN BK BX | 1149530000 | C.193 |
| SL 5.08HC/06/180B 3.2SN OR BX | 1147430000 | C.193 |
| SL 5.08HC/06/180F 3.2SN BK BX | 1148590000 | C.194 |
| SL 5.08HC/06/180F 3.2SN OR BX | 1147260000 | C.194 |
| SL 5.08HC/06/180G 3.2SN BK BX | 1148770000 | C.193 |
| SL 5.08HC/06/180G 3.2SN OR BX | 1146820000 | C.193 |
| SL 5.08HC/06/180LF 3.2SN BK BX | 1149350000 | C.195 |
| SL 5.08HC/06/180LF 3.2SN OR BX | 1148020000 | C.195 |
| SL 5.08HC/06/90 3.2SN BK BX | 1155070000 | C.188 |
| SL 5.08HC/06/90 3.2SN OR BX | 1146810000 | C.188 |
| SL 5.08HC/06/90B 3.2SN BK BX | 1155620000 | C.189 |
| SL 5.08HC/06/90B 3.2SN OR BX | 1148170000 | C.189 |
| SL 5.08HC/06/90F 3.2SN BK BX | 1150130000 | C.190 |
| SL 5.08HC/06/90F 3.2SN OR BX | 1148740000 | C.190 |
| SL 5.08HC/06/90G 3.2SN BK BX | 1155370000 | C.189 |
| SL 5.08HC/06/90G 3.2SN OR BX | 1147400000 | C.189 |
| SL 5.08HC/06/90LF 3.2SN BK BX | 1150390000 | C.191 |
| SL 5.08HC/06/90LF 3.2SN OR BX | 1149510000 | C.191 |
| SL 5.08HC/07/180 3.2SN BK BX | 1148230000 | C.192 |
| SL 5.08HC/07/180 3.2SN OR BX | 1146470000 | C.192 |
| SL 5.08HC/07/180B 3.2SN BK BX | 1149570000 | C.193 |
| SL 5.08HC/07/180B 3.2SN OR BX | 1147470000 | C.193 |
| SL 5.08HC/07/180F 3.2SN BK BX | 1148620000 | C.194 |
| SL 5.08HC/07/180F 3.2SN OR BX | 1147290000 | C.194 |
| SL 5.08HC/07/180G 3.2SN BK BX | 1148800000 | C.193 |
| SL 5.08HC/07/180G 3.2SN OR BX | 1146840000 | C.193 |
| SL 5.08HC/07/180LF 3.2SN BK BX | 1149390000 | C.195 |
| SL 5.08HC/07/180LF 3.2SN OR BX | 1148050000 | C.195 |
| SL 5.08HC/07/90 3.2SN BK BX | 1155080000 | C.188 |
| SL 5.08HC/07/90 3.2SN OR BX | 1146830000 | C.188 |
| SL 5.08HC/07/90B 3.2SN BK BX | 1155630000 | C.189 |
| SL 5.08HC/07/90B 3.2SN OR BX | 1148200000 | C.189 |
| SL 5.08HC/07/90F 3.2SN BK BX | 1150140000 | C.190 |
| SL 5.08HC/07/90F 3.2SN OR BX | 1148780000 | C.190 |
| SL 5.08HC/07/90G 3.2SN BK BX | 1155380000 | C.189 |
| SL 5.08HC/07/90G 3.2SN OR BX | 1147420000 | C.189 |
| SL 5.08HC/07/90LF 3.2SN BK BX | 1150400000 | C.191 |
| SL 5.08HC/07/90LF 3.2SN OR BX | 1149540000 | C.191 |
| SL 5.08HC/08/180 3.2SN BK BX | 1148250000 | C.192 |
| SL 5.08HC/08/180 3.2SN OR BX | 1146490000 | C.192 |
| SL 5.08HC/08/180B 3.2SN BK BX | 1149600000 | C.193 |
| SL 5.08HC/08/180B 3.2SN OR BX | 1147510000 | C.193 |
| SL 5.08HC/08/180F 3.2SN BK BX | 1148650000 | C.194 |
| SL 5.08HC/08/180F 3.2SN OR BX | 1147320000 | C.194 |
| SL 5.08HC/08/180G 3.2SN BK BX | 1148830000 | C.193 |
| SL 5.08HC/08/180G 3.2SN OR BX | 1146870000 | C.193 |
| SL 5.08HC/08/180LF 3.2SN BK BX | 1149420000 | C.195 |
| SL 5.08HC/08/180LF 3.2SN OR BX | 1148090000 | C.195 |
| SL 5.08HC/08/90 3.2SN BK BX | 1155090000 | C.188 |
| SL 5.08HC/08/90 3.2SN OR BX | 1146850000 | C.188 |
| SL 5.08HC/08/90B 3.2SN BK BX | 1155640000 | C.189 |
| SL 5.08HC/08/90B 3.2SN OR BX | 1154830000 | C.189 |
| SL 5.08HC/08/90F 3.2SN BK BX | 1150150000 | C.190 |
| SL 5.08HC/08/90F 3.2SN OR BX | 1148810000 | C.190 |
| SL 5.08HC/08/90G 3.2SN BK BX | 1155390000 | C.189 |
| SL 5.08HC/08/90G 3.2SN OR BX | 1147450000 | C.189 |
| SL 5.08HC/08/90LF 3.2SN BK BX | 1150410000 | C.191 |
| SL 5.08HC/08/90LF 3.2SN OR BX | 1149580000 | C.191 |
| SL 5.08HC/09/180 3.2SN BK BX | 1148270000 | C.192 |
| SL 5.08HC/09/180 3.2SN OR BX | 1146510000 | C.192 |
| SL 5.08HC/09/180B 3.2SN BK BX | 1149630000 | C.193 |
| SL 5.08HC/09/180B 3.2SN OR BX | 1147540000 | C.193 |
| SL 5.08HC/09/180F 3.2SN BK BX | 1148690000 | C.194 |
| SL 5.08HC/09/180F 3.2SN OR BX | 1147350000 | C.194 |
| SL 5.08HC/09/180G 3.2SN BK BX | 1148870000 | C.193 |
| SL 5.08HC/09/180G 3.2SN OR BX | 1146890000 | C.193 |
| SL 5.08HC/09/180LF 3.2SN BK BX | 1149450000 | C.195 |
| SL 5.08HC/09/180LF 3.2SN OR BX | 1148120000 | C.195 |
| SL 5.08HC/09/90 3.2SN BK BX | 1155100000 | C.188 |
| SL 5.08HC/09/90 3.2SN OR BX | 1146880000 | C.188 |
| SL 5.08HC/09/90B 3.2SN BK BX | 1155650000 | C.189 |
| SL 5.08HC/09/90B 3.2SN OR BX | 1154840000 | C.189 |
| SL 5.08HC/09/90F 3.2SN BK BX | 1150170000 | C.190 |
| SL 5.08HC/09/90F 3.2SN OR BX | 1148840000 | C.190 |
| SL 5.08HC/09/90G 3.2SN BK BX | 1155400000 | C.189 |
| SL 5.08HC/09/90G 3.2SN OR BX | 1147490000 | C.189 |
| SL 5.08HC/09/90LF 3.2SN BK BX | 1150420000 | C.191 |
| SL 5.08HC/09/90LF 3.2SN OR BX | 1149610000 | C.191 |
| SL 5.08HC/10/180 3.2SN BK BX | 1148290000 | C.192 |
| SL 5.08HC/10/180 3.2SN OR BX | 1146530000 | C.192 |
| SL 5.08HC/10/180B 3.2SN BK BX | 1149670000 | C.193 |
| SL 5.08HC/10/180B 3.2SN OR BX | 1147580000 | C.193 |
| SL 5.08HC/10/180F 3.2SN BK BX | 1148720000 | C.194 |
| SL 5.08HC/10/180F 3.2SN OR BX | 1147380000 | C.194 |
| SL 5.08HC/10/180G 3.2SN BK BX | 1148900000 | C.193 |
| SL 5.08HC/10/180G 3.2SN OR BX | 1146910000 | C.193 |
| SL 5.08HC/10/180LF 3.2SN BK BX | 1149490000 | C.195 |
| SL 5.08HC/10/180LF 3.2SN OR BX | 1148150000 | C.195 |
| SL 5.08HC/10/90 3.2SN BK BX | 1155130000 | C.188 |
| SL 5.08HC/10/90 3.2SN OR BX | 1146900000 | C.188 |
| SL 5.08HC/10/90B 3.2SN BK BX | 1155670000 | C.189 |
| SL 5.08HC/10/90B 3.2SN OR BX | 1154850000 | C.189 |
| SL 5.08HC/10/90F 3.2SN BK BX | 1150180000 | C.190 |
| SL 5.08HC/10/90F 3.2SN OR BX | 1148880000 | C.190 |
| SL 5.08HC/10/90G 3.2SN BK BX | 1155410000 | C.189 |
| SL 5.08HC/10/90G 3.2SN OR BX | 1147530000 | C.189 |
| SL 5.08HC/10/90LF 3.2SN BK BX | 1150430000 | C.191 |
| SL 5.08HC/10/90LF 3.2SN OR BX | 1149640000 | C.191 |
| SL 5.08HC/11/180 3.2SN BK BX | 1148310000 | C.192 |
| SL 5.08HC/11/180 3.2SN OR BX | 1146550000 | C.192 |
| SL 5.08HC/11/180B 3.2SN BK BX | 1149700000 | C.193 |
| SL 5.08HC/11/180B 3.2SN OR BX | 1147610000 | C.193 |
| SL 5.08HC/11/180F 3.2SN BK BX | 1148750000 | C.194 |
| SL 5.08HC/11/180F 3.2SN OR BX | 1147410000 | C.194 |
| SL 5.08HC/11/180G 3.2SN BK BX | 1148930000 | C.193 |
| SL 5.08HC/11/180G 3.2SN OR BX | 1146930000 | C.193 |
| SL 5.08HC/11/180LF 3.2SN BK BX | 1149520000 | C.195 |
| SL 5.08HC/11/180LF 3.2SN OR BX | 1148190000 | C.195 |
| SL 5.08HC/11/90 3.2SN BK BX | 1155140000 | C.188 |
| SL 5.08HC/11/90 3.2SN OR BX | 1146920000 | C.188 |
| SL 5.08HC/11/90B 3.2SN BK BX | 1155680000 | C.189 |
| SL 5.08HC/11/90B 3.2SN OR BX | 1154870000 | C.189 |
| SL 5.08HC/11/90F 3.2SN BK BX | 1150190000 | C.190 |
| SL 5.08HC/11/90F 3.2SN OR BX | 1148910000 | C.190 |
| SL 5.08HC/11/90G 3.2SN BK BX | 1155420000 | C.189 |
| SL 5.08HC/11/90G 3.2SN OR BX | 1147570000 | C.189 |
| SL 5.08HC/11/90LF 3.2SN BK BX | 1150440000 | C.191 |
| SL 5.08HC/11/90LF 3.2SN OR BX | 1149680000 | C.191 |
| SL 5.08HC/12/180 3.2SN BK BX | 1148330000 | C.192 |
| SL 5.08HC/12/180 3.2SN OR BX | 1146570000 | C.192 |
| SL 5.08HC/12/180B 3.2SN BK BX | 1149730000 | C.193 |
| SL 5.08HC/12/180B 3.2SN OR BX | 1147640000 | C.193 |
| SL 5.08HC/12/180F 3.2SN BK BX | 1148790000 | C.194 |
| SL 5.08HC/12/180F 3.2SN OR BX | 1147440000 | C.194 |
| SL 5.08HC/12/180G 3.2SN BK BX | 1148970000 | C.193 |
| SL 5.08HC/12/180G 3.2SN OR BX | 1146950000 | C.193 |
| SL 5.08HC/12/180LF 3.2SN BK BX | 1149550000 | C.195 |
| SL 5.08HC/12/180LF 3.2SN OR BX | 1148220000 | C.195 |
| SL 5.08HC/12/90 3.2SN BK BX | 1155150000 | C.188 |
| SL 5.08HC/12/90 3.2SN OR BX | 1146940000 | C.188 |
| SL 5.08HC/12/90B 3.2SN BK BX | 1155690000 | C.189 |
| SL 5.08HC/12/90B 3.2SN OR BX | 1154880000 | C.189 |
| SL 5.08HC/12/90F 3.2SN BK BX | 1150200000 | C.190 |
| SL 5.08HC/12/90F 3.2SN OR BX | 1148940000 | C.190 |
| SL 5.08HC/12/90G 3.2SN BK BX | 1155430000 | C.189 |
| SL 5.08HC/12/90G 3.2SN OR BX | 1147600000 | C.189 |
| SL 5.08HC/12/90LF 3.2SN BK BX | 1150450000 | C.191 |
| SL 5.08HC/12/90LF 3.2SN OR BX | 1149710000 | C.191 |
| SL 5.08HC/13/180 3.2SN BK BX | 1148350000 | C.192 |
| SL 5.08HC/13/180 3.2SN OR BX | 1146580000 | C.192 |
| SL 5.08HC/13/180B 3.2SN BK BX | 1149770000 | C.193 |
| SL 5.08HC/13/180B 3.2SN OR BX | 1147670000 | C.193 |
| SL 5.08HC/13/180F 3.2SN BK BX | 1148820000 | C.194 |
| SL 5.08HC/13/180F 3.2SN OR BX | 1147480000 | C.194 |
| SL 5.08HC/13/180G 3.2SN BK BX | 1149000000 | C.193 |
| SL 5.08HC/13/180G 3.2SN OR BX | 1146980000 | C.193 |
| SL 5.08HC/13/180LF 3.2SN BK BX | 1149590000 | C.195 |
| SL 5.08HC/13/180LF 3.2SN OR BX | 1148240000 | C.195 |
| SL 5.08HC/13/90 3.2SN BK BX | 1155170000 | C.188 |
| SL 5.08HC/13/90 3.2SN OR BX | 1146970000 | C.188 |
| SL 5.08HC/13/90B 3.2SN BK BX | 1155700000 | C.189 |
| SL 5.08HC/13/90B 3.2SN OR BX | 1154890000 | C.189 |
| SL 5.08HC/13/90F 3.2SN BK BX | 1150210000 | C.190 |
| SL 5.08HC/13/90F 3.2SN OR BX | 1148980000 | C.190 |
| SL 5.08HC/13/90G 3.2SN BK BX | 1155440000 | C.189 |
| SL 5.08HC/13/90G 3.2SN OR BX | 1147630000 | C.189 |
| SL 5.08HC/13/90LF 3.2SN BK BX | 1150470000 | C.191 |
| SL 5.08HC/13/90LF 3.2SN OR BX | 1149740000 | C.191 |
| SL 5.08HC/14/180 3.2SN BK BX | 1148370000 | C.192 |
| SL 5.08HC/14/180 3.2SN OR BX | 1146590000 | C.192 |
| SL 5.08HC/14/180B 3.2SN BK BX | 1149800000 | C.193 |
| SL 5.08HC/14/180B 3.2SN OR BX | 1147710000 | C.193 |
| SL 5.08HC/14/180F 3.2SN BK BX | 1148850000 | C.194 |
| SL 5.08HC/14/180F 3.2SN OR BX | 1147520000 | C.194 |
| SL 5.08HC/14/180G 3.2SN BK BX | 1149030000 | C.193 |
| SL 5.08HC/14/180G 3.2SN OR BX | 1147000000 | C.193 |
| SL 5.08HC/14/180LF 3.2SN BK BX | 1149620000 | C.195 |
| SL 5.08HC/14/180LF 3.2SN OR BX | 1148260000 | C.195 |
| SL 5.08HC/14/90 3.2SN BK BX | 1155180000 | C.188 |
| SL 5.08HC/14/90 3.2SN OR BX | 1146990000 | C.188 |
| SL 5.08HC/14/90B 3.2SN BK BX | 1155710000 | C.189 |
| SL 5.08HC/14/90B 3.2SN OR BX | 1154900000 | C.189 |
| SL 5.08HC/14/90F 3.2SN BK BX | 1150220000 | C.190 |
| SL 5.08HC/14/90F 3.2SN OR BX | 1149010000 | C.190 |
| SL 5.08HC/14/90G 3.2SN BK BX | 1155450000 | C.189 |
| SL 5.08HC/14/90G 3.2SN OR BX | 1147680000 | C.189 |
| SL 5.08HC/14/90LF 3.2SN BK BX | 1150480000 | C.191 |
| SL 5.08HC/14/90LF 3.2SN OR BX | 1149780000 | C.191 |
| SL 5.08HC/15/180 3.2SN BK BX | 1148390000 | C.192 |
| SL 5.08HC/15/180 3.2SN OR BX | 1146600000 | C.192 |
| SL 5.08HC/15/180B 3.2SN BK BX | 1149830000 | C.193 |
| SL 5.08HC/15/180B 3.2SN OR BX | 1147730000 | C.193 |
| SL 5.08HC/15/180F 3.2SN BK BX | 1148890000 | C.194 |
| SL 5.08HC/15/180F 3.2SN OR BX | 1147550000 | C.194 |
| SL 5.08HC/15/180G 3.2SN BK BX | 1149070000 | C.193 |
| SL 5.08HC/15/180G 3.2SN OR BX | 1147020000 | C.193 |
| SL 5.08HC/15/180LF 3.2SN BK BX | 1149650000 | C.195 |
| SL 5.08HC/15/180LF 3.2SN OR BX | 1148280000 | C.195 |
| SL 5.08HC/15/90 3.2SN BK BX | 1155190000 | C.188 |
| SL 5.08HC/15/90 3.2SN OR BX | 1147010000 | C.188 |





«ЭЛЕКТРО-ПРОФИ» - http://www.ep.ru

| Type | Order No. | Page |
|---|---|---|
| SL 5.08HC/15/90B 3.2SN BK BX | 1155720000 | C.189 |
| SL 5.08HC/15/90B 3.2SN OR BX | 1154910000 | C.189 |
| SL 5.08HC/15/90F 3.2SN BK BX | 1150230000 | C.190 |
| SL 5.08HC/15/90F 3.2SN OR BX | 1149040000 | C.190 |
| SL 5.08HC/15/90G 3.2SN BK BX | 1155470000 | C.189 |
| SL 5.08HC/15/90G 3.2SN OR BX | 1147700000 | C.189 |
| SL 5.08HC/15/90LF 3.2SN BK BX | 1150490000 | C.191 |
| SL 5.08HC/15/90LF 3.2SN OR BX | 1149810000 | C.191 |
| SL 5.08HC/16/180 3.2SN BK BX | 1148410000 | C.192 |
| SL 5.08HC/16/180 3.2SN OR BX | 1146610000 | C.192 |
| SL 5.08HC/16/180B 3.2SN BK BX | 1149870000 | C.193 |
| SL 5.08HC/16/180B 3.2SN OR BX | 1147770000 | C.193 |
| SL 5.08HC/16/180F 3.2SN BK BX | 1148920000 | C.194 |
| SL 5.08HC/16/180F 3.2SN OR BX | 1147590000 | C.194 |
| SL 5.08HC/16/180G 3.2SN BK BX | 1149100000 | C.193 |
| SL 5.08HC/16/180G 3.2SN OR BX | 1147040000 | C.193 |
| SL 5.08HC/16/180LF 3.2SN BK BX | 1149690000 | C.195 |
| SL 5.08HC/16/180LF 3.2SN OR BX | 1148300000 | C.195 |
| SL 5.08HC/16/90 3.2SN BK BX | 1155200000 | C.188 |
| SL 5.08HC/16/90 3.2SN OR BX | 1147030000 | C.188 |
| SL 5.08HC/16/90B 3.2SN BK BX | 1155730000 | C.189 |
| SL 5.08HC/16/90B 3.2SN OR BX | 1154920000 | C.189 |
| SL 5.08HC/16/90F 3.2SN BK BX | 1150240000 | C.190 |
| SL 5.08HC/16/90F 3.2SN OR BX | 1149080000 | C.190 |
| SL 5.08HC/16/90G 3.2SN BK BX | 1155480000 | C.189 |
| SL 5.08HC/16/90G 3.2SN OR BX | 1147740000 | C.189 |
| SL 5.08HC/16/90LF 3.2SN BK BX | 1150500000 | C.191 |
| SL 5.08HC/16/90LF 3.2SN OR BX | 1149840000 | C.191 |
| SL 5.08HC/17/180 3.2SN BK BX | 1148430000 | C.192 |
| SL 5.08HC/17/180 3.2SN OR BX | 1146620000 | C.192 |
| SL 5.08HC/17/180B 3.2SN BK BX | 1149900000 | C.193 |
| SL 5.08HC/17/180B 3.2SN OR BX | 1147800000 | C.193 |
| SL 5.08HC/17/180F 3.2SN BK BX | 1148950000 | C.194 |
| SL 5.08HC/17/180F 3.2SN OR BX | 1147620000 | C.194 |
| SL 5.08HC/17/180G 3.2SN BK BX | 1149130000 | C.193 |
| SL 5.08HC/17/180G 3.2SN OR BX | 1147070000 | C.193 |
| SL 5.08HC/17/180LF 3.2SN BK BX | 1149720000 | C.195 |
| SL 5.08HC/17/180LF 3.2SN OR BX | 1148320000 | C.195 |
| SL 5.08HC/17/90 3.2SN BK BX | 1155230000 | C.188 |
| SL 5.08HC/17/90 3.2SN OR BX | 1147050000 | C.188 |
| SL 5.08HC/17/90B 3.2SN BK BX | 1155740000 | C.189 |
| SL 5.08HC/17/90B 3.2SN OR BX | 1154930000 | C.189 |
| SL 5.08HC/17/90F 3.2SN BK BX | 1150250000 | C.190 |
| SL 5.08HC/17/90F 3.2SN OR BX | 1149110000 | C.190 |
| SL 5.08HC/17/90G 3.2SN BK BX | 1155490000 | C.189 |
| SL 5.08HC/17/90G 3.2SN OR BX | 1147780000 | C.189 |
| SL 5.08HC/17/90LF 3.2SN BK BX | 1150510000 | C.191 |
| SL 5.08HC/17/90LF 3.2SN OR BX | 1149880000 | C.191 |
| SL 5.08HC/18/180 3.2SN BK BX | 1148450000 | C.192 |
| SL 5.08HC/18/180 3.2SN OR BX | 1146630000 | C.192 |
| SL 5.08HC/18/180B 3.2SN BK BX | 1149930000 | C.193 |
| SL 5.08HC/18/180B 3.2SN OR BX | 1147830000 | C.193 |
| SL 5.08HC/18/180F 3.2SN BK BX | 1148990000 | C.194 |
| SL 5.08HC/18/180F 3.2SN OR BX | 1147650000 | C.194 |
| SL 5.08HC/18/180G 3.2SN BK BX | 1149170000 | C.193 |
| SL 5.08HC/18/180G 3.2SN OR BX | 1147090000 | C.193 |
| SL 5.08HC/18/180LF 3.2SN BK BX | 1149750000 | C.195 |
| SL 5.08HC/18/180LF 3.2SN OR BX | 1148340000 | C.195 |
| SL 5.08HC/18/90 3.2SN BK BX | 1155240000 | C.188 |
| SL 5.08HC/18/90 3.2SN OR BX | 1147080000 | C.188 |
| SL 5.08HC/18/90B 3.2SN BK BX | 1155750000 | C.189 |
| SL 5.08HC/18/90B 3.2SN OR BX | 1154940000 | C.189 |
| SL 5.08HC/18/90F 3.2SN BK BX | 1150270000 | C.190 |
| SL 5.08HC/18/90F 3.2SN OR BX | 1149140000 | C.190 |
| SL 5.08HC/18/90G 3.2SN BK BX | 1155500000 | C.189 |
| SL 5.08HC/18/90G 3.2SN OR BX | 1147810000 | C.189 |
| SL 5.08HC/18/90LF 3.2SN BK BX | 1150520000 | C.191 |
| SL 5.08HC/18/90LF 3.2SN OR BX | 1149910000 | C.191 |
| SL 5.08HC/19/180 3.2SN BK BX | 1148480000 | C.192 |
| SL 5.08HC/19/180 3.2SN OR BX | 1146640000 | C.192 |
| SL 5.08HC/19/180B 3.2SN BK BX | 1149970000 | C.193 |
| SL 5.08HC/19/180B 3.2SN OR BX | 1147870000 | C.193 |
| SL 5.08HC/19/180F 3.2SN BK BX | 1149020000 | C.194 |
| SL 5.08HC/19/180F 3.2SN OR BX | 1147690000 | C.194 |
| SL 5.08HC/19/180G 3.2SN BK BX | 1149200000 | C.193 |
| SL 5.08HC/19/180G 3.2SN OR BX | 1147110000 | C.193 |
| SL 5.08HC/19/180LF 3.2SN BK BX | 1149790000 | C.195 |
| SL 5.08HC/19/180LF 3.2SN OR BX | 1148360000 | C.195 |
| SL 5.08HC/19/90 3.2SN BK BX | 1155250000 | C.188 |
| SL 5.08HC/19/90 3.2SN OR BX | 1147100000 | C.188 |
| SL 5.08HC/19/90B 3.2SN BK BX | 1155770000 | C.189 |
| SL 5.08HC/19/90B 3.2SN OR BX | 1154950000 | C.189 |
| SL 5.08HC/19/90F 3.2SN BK BX | 1150280000 | C.190 |
| SL 5.08HC/19/90F 3.2SN OR BX | 1149180000 | C.190 |
| SL 5.08HC/19/90G 3.2SN BK BX | 1155510000 | C.189 |
| SL 5.08HC/19/90G 3.2SN OR BX | 1147840000 | C.189 |
| SL 5.08HC/19/90LF 3.2SN BK BX | 1150530000 | C.191 |
| SL 5.08HC/19/90LF 3.2SN OR BX | 1149940000 | C.191 |
| SL 5.08HC/20/180 3.2SN BK BX | 1148510000 | C.192 |
| SL 5.08HC/20/180 3.2SN OR BX | 1146650000 | C.192 |
| SL 5.08HC/20/180B 3.2SN BK BX | 1149990000 | C.193 |
| SL 5.08HC/20/180B 3.2SN OR BX | 1147900000 | C.193 |
| SL 5.08HC/20/180F 3.2SN BK BX | 1149050000 | C.194 |
| SL 5.08HC/20/180F 3.2SN OR BX | 1147720000 | C.194 |
| SL 5.08HC/20/180G 3.2SN BK BX | 1149230000 | C.193 |
| SL 5.08HC/20/180G 3.2SN OR BX | 1147140000 | C.193 |
| SL 5.08HC/20/180LF 3.2SN BK BX | 1149820000 | C.195 |
| SL 5.08HC/20/180LF 3.2SN OR BX | 1148380000 | C.195 |
| SL 5.08HC/20/90 3.2SN BK BX | 1155270000 | C.188 |
| SL 5.08HC/20/90 3.2SN OR BX | 1147120000 | C.188 |
| SL 5.08HC/20/90B 3.2SN BK BX | 1155780000 | C.189 |
| SL 5.08HC/20/90B 3.2SN OR BX | 1154970000 | C.189 |
| SL 5.08HC/20/90F 3.2SN BK BX | 1150290000 | C.190 |
| SL 5.08HC/20/90F 3.2SN OR BX | 1149210000 | C.190 |
| SL 5.08HC/20/90G 3.2SN BK BX | 1155520000 | C.189 |
| SL 5.08HC/20/90G 3.2SN OR BX | 1147880000 | C.189 |
| SL 5.08HC/20/90LF 3.2SN BK BX | 1150540000 | C.191 |
| SL 5.08HC/20/90LF 3.2SN OR BX | 1149980000 | C.191 |
| SL 5.08HC/21/180 3.2SN BK BX | 1148530000 | C.192 |
| SL 5.08HC/21/180 3.2SN OR BX | 1146680000 | C.192 |
| SL 5.08HC/21/180B 3.2SN BK BX | 1150010000 | C.193 |
| SL 5.08HC/21/180B 3.2SN OR BX | 1147930000 | C.193 |
| SL 5.08HC/21/180F 3.2SN BK BX | 1149090000 | C.194 |
| SL 5.08HC/21/180F 3.2SN OR BX | 1147750000 | C.194 |
| SL 5.08HC/21/180G 3.2SN BK BX | 1149270000 | C.193 |
| SL 5.08HC/21/180G 3.2SN OR BX | 1147180000 | C.193 |
| SL 5.08HC/21/180LF 3.2SN BK BX | 1149850000 | C.195 |
| SL 5.08HC/21/180LF 3.2SN OR BX | 1148400000 | C.195 |
| SL 5.08HC/21/90 3.2SN BK BX | 1155280000 | C.188 |
| SL 5.08HC/21/90 3.2SN OR BX | 1147150000 | C.188 |
| SL 5.08HC/21/90B 3.2SN BK BX | 1155790000 | C.189 |
| SL 5.08HC/21/90B 3.2SN OR BX | 1154980000 | C.189 |
| SL 5.08HC/21/90F 3.2SN BK BX | 1150300000 | C.190 |
| SL 5.08HC/21/90F 3.2SN OR BX | 1149240000 | C.190 |
| SL 5.08HC/21/90G 3.2SN BK BX | 1155530000 | C.189 |
| SL 5.08HC/21/90G 3.2SN OR BX | 1147910000 | C.189 |
| SL 5.08HC/21/90LF 3.2SN BK BX | 1150550000 | C.191 |
| SL 5.08HC/21/90LF 3.2SN OR BX | 1150000000 | C.191 |
| SL 5.08HC/22/180 3.2SN BK BX | 1148550000 | C.192 |
| SL 5.08HC/22/180 3.2SN OR BX | 1146690000 | C.192 |
| SL 5.08HC/22/180B 3.2SN BK BX | 1150030000 | C.193 |
| SL 5.08HC/22/180B 3.2SN OR BX | 1147970000 | C.193 |
| SL 5.08HC/22/180F 3.2SN BK BX | 1149120000 | C.194 |
| SL 5.08HC/22/180F 3.2SN OR BX | 1147790000 | C.194 |
| SL 5.08HC/22/180G 3.2SN BK BX | 1149300000 | C.193 |
| SL 5.08HC/22/180G 3.2SN OR BX | 1147210000 | C.193 |
| SL 5.08HC/22/180LF 3.2SN BK BX | 1149890000 | C.195 |
| SL 5.08HC/22/180LF 3.2SN OR BX | 1148420000 | C.195 |
| SL 5.08HC/22/90 3.2SN BK BX | 1155290000 | C.188 |
| SL 5.08HC/22/90 3.2SN OR BX | 1147190000 | C.188 |
| SL 5.08HC/22/90B 3.2SN BK BX | 1155800000 | C.189 |
| SL 5.08HC/22/90B 3.2SN OR BX | 1154990000 | C.189 |
| SL 5.08HC/22/90F 3.2SN BK BX | 1150310000 | C.190 |
| SL 5.08HC/22/90F 3.2SN OR BX | 1149280000 | C.190 |
| SL 5.08HC/22/90G 3.2SN BK BX | 1155540000 | C.189 |
| SL 5.08HC/22/90G 3.2SN OR BX | 1147940000 | C.189 |
| SL 5.08HC/22/90LF 3.2SN BK BX | 1150570000 | C.191 |
| SL 5.08HC/22/90LF 3.2SN OR BX | 1150020000 | C.191 |
| SL 5.08HC/23/180 3.2SN BK BX | 1148580000 | C.192 |
| SL 5.08HC/23/180 3.2SN OR BX | 1146700000 | C.192 |
| SL 5.08HC/23/180B 3.2SN BK BX | 1150050000 | C.193 |
| SL 5.08HC/23/180B 3.2SN OR BX | 1148010000 | C.193 |
| SL 5.08HC/23/180F 3.2SN BK BX | 1149150000 | C.194 |
| SL 5.08HC/23/180F 3.2SN OR BX | 1147820000 | C.194 |
| SL 5.08HC/23/180G 3.2SN BK BX | 1149330000 | C.193 |
| SL 5.08HC/23/180G 3.2SN OR BX | 1147240000 | C.193 |
| SL 5.08HC/23/180LF 3.2SN BK BX | 1149920000 | C.195 |
| SL 5.08HC/23/180LF 3.2SN OR BX | 1148440000 | C.195 |
| SL 5.08HC/23/90 3.2SN BK BX | 1155300000 | C.188 |
| SL 5.08HC/23/90 3.2SN OR BX | 1147220000 | C.188 |
| SL 5.08HC/23/90B 3.2SN BK BX | 1155810000 | C.189 |
| SL 5.08HC/23/90B 3.2SN OR BX | 1155010000 | C.189 |
| SL 5.08HC/23/90F 3.2SN BK BX | 1150320000 | C.190 |
| SL 5.08HC/23/90F 3.2SN OR BX | 1149310000 | C.190 |
| SL 5.08HC/23/90G 3.2SN BK BX | 1155550000 | C.189 |
| SL 5.08HC/23/90G 3.2SN OR BX | 1147980000 | C.189 |
| SL 5.08HC/23/90LF 3.2SN BK BX | 1150580000 | C.191 |
| SL 5.08HC/23/90LF 3.2SN OR BX | 1150040000 | C.191 |
| SL 5.08HC/24/180 3.2SN BK BX | 1148600000 | C.192 |
| SL 5.08HC/24/180 3.2SN OR BX | 1146710000 | C.192 |
| SL 5.08HC/24/180B 3.2SN BK BX | 1150080000 | C.193 |
| SL 5.08HC/24/180B 3.2SN OR BX | 1148040000 | C.193 |
| SL 5.08HC/24/180F 3.2SN BK BX | 1149190000 | C.194 |
| SL 5.08HC/24/180F 3.2SN OR BX | 1147850000 | C.194 |
| SL 5.08HC/24/180G 3.2SN BK BX | 1149370000 | C.193 |
| SL 5.08HC/24/180G 3.2SN OR BX | 1147270000 | C.193 |
| SL 5.08HC/24/180LF 3.2SN BK BX | 1149950000 | C.195 |
| SL 5.08HC/24/180LF 3.2SN OR BX | 1148470000 | C.195 |
| SL 5.08HC/24/90 3.2SN BK BX | 1155310000 | C.188 |
| SL 5.08HC/24/90 3.2SN OR BX | 1147250000 | C.188 |
| SL 5.08HC/24/90B 3.2SN BK BX | 1155820000 | C.189 |
| SL 5.08HC/24/90B 3.2SN OR BX | 1155020000 | C.189 |
| SL 5.08HC/24/90F 3.2SN BK BX | 1150330000 | C.190 |
| SL 5.08HC/24/90F 3.2SN OR BX | 1149340000 | C.190 |
| SL 5.08HC/24/90G 3.2SN BK BX | 1155570000 | C.189 |
| SL 5.08HC/24/90G 3.2SN OR BX | 1148000000 | C.189 |
| SL 5.08HC/24/90LF 3.2SN BK BX | 1150590000 | C.191 |
| SL 5.08HC/24/90LF 3.2SN OR BX | 1150070000 | C.191 |
| SL 7.62HP/02/180F 3.2 SN BK BX | 1140870000 | F.31 |
| SL 7.62HP/02/180G 3.2SN BK BX | 1122550000 | F.30 |
| SL 7.62HP/02/180LF 3.2 SN BK BX | 1141090000 | F.31 |
| SL 7.62HP/02/90F 3.2 SN BK BX | 1026850000 | F.29 |
| SL 7.62HP/02/90G 3.2SN BK BX | 1026760000 | F.28 |
| SL 7.62HP/02/90LF 3.2 SN BK BX | 1095920000 | F.29 |
| SL 7.62HP/03/180F 3.2 SN BK BX | 1140880000 | F.31 |
| SL 7.62HP/03/180G 3.2SN BK BX | 1122570000 | F.30 |
| SL 7.62HP/03/180LF 3.2 SN BK BX | 1141100000 | F.31 |
| SL 7.62HP/03/90F 3.2 SN BK BX | 1026860000 | F.29 |
| SL 7.62HP/03/90G 3.2SN BK BX | 1026770000 | F.28 |
| SL 7.62HP/03/90LF 3.2 SN BK BX | 1095930000 | F.29 |
| SL 7.62HP/04/180F 3.2 SN BK BX | 1140890000 | F.31 |
| SL 7.62HP/04/180G 3.2SN BK BX | 1122580000 | F.30 |
| SL 7.62HP/04/180LF 3.2 SN BK BX | 1141110000 | F.31 |
| SL 7.62HP/04/90F 3.2 SN BK BX | 1026870000 | F.29 |
| SL 7.62HP/04/90G 3.2SN BK BX | 1026780000 | F.28 |
| SL 7.62HP/04/90LF 3.2 SN BK BX | 1095940000 | F.29 |
| SL 7.62HP/05/180F 3.2 SN BK BX | 1140900000 | F.31 |
| SL 7.62HP/05/180G 3.2SN BK BX | 1048980000 | F.30 |
| SL 7.62HP/05/180LF 3.2 SN BK BX | 1141120000 | F.31 |
| SL 7.62HP/05/90F 3.2 SN BK BX | 1026880000 | F.29 |
| SL 7.62HP/05/90G 3.2SN BK BX | 1026790000 | F.28 |
| SL 7.62HP/05/90LF 3.2 SN BK BX | 1095950000 | F.29 |
| SL 7.62HP/06/180F 3.2 SN BK BX | 1140910000 | F.31 |
| SL 7.62HP/06/180G 3.2SN BK BX | 1048990000 | F.30 |
| SL 7.62HP/06/180LF 3.2 SN BK BX | 1141130000 | F.31 |
| SL 7.62HP/06/90F 3.2 SN BK BX | 1124250000 | F.29 |
| SL 7.62HP/06/90G 3.2SN BK BX | 1059490000 | F.28 |
| SL 7.62HP/06/90LF 3.2 SN BK BX | 1095960000 | F.29 |
| SL 7.62HP/07/180F 3.2 SN BK BX | 1140920000 | F.31 |
| SL 7.62HP/07/180G 3.2SN BK BX | 1122590000 | F.30 |
| SL 7.62HP/07/180LF 3.2 SN BK BX | 1141140000 | F.31 |
| SL 7.62HP/07/90F 3.2 SN BK BX | 1124270000 | F.29 |
| SL 7.62HP/07/90G 3.2SN BK BX | 1059500000 | F.28 |
| SL 7.62HP/07/90LF 3.2 SN BK BX | 1095970000 | F.29 |
| SL 7.62HP/08/180F 3.2 SN BK BX | 1140930000 | F.31 |
| SL 7.62HP/08/180G 3.2SN BK BX | 1049000000 | F.30 |
| SL 7.62HP/08/180LF 3.2 SN BK BX | 1141150000 | F.31 |
| SL 7.62HP/08/90F 3.2 SN BK BX | 1124280000 | F.29 |
| SL 7.62HP/08/90G 3.2SN BK BX | 1059510000 | F.28 |
| SL 7.62HP/08/90LF 3.2 SN BK BX | 1095980000 | F.29 |
| SL 7.62HP/09/180F 3.2 SN BK BX | 1140940000 | F.31 |
| SL 7.62HP/09/180G 3.2SN BK BX | 1122600000 | F.30 |
| SL 7.62HP/09/180LF 3.2 SN BK BX | 1141160000 | F.31 |
| SL 7.62HP/09/90F 3.2 SN BK BX | 1124290000 | F.29 |
| SL 7.62HP/09/90G 3.2SN BK BX | 1059520000 | F.28 |
| SL 7.62HP/09/90LF 3.2 SN BK BX | 1095990000 | F.29 |
| SL 7.62HP/10/180F 3.2 SN BK BX | 1140950000 | F.31 |
| SL 7.62HP/10/180G 3.2SN BK BX | 1122610000 | F.30 |
| SL 7.62HP/10/180LF 3.2 SN BK BX | 1141170000 | F.31 |
| SL 7.62HP/10/90F 3.2 SN BK BX | 1124300000 | F.29 |
| SL 7.62HP/10/90G 3.2SN BK BX | 1059530000 | F.28 |
| SL 7.62HP/10/90LF 3.2 SN BK BX | 1096000000 | F.29 |
| SL 7.62HP/11/180F 3.2 SN BK BX | 1140960000 | F.31 |
| SL 7.62HP/11/180G 3.2SN BK BX | 1122640000 | F.30 |
| SL 7.62HP/11/180LF 3.2 SN BK BX | 1141180000 | F.31 |
| SL 7.62HP/11/90F 3.2 SN BK BX | 1124310000 | F.29 |
| SL 7.62HP/11/90G 3.2SN BK BX | 1059550000 | F.28 |
| SL 7.62HP/11/90LF 3.2 SN BK BX | 1096010000 | F.29 |
| SL 7.62HP/12/180F 3.2 SN BK BX | 1140970000 | F.31 |
| SL 7.62HP/12/180G 3.2SN BK BX | 1122650000 | F.30 |
| SL 7.62HP/12/180LF 3.2 SN BK BX | 1141190000 | F.31 |
| SL 7.62HP/12/90F 3.2 SN BK BX | 1124320000 | F.29 |
| SL 7.62HP/12/90G 3.2SN BK BX | 1059570000 | F.28 |
| SL 7.62HP/12/90LF 3.2 SN BK BX | 1096020000 | F.29 |
| SL 7.62IT/02/90MF2 3.2 SN BK BX | 1173610000 | F.8 |
| SL 7.62IT/03/90MF2 3.2 SN BK BX | 1173640000 | F.8 |
| SL 7.62IT/03/90MF3 3.2 SN BK BX | 1173690000 | F.9 |
| SL 7.62IT/04/90MF2 3.2 SN BK BX | 1173730000 | F.8 |
| SL 7.62IT/04/90MF4 3.2 SN BK BX | 1173770000 | F.9 |
| SL 8/90B 4.5SN OR | 1235360000 | I.24 |
| SL AT OR | 1598300000 | D.11 |
| SL AT SW | 1770240000 | D.11 |
| SL FLA 1.5/1 | 1580100000 | D.9 |
| SL FLA 1.5/24 | 1595850000 | D.9 |
| SL FLA 2,3/1 | 1636670000 | D.9 |
| SL FLA 2,3/24 | 1636680000 | D.9 |
| SL FLA 3.8/1 | 1580110000 | D.9 |
| SL FLA 3.8/24 | 1595860000 | D.9 |
| SL FLA 9.0/1 | 1580120000 | D.9 |
| SL FLA 9.0/24 | 1595870000 | D.9 |
| SLA BB11R OR | 1604120000 | D.6 |
| SLA BB11R SW | 1692340000 | D.6 |
| SLA BB12R OR | 1593450000 | D.6 |
| SLA BB12R SW | 1626880000 | D.6 |
| SLA BB14 OR | 1594200000 | D.7 |
| SLA BB14 SW | 1774460000 | D.7 |
| SLA BB1R OR | 1723430000 | D.6 |
| SLA BB1R SW | 1723480000 | D.6 |
| SLA BB2R OR | 1723440000 | D.6 |
| SLA BB2R SW | 1723490000 | D.6 |
| SLD 3.5 V/06/180F 3.2 SN OR | 1891060000 | C.43 |
| SLD 3.5 V/06/180G 3.2 SN OR | 1891190000 | C.42 |
| SLD 3.5 V/10/180F 3.2 SN OR | 1891070000 | C.43 |
| SLD 3.5 V/10/180G 3.2 SN OR | 1891200000 | C.42 |
| SLD 3.5 V/12/180F 3.2OR | 1641260000 | C.43 |
| SLD 3.5 V/12/180G 3.2OR | 1641130000 | C.42 |
| SLD 3.5 V/14/180F 3.2 SN OR | 1891080000 | C.43 |
| SLD 3.5 V/16/180F 3.2OR | 1641270000 | C.43 |
| SLD 3.5 V/16/180G 3.2OR | 1641140000 | C.42 |
| SLD 3.5 V/18/180F 3.2 SN OR | 1891090000 | C.43 |
| SLD 3.5 V/20/180F 3.2OR | 1641280000 | C.43 |
| SLD 3.5 V/20/180G 3.2OR | 1641150000 | C.42 |
| SLD 3.5 V/22/180F 3.2 SN OR | 1891100000 | C.43 |
| SLD 3.5 V/22/90F 3.2 OR | 1669660000 | C.41 |
| SLD 3.5 V/22/90G 3.2 OR | 1669650000 | C.40 |
| SLD 3.5 V/24/180F 3.2OR | 1641290000 | C.43 |
| SLD 3.5 V/24/180G 3.2OR | 1641160000 | C.42 |
| SLD 3.5 V/26/180F 3.2 SN OR | 1891110000 | C.43 |
| SLD 3.5 V/28/180F 3.2OR | 1641300000 | C.43 |
| SLD 3.5 V/28/180G 3.2OR | 1641170000 | C.42 |





«ЭЛЕКТРО-ПРОФИ» - http://www.ep.ru

| Type | Order No. | Page |
|---|---|---|
| SLD 3.5 V/30/180F 3.2 SN OR | 1891120000 | C.43 |
| SLD 3.5 V/32/180F 3.2OR | 1641310000 | C.43 |
| SLD 3.5 V/32/180G 3.2OR | 1641180000 | C.42 |
| SLD 3.5 V/34/180F 3.2 SN OR | 1891130000 | C.43 |
| SLD 3.5 V/34/180G 3.2 SN OR | 1891260000 | C.42 |
| SLD 3.5 V/36/180F 3.2OR | 1641320000 | C.43 |
| SLD 3.5 V/36/180G 3.2OR | 1641190000 | C.42 |
| SLD 3.5 V/38/180F 3.2 SN OR | 1891140000 | C.43 |
| SLD 3.5 V/38/180G 3.2 SN OR | 1891270000 | C.42 |
| SLD 3.5 V/4/180F 3.2OR | 1641240000 | C.43 |
| SLD 3.5 V/4/180G 3.2OR | 1641110000 | C.42 |
| SLD 3.5 V/40/180F 3.2OR | 1641330000 | C.43 |
| SLD 3.5 V/40/180G 3.2OR | 1641200000 | C.42 |
| SLD 3.5 V/42/180F 3.2 SN OR | 1891150000 | C.43 |
| SLD 3.5 V/42/180G 3.2 SN OR | 1891280000 | C.42 |
| SLD 3.5 V/44/180F 3.2OR | 1641340000 | C.43 |
| SLD 3.5 V/44/180G 3.2OR | 1641210000 | C.42 |
| SLD 3.5 V/46/180F 3.2 SN OR | 1891160000 | C.43 |
| SLD 3.5 V/46/180G 3.2 SN OR | 1891290000 | C.42 |
| SLD 3.5 V/48/180F 3.2OR | 1641350000 | C.43 |
| SLD 3.5 V/48/180G 3.2OR | 1641220000 | C.42 |
| SLD 3.5 V/8/180F 3.2OR | 1641250000 | C.43 |
| SLD 3.5 V/8/180G 3.2OR | 1641120000 | C.42 |
| SLD 3.50 V/04/90F 3.2 SN OR BX | 1642370000 | C.41 |
| SLD 3.50 V/04/90G 3.2 SN OR BX | 1642240000 | C.40 |
| SLD 3.50 V/06/90F 3.2 SN OR | 1890790000 | C.41 |
| SLD 3.50 V/06/90G 3.2 SN OR | 1890600000 | C.40 |
| SLD 3.50 V/08/90F 3.2 SN OR BX | 1642380000 | C.41 |
| SLD 3.50 V/08/90G 3.2 SN OR BX | 1642250000 | C.40 |
| SLD 3.50 V/10/90F 3.2 SN OR | 1890800000 | C.41 |
| SLD 3.50 V/12/90F 3.2 SN OR BX | 1642390000 | C.41 |
| SLD 3.50 V/12/90G 3.2 SN OR BX | 1642260000 | C.40 |
| SLD 3.50 V/14/90F 3.2 SN OR | 1890810000 | C.41 |
| SLD 3.50 V/14/90G 3.2 SN OR | 1890610000 | C.40 |
| SLD 3.50 V/16/90F 3.2 SN OR BX | 1642400000 | C.41 |
| SLD 3.50 V/16/90G 3.2 SN OR BX | 1642270000 | C.40 |
| SLD 3.50 V/18/90F 3.2 SN OR | 1890820000 | C.41 |
| SLD 3.50 V/18/90G 3.2 SN OR | 1890620000 | C.40 |
| SLD 3.50 V/20/90F 3.2 SN OR BX | 1642410000 | C.41 |
| SLD 3.50 V/20/90G 3.2 SN OR BX | 1642280000 | C.40 |
| SLD 3.50 V/24/90F 3.2 SN OR BX | 1642420000 | C.41 |
| SLD 3.50 V/24/90G 3.2 SN OR BX | 1642290000 | C.40 |
| SLD 3.50 V/26/90F 3.2 SN OR | 1890830000 | C.41 |
| SLD 3.50 V/26/90G 3.2 SN OR | 1890630000 | C.40 |
| SLD 3.50 V/28/90F 3.2 SN OR BX | 1642430000 | C.41 |
| SLD 3.50 V/28/90G 3.2 SN OR BX | 1642300000 | C.40 |
| SLD 3.50 V/30/90F 3.2 SN OR | 1890840000 | C.41 |
| SLD 3.50 V/30/90G 3.2 SN OR | 1890640000 | C.40 |
| SLD 3.50 V/32/90F 3.2 SN OR BX | 1642440000 | C.41 |
| SLD 3.50 V/32/90G 3.2 SN OR BX | 1642310000 | C.40 |
| SLD 3.50 V/34/90F 3.2 SN OR | 1890850000 | C.41 |
| SLD 3.50 V/34/90G 3.2 SN OR | 1890650000 | C.40 |
| SLD 3.50 V/36/90F 3.2 SN OR BX | 1642450000 | C.41 |
| SLD 3.50 V/36/90G 3.2 SN OR BX | 1642320000 | C.40 |
| SLD 3.50 V/38/90F 3.2 SN OR | 1890860000 | C.41 |
| SLD 3.50 V/38/90G 3.2 SN OR | 1890660000 | C.40 |
| SLD 3.50 V/40/90F 3.2 SN OR BX | 1642460000 | C.41 |
| SLD 3.50 V/40/90G 3.2 SN OR BX | 1642330000 | C.40 |
| SLD 3.50 V/42/90F 3.2 SN OR | 1890870000 | C.41 |
| SLD 3.50 V/42/90G 3.2 SN OR | 1890670000 | C.40 |
| SLD 3.50 V/44/90F 3.2 SN OR BX | 1642470000 | C.41 |
| SLD 3.50 V/44/90G 3.2 SN OR BX | 1642340000 | C.40 |
| SLD 3.50 V/46/90F 3.2 SN OR | 1890880000 | C.41 |
| SLD 3.50 V/46/90G 3.2 SN OR | 1890680000 | C.40 |
| SLD 3.50 V/48/90F 3.2 SN OR BX | 1642480000 | C.41 |
| SLD 3.50 V/48/90G 3.2 SN OR BX | 1642350000 | C.40 |
| SLD 3.50/04/90F 3.2SN OR BX | 1633810000 | C.39 |
| SLD 3.50/04/90G 3.2SN OR BX | 1633580000 | C.38 |
| SLD 3.50/06/90F 3.2SN OR BX | 1633820000 | C.39 |
| SLD 3.50/06/90G 3.2SN OR BX | 1633590000 | C.38 |
| SLD 3.50/08/90F 3.2SN OR BX | 1633830000 | C.39 |
| SLD 3.50/08/90G 3.2SN OR BX | 1633600000 | C.38 |
| SLD 3.50/10/90F 3.2SN OR BX | 1633840000 | C.39 |
| SLD 3.50/10/90G 3.2SN OR BX | 1633610000 | C.38 |
| SLD 3.50/12/90F 3.2SN OR BX | 1633850000 | C.39 |
| SLD 3.50/12/90G 3.2SN OR BX | 1633620000 | C.38 |
| SLD 3.50/14/90F 3.2SN OR BX | 1633860000 | C.39 |
| SLD 3.50/14/90G 3.2SN OR BX | 1633630000 | C.38 |
| SLD 3.50/16/90F 3.2SN OR BX | 1633870000 | C.39 |
| SLD 3.50/16/90G 3.2SN OR BX | 1633640000 | C.38 |
| SLD 3.50/18/90F 3.2SN OR BX | 1633880000 | C.39 |
| SLD 3.50/18/90G 3.2SN OR BX | 1633650000 | C.38 |
| SLD 3.50/20/90F 3.2SN OR BX | 1633890000 | C.39 |
| SLD 3.50/20/90G 3.2SN OR BX | 1633660000 | C.38 |
| SLD 3.50/22/90F 3.2SN OR BX | 1633900000 | C.39 |
| SLD 3.50/22/90G 3.2SN OR BX | 1633670000 | C.38 |
| SLD 3.50/24/90F 3.2SN OR BX | 1633910000 | C.39 |
| SLD 3.50/24/90G 3.2SN OR BX | 1633680000 | C.38 |
| SLD 3.50/26/90F 3.2SN OR BX | 1633920000 | C.39 |
| SLD 3.50/26/90G 3.2SN OR BX | 1633690000 | C.38 |
| SLD 3.50/28/90F 3.2SN OR BX | 1633930000 | C.39 |
| SLD 3.50/28/90G 3.2SN OR BX | 1633700000 | C.38 |
| SLD 3.50/30/90F 3.2SN OR BX | 1633940000 | C.39 |
| SLD 3.50/30/90G 3.2SN OR BX | 1633710000 | C.38 |
| SLD 3.50/32/90F 3.2SN OR BX | 1633950000 | C.39 |
| SLD 3.50/32/90G 3.2SN OR BX | 1633720000 | C.38 |
| SLD 3.50/34/90F 3.2SN OR BX | 1633960000 | C.39 |
| SLD 3.50/34/90G 3.2SN OR BX | 1633730000 | C.38 |
| SLD 3.50/36/90F 3.2SN OR BX | 1633970000 | C.39 |
| SLD 3.50/36/90G 3.2SN OR BX | 1633740000 | C.38 |
| SLD 3.50/38/90F 3.2SN OR BX | 1633980000 | C.39 |
| SLD 3.50/38/90G 3.2SN OR BX | 1633750000 | C.38 |
| SLD 3.50/40/90F 3.2SN OR BX | 1633990000 | C.39 |
| SLD 3.50/40/90G 3.2SN OR BX | 1633760000 | C.38 |
| SLD 3.50/42/90F 3.2SN OR BX | 1634000000 | C.39 |
| SLD 3.50/42/90G 3.2SN OR BX | 1633770000 | C.38 |
| SLD 3.50/44/90F 3.2SN OR BX | 1634010000 | C.39 |
| SLD 3.50/44/90G 3.2SN OR BX | 1633780000 | C.38 |
| SLD 3.50/46/90F 3.2SN OR BX | 1634020000 | C.39 |
| SLD 3.50/46/90G 3.2SN OR BX | 1633790000 | C.38 |
| SLD 3.50/48/90F 3.2SN OR BX | 1634030000 | C.39 |
| SLD 3.50/48/90G 3.2SN OR BX | 1633800000 | C.38 |
| SLD 3.50V/10/90G 3.2 SN OR | 1866770000 | C.40 |
| SLD 5.00/04/180G 3.2SN OR BX | 1614810000 | C.151 |
| SLD 5.00/04/90G 3.2 SN OR BX | 1614350000 | C.150 |
| SLD 5.00/06/180G 3.2SN OR BX | 1614820000 | C.151 |
| SLD 5.00/06/90G 3.2 SN OR BX | 1614360000 | C.150 |
| SLD 5.00/08/180G 3.2SN OR BX | 1614830000 | C.151 |
| SLD 5.00/08/90G 3.2 SN OR BX | 1614370000 | C.150 |
| SLD 5.00/10/180G 3.2SN OR BX | 1614840000 | C.151 |
| SLD 5.00/10/90G 3.2 SN OR BX | 1614380000 | C.150 |
| SLD 5.00/12/180G 3.2SN OR BX | 1614850000 | C.151 |
| SLD 5.00/12/90G 3.2 SN OR BX | 1614390000 | C.150 |
| SLD 5.00/14/180G 3.2SN OR BX | 1614860000 | C.151 |
| SLD 5.00/14/90G 3.2 SN OR BX | 1614400000 | C.150 |
| SLD 5.00/16/180G 3.2SN OR BX | 1614870000 | C.151 |
| SLD 5.00/16/90G 3.2 SN OR BX | 1614410000 | C.150 |
| SLD 5.00/18/180G 3.2SN OR BX | 1614880000 | C.151 |
| SLD 5.00/18/90G 3.2 SN OR BX | 1614420000 | C.150 |
| SLD 5.00/20/180G 3.2SN OR BX | 1614890000 | C.151 |
| SLD 5.00/20/90G 3.2 SN OR BX | 1614430000 | C.150 |
| SLD 5.00/22/180G 3.2SN OR BX | 1614900000 | C.151 |
| SLD 5.00/22/90G 3.2 SN OR BX | 1614440000 | C.150 |
| SLD 5.00/24/180G 3.2SN OR BX | 1614910000 | C.151 |
| SLD 5.00/24/90G 3.2 SN OR BX | 1614450000 | C.150 |
| SLD 5.00/26/180G 3.2SN OR BX | 1614920000 | C.151 |
| SLD 5.00/26/90G 3.2 SN OR BX | 1614460000 | C.150 |
| SLD 5.00/28/180G 3.2SN OR BX | 1614930000 | C.151 |
| SLD 5.00/28/90G 3.2 SN OR BX | 1614470000 | C.150 |
| SLD 5.00/30/180G 3.2SN OR BX | 1614940000 | C.151 |
| SLD 5.00/30/90G 3.2 SN OR BX | 1614480000 | C.150 |
| SLD 5.00/32/180G 3.2SN OR BX | 1614950000 | C.151 |
| SLD 5.00/32/90G 3.2 SN OR BX | 1614490000 | C.150 |
| SLD 5.00/34/180G 3.2SN OR BX | 1614960000 | C.151 |
| SLD 5.00/34/90G 3.2 SN OR BX | 1614500000 | C.150 |
| SLD 5.00/36/180G 3.2SN OR BX | 1614970000 | C.151 |
| SLD 5.00/36/90G 3.2 SN OR BX | 1614510000 | C.150 |
| SLD 5.00/38/180G 3.2SN OR BX | 1614980000 | C.151 |
| SLD 5.00/38/90G 3.2 SN OR BX | 1614520000 | C.150 |
| SLD 5.00/40/180G 3.2SN OR BX | 1614990000 | C.151 |
| SLD 5.00/40/90G 3.2 SN OR BX | 1614530000 | C.150 |
| SLD 5.00/42/180G 3.2SN OR BX | 1615000000 | C.151 |
| SLD 5.00/42/90G 3.2 SN OR BX | 1614540000 | C.150 |
| SLD 5.00/44/180G 3.2SN OR BX | 1615010000 | C.151 |
| SLD 5.00/44/90G 3.2 SN OR BX | 1614550000 | C.150 |
| SLD 5.00/46/180G 3.2SN OR BX | 1615020000 | C.151 |
| SLD 5.00/46/90G 3.2 SN OR BX | 1614560000 | C.150 |
| SLD 5.00/48/180G 3.2SN OR BX | 1615030000 | C.151 |
| SLD 5.00/48/90G 3.2 SN OR BX | 1614570000 | C.150 |
| SLD 5.08/04/180G 3.2SN OR BX | 1602390000 | C.199 |
| SLD 5.08/04/90G 3.2SN OR BX | 1601790000 | C.198 |
| SLD 5.08/06/180G 3.2SN OR BX | 1602400000 | C.199 |
| SLD 5.08/06/90G 3.2SN OR BX | 1601800000 | C.198 |
| SLD 5.08/08/180G 3.2SN OR BX | 1602410000 | C.199 |
| SLD 5.08/08/90G 3.2SN OR BX | 1601810000 | C.198 |
| SLD 5.08/10/180G 3.2SN OR BX | 1602420000 | C.199 |
| SLD 5.08/10/90G 3.2SN OR BX | 1601820000 | C.198 |
| SLD 5.08/12/180G 3.2SN OR BX | 1602430000 | C.199 |
| SLD 5.08/12/90G 3.2SN OR BX | 1601830000 | C.198 |
| SLD 5.08/14/180G 3.2SN OR BX | 1602440000 | C.199 |
| SLD 5.08/14/90G 3.2SN OR BX | 1601840000 | C.198 |
| SLD 5.08/16/180G 3.2SN OR BX | 1602450000 | C.199 |
| SLD 5.08/16/90G 3.2SN OR BX | 1601850000 | C.198 |
| SLD 5.08/18/180G 3.2SN OR BX | 1602460000 | C.199 |
| SLD 5.08/18/90G 3.2SN OR BX | 1601860000 | C.198 |
| SLD 5.08/20/180G 3.2SN OR BX | 1602470000 | C.199 |
| SLD 5.08/20/90G 3.2SN OR BX | 1601870000 | C.198 |
| SLD 5.08/22/180G 3.2SN OR BX | 1602480000 | C.199 |
| SLD 5.08/22/90G 3.2SN OR BX | 1601880000 | C.198 |
| SLD 5.08/24/180G 3.2SN OR BX | 1602490000 | C.199 |
| SLD 5.08/24/90G 3.2SN OR BX | 1601890000 | C.198 |
| SLD 5.08/26/180G 3.2SN OR BX | 1602500000 | C.199 |
| SLD 5.08/26/90G 3.2SN OR BX | 1601900000 | C.198 |
| SLD 5.08/28/180G 3.2SN OR BX | 1602510000 | C.199 |
| SLD 5.08/28/90G 3.2SN OR BX | 1601910000 | C.198 |
| SLD 5.08/30/180G 3.2SN OR BX | 1602520000 | C.199 |
| SLD 5.08/30/90G 3.2SN OR BX | 1601920000 | C.198 |
| SLD 5.08/32/180G 3.2SN OR BX | 1602530000 | C.199 |
| SLD 5.08/32/90G 3.2SN OR BX | 1601930000 | C.198 |
| SLD 5.08/34/180G 3.2SN OR BX | 1602540000 | C.199 |
| SLD 5.08/34/90G 3.2SN OR BX | 1601940000 | C.198 |
| SLD 5.08/36/180G 3.2SN OR BX | 1602550000 | C.199 |
| SLD 5.08/36/90G 3.2SN OR BX | 1601950000 | C.198 |
| SLD 5.08/38/180G 3.2SN OR BX | 1602560000 | C.199 |
| SLD 5.08/38/90G 3.2SN OR BX | 1601960000 | C.198 |
| SLD 5.08/40/180G 3.2SN OR BX | 1602570000 | C.199 |
| SLD 5.08/40/90G 3.2SN OR BX | 1601970000 | C.198 |
| SLD 5.08/42/180G 3.2SN OR BX | 1602580000 | C.199 |
| SLD 5.08/42/90G 3.2SN OR BX | 1601980000 | C.198 |
| SLD 5.08/44/180G 3.2SN OR BX | 1602590000 | C.199 |
| SLD 5.08/44/90G 3.2SN OR BX | 1601990000 | C.198 |
| SLD 5.08/46/180G 3.2SN OR BX | 1602600000 | C.199 |
| SLD 5.08/46/90G 3.2SN OR BX | 1602000000 | C.198 |
| SLD 5.08/48/180G 3.2SN OR BX | 1602610000 | C.199 |
| SLD 5.08/48/90G 3.2SN OR BX | 1602010000 | C.198 |
| SLD 5.08V/04/90 3.2 SN OR BX | 1725170000 | C.196 |
| SLD 5.08V/06/90 3.2 SN OR BX | 1725180000 | C.196 |
| SLD 5.08V/08/90 3.2 SN OR BX | 1725190000 | C.196 |
| SLD 5.08V/10/180 3.2 OR | 1725680000 | C.197 |
| SLD 5.08V/10/90 3.2 SN OR BX | 1725200000 | C.196 |
| SLD 5.08V/12/180 3.2 OR | 1725690000 | C.197 |
| SLD 5.08V/12/90 3.2 SN OR BX | 1725210000 | C.196 |
| SLD 5.08V/14/180 3.2 OR | 1725700000 | C.197 |
| SLD 5.08V/14/90 3.2 SN OR BX | 1725220000 | C.196 |
| SLD 5.08V/16/180 3.2 OR | 1725710000 | C.197 |
| SLD 5.08V/16/90 3.2 SN OR BX | 1725230000 | C.196 |
| SLD 5.08V/18/180 3.2 OR | 1725720000 | C.197 |
| SLD 5.08V/18/90 3.2 SN OR BX | 1725240000 | C.196 |
| SLD 5.08V/20/180 3.2 OR | 1725730000 | C.197 |
| SLD 5.08V/20/90 3.2 SN OR BX | 1725250000 | C.196 |
| SLD 5.08V/22/180 3.2 OR | 1725740000 | C.197 |
| SLD 5.08V/22/90 3.2 SN OR BX | 1725260000 | C.196 |
| SLD 5.08V/24/180 3.2 OR | 1725750000 | C.197 |
| SLD 5.08V/24/90 3.2 SN OR BX | 1725270000 | C.196 |
| SLD 5.08V/26/180 3.2 OR | 1725760000 | C.197 |
| SLD 5.08V/26/90 3.2 SN OR BX | 1725280000 | C.196 |
| SLD 5.08V/28/180 3.2 OR | 1725770000 | C.197 |
| SLD 5.08V/28/90 3.2 SN OR BX | 1725290000 | C.196 |
| SLD 5.08V/30/180 3.2 OR | 1725780000 | C.197 |
| SLD 5.08V/30/90 3.2 SN OR BX | 1725300000 | C.196 |
| SLD 5.08V/32/180 3.2 OR | 1725790000 | C.197 |
| SLD 5.08V/32/90 3.2 SN OR BX | 1725310000 | C.196 |
| SLD 5.08V/34/180 3.2 OR | 1725800000 | C.197 |
| SLD 5.08V/34/90 3.2 SN OR BX | 1725320000 | C.196 |
| SLD 5.08V/36/180 3.2 OR | 1725810000 | C.197 |
| SLD 5.08V/36/90 3.2 SN OR BX | 1725330000 | C.196 |
| SLD 5.08V/38/180 3.2 OR | 1725820000 | C.197 |
| SLD 5.08V/38/90 3.2 SN OR BX | 1725340000 | C.196 |
| SLD 5.08V/4/180 3.2 OR | 1725650000 | C.197 |
| SLD 5.08V/40/180 3.2 OR | 1725830000 | C.197 |
| SLD 5.08V/40/90 3.2 SN OR BX | 1725350000 | C.196 |
| SLD 5.08V/42/180 3.2 OR | 1725840000 | C.197 |
| SLD 5.08V/42/90 3.2 SN OR BX | 1725360000 | C.196 |
| SLD 5.08V/44/180 3.2 OR | 1725850000 | C.197 |
| SLD 5.08V/44/90 3.2 SN OR BX | 1725370000 | C.196 |
| SLD 5.08V/46/180 3.2 OR | 1725860000 | C.197 |
| SLD 5.08V/46/90 3.2 SN OR BX | 1725380000 | C.196 |
| SLD 5.08V/48/180 3.2 OR | 1725870000 | C.197 |
| SLD 5.08V/48/90 3.2 SN OR BX | 1725390000 | C.196 |
| SLD 5.08V/6/180 3.2 OR | 1725660000 | C.197 |
| SLD 5.08V/8/180 3.2 OR | 1725670000 | C.197 |
| SLDF 5.08 L/F 10 SN OR | 1599210000 | C.200 |
| SLDF 5.08 L/F 11 SN OR | 1599220000 | C.200 |
| SLDF 5.08 L/F 12 SN OR | 1599230000 | C.200 |
| SLDF 5.08 L/F 13 SN OR | 1599240000 | C.200 |
| SLDF 5.08 L/F 14 SN OR | 1599250000 | C.200 |
| SLDF 5.08 L/F 15 SN OR | 1599260000 | C.200 |
| SLDF 5.08 L/F 16 SN OR | 1599270000 | C.200 |
| SLDF 5.08 L/F 2 SN OR | 1599130000 | C.200 |
| SLDF 5.08 L/F 3 SN OR | 1599140000 | C.200 |
| SLDF 5.08 L/F 4 SN OR | 1599150000 | C.200 |
| SLDF 5.08 L/F 5 SN OR | 1599160000 | C.200 |
| SLDF 5.08 L/F 6 SN OR | 1599170000 | C.200 |
| SLDF 5.08 L/F 7 SN OR | 1599180000 | C.200 |
| SLDF 5.08 L/F 8 SN OR | 1599190000 | C.200 |
| SLDF 5.08 L/F 9 SN OR | 1599200000 | C.200 |
| SLDF VR | 1599120000 | D.5 |
| SLDV-THR 5.00/04/180F 1.5SN BK BX | 1895230000 | C.143 |
| SLDV-THR 5.00/04/180F 3.2SN BK BX | 1882930000 | C.143 |
| SLDV-THR 5.00/04/180FLF 1.5SN BK BX | 1895460000 | C.143 |
| SLDV-THR 5.00/04/180FLF 3.2SN BK BX | 1883100000 | C.143 |
| SLDV-THR 5.00/04/180G 1.5SN BK BX | 1894980000 | C.142 |
| SLDV-THR 5.00/04/180G 3.2SN BK BX | 1882690000 | C.142 |
| SLDV-THR 5.00/04/180GLF 1.5SN BK BX | 1911750000 | C.143 |
| SLDV-THR 5.00/04/180GLF 3.2SN BK BX | 1911290000 | C.143 |
| SLDV-THR 5.00/06/180F 1.5SN BK BX | 1895240000 | C.143 |
| SLDV-THR 5.00/06/180F 3.2SN BK BX | 1882940000 | C.143 |
| SLDV-THR 5.00/06/180FLF 1.5SN BK BX | 1895470000 | C.143 |
| SLDV-THR 5.00/06/180FLF 3.2SN BK BX | 1883110000 | C.143 |
| SLDV-THR 5.00/06/180G 1.5SN BK BX | 1894990000 | C.142 |
| SLDV-THR 5.00/06/180G 3.2SN BK BX | 1882700000 | C.142 |
| SLDV-THR 5.00/06/180GLF 1.5SN BK BX | 1911760000 | C.143 |
| SLDV-THR 5.00/06/180GLF 3.2SN BK BX | 1911310000 | C.143 |
| SLDV-THR 5.00/08/180F 1.5SN BK BX | 1895250000 | C.143 |
| SLDV-THR 5.00/08/180F 3.2SN BK BX | 1882950000 | C.143 |
| SLDV-THR 5.00/08/180FLF 1.5SN BK BX | 1895480000 | C.143 |
| SLDV-THR 5.00/08/180FLF 3.2SN BK BX | 1883120000 | C.143 |
| SLDV-THR 5.00/08/180G 1.5SN BK BX | 1895000000 | C.142 |
| SLDV-THR 5.00/08/180G 3.2SN BK BX | 1862370000 | C.142 |
| SLDV-THR 5.00/08/180GLF 1.5SN BK BX | 1911770000 | C.143 |
| SLDV-THR 5.00/08/180GLF 3.2SN BK BX | 1911320000 | C.143 |
| SLDV-THR 5.00/10/180F 1.5SN BK BX | 1895260000 | C.143 |
| SLDV-THR 5.00/10/180F 3.2SN BK BX | 1882960000 | C.143 |
| SLDV-THR 5.00/10/180FLF 1.5SN BK BX | 1895490000 | C.143 |
| SLDV-THR 5.00/10/180FLF 3.2SN BK BX | 1883130000 | C.143 |
| SLDV-THR 5.00/10/180G 1.5SN BK BX | 1895010000 | C.142 |
| SLDV-THR 5.00/10/180G 3.2SN BK BX | 1882710000 | C.142 |
| SLDV-THR 5.00/10/180GLF 1.5SN BK BX | 1911780000 | C.143 |
| SLDV-THR 5.00/10/180GLF 3.2SN BK BX | 1911330000 | C.143 |
| SLDV-THR 5.00/12/180F 1.5SN BK BX | 1895270000 | C.143 |





«ЭЛЕКТРО-ПРОФИ» - http://www.ep.ru

| Type | Order No. | Page |
|---|---|---|
| SLDV-THR 5.00/12/180F 3.2SN BK BX | 1882970000 | C.143 |
| SLDV-THR 5.00/12/180FLF 1.5SN BK BX | 1895500000 | C.143 |
| SLDV-THR 5.00/12/180FLF 3.2SN BK BX | 1883140000 | C.143 |
| SLDV-THR 5.00/12/180G 1.5SN BK BX | 1895020000 | C.142 |
| SLDV-THR 5.00/12/180G 3.2SN BK BX | 1882720000 | C.142 |
| SLDV-THR 5.00/12/180GLF 1.5SN BK BX | 1911790000 | C.143 |
| SLDV-THR 5.00/12/180GLF 3.2SN BK BX | 1911340000 | C.143 |
| SLDV-THR 5.00/14/180F 1.5SN BK BX | 1895280000 | C.143 |
| SLDV-THR 5.00/14/180F 3.2SN BK BX | 1882980000 | C.143 |
| SLDV-THR 5.00/14/180FLF 1.5SN BK BX | 1895510000 | C.143 |
| SLDV-THR 5.00/14/180FLF 3.2SN BK BX | 1883150000 | C.143 |
| SLDV-THR 5.00/14/180G 1.5SN BK BX | 1895030000 | C.142 |
| SLDV-THR 5.00/14/180G 3.2SN BK BX | 1882730000 | C.142 |
| SLDV-THR 5.00/14/180GLF 1.5SN BK BX | 1911800000 | C.143 |
| SLDV-THR 5.00/14/180GLF 3.2SN BK BX | 1911350000 | C.143 |
| SLDV-THR 5.00/16/180F 1.5SN BK BX | 1895290000 | C.143 |
| SLDV-THR 5.00/16/180F 3.2SN BK BX | 1882990000 | C.143 |
| SLDV-THR 5.00/16/180FLF 1.5SN BK BX | 1895520000 | C.143 |
| SLDV-THR 5.00/16/180FLF 3.2SN BK BX | 1883160000 | C.143 |
| SLDV-THR 5.00/16/180G 1.5SN BK BX | 1895040000 | C.142 |
| SLDV-THR 5.00/16/180G 3.2SN BK BX | 1862380000 | C.142 |
| SLDV-THR 5.00/16/180GLF 1.5SN BK BX | 1911810000 | C.143 |
| SLDV-THR 5.00/16/180GLF 3.2SN BK BX | 1911360000 | C.143 |
| SLDV-THR 5.00/18/180F 1.5SN BK BX | 1895300000 | C.143 |
| SLDV-THR 5.00/18/180F 3.2SN BK BX | 1883000000 | C.143 |
| SLDV-THR 5.00/18/180FLF 1.5SN BK BX | 1895530000 | C.143 |
| SLDV-THR 5.00/18/180FLF 3.2SN BK BX | 1883170000 | C.143 |
| SLDV-THR 5.00/18/180G 1.5SN BK BX | 1895050000 | C.142 |
| SLDV-THR 5.00/18/180G 3.2SN BK BX | 1882740000 | C.142 |
| SLDV-THR 5.00/18/180GLF 1.5SN BK BX | 1911820000 | C.143 |
| SLDV-THR 5.00/18/180GLF 3.2SN BK BX | 1911370000 | C.143 |
| SLDV-THR 5.00/20/180F 1.5SN BK BX | 1895310000 | C.143 |
| SLDV-THR 5.00/20/180F 3.2SN BK BX | 1881340000 | C.143 |
| SLDV-THR 5.00/20/180FLF 1.5SN BK BX | 1895540000 | C.143 |
| SLDV-THR 5.00/20/180FLF 3.2SN BK BX | 1883180000 | C.143 |
| SLDV-THR 5.00/20/180G 1.5SN BK BX | 1895060000 | C.142 |
| SLDV-THR 5.00/20/180G 3.2SN BK BX | 1862390000 | C.142 |
| SLDV-THR 5.00/20/180GLF 1.5SN BK BX | 1911830000 | C.143 |
| SLDV-THR 5.00/20/180GLF 3.2SN BK BX | 1911410000 | C.143 |
| SLDV-THR 5.00/22/180F 1.5SN BK BX | 1895320000 | C.143 |
| SLDV-THR 5.00/22/180F 3.2SN BK BX | 1883010000 | C.143 |
| SLDV-THR 5.00/22/180FLF 1.5SN BK BX | 1895550000 | C.143 |
| SLDV-THR 5.00/22/180FLF 3.2SN BK BX | 1883190000 | C.143 |
| SLDV-THR 5.00/22/180G 1.5SN BK BX | 1895070000 | C.142 |
| SLDV-THR 5.00/22/180G 3.2SN BK BX | 1882750000 | C.142 |
| SLDV-THR 5.00/22/180GLF 1.5SN BK BX | 1911840000 | C.143 |
| SLDV-THR 5.00/22/180GLF 3.2SN BK BX | 1911470000 | C.143 |
| SLDV-THR 5.00/24/180F 1.5SN BK BX | 1895330000 | C.143 |
| SLDV-THR 5.00/24/180F 3.2SN BK BX | 1881370000 | C.143 |
| SLDV-THR 5.00/24/180FLF 1.5SN BK BX | 1895560000 | C.143 |
| SLDV-THR 5.00/24/180FLF 3.2SN BK BX | 1883200000 | C.143 |
| SLDV-THR 5.00/24/180G 1.5SN BK BX | 1895080000 | C.142 |
| SLDV-THR 5.00/24/180G 3.2SN BK BX | 1882760000 | C.142 |
| SLDV-THR 5.00/24/180GLF 1.5SN BK BX | 1911850000 | C.143 |
| SLDV-THR 5.00/24/180GLF 3.2SN BK BX | 1911500000 | C.143 |
| SLDV-THR 5.00/26/180F 1.5SN BK BX | 1895340000 | C.143 |
| SLDV-THR 5.00/26/180F 3.2SN BK BX | 1883020000 | C.143 |
| SLDV-THR 5.00/26/180FLF 1.5SN BK BX | 1895570000 | C.143 |
| SLDV-THR 5.00/26/180FLF 3.2SN BK BX | 1883230000 | C.143 |
| SLDV-THR 5.00/26/180G 1.5SN BK BX | 1895090000 | C.142 |
| SLDV-THR 5.00/26/180G 3.2SN BK BX | 1882770000 | C.142 |
| SLDV-THR 5.00/26/180GLF 1.5SN BK BX | 1911860000 | C.143 |
| SLDV-THR 5.00/26/180GLF 3.2SN BK BX | 1911520000 | C.143 |
| SLDV-THR 5.00/28/180F 1.5SN BK BX | 1895350000 | C.143 |
| SLDV-THR 5.00/28/180F 3.2SN BK BX | 1881390000 | C.143 |
| SLDV-THR 5.00/28/180FLF 1.5SN BK BX | 1895580000 | C.143 |
| SLDV-THR 5.00/28/180FLF 3.2SN BK BX | 1883240000 | C.143 |
| SLDV-THR 5.00/28/180G 1.5SN BK BX | 1895100000 | C.142 |
| SLDV-THR 5.00/28/180G 3.2SN BK BX | 1882780000 | C.142 |
| SLDV-THR 5.00/28/180GLF 1.5SN BK BX | 1911870000 | C.143 |
| SLDV-THR 5.00/28/180GLF 3.2SN BK BX | 1911550000 | C.143 |
| SLDV-THR 5.00/30/180F 1.5SN BK BX | 1895360000 | C.143 |
| SLDV-THR 5.00/30/180F 3.2SN BK BX | 1883030000 | C.143 |
| SLDV-THR 5.00/30/180FLF 1.5SN BK BX | 1895590000 | C.143 |
| SLDV-THR 5.00/30/180FLF 3.2SN BK BX | 1883250000 | C.143 |
| SLDV-THR 5.00/30/180G 1.5SN BK BX | 1895110000 | C.142 |
| SLDV-THR 5.00/30/180G 3.2SN BK BX | 1882790000 | C.142 |
| SLDV-THR 5.00/30/180GLF 1.5SN BK BX | 1911880000 | C.143 |
| SLDV-THR 5.00/30/180GLF 3.2SN BK BX | 1911640000 | C.143 |
| SLDV-THR 5.00/32/180F 1.5SN BK BX | 1895370000 | C.143 |
| SLDV-THR 5.00/32/180F 3.2SN BK BX | 1881400000 | C.143 |
| SLDV-THR 5.00/32/180FLF 1.5SN BK BX | 1895600000 | C.143 |
| SLDV-THR 5.00/32/180FLF 3.2SN BK BX | 1883270000 | C.143 |
| SLDV-THR 5.00/32/180G 1.5SN BK BX | 1895120000 | C.142 |
| SLDV-THR 5.00/32/180G 3.2SN BK BX | 1882800000 | C.142 |
| SLDV-THR 5.00/32/180GLF 1.5SN BK BX | 1911890000 | C.143 |
| SLDV-THR 5.00/32/180GLF 3.2SN BK BX | 1911650000 | C.143 |
| SLDV-THR 5.00/34/180F 1.5SN BK BX | 1895380000 | C.143 |
| SLDV-THR 5.00/34/180F 3.2SN BK BX | 1881420000 | C.143 |
| SLDV-THR 5.00/34/180FLF 1.5SN BK BX | 1895610000 | C.143 |
| SLDV-THR 5.00/34/180FLF 3.2SN BK BX | 1883280000 | C.143 |
| SLDV-THR 5.00/34/180G 1.5SN BK BX | 1895130000 | C.142 |
| SLDV-THR 5.00/34/180G 3.2SN BK BX | 1882810000 | C.142 |
| SLDV-THR 5.00/34/180GLF 1.5SN BK BX | 1911900000 | C.143 |
| SLDV-THR 5.00/34/180GLF 3.2SN BK BX | 1911660000 | C.143 |
| SLDV-THR 5.00/36/180F 1.5SN BK BX | 1895390000 | C.143 |
| SLDV-THR 5.00/36/180F 3.2SN BK BX | 1881470000 | C.143 |
| SLDV-THR 5.00/36/180FLF 1.5SN BK BX | 1895620000 | C.143 |
| SLDV-THR 5.00/36/180FLF 3.2SN BK BX | 1883290000 | C.143 |
| SLDV-THR 5.00/36/180G 1.5SN BK BX | 1895140000 | C.142 |
| SLDV-THR 5.00/36/180G 3.2SN BK BX | 1882820000 | C.142 |
| SLDV-THR 5.00/36/180GLF 1.5SN BK BX | 1911910000 | C.143 |
| SLDV-THR 5.00/36/180GLF 3.2SN BK BX | 1911670000 | C.143 |
| SLDV-THR 5.00/38/180F 1.5SN BK BX | 1895400000 | C.143 |
| SLDV-THR 5.00/38/180F 3.2SN BK BX | 1883040000 | C.143 |
| SLDV-THR 5.00/38/180FLF 1.5SN BK BX | 1895630000 | C.143 |
| SLDV-THR 5.00/38/180FLF 3.2SN BK BX | 1883300000 | C.143 |
| SLDV-THR 5.00/38/180G 1.5SN BK BX | 1895150000 | C.142 |
| SLDV-THR 5.00/38/180G 3.2SN BK BX | 1882830000 | C.142 |
| SLDV-THR 5.00/38/180GLF 1.5SN BK BX | 1911920000 | C.143 |
| SLDV-THR 5.00/38/180GLF 3.2SN BK BX | 1911680000 | C.143 |
| SLDV-THR 5.00/40/180F 1.5SN BK BX | 1895410000 | C.143 |
| SLDV-THR 5.00/40/180F 3.2SN BK BX | 1881490000 | C.143 |
| SLDV-THR 5.00/40/180FLF 1.5SN BK BX | 1895640000 | C.143 |
| SLDV-THR 5.00/40/180FLF 3.2SN BK BX | 1883310000 | C.143 |
| SLDV-THR 5.00/40/180G 1.5SN BK BX | 1895180000 | C.142 |
| SLDV-THR 5.00/40/180G 3.2SN BK BX | 1862400000 | C.142 |
| SLDV-THR 5.00/40/180GLF 1.5SN BK BX | 1911930000 | C.143 |
| SLDV-THR 5.00/40/180GLF 3.2SN BK BX | 1911690000 | C.143 |
| SLDV-THR 5.00/42/180F 1.5SN BK BX | 1895420000 | C.143 |
| SLDV-THR 5.00/42/180F 3.2SN BK BX | 1883050000 | C.143 |
| SLDV-THR 5.00/42/180FLF 1.5SN BK BX | 1895650000 | C.143 |
| SLDV-THR 5.00/42/180FLF 3.2SN BK BX | 1883320000 | C.143 |
| SLDV-THR 5.00/42/180G 1.5SN BK BX | 1895190000 | C.142 |
| SLDV-THR 5.00/42/180G 3.2SN BK BX | 1882840000 | C.142 |
| SLDV-THR 5.00/42/180GLF 1.5SN BK BX | 1911940000 | C.143 |
| SLDV-THR 5.00/42/180GLF 3.2SN BK BX | 1911710000 | C.143 |
| SLDV-THR 5.00/44/180F 1.5SN BK BX | 1895430000 | C.143 |
| SLDV-THR 5.00/44/180F 3.2SN BK BX | 1883060000 | C.143 |
| SLDV-THR 5.00/44/180FLF 1.5SN BK BX | 1895660000 | C.143 |
| SLDV-THR 5.00/44/180FLF 3.2SN BK BX | 1883330000 | C.143 |
| SLDV-THR 5.00/44/180G 1.5SN BK BX | 1895200000 | C.142 |
| SLDV-THR 5.00/44/180G 3.2SN BK BX | 1882850000 | C.142 |
| SLDV-THR 5.00/44/180GLF 1.5SN BK BX | 1911950000 | C.143 |
| SLDV-THR 5.00/44/180GLF 3.2SN BK BX | 1911720000 | C.143 |
| SLDV-THR 5.00/46/180F 1.5SN BK BX | 1895440000 | C.143 |
| SLDV-THR 5.00/46/180F 3.2SN BK BX | 1883070000 | C.143 |
| SLDV-THR 5.00/46/180FLF 1.5SN BK BX | 1895670000 | C.143 |
| SLDV-THR 5.00/46/180FLF 3.2SN BK BX | 1883340000 | C.143 |
| SLDV-THR 5.00/46/180G 1.5SN BK BX | 1895210000 | C.142 |
| SLDV-THR 5.00/46/180G 3.2SN BK BX | 1882860000 | C.142 |
| SLDV-THR 5.00/46/180GLF 1.5SN BK BX | 1911960000 | C.143 |
| SLDV-THR 5.00/46/180GLF 3.2SN BK BX | 1911730000 | C.143 |
| SLDV-THR 5.00/48/180F 1.5SN BK BX | 1895450000 | C.143 |
| SLDV-THR 5.00/48/180F 3.2SN BK BX | 1883080000 | C.143 |
| SLDV-THR 5.00/48/180FLF 1.5SN BK BX | 1895680000 | C.143 |
| SLDV-THR 5.00/48/180FLF 3.2SN BK BX | 1883350000 | C.143 |
| SLDV-THR 5.00/48/180G 1.5SN BK BX | 1895220000 | C.142 |
| SLDV-THR 5.00/48/180G 3.2SN BK BX | 1882870000 | C.142 |
| SLDV-THR 5.00/48/180GLF 1.5SN BK BX | 1911970000 | C.143 |
| SLDV-THR 5.00/48/180GLF 3.2SN BK BX | 1911740000 | C.143 |
| SLDV-THR 5.08/04/180F 1.5SN BK BX | 1828890000 | C.184 |
| SLDV-THR 5.08/04/180F 3.2SN BK BX | 1828770000 | C.184 |
| SLDV-THR 5.08/04/180FLF 1.5SN BK BX | 1829130000 | C.185 |
| SLDV-THR 5.08/04/180FLF 3.2SN BK BX | 1829010000 | C.185 |
| SLDV-THR 5.08/06/180F 1.5SN BK BX | 1828900000 | C.184 |
| SLDV-THR 5.08/06/180F 3.2SN BK BX | 1828780000 | C.184 |
| SLDV-THR 5.08/06/180FLF 1.5SN BK BX | 1829140000 | C.185 |
| SLDV-THR 5.08/06/180FLF 3.2SN BK BX | 1829020000 | C.185 |
| SLDV-THR 5.08/08/180F 1.5SN BK BX | 1828910000 | C.184 |
| SLDV-THR 5.08/08/180F 3.2SN BK BX | 1828790000 | C.184 |
| SLDV-THR 5.08/08/180FLF 1.5SN BK BX | 1829150000 | C.185 |
| SLDV-THR 5.08/08/180FLF 3.2SN BK BX | 1829030000 | C.185 |
| SLDV-THR 5.08/10/180F 1.5SN BK BX | 1828920000 | C.184 |
| SLDV-THR 5.08/10/180F 3.2SN BK BX | 1828800000 | C.184 |
| SLDV-THR 5.08/10/180FLF 1.5SN BK BX | 1829160000 | C.185 |
| SLDV-THR 5.08/10/180FLF 3.2SN BK BX | 1829040000 | C.185 |
| SLDV-THR 5.08/12/180F 1.5SN BK BX | 1828930000 | C.184 |
| SLDV-THR 5.08/12/180F 3.2SN BK BX | 1828810000 | C.184 |
| SLDV-THR 5.08/12/180FLF 1.5SN BK BX | 1829170000 | C.185 |
| SLDV-THR 5.08/12/180FLF 3.2SN BK BX | 1829050000 | C.185 |
| SLDV-THR 5.08/14/180F 1.5SN BK BX | 1828940000 | C.184 |
| SLDV-THR 5.08/14/180F 3.2SN BK BX | 1828820000 | C.184 |
| SLDV-THR 5.08/14/180FLF 1.5SN BK BX | 1829180000 | C.185 |
| SLDV-THR 5.08/14/180FLF 3.2SN BK BX | 1829060000 | C.185 |
| SLDV-THR 5.08/16/180F 1.5SN BK BX | 1828950000 | C.184 |
| SLDV-THR 5.08/16/180F 3.2SN BK BX | 1828830000 | C.184 |
| SLDV-THR 5.08/16/180FLF 1.5SN BK BX | 1829190000 | C.185 |
| SLDV-THR 5.08/16/180FLF 3.2SN BK BX | 1829070000 | C.185 |
| SLDV-THR 5.08/18/180F 1.5SN BK BX | 1828960000 | C.184 |
| SLDV-THR 5.08/18/180F 3.2SN BK BX | 1828840000 | C.184 |
| SLDV-THR 5.08/18/180FLF 1.5SN BK BX | 1829200000 | C.185 |
| SLDV-THR 5.08/18/180FLF 3.2SN BK BX | 1829080000 | C.185 |
| SLDV-THR 5.08/20/180F 1.5SN BK BX | 1828970000 | C.184 |
| SLDV-THR 5.08/20/180F 3.2SN BK BX | 1828850000 | C.184 |
| SLDV-THR 5.08/20/180FLF 1.5SN BK BX | 1829210000 | C.185 |
| SLDV-THR 5.08/20/180FLF 3.2SN BK BX | 1829090000 | C.185 |
| SLDV-THR 5.08/22/180F 1.5SN BK BX | 1828980000 | C.184 |
| SLDV-THR 5.08/22/180F 3.2SN BK BX | 1828860000 | C.184 |
| SLDV-THR 5.08/22/180FLF 1.5SN BK BX | 1829220000 | C.185 |
| SLDV-THR 5.08/22/180FLF 3.2SN BK BX | 1829100000 | C.185 |
| SLDV-THR 5.08/24/180F 1.5SN BK BX | 1828990000 | C.184 |
| SLDV-THR 5.08/24/180F 3.2SN BK BX | 1828870000 | C.184 |
| SLDV-THR 5.08/24/180FLF 1.5SN BK BX | 1829230000 | C.185 |
| SLDV-THR 5.08/24/180FLF 3.2SN BK BX | 1829110000 | C.185 |
| SLDV-THR 5.08/26/180F 1.5SN BK BX | 1829000000 | C.184 |
| SLDV-THR 5.08/26/180F 3.2SN BK BX | 1828880000 | C.184 |
| SLDV-THR 5.08/26/180FLF 1.5SN BK BX | 1829240000 | C.185 |
| SLDV-THR 5.08/26/180FLF 3.2SN BK BX | 1829120000 | C.185 |
| SLDV-THR 5.08/28/180F 1.5SN BK BX | 1881310000 | C.184 |
| SLDV-THR 5.08/28/180F 3.2SN BK BX | 1889340000 | C.184 |
| SLDV-THR 5.08/28/180FLF 1.5SN BK BX | 1881480000 | C.185 |
| SLDV-THR 5.08/28/180FLF 3.2SN BK BX | 1889200000 | C.185 |
| SLDV-THR 5.08/30/180F 1.5SN BK BX | 1881320000 | C.184 |
| SLDV-THR 5.08/30/180F 3.2SN BK BX | 1889350000 | C.184 |
| SLDV-THR 5.08/30/180FLF 1.5SN BK BX | 1881500000 | C.185 |
| SLDV-THR 5.08/30/180FLF 3.2SN BK BX | 1889210000 | C.185 |
| SLDV-THR 5.08/32/180F 1.5SN BK BX | 1881330000 | C.184 |
| SLDV-THR 5.08/32/180F 3.2SN BK BX | 1866330000 | C.184 |
| SLDV-THR 5.08/32/180FLF 1.5SN BK BX | 1881510000 | C.185 |
| SLDV-THR 5.08/32/180FLF 3.2SN BK BX | 1866320000 | C.185 |
| SLDV-THR 5.08/34/180F 1.5SN BK BX | 1881350000 | C.184 |
| SLDV-THR 5.08/34/180F 3.2SN BK BX | 1889360000 | C.184 |
| SLDV-THR 5.08/34/180FLF 1.5SN BK BX | 1881520000 | C.185 |
| SLDV-THR 5.08/34/180FLF 3.2SN BK BX | 1889220000 | C.185 |
| SLDV-THR 5.08/36/180F 1.5SN BK BX | 1881360000 | C.184 |
| SLDV-THR 5.08/36/180F 3.2SN BK BX | 1889370000 | C.184 |
| SLDV-THR 5.08/36/180FLF 1.5SN BK BX | 1881530000 | C.185 |
| SLDV-THR 5.08/36/180FLF 3.2SN BK BX | 1889270000 | C.185 |
| SLDV-THR 5.08/38/180F 1.5SN BK BX | 1881380000 | C.184 |
| SLDV-THR 5.08/38/180F 3.2SN BK BX | 1889380000 | C.184 |
| SLDV-THR 5.08/38/180FLF 1.5SN BK BX | 1881540000 | C.185 |
| SLDV-THR 5.08/38/180FLF 3.2SN BK BX | 1889280000 | C.185 |
| SLDV-THR 5.08/40/180F 1.5SN BK BX | 1881410000 | C.184 |
| SLDV-THR 5.08/40/180F 3.2SN BK BX | 1889390000 | C.184 |
| SLDV-THR 5.08/40/180FLF 1.5SN BK BX | 1881550000 | C.185 |
| SLDV-THR 5.08/40/180FLF 3.2SN BK BX | 1889290000 | C.185 |
| SLDV-THR 5.08/42/180F 1.5SN BK BX | 1881430000 | C.184 |
| SLDV-THR 5.08/42/180F 3.2SN BK BX | 1889400000 | C.184 |
| SLDV-THR 5.08/42/180FLF 1.5SN BK BX | 1881560000 | C.185 |
| SLDV-THR 5.08/42/180FLF 3.2SN BK BX | 1889300000 | C.185 |
| SLDV-THR 5.08/44/180F 1.5SN BK BX | 1881440000 | C.184 |
| SLDV-THR 5.08/44/180F 3.2SN BK BX | 1889410000 | C.184 |
| SLDV-THR 5.08/44/180FLF 1.5SN BK BX | 1881570000 | C.185 |
| SLDV-THR 5.08/44/180FLF 3.2SN BK BX | 1889310000 | C.185 |
| SLDV-THR 5.08/46/180F 1.5SN BK BX | 1881450000 | C.184 |
| SLDV-THR 5.08/46/180F 3.2SN BK BX | 1889420000 | C.184 |
| SLDV-THR 5.08/46/180FLF 1.5SN BK BX | 1881580000 | C.185 |
| SLDV-THR 5.08/46/180FLF 3.2SN BK BX | 1889320000 | C.185 |
| SLDV-THR 5.08/48/180F 1.5SN BK BX | 1881460000 | C.184 |
| SLDV-THR 5.08/48/180F 3.2SN BK BX | 1889430000 | C.184 |
| SLDV-THR 5.08/48/180FLF 1.5SN BK BX | 1881590000 | C.185 |
| SLDV-THR 5.08/48/180FLF 3.2SN BK BX | 1889330000 | C.185 |
| SLEH 5.08/2 LI12.5 2.4 SN OR BX | 8427400000 | I.38 |
| SLEH 5.08/2 RE12.5 2.4 SN OR BX | 8427390000 | I.38 |
| SLEH 5.08/3 LI17.5 2.4 SN BE BX | 8449230000 | I.39 |
| SLEH 5.08/3 LI22.5 2.4 SN OR BX | 8426630000 | I.40 |
| SLEH 5.08/3 LI22.5 2.4 SN OR BX | 8426630000 | I.41 |
| SLEH 5.08/3 LI22.5 2.4 SN OR BX | 8426630000 | I.42 |
| SLEH 5.08/3 LI22.5 2.4 SN OR BX | 8426630000 | I.43 |
| SLEH 5.08/3 RE17.5 2.4 SN BE BX | 8449220000 | I.39 |
| SLEH 5.08/3 RE22.5 2.4 SN OR BX | 8426620000 | I.40 |
| SLEH 5.08/3 RE22.5 2.4 SN OR BX | 8426620000 | I.41 |
| SLEH 5.08/3 RE22.5 2.4 SN OR BX | 8426620000 | I.42 |
| SLEH 5.08/3 RE22.5 2.4 SN OR BX | 8426620000 | I.43 |
| SLF 7.62HP/02/180F SN BK BX | 1043670000 | F.35 |
| SLF 7.62HP/02/180G SN BK BX | 1043590000 | F.34 |
| SLF 7.62HP/02/180LR SN BK BX | 1043750000 | F.35 |
| SLF 7.62HP/03/180F SN BK BX | 1043680000 | F.35 |
| SLF 7.62HP/03/180G SN BK BX | 1043600000 | F.34 |
| SLF 7.62HP/03/180LR SN BK BX | 1043760000 | F.35 |
| SLF 7.62HP/04/180F SN BK BX | 1043690000 | F.35 |
| SLF 7.62HP/04/180G SN BK BX | 1043610000 | F.34 |
| SLF 7.62HP/04/180LR SN BK BX | 1043770000 | F.35 |
| SLF 7.62HP/05/180F SN BK BX | 1043700000 | F.35 |
| SLF 7.62HP/05/180G SN BK BX | 1043620000 | F.34 |
| SLF 7.62HP/05/180LR SN BK BX | 1043780000 | F.35 |
| SLH-THR5.08/16/180F 3.2SN BK BX | 1190600000 | C.186 |
| SLS 5.08/02/180B SN OR BX | 1627240000 | C.202 |
| SLS 5.08/02/180F SN OR BX | 1846360000 | C.203 |
| SLS 5.08/02/180FI SN OR BX | 1846210000 | C.203 |
| SLS 5.08/03/180B SN OR BX | 1627250000 | C.202 |
| SLS 5.08/03/180F SN OR BX | 1846370000 | C.203 |
| SLS 5.08/03/180FI SN OR BX | 1846220000 | C.203 |
| SLS 5.08/04/180B SN OR BX | 1627260000 | C.202 |
| SLS 5.08/04/180F SN OR BX | 1846380000 | C.203 |
| SLS 5.08/04/180FI SN OR BX | 1846230000 | C.203 |
| SLS 5.08/04/180TB KF SN OR BX | 1846130000 | C.205 |
| SLS 5.08/04/180TB RF15 SN OR BX | 1846050000 | C.204 |
| SLS 5.08/05/180B SN OR BX | 1627270000 | C.202 |
| SLS 5.08/05/180F SN OR BX | 1846390000 | C.203 |
| SLS 5.08/05/180FI SN OR BX | 1846240000 | C.203 |
| SLS 5.08/06/180B SN OR BX | 1627280000 | C.202 |
| SLS 5.08/06/180F SN OR BX | 1846400000 | C.203 |
| SLS 5.08/06/180FI SN OR BX | 1846250000 | C.203 |
| SLS 5.08/06/180TB KF SN OR BX | 1846140000 | C.205 |
| SLS 5.08/06/180TB RF15 SN OR BX | 1846060000 | C.204 |
| SLS 5.08/07/180B SN OR BX | 1627290000 | C.202 |
| SLS 5.08/07/180F SN OR BX | 1846410000 | C.203 |
| SLS 5.08/07/180FI SN OR BX | 1846260000 | C.203 |
| SLS 5.08/08/180B SN OR BX | 1627300000 | C.202 |
| SLS 5.08/08/180F SN OR BX | 1846420000 | C.203 |
| SLS 5.08/08/180FI SN OR BX | 1846270000 | C.203 |
| SLS 5.08/08/180TB KF SN OR BX | 1846150000 | C.205 |
| SLS 5.08/08/180TB RF15 SN OR BX | 1846070000 | C.204 |
| SLS 5.08/09/180B SN OR BX | 1627310000 | C.202 |
| SLS 5.08/09/180F SN OR BX | 1846430000 | C.203 |
| SLS 5.08/09/180FI SN OR BX | 1846280000 | C.203 |
| SLS 5.08/10/180B SN OR BX | 1627320000 | C.202 |
| SLS 5.08/10/180F SN OR BX | 1846440000 | C.203 |



«ЭЛЕКТРО-ПРОФИ» - http://www.ep.ru

| Type | Order No. | Page |
|---|---|---|
| SLS 5.08/10/180FI SN OR BX | 1846290000 | C.203 |
| SLS 5.08/10/180TB KF SN OR BX | 1846160000 | C.205 |
| SLS 5.08/10/180TB RF15 SN OR BX | 1846080000 | C.204 |
| SLS 5.08/11/180B SN OR BX | 1627330000 | C.202 |
| SLS 5.08/11/180F SN OR BX | 1846450000 | C.203 |
| SLS 5.08/11/180FI SN OR BX | 1846300000 | C.203 |
| SLS 5.08/12/180B SN OR BX | 1627340000 | C.202 |
| SLS 5.08/12/180F SN OR BX | 1846460000 | C.203 |
| SLS 5.08/12/180FI SN OR BX | 1846310000 | C.203 |
| SLS 5.08/12/180TB KF SN OR BX | 1846170000 | C.205 |
| SLS 5.08/12/180TB RF15 SN OR BX | 1846090000 | C.204 |
| SLS 5.08/13/180B SN OR BX | 1627350000 | C.202 |
| SLS 5.08/13/180F SN OR BX | 1846470000 | C.203 |
| SLS 5.08/13/180FI SN OR BX | 1846320000 | C.203 |
| SLS 5.08/14/180B SN OR BX | 1627360000 | C.202 |
| SLS 5.08/14/180F SN OR BX | 1846480000 | C.203 |
| SLS 5.08/14/180FI SN OR BX | 1846330000 | C.203 |
| SLS 5.08/15/180B SN OR BX | 1627370000 | C.202 |
| SLS 5.08/15/180F SN OR BX | 1846490000 | C.203 |
| SLS 5.08/15/180FI SN OR BX | 1846340000 | C.203 |
| SLS 5.08/16/180B SN OR BX | 1627380000 | C.202 |
| SLS 5.08/16/180F SN OR BX | 1846500000 | C.203 |
| SLS 5.08/16/180FI SN OR BX | 1846350000 | C.203 |
| SLS 5.08/16/180TB KF SN OR BX | 1846180000 | C.205 |
| SLS 5.08/16/180TB RF15 SN OR BX | 1846100000 | C.204 |
| SLS 5.08/17/180B SN OR BX | 1645150000 | C.202 |
| SLS 5.08/18/180B SN OR BX | 1645160000 | C.202 |
| SLS 5.08/19/180B SN OR BX | 1645170000 | C.202 |
| SLS 5.08/20/180B SN OR BX | 1645180000 | C.202 |
| SLS 5.08/20/180TB KF SN OR BX | 1846190000 | C.205 |
| SLS 5.08/20/180TB RF15 SN OR BX | 1846110000 | C.204 |
| SLS 5.08/21/180B SN OR BX | 1645190000 | C.202 |
| SLS 5.08/22/180B SN OR BX | 1645200000 | C.202 |
| SLS 5.08/23/180B SN OR BX | 1645210000 | C.202 |
| SLS 5.08/24/180B SN OR BX | 1645220000 | C.202 |
| SLS 5.08/24/180TB KF SN OR BX | 1846200000 | C.205 |
| SLS 5.08/24/180TB RF15 SN OR BX | 1846120000 | C.204 |
| SL-SMART 5.0X/02/180 1.5SN BK RL | 1812450000 | C.183 |
| SL-SMART 5.0X/02/90 1.5SN BK RL | 1812430000 | C.182 |
| SL-SMART 5.0X/03/180 1.5SN BK RL | 1812460000 | C.183 |
| SL-SMART 5.0X/03/90 1.5SN BK RL | 1812440000 | C.182 |
| SL-SMT 3.50/02/135F 3.2SN BK BX | 1003510000 | C.37 |
| SL-SMT 3.50/02/180F 1.5SN BK BX | 1760962001 | C.29 |
| SL-SMT 3.50/02/180F 3.2SN BK BX | 1842770000 | C.29 |
| SL-SMT 3.50/02/180G 1.5SN BK BX | 1752982001 | C.30 |
| SL-SMT 3.50/02/180G 1.5SN BK RL | 1752984002 | C.31 |
| SL-SMT 3.50/02/180G 3.2SN BK BX | 1842320000 | C.30 |
| SL-SMT 3.50/02/180LF 1.5SN BK BX | 1804700000 | C.31 |
| SL-SMT 3.50/02/180LF 1.5SN BK RL | 1805210000 | C.31 |
| SL-SMT 3.50/02/180LF 3.2SN BK BX | 1842540000 | C.31 |
| SL-SMT 3.50/02/90F 3.2SN BK BX | 1842080000 | C.28 |
| SL-SMT 3.50/02/90G 1.5SN BK BX | 1761542001 | C.26 |
| SL-SMT 3.50/02/90G 1.5SN BK RL | 1761544002 | C.27 |
| SL-SMT 3.50/02/90G 3.2SN BK BX | 1841630000 | C.26 |
| SL-SMT 3.50/02/90LF 1.5SN BK BX | 1804940000 | C.27 |
| SL-SMT 3.50/02/90LF 1.5SN BK RL | 1805310000 | C.27 |
| SL-SMT 3.50/02/90LF 3.2SN BK BX | 1841860000 | C.27 |
| SL-SMT 3.50/03/135F 3.2SN BK BX | 1003520000 | C.37 |
| SL-SMT 3.50/03/180F 1.5SN BK BX | 1760972001 | C.29 |
| SL-SMT 3.50/03/180F 3.2SN BK BX | 1842780000 | C.29 |
| SL-SMT 3.50/03/180G 1.5SN BK BX | 1752992001 | C.30 |
| SL-SMT 3.50/03/180G 1.5SN BK RL | 1752994002 | C.31 |
| SL-SMT 3.50/03/180G 3.2SN BK BX | 1842330000 | C.30 |
| SL-SMT 3.50/03/180LF 1.5SN BK BX | 1804710000 | C.31 |
| SL-SMT 3.50/03/180LF 1.5SN BK RL | 1805230000 | C.31 |
| SL-SMT 3.50/03/180LF 3.2SN BK BX | 1842550000 | C.31 |
| SL-SMT 3.50/03/90F 3.2SN BK BX | 1842090000 | C.28 |
| SL-SMT 3.50/03/90G 1.5SN BK BX | 1761552001 | C.26 |
| SL-SMT 3.50/03/90G 1.5SN BK RL | 1761554002 | C.27 |
| SL-SMT 3.50/03/90G 3.2SN BK BX | 1841640000 | C.26 |
| SL-SMT 3.50/03/90LF 1.5SN BK BX | 1804950000 | C.27 |
| SL-SMT 3.50/03/90LF 1.5SN BK RL | 1805320000 | C.27 |
| SL-SMT 3.50/03/90LF 3.2SN BK BX | 1841870000 | C.27 |
| SL-SMT 3.50/03/90RF 1.5SN BK BX | 1060810000 | C.29 |
| SL-SMT 3.50/04/135F 3.2SN BK BX | 1003530000 | C.37 |
| SL-SMT 3.50/04/180F 1.5SN BK BX | 1760982001 | C.29 |
| SL-SMT 3.50/04/180F 3.2SN BK BX | 1842790000 | C.29 |
| SL-SMT 3.50/04/180G 1.5SN BK BX | 1753002001 | C.30 |
| SL-SMT 3.50/04/180G 1.5SN BK RL | 1753004002 | C.31 |
| SL-SMT 3.50/04/180G 3.2SN BK BX | 1842340000 | C.30 |
| SL-SMT 3.50/04/180LF 1.5SN BK BX | 1804720000 | C.31 |
| SL-SMT 3.50/04/180LF 1.5SN BK RL | 1805240000 | C.31 |
| SL-SMT 3.50/04/180LF 3.2SN BK BX | 1842560000 | C.31 |
| SL-SMT 3.50/04/90F 3.2SN BK BX | 1842100000 | C.28 |
| SL-SMT 3.50/04/90G 1.5SN BK BX | 1761562001 | C.26 |
| SL-SMT 3.50/04/90G 1.5SN BK RL | 1761564002 | C.27 |
| SL-SMT 3.50/04/90G 3.2SN BK BX | 1841650000 | C.26 |
| SL-SMT 3.50/04/90LF 1.5SN BK BX | 1804960000 | C.27 |
| SL-SMT 3.50/04/90LF 1.5SN BK RL | 1805330000 | C.27 |
| SL-SMT 3.50/04/90LF 3.2SN BK BX | 1841880000 | C.27 |
| SL-SMT 3.50/04/90RF 1.5SN BK BX | 1000600000 | C.29 |
| SL-SMT 3.50/05/135F 3.2SN BK BX | 1003540000 | C.37 |
| SL-SMT 3.50/05/180F 1.5SN BK BX | 1760992001 | C.29 |
| SL-SMT 3.50/05/180F 3.2SN BK BX | 1842800000 | C.29 |
| SL-SMT 3.50/05/180G 1.5SN BK BX | 1753012001 | C.30 |
| SL-SMT 3.50/05/180G 1.5SN BK RL | 1753014002 | C.31 |
| SL-SMT 3.50/05/180G 3.2SN BK BX | 1842350000 | C.30 |
| SL-SMT 3.50/05/180LF 1.5SN BK BX | 1804730000 | C.31 |
| SL-SMT 3.50/05/180LF 1.5SN BK RL | 1805250000 | C.31 |
| SL-SMT 3.50/05/180LF 3.2SN BK BX | 1842570000 | C.31 |
| SL-SMT 3.50/05/90F 3.2SN BK BX | 1842110000 | C.28 |
| SL-SMT 3.50/05/90G 1.5SN BK BX | 1761572001 | C.26 |
| SL-SMT 3.50/05/90G 1.5SN BK RL | 1761574002 | C.27 |
| SL-SMT 3.50/05/90G 3.2SN BK BX | 1841660000 | C.26 |
| SL-SMT 3.50/05/90LF 1.5SN BK BX | 1804970000 | C.27 |
| SL-SMT 3.50/05/90LF 1.5SN BK RL | 1805340000 | C.27 |
| SL-SMT 3.50/05/90LF 3.2SN BK BX | 1841890000 | C.27 |
| SL-SMT 3.50/05/90RF 1.5SN BK BX | 1000610000 | C.29 |
| SL-SMT 3.50/06/135F 3.2SN BK BX | 1003550000 | C.37 |
| SL-SMT 3.50/06/180F 1.5SN BK BX | 1761002001 | C.29 |
| SL-SMT 3.50/06/180F 3.2SN BK BX | 1842810000 | C.29 |
| SL-SMT 3.50/06/180G 1.5SN BK BX | 1753022001 | C.30 |
| SL-SMT 3.50/06/180G 1.5SN BK RL | 1753024001 | C.31 |
| SL-SMT 3.50/06/180G 3.2SN BK BX | 1842360000 | C.30 |
| SL-SMT 3.50/06/180LF 1.5SN BK BX | 1804740000 | C.31 |
| SL-SMT 3.50/06/180LF 1.5SN BK RL | 1805270000 | C.31 |
| SL-SMT 3.50/06/180LF 3.2SN BK BX | 1842580000 | C.31 |
| SL-SMT 3.50/06/90F 3.2SN BK BX | 1842120000 | C.28 |
| SL-SMT 3.50/06/90G 1.5SN BK BX | 1761582001 | C.26 |
| SL-SMT 3.50/06/90G 1.5SN BK RL | 1761584001 | C.27 |
| SL-SMT 3.50/06/90G 3.2SN BK BX | 1841670000 | C.26 |
| SL-SMT 3.50/06/90LF 1.5SN BK BX | 1804980000 | C.27 |
| SL-SMT 3.50/06/90LF 1.5SN BK RL | 1805350000 | C.27 |
| SL-SMT 3.50/06/90LF 3.2SN BK BX | 1841900000 | C.27 |
| SL-SMT 3.50/06/90RF 1.5SN BK BX | 1000620000 | C.29 |
| SL-SMT 3.50/07/135F 3.2SN BK BX | 1003560000 | C.37 |
| SL-SMT 3.50/07/180F 3.2SN BK BX | 1842820000 | C.29 |
| SL-SMT 3.50/07/180G 1.5SN BK BX | 1753032001 | C.30 |
| SL-SMT 3.50/07/180G 1.5SN BK RL | 1753034001 | C.31 |
| SL-SMT 3.50/07/180G 3.2SN BK BX | 1842370000 | C.30 |
| SL-SMT 3.50/07/180LF 1.5SN BK BX | 1804750000 | C.31 |
| SL-SMT 3.50/07/180LF 1.5SN BK RL | 1805280000 | C.31 |
| SL-SMT 3.50/07/180LF 3.2SN BK BX | 1842590000 | C.31 |
| SL-SMT 3.50/07/90F 3.2SN BK BX | 1842130000 | C.28 |
| SL-SMT 3.50/07/90G 1.5SN BK BX | 1761592001 | C.26 |
| SL-SMT 3.50/07/90G 1.5SN BK RL | 1761594001 | C.27 |
| SL-SMT 3.50/07/90G 3.2SN BK BX | 1841680000 | C.26 |
| SL-SMT 3.50/07/90LF 1.5SN BK BX | 1804990000 | C.27 |
| SL-SMT 3.50/07/90LF 1.5SN BK RL | 1805360000 | C.27 |
| SL-SMT 3.50/07/90LF 3.2SN BK BX | 1841910000 | C.27 |
| SL-SMT 3.50/07/90RF 1.5SN BK BX | 1000630000 | C.29 |
| SL-SMT 3.50/08/135F 3.2SN BK BX | 1003570000 | C.37 |
| SL-SMT 3.50/08/180F 1.5SN BK BX | 1761022001 | C.29 |
| SL-SMT 3.50/08/180F 3.2SN BK BX | 1842830000 | C.29 |
| SL-SMT 3.50/08/180G 1.5SN BK BX | 1753042001 | C.30 |
| SL-SMT 3.50/08/180G 1.5SN BK RL | 1753044001 | C.31 |
| SL-SMT 3.50/08/180G 3.2SN BK BX | 1842380000 | C.30 |
| SL-SMT 3.50/08/180LF 1.5SN BK BX | 1804760000 | C.31 |
| SL-SMT 3.50/08/180LF 1.5SN BK RL | 1805290000 | C.31 |
| SL-SMT 3.50/08/180LF 3.2SN BK BX | 1842600000 | C.31 |
| SL-SMT 3.50/08/90F 3.2SN BK BX | 1842140000 | C.28 |
| SL-SMT 3.50/08/90G 1.5SN BK BX | 1761602001 | C.26 |
| SL-SMT 3.50/08/90G 1.5SN BK RL | 1761604001 | C.27 |
| SL-SMT 3.50/08/90G 3.2SN BK BX | 1841690000 | C.26 |
| SL-SMT 3.50/08/90LF 1.5SN BK BX | 1805000000 | C.27 |
| SL-SMT 3.50/08/90LF 1.5SN BK RL | 1805370000 | C.27 |
| SL-SMT 3.50/08/90LF 3.2SN BK BX | 1841920000 | C.27 |
| SL-SMT 3.50/08/90RF 1.5SN BK BX | 1000640000 | C.29 |
| SL-SMT 3.50/09/135F 3.2SN BK BX | 1003580000 | C.37 |
| SL-SMT 3.50/09/180F 3.2SN BK BX | 1842840000 | C.29 |
| SL-SMT 3.50/09/180G 1.5SN BK BX | 1753052001 | C.30 |
| SL-SMT 3.50/09/180G 1.5SN BK RL | 1753054001 | C.31 |
| SL-SMT 3.50/09/180G 3.2SN BK BX | 1842390000 | C.30 |
| SL-SMT 3.50/09/180LF 1.5SN BK BX | 1804770000 | C.31 |
| SL-SMT 3.50/09/180LF 1.5SN BK RL | 1805300000 | C.31 |
| SL-SMT 3.50/09/180LF 3.2SN BK BX | 1842610000 | C.31 |
| SL-SMT 3.50/09/90F 3.2SN BK BX | 1842150000 | C.28 |
| SL-SMT 3.50/09/90G 1.5SN BK BX | 1761612001 | C.26 |
| SL-SMT 3.50/09/90G 1.5SN BK RL | 1761614001 | C.27 |
| SL-SMT 3.50/09/90G 3.2SN BK BX | 1841700000 | C.26 |
| SL-SMT 3.50/09/90LF 1.5SN BK BX | 1805010000 | C.27 |
| SL-SMT 3.50/09/90LF 1.5SN BK RL | 1805380000 | C.27 |
| SL-SMT 3.50/09/90LF 3.2SN BK BX | 1841930000 | C.27 |
| SL-SMT 3.50/09/90RF 1.5SN BK BX | 1000650000 | C.29 |
| SL-SMT 3.50/10/135F 3.2SN BK BX | 1003590000 | C.37 |
| SL-SMT 3.50/10/180F 1.5SN BK BX | 1761042001 | C.29 |
| SL-SMT 3.50/10/180F 3.2SN BK BX | 1842850000 | C.29 |
| SL-SMT 3.50/10/180G 1.5SN BK BX | 1753062001 | C.30 |
| SL-SMT 3.50/10/180G 1.5SN BK RL | 1753064001 | C.31 |
| SL-SMT 3.50/10/180G 3.2SN BK BX | 1836990000 | C.30 |
| SL-SMT 3.50/10/180LF 1.5SN BK BX | 1804780000 | C.31 |
| SL-SMT 3.50/10/180LF 3.2SN BK BX | 1842620000 | C.31 |
| SL-SMT 3.50/10/90F 3.2SN BK BX | 1842160000 | C.28 |
| SL-SMT 3.50/10/90G 1.5SN BK BX | 1761622001 | C.26 |
| SL-SMT 3.50/10/90G 1.5SN BK RL | 1761624001 | C.27 |
| SL-SMT 3.50/10/90G 3.2SN BK BX | 1841710000 | C.26 |
| SL-SMT 3.50/10/90LF 1.5SN BK BX | 1805020000 | C.27 |
| SL-SMT 3.50/10/90LF 1.5SN BK RL | 1005180000 | C.27 |
| SL-SMT 3.50/10/90LF 3.2SN BK BX | 1841940000 | C.27 |
| SL-SMT 3.50/10/90RF 1.5SN BK BX | 1060780000 | C.29 |
| SL-SMT 3.50/11/135F 3.2SN BK BX | 1003600000 | C.37 |
| SL-SMT 3.50/11/180F 3.2SN BK BX | 1842860000 | C.29 |
| SL-SMT 3.50/11/180G 1.5SN BK BX | 1753072001 | C.30 |
| SL-SMT 3.50/11/180G 1.5SN BK RL | 1753074001 | C.31 |
| SL-SMT 3.50/11/180G 3.2SN BK BX | 1842400000 | C.30 |
| SL-SMT 3.50/11/180LF 1.5SN BK BX | 1804790000 | C.31 |
| SL-SMT 3.50/11/180LF 3.2SN BK BX | 1842630000 | C.31 |
| SL-SMT 3.50/11/90F 3.2SN BK BX | 1842170000 | C.28 |
| SL-SMT 3.50/11/90G 1.5SN BK BX | 1761632001 | C.26 |
| SL-SMT 3.50/11/90G 1.5SN BK RL | 1761634001 | C.27 |
| SL-SMT 3.50/11/90G 3.2SN BK BX | 1841720000 | C.26 |
| SL-SMT 3.50/11/90LF 1.5SN BK BX | 1805030000 | C.27 |
| SL-SMT 3.50/11/90LF 3.2SN BK BX | 1841950000 | C.27 |
| SL-SMT 3.50/11/90RF 1.5SN BK BX | 1000660000 | C.29 |
| SL-SMT 3.50/12/135F 3.2SN BK BX | 1003620000 | C.37 |
| SL-SMT 3.50/12/180F 3.2SN BK BX | 1842870000 | C.29 |
| SL-SMT 3.50/12/180G 1.5SN BK BX | 1753082001 | C.30 |
| SL-SMT 3.50/12/180G 3.2SN BK BX | 1842410000 | C.30 |
| SL-SMT 3.50/12/180LF 1.5SN BK BX | 1804800000 | C.31 |
| SL-SMT 3.50/12/180LF 3.2SN BK BX | 1842640000 | C.31 |
| SL-SMT 3.50/12/90F 3.2SN BK BX | 1842180000 | C.28 |
| SL-SMT 3.50/12/90G 1.5SN BK BX | 1761642001 | C.26 |
| SL-SMT 3.50/12/90G 3.2SN BK BX | 1841730000 | C.26 |
| SL-SMT 3.50/12/90LF 1.5SN BK BX | 1805040000 | C.27 |
| SL-SMT 3.50/12/90LF 3.2SN BK BX | 1804340000 | C.27 |
| SL-SMT 3.50/12/90RF 1.5SN BK BX | 1000670000 | C.29 |
| SL-SMT 3.50/13/135F 3.2SN BK BX | 1003630000 | C.37 |
| SL-SMT 3.50/13/180F 3.2SN BK BX | 1842880000 | C.29 |
| SL-SMT 3.50/13/180G 1.5SN BK BX | 1753092001 | C.30 |
| SL-SMT 3.50/13/180G 3.2SN BK BX | 1842420000 | C.30 |
| SL-SMT 3.50/13/180LF 1.5SN BK BX | 1804810000 | C.31 |
| SL-SMT 3.50/13/180LF 3.2SN BK BX | 1842650000 | C.31 |
| SL-SMT 3.50/13/90F 3.2SN BK BX | 1842190000 | C.28 |
| SL-SMT 3.50/13/90G 1.5SN BK BX | 1761652001 | C.26 |
| SL-SMT 3.50/13/90G 3.2SN BK BX | 1841740000 | C.26 |
| SL-SMT 3.50/13/90LF 1.5SN BK BX | 1805050000 | C.27 |
| SL-SMT 3.50/13/90LF 3.2SN BK BX | 1841960000 | C.27 |
| SL-SMT 3.50/13/90RF 1.5SN BK BX | 1000680000 | C.29 |
| SL-SMT 3.50/14/135F 3.2SN BK BX | 1003640000 | C.37 |
| SL-SMT 3.50/14/180F 1.5SN BK BX | 1761082001 | C.29 |
| SL-SMT 3.50/14/180F 3.2SN BK BX | 1842890000 | C.29 |
| SL-SMT 3.50/14/180G 1.5SN BK BX | 1753102001 | C.30 |
| SL-SMT 3.50/14/180G 3.2SN BK BX | 1842430000 | C.30 |
| SL-SMT 3.50/14/180LF 1.5SN BK BX | 1804820000 | C.31 |
| SL-SMT 3.50/14/180LF 3.2SN BK BX | 1842660000 | C.31 |
| SL-SMT 3.50/14/90F 3.2SN BK BX | 1842200000 | C.28 |
| SL-SMT 3.50/14/90G 1.5SN BK BX | 1761662001 | C.26 |
| SL-SMT 3.50/14/90G 3.2SN BK BX | 1841750000 | C.26 |
| SL-SMT 3.50/14/90LF 1.5SN BK BX | 1805060000 | C.27 |
| SL-SMT 3.50/14/90LF 3.2SN BK BX | 1841970000 | C.27 |
| SL-SMT 3.50/14/90RF 1.5SN BK BX | 1000690000 | C.29 |
| SL-SMT 3.50/15/135F 3.2SN BK BX | 1003650000 | C.37 |
| SL-SMT 3.50/15/180F 3.2SN BK BX | 1842900000 | C.29 |
| SL-SMT 3.50/15/180G 1.5SN BK BX | 1753112001 | C.30 |
| SL-SMT 3.50/15/180G 3.2SN BK BX | 1842440000 | C.30 |
| SL-SMT 3.50/15/180LF 1.5SN BK BX | 1804830000 | C.31 |
| SL-SMT 3.50/15/180LF 3.2SN BK BX | 1842670000 | C.31 |
| SL-SMT 3.50/15/90F 3.2SN BK BX | 1842210000 | C.28 |
| SL-SMT 3.50/15/90G 1.5SN BK BX | 1761672001 | C.26 |
| SL-SMT 3.50/15/90G 3.2SN BK BX | 1841760000 | C.26 |
| SL-SMT 3.50/15/90LF 1.5SN BK BX | 1805070000 | C.27 |
| SL-SMT 3.50/15/90LF 3.2SN BK BX | 1841980000 | C.27 |
| SL-SMT 3.50/15/90RF 1.5SN BK BX | 1000700000 | C.29 |
| SL-SMT 3.50/16/135F 3.2SN BK BX | 1003660000 | C.37 |
| SL-SMT 3.50/16/180F 3.2SN BK BX | 1842910000 | C.29 |
| SL-SMT 3.50/16/180G 1.5SN BK BX | 1753122001 | C.30 |
| SL-SMT 3.50/16/180G 3.2SN BK BX | 1842450000 | C.30 |
| SL-SMT 3.50/16/180LF 1.5SN BK BX | 1804840000 | C.31 |
| SL-SMT 3.50/16/180LF 3.2SN BK BX | 1842680000 | C.31 |
| SL-SMT 3.50/16/90F 3.2SN BK BX | 1842220000 | C.28 |
| SL-SMT 3.50/16/90G 1.5SN BK BX | 1761682001 | C.26 |
| SL-SMT 3.50/16/90G 3.2SN BK BX | 1841770000 | C.26 |
| SL-SMT 3.50/16/90LF 1.5SN BK BX | 1805080000 | C.27 |
| SL-SMT 3.50/16/90LF 3.2SN BK BX | 1841990000 | C.27 |
| SL-SMT 3.50/16/90RF 1.5SN BK BX | 1060820000 | C.29 |
| SL-SMT 3.50/17/135F 3.2SN BK BX | 1003670000 | C.37 |
| SL-SMT 3.50/17/180F 3.2SN BK BX | 1842920000 | C.29 |
| SL-SMT 3.50/17/180G 1.5SN BK BX | 1753132001 | C.30 |
| SL-SMT 3.50/17/180G 3.2SN BK BX | 1842460000 | C.30 |
| SL-SMT 3.50/17/180LF 1.5SN BK BX | 1804850000 | C.31 |
| SL-SMT 3.50/17/180LF 3.2SN BK BX | 1842690000 | C.31 |
| SL-SMT 3.50/17/90F 3.2SN BK BX | 1842230000 | C.28 |
| SL-SMT 3.50/17/90G 1.5SN BK BX | 1761692001 | C.26 |
| SL-SMT 3.50/17/90G 3.2SN BK BX | 1841780000 | C.26 |
| SL-SMT 3.50/17/90LF 1.5SN BK BX | 1805090000 | C.27 |
| SL-SMT 3.50/17/90LF 3.2SN BK BX | 1842000000 | C.27 |
| SL-SMT 3.50/18/135F 3.2SN BK BX | 1003680000 | C.37 |
| SL-SMT 3.50/18/180F 1.5SN BK BX | 1761122001 | C.29 |
| SL-SMT 3.50/18/180F 3.2SN BK BX | 1842930000 | C.29 |
| SL-SMT 3.50/18/180G 1.5SN BK BX | 1753142001 | C.30 |
| SL-SMT 3.50/18/180G 3.2SN BK BX | 1842470000 | C.30 |
| SL-SMT 3.50/18/180LF 1.5SN BK BX | 1804860000 | C.31 |
| SL-SMT 3.50/18/180LF 3.2SN BK BX | 1842700000 | C.31 |
| SL-SMT 3.50/18/90F 3.2SN BK BX | 1842240000 | C.28 |
| SL-SMT 3.50/18/90G 1.5SN BK BX | 1761702001 | C.26 |
| SL-SMT 3.50/18/90G 3.2SN BK BX | 1841790000 | C.26 |
| SL-SMT 3.50/18/90LF 1.5SN BK BX | 1805100000 | C.27 |
| SL-SMT 3.50/18/90LF 3.2SN BK BX | 1842010000 | C.27 |
| SL-SMT 3.50/19/135F 3.2SN BK BX | 1003690000 | C.37 |
| SL-SMT 3.50/19/180F 3.2SN BK BX | 1842940000 | C.29 |
| SL-SMT 3.50/19/180G 1.5SN BK BX | 1753152001 | C.30 |
| SL-SMT 3.50/19/180G 3.2SN BK BX | 1842480000 | C.30 |
| SL-SMT 3.50/19/180LF 1.5SN BK BX | 1804870000 | C.31 |
| SL-SMT 3.50/19/180LF 3.2SN BK BX | 1842710000 | C.31 |
| SL-SMT 3.50/19/90F 3.2SN BK BX | 1842250000 | C.28 |
| SL-SMT 3.50/19/90G 1.5SN BK BX | 1761712001 | C.26 |
| SL-SMT 3.50/19/90G 3.2SN BK BX | 1841800000 | C.26 |
| SL-SMT 3.50/19/90LF 1.5SN BK BX | 1805110000 | C.27 |
| SL-SMT 3.50/19/90LF 3.2SN BK BX | 1842020000 | C.27 |
| SL-SMT 3.50/20/135F 3.2SN BK BX | 1003700000 | C.37 |





«ЭЛЕКТРО-ПРОФИ» - http://www.ep.ru

| Type | Order No. | Page |
|---|---|---|
| SL-SMT 3.50/20/180F 1.5SN BK BX | 1761142001 | C.29 |
| SL-SMT 3.50/20/180F 3.2SN BK BX | 1842950000 | C.29 |
| SL-SMT 3.50/20/180G 1.5SN BK BX | 1753162001 | C.30 |
| SL-SMT 3.50/20/180G 3.2SN BK BX | 1842490000 | C.30 |
| SL-SMT 3.50/20/180LF 1.5SN BK BX | 1804890000 | C.31 |
| SL-SMT 3.50/20/180LF 3.2SN BK BX | 1842720000 | C.31 |
| SL-SMT 3.50/20/90F 3.2SN BK BX | 1842260000 | C.28 |
| SL-SMT 3.50/20/90G 1.5SN BK BX | 1761722001 | C.26 |
| SL-SMT 3.50/20/90G 3.2SN BK BX | 1841810000 | C.26 |
| SL-SMT 3.50/20/90LF 1.5SN BK BX | 1805120000 | C.27 |
| SL-SMT 3.50/20/90LF 3.2SN BK BX | 1842030000 | C.27 |
| SL-SMT 3.50/21/135F 3.2SN BK BX | 1003710000 | C.37 |
| SL-SMT 3.50/21/180F 3.2SN BK BX | 1842960000 | C.29 |
| SL-SMT 3.50/21/180G 1.5SN BK BX | 1753172001 | C.30 |
| SL-SMT 3.50/21/180G 3.2SN BK BX | 1842500000 | C.30 |
| SL-SMT 3.50/21/180LF 1.5SN BK BX | 1804900000 | C.31 |
| SL-SMT 3.50/21/180LF 3.2SN BK BX | 1842730000 | C.31 |
| SL-SMT 3.50/21/90F 3.2SN BK BX | 1842270000 | C.28 |
| SL-SMT 3.50/21/90G 1.5SN BK BX | 1761732001 | C.26 |
| SL-SMT 3.50/21/90G 3.2SN BK BX | 1841820000 | C.26 |
| SL-SMT 3.50/21/90LF 1.5SN BK BX | 1805130000 | C.27 |
| SL-SMT 3.50/21/90LF 3.2SN BK BX | 1842040000 | C.27 |
| SL-SMT 3.50/22/135F 3.2SN BK BX | 1003720000 | C.37 |
| SL-SMT 3.50/22/180F 3.2SN BK BX | 1842970000 | C.29 |
| SL-SMT 3.50/22/180G 1.5SN BK BX | 1753182001 | C.30 |
| SL-SMT 3.50/22/180G 3.2SN BK BX | 1842510000 | C.30 |
| SL-SMT 3.50/22/180LF 1.5SN BK BX | 1804910000 | C.31 |
| SL-SMT 3.50/22/180LF 3.2SN BK BX | 1842740000 | C.31 |
| SL-SMT 3.50/22/90F 3.2SN BK BX | 1842280000 | C.28 |
| SL-SMT 3.50/22/90G 1.5SN BK BX | 1761742001 | C.26 |
| SL-SMT 3.50/22/90G 3.2SN BK BX | 1841830000 | C.26 |
| SL-SMT 3.50/22/90LF 1.5SN BK BX | 1805140000 | C.27 |
| SL-SMT 3.50/22/90LF 3.2SN BK BX | 1842050000 | C.27 |
| SL-SMT 3.50/23/135F 3.2SN BK BX | 1003730000 | C.37 |
| SL-SMT 3.50/23/180F 3.2SN BK BX | 1842980000 | C.29 |
| SL-SMT 3.50/23/180G 1.5SN BK BX | 1753192001 | C.30 |
| SL-SMT 3.50/23/180G 3.2SN BK BX | 1842520000 | C.30 |
| SL-SMT 3.50/23/180LF 1.5SN BK BX | 1804920000 | C.31 |
| SL-SMT 3.50/23/180LF 3.2SN BK BX | 1842750000 | C.31 |
| SL-SMT 3.50/23/90F 3.2SN BK BX | 1842290000 | C.28 |
| SL-SMT 3.50/23/90G 1.5SN BK BX | 1761752001 | C.26 |
| SL-SMT 3.50/23/90G 3.2SN BK BX | 1841840000 | C.26 |
| SL-SMT 3.50/23/90LF 1.5SN BK BX | 1805150000 | C.27 |
| SL-SMT 3.50/23/90LF 3.2SN BK BX | 1842060000 | C.27 |
| SL-SMT 3.50/24/135F 3.2SN BK BX | 1003740000 | C.37 |
| SL-SMT 3.50/24/180F 3.2SN BK BX | 1842990000 | C.29 |
| SL-SMT 3.50/24/180G 1.5SN BK BX | 1753202001 | C.30 |
| SL-SMT 3.50/24/180G 3.2SN BK BX | 1842530000 | C.30 |
| SL-SMT 3.50/24/180LF 1.5SN BK BX | 1804930000 | C.31 |
| SL-SMT 3.50/24/180LF 3.2SN BK BX | 1842760000 | C.31 |
| SL-SMT 3.50/24/90F 3.2SN BK BX | 1842300000 | C.28 |
| SL-SMT 3.50/24/90G 1.5SN BK BX | 1761762001 | C.26 |
| SL-SMT 3.50/24/90G 3.2SN BK BX | 1841850000 | C.26 |
| SL-SMT 3.50/24/90LF 1.5SN BK BX | 1805160000 | C.27 |
| SL-SMT 3.50/24/90LF 3.2SN BK BX | 1842070000 | C.27 |
| SL-SMT 5.00/02/180 1.5SN BK BX | 1796480000 | C.138 |
| SL-SMT 5.00/02/180 1.5SN BK RL | 1797800000 | C.139 |
| SL-SMT 5.00/02/180 3.2SN BK BX | 1840920000 | C.138 |
| SL-SMT 5.00/02/180G 1.5 SN BK RL | 1797870000 | C.139 |
| SL-SMT 5.00/02/180G 1.5SN BK BX | 1796630000 | C.139 |
| SL-SMT 5.00/02/180G 3.2SN BK BX | 1841160000 | C.139 |
| SL-SMT 5.00/02/180LF 1.5 SN BK RL | 1797930000 | C.141 |
| SL-SMT 5.00/02/180LF 1.5SN BK BX | 1796780000 | C.140 |
| SL-SMT 5.00/02/180LF 3.2SN BK BX | 1841390000 | C.140 |
| SL-SMT 5.00/02/90 1.5SN BK BX | 1796930000 | C.134 |
| SL-SMT 5.00/02/90 1.5SN BK RL | 1797620000 | C.135 |
| SL-SMT 5.00/02/90 3.2SN BK BX | 1839890000 | C.134 |
| SL-SMT 5.00/02/90G 1.5SN BK BX | 1797080000 | C.135 |
| SL-SMT 5.00/02/90G 1.5SN BK RL | 1797690000 | C.135 |
| SL-SMT 5.00/02/90G 3.2SN BK BX | 1840120000 | C.135 |
| SL-SMT 5.00/02/90LF 1.5SN BK BX | 1797230000 | C.136 |
| SL-SMT 5.00/02/90LF 1.5SN BK RL | 1797750000 | C.137 |
| SL-SMT 5.00/02/90LF 3.2SN BK BX | 1840350000 | C.136 |
| SL-SMT 5.00/03/180 1.5 SN BK RL | 1797810000 | C.139 |
| SL-SMT 5.00/03/180 1.5SN BK BX | 1796490000 | C.138 |
| SL-SMT 5.00/03/180 3.2SN BK BX | 1840930000 | C.138 |
| SL-SMT 5.00/03/180G 1.5 SN BK RL | 1797880000 | C.139 |
| SL-SMT 5.00/03/180G 1.5SN BK BX | 1796640000 | C.139 |
| SL-SMT 5.00/03/180G 3.2SN BK BX | 1841170000 | C.139 |
| SL-SMT 5.00/03/180LF 1.5 SN BK RL | 1797940000 | C.141 |
| SL-SMT 5.00/03/180LF 1.5SN BK BX | 1796790000 | C.140 |
| SL-SMT 5.00/03/180LF 3.2SN BK BX | 1841400000 | C.140 |
| SL-SMT 5.00/03/90 1.5SN BK BX | 1796940000 | C.134 |
| SL-SMT 5.00/03/90 1.5SN BK RL | 1797630000 | C.135 |
| SL-SMT 5.00/03/90 3.2SN BK BX | 1839900000 | C.134 |
| SL-SMT 5.00/03/90G 1.5SN BK BX | 1797090000 | C.135 |
| SL-SMT 5.00/03/90G 1.5SN BK RL | 1797700000 | C.135 |
| SL-SMT 5.00/03/90G 3.2SN BK BX | 1840130000 | C.135 |
| SL-SMT 5.00/03/90LF 1.5SN BK BX | 1797240000 | C.136 |
| SL-SMT 5.00/03/90LF 1.5SN BK RL | 1797760000 | C.137 |
| SL-SMT 5.00/03/90LF 3.2SN BK BX | 1840360000 | C.136 |
| SL-SMT 5.00/04/180 1.5 SN BK RL | 1797820000 | C.139 |
| SL-SMT 5.00/04/180 1.5SN BK BX | 1796500000 | C.138 |
| SL-SMT 5.00/04/180 3.2SN BK BX | 1840940000 | C.138 |
| SL-SMT 5.00/04/180G 1.5 SN BK RL | 1797890000 | C.139 |
| SL-SMT 5.00/04/180G 1.5SN BK BX | 1796650000 | C.139 |
| SL-SMT 5.00/04/180G 3.2SN BK BX | 1841180000 | C.139 |
| SL-SMT 5.00/04/180LF 1.5 SN BK RL | 1797950000 | C.141 |
| SL-SMT 5.00/04/180LF 1.5SN BK BX | 1796800000 | C.140 |
| SL-SMT 5.00/04/180LF 3.2SN BK BX | 1841410000 | C.140 |
| SL-SMT 5.00/04/90 1.5SN BK BX | 1796950000 | C.134 |
| SL-SMT 5.00/04/90 1.5SN BK RL | 1797640000 | C.135 |
| SL-SMT 5.00/04/90 3.2SN BK BX | 1839910000 | C.134 |
| SL-SMT 5.00/04/90G 1.5SN BK BX | 1797100000 | C.135 |
| SL-SMT 5.00/04/90G 1.5SN BK RL | 1797710000 | C.135 |
| SL-SMT 5.00/04/90G 3.2SN BK BX | 1840140000 | C.135 |
| SL-SMT 5.00/04/90LF 1.5SN BK BX | 1797250000 | C.136 |
| SL-SMT 5.00/04/90LF 1.5SN BK RL | 1797770000 | C.137 |
| SL-SMT 5.00/04/90LF 3.2SN BK BX | 1840370000 | C.136 |
| SL-SMT 5.00/05/180 1.5 SN BK RL | 1797830000 | C.139 |
| SL-SMT 5.00/05/180 1.5SN BK BX | 1796510000 | C.138 |
| SL-SMT 5.00/05/180 3.2SN BK BX | 1840950000 | C.138 |
| SL-SMT 5.00/05/180G 1.5 SN BK RL | 1797900000 | C.139 |
| SL-SMT 5.00/05/180G 1.5SN BK BX | 1796660000 | C.139 |
| SL-SMT 5.00/05/180G 3.2SN BK BX | 1841190000 | C.139 |
| SL-SMT 5.00/05/180LF 1.5 SN BK RL | 1797960000 | C.141 |
| SL-SMT 5.00/05/180LF 1.5SN BK BX | 1796810000 | C.140 |
| SL-SMT 5.00/05/180LF 3.2SN BK BX | 1841420000 | C.140 |
| SL-SMT 5.00/05/90 1.5SN BK BX | 1796960000 | C.134 |
| SL-SMT 5.00/05/90 1.5SN BK RL | 1797650000 | C.135 |
| SL-SMT 5.00/05/90 3.2SN BK BX | 1839920000 | C.134 |
| SL-SMT 5.00/05/90G 1.5SN BK BX | 1797110000 | C.135 |
| SL-SMT 5.00/05/90G 1.5SN BK RL | 1797720000 | C.135 |
| SL-SMT 5.00/05/90G 3.2SN BK BX | 1840150000 | C.135 |
| SL-SMT 5.00/05/90LF 1.5SN BK BX | 1797260000 | C.136 |
| SL-SMT 5.00/05/90LF 1.5SN BK RL | 1797780000 | C.137 |
| SL-SMT 5.00/05/90LF 3.2SN BK BX | 1840380000 | C.136 |
| SL-SMT 5.00/06/180 1.5 SN BK RL | 1797840000 | C.139 |
| SL-SMT 5.00/06/180 1.5SN BK BX | 1796520000 | C.138 |
| SL-SMT 5.00/06/180 3.2SN BK BX | 1840960000 | C.138 |
| SL-SMT 5.00/06/180G 1.5 SN BK RL | 1797910000 | C.139 |
| SL-SMT 5.00/06/180G 1.5SN BK BX | 1796670000 | C.139 |
| SL-SMT 5.00/06/180G 3.2SN BK BX | 1841200000 | C.139 |
| SL-SMT 5.00/06/180LF 1.5 SN BK RL | 1797970000 | C.141 |
| SL-SMT 5.00/06/180LF 1.5SN BK BX | 1796820000 | C.140 |
| SL-SMT 5.00/06/180LF 3.2SN BK BX | 1841430000 | C.140 |
| SL-SMT 5.00/06/90 1.5SN BK BX | 1796970000 | C.134 |
| SL-SMT 5.00/06/90 1.5SN BK RL | 1797660000 | C.135 |
| SL-SMT 5.00/06/90 3.2SN BK BX | 1839930000 | C.134 |
| SL-SMT 5.00/06/90G 1.5SN BK BX | 1797120000 | C.135 |
| SL-SMT 5.00/06/90G 1.5SN BK RL | 1797730000 | C.135 |
| SL-SMT 5.00/06/90G 3.2SN BK BX | 1840160000 | C.135 |
| SL-SMT 5.00/06/90LF 1.5SN BK BX | 1797270000 | C.136 |
| SL-SMT 5.00/06/90LF 1.5SN BK RL | 1797790000 | C.137 |
| SL-SMT 5.00/06/90LF 3.2SN BK BX | 1840390000 | C.136 |
| SL-SMT 5.00/07/180 1.5 SN BK RL | 1797850000 | C.139 |
| SL-SMT 5.00/07/180 1.5SN BK BX | 1796530000 | C.138 |
| SL-SMT 5.00/07/180 3.2SN BK BX | 1840970000 | C.138 |
| SL-SMT 5.00/07/180G 1.5 SN BK RL | 1797920000 | C.139 |
| SL-SMT 5.00/07/180G 1.5SN BK BX | 1796680000 | C.139 |
| SL-SMT 5.00/07/180G 3.2SN BK BX | 1841210000 | C.139 |
| SL-SMT 5.00/07/180LF 1.5SN BK BX | 1796830000 | C.140 |
| SL-SMT 5.00/07/180LF 3.2SN BK BX | 1841440000 | C.140 |
| SL-SMT 5.00/07/90 1.5SN BK BX | 1796980000 | C.134 |
| SL-SMT 5.00/07/90 1.5SN BK RL | 1797670000 | C.135 |
| SL-SMT 5.00/07/90 3.2SN BK BX | 1839940000 | C.134 |
| SL-SMT 5.00/07/90G 1.5SN BK BX | 1797130000 | C.135 |
| SL-SMT 5.00/07/90G 1.5SN BK RL | 1797740000 | C.135 |
| SL-SMT 5.00/07/90G 3.2SN BK BX | 1840170000 | C.135 |
| SL-SMT 5.00/07/90LF 1.5SN BK BX | 1797280000 | C.136 |
| SL-SMT 5.00/07/90LF 3.2SN BK BX | 1840400000 | C.136 |
| SL-SMT 5.00/08/180 1.5 SN BK RL | 1797860000 | C.139 |
| SL-SMT 5.00/08/180 1.5SN BK BX | 1796540000 | C.138 |
| SL-SMT 5.00/08/180 3.2SN BK BX | 1840980000 | C.138 |
| SL-SMT 5.00/08/180G 1.5SN BK BX | 1796690000 | C.139 |
| SL-SMT 5.00/08/180G 3.2SN BK BX | 1841220000 | C.139 |
| SL-SMT 5.00/08/180LF 1.5SN BK BX | 1796840000 | C.140 |
| SL-SMT 5.00/08/180LF 3.2SN BK BX | 1841450000 | C.140 |
| SL-SMT 5.00/08/90 1.5SN BK BX | 1796990000 | C.134 |
| SL-SMT 5.00/08/90 1.5SN BK RL | 1797680000 | C.135 |
| SL-SMT 5.00/08/90 3.2SN BK BX | 1839950000 | C.134 |
| SL-SMT 5.00/08/90G 1.5SN BK BX | 1797140000 | C.135 |
| SL-SMT 5.00/08/90G 3.2SN BK BX | 1840180000 | C.135 |
| SL-SMT 5.00/08/90LF 1.5SN BK BX | 1797290000 | C.136 |
| SL-SMT 5.00/08/90LF 3.2SN BK BX | 1840410000 | C.136 |
| SL-SMT 5.00/09/180 1.5SN BK BX | 1796550000 | C.138 |
| SL-SMT 5.00/09/180 3.2SN BK BX | 1840990000 | C.138 |
| SL-SMT 5.00/09/180G 1.5SN BK BX | 1796700000 | C.139 |
| SL-SMT 5.00/09/180G 3.2SN BK BX | 1841230000 | C.139 |
| SL-SMT 5.00/09/180LF 1.5SN BK BX | 1796850000 | C.140 |
| SL-SMT 5.00/09/180LF 3.2SN BK BX | 1841460000 | C.140 |
| SL-SMT 5.00/09/90 1.5SN BK BX | 1797000000 | C.134 |
| SL-SMT 5.00/09/90 3.2SN BK BX | 1839960000 | C.134 |
| SL-SMT 5.00/09/90G 1.5SN BK BX | 1797150000 | C.135 |
| SL-SMT 5.00/09/90G 3.2SN BK BX | 1840190000 | C.135 |
| SL-SMT 5.00/09/90LF 1.5SN BK BX | 1797300000 | C.136 |
| SL-SMT 5.00/09/90LF 3.2SN BK BX | 1840420000 | C.136 |
| SL-SMT 5.00/10/180 1.5SN BK BX | 1796560000 | C.138 |
| SL-SMT 5.00/10/180 3.2SN BK BX | 1841000000 | C.138 |
| SL-SMT 5.00/10/180G 1.5SN BK BX | 1796710000 | C.139 |
| SL-SMT 5.00/10/180G 3.2SN BK BX | 1841240000 | C.139 |
| SL-SMT 5.00/10/180LF 1.5SN BK BX | 1796860000 | C.140 |
| SL-SMT 5.00/10/180LF 3.2SN BK BX | 1841470000 | C.140 |
| SL-SMT 5.00/10/90 1.5SN BK BX | 1797010000 | C.134 |
| SL-SMT 5.00/10/90 3.2SN BK BX | 1839970000 | C.134 |
| SL-SMT 5.00/10/90G 1.5SN BK BX | 1797160000 | C.135 |
| SL-SMT 5.00/10/90G 3.2SN BK BX | 1840200000 | C.135 |
| SL-SMT 5.00/10/90LF 1.5SN BK BX | 1797310000 | C.136 |
| SL-SMT 5.00/10/90LF 3.2SN BK BX | 1840430000 | C.136 |
| SL-SMT 5.00/11/180 1.5SN BK BX | 1796570000 | C.138 |
| SL-SMT 5.00/11/180 3.2SN BK BX | 1841020000 | C.138 |
| SL-SMT 5.00/11/180G 1.5SN BK BX | 1796720000 | C.139 |
| SL-SMT 5.00/11/180G 3.2SN BK BX | 1841250000 | C.139 |
| SL-SMT 5.00/11/180LF 1.5SN BK BX | 1796870000 | C.140 |
| SL-SMT 5.00/11/180LF 3.2SN BK BX | 1841480000 | C.140 |
| SL-SMT 5.00/11/90 1.5SN BK BX | 1797020000 | C.134 |
| SL-SMT 5.00/11/90 3.2SN BK BX | 1839980000 | C.134 |
| SL-SMT 5.00/11/90G 1.5SN BK BX | 1797170000 | C.135 |
| SL-SMT 5.00/11/90G 3.2SN BK BX | 1840210000 | C.135 |
| SL-SMT 5.00/11/90LF 1.5SN BK BX | 1797320000 | C.136 |
| SL-SMT 5.00/11/90LF 3.2SN BK BX | 1840440000 | C.136 |
| SL-SMT 5.00/12/180 1.5SN BK BX | 1796580000 | C.138 |
| SL-SMT 5.00/12/180 3.2SN BK BX | 1841030000 | C.138 |
| SL-SMT 5.00/12/180G 1.5SN BK BX | 1796730000 | C.139 |
| SL-SMT 5.00/12/180G 3.2SN BK BX | 1841260000 | C.139 |
| SL-SMT 5.00/12/180LF 1.5SN BK BX | 1796880000 | C.140 |
| SL-SMT 5.00/12/180LF 3.2SN BK BX | 1841490000 | C.140 |
| SL-SMT 5.00/12/90 1.5SN BK BX | 1797030000 | C.134 |
| SL-SMT 5.00/12/90 3.2SN BK BX | 1839990000 | C.134 |
| SL-SMT 5.00/12/90G 1.5SN BK BX | 1797180000 | C.135 |
| SL-SMT 5.00/12/90G 3.2SN BK BX | 1840220000 | C.135 |
| SL-SMT 5.00/12/90LF 1.5SN BK BX | 1797330000 | C.136 |
| SL-SMT 5.00/12/90LF 3.2SN BK BX | 1840450000 | C.136 |
| SL-SMT 5.00/13/180 1.5SN BK BX | 1796590000 | C.138 |
| SL-SMT 5.00/13/180 3.2SN BK BX | 1841040000 | C.138 |
| SL-SMT 5.00/13/180G 1.5SN BK BX | 1796740000 | C.139 |
| SL-SMT 5.00/13/180G 3.2SN BK BX | 1841270000 | C.139 |
| SL-SMT 5.00/13/180LF 1.5SN BK BX | 1796890000 | C.140 |
| SL-SMT 5.00/13/180LF 3.2SN BK BX | 1841500000 | C.140 |
| SL-SMT 5.00/13/90 1.5SN BK BX | 1797040000 | C.134 |
| SL-SMT 5.00/13/90 3.2SN BK BX | 1840000000 | C.134 |
| SL-SMT 5.00/13/90G 1.5SN BK BX | 1797190000 | C.135 |
| SL-SMT 5.00/13/90G 3.2SN BK BX | 1840230000 | C.135 |
| SL-SMT 5.00/13/90LF 1.5SN BK BX | 1797340000 | C.136 |
| SL-SMT 5.00/13/90LF 3.2SN BK BX | 1840460000 | C.136 |
| SL-SMT 5.00/14/180 1.5SN BK BX | 1796600000 | C.138 |
| SL-SMT 5.00/14/180 3.2SN BK BX | 1841050000 | C.138 |
| SL-SMT 5.00/14/180G 1.5SN BK BX | 1796750000 | C.139 |
| SL-SMT 5.00/14/180G 3.2SN BK BX | 1841280000 | C.139 |
| SL-SMT 5.00/14/180LF 1.5SN BK BX | 1796900000 | C.140 |
| SL-SMT 5.00/14/180LF 3.2SN BK BX | 1841510000 | C.140 |
| SL-SMT 5.00/14/90 1.5SN BK BX | 1797050000 | C.134 |
| SL-SMT 5.00/14/90 3.2SN BK BX | 1840010000 | C.134 |
| SL-SMT 5.00/14/90G 1.5SN BK BX | 1797200000 | C.135 |
| SL-SMT 5.00/14/90G 3.2SN BK BX | 1840240000 | C.135 |
| SL-SMT 5.00/14/90LF 1.5SN BK BX | 1797350000 | C.136 |
| SL-SMT 5.00/14/90LF 3.2SN BK BX | 1840470000 | C.136 |
| SL-SMT 5.00/15/180 1.5SN BK BX | 1796610000 | C.138 |
| SL-SMT 5.00/15/180 3.2SN BK BX | 1841060000 | C.138 |
| SL-SMT 5.00/15/180G 1.5SN BK BX | 1796760000 | C.139 |
| SL-SMT 5.00/15/180G 3.2SN BK BX | 1841290000 | C.139 |
| SL-SMT 5.00/15/180LF 1.5SN BK BX | 1796910000 | C.140 |
| SL-SMT 5.00/15/180LF 3.2SN BK BX | 1841520000 | C.140 |
| SL-SMT 5.00/15/90 1.5SN BK BX | 1797060000 | C.134 |
| SL-SMT 5.00/15/90 3.2SN BK BX | 1840020000 | C.134 |
| SL-SMT 5.00/15/90G 1.5SN BK BX | 1797210000 | C.135 |
| SL-SMT 5.00/15/90G 3.2SN BK BX | 1840250000 | C.135 |
| SL-SMT 5.00/15/90LF 1.5SN BK BX | 1797360000 | C.136 |
| SL-SMT 5.00/15/90LF 3.2SN BK BX | 1840480000 | C.136 |
| SL-SMT 5.00/16/180 1.5SN BK BX | 1796620000 | C.138 |
| SL-SMT 5.00/16/180 3.2SN BK BX | 1841070000 | C.138 |
| SL-SMT 5.00/16/180G 1.5SN BK BX | 1796770000 | C.139 |
| SL-SMT 5.00/16/180G 3.2SN BK BX | 1841300000 | C.139 |
| SL-SMT 5.00/16/180LF 1.5SN BK BX | 1796920000 | C.140 |
| SL-SMT 5.00/16/180LF 3.2SN BK BX | 1841530000 | C.140 |
| SL-SMT 5.00/16/90 1.5SN BK BX | 1797070000 | C.134 |
| SL-SMT 5.00/16/90 3.2SN BK BX | 1840030000 | C.134 |
| SL-SMT 5.00/16/90G 1.5SN BK BX | 1797220000 | C.135 |
| SL-SMT 5.00/16/90G 3.2SN BK BX | 1840260000 | C.135 |
| SL-SMT 5.00/16/90LF 1.5SN BK BX | 1797370000 | C.136 |
| SL-SMT 5.00/16/90LF 3.2SN BK BX | 1840490000 | C.136 |
| SL-SMT 5.00/17/180 3.2SN BK BX | 1841080000 | C.138 |
| SL-SMT 5.00/17/180G 3.2SN BK BX | 1841310000 | C.139 |
| SL-SMT 5.00/17/180LF 3.2SN BK BX | 1841540000 | C.140 |
| SL-SMT 5.00/17/90 3.2SN BK BX | 1840040000 | C.134 |
| SL-SMT 5.00/17/90G 3.2SN BK BX | 1840270000 | C.135 |
| SL-SMT 5.00/17/90LF 3.2SN BK BX | 1840500000 | C.136 |
| SL-SMT 5.00/18/180 3.2SN BK BX | 1841090000 | C.138 |
| SL-SMT 5.00/18/180G 3.2SN BK BX | 1841320000 | C.139 |
| SL-SMT 5.00/18/180LF 3.2SN BK BX | 1841550000 | C.140 |
| SL-SMT 5.00/18/90 3.2SN BK BX | 1840050000 | C.134 |
| SL-SMT 5.00/18/90G 3.2SN BK BX | 1840280000 | C.135 |
| SL-SMT 5.00/18/90LF 3.2SN BK BX | 1840510000 | C.136 |
| SL-SMT 5.00/19/180 3.2SN BK BX | 1841100000 | C.138 |
| SL-SMT 5.00/19/180G 3.2SN BK BX | 1841330000 | C.139 |
| SL-SMT 5.00/19/180LF 3.2SN BK BX | 1841560000 | C.140 |
| SL-SMT 5.00/19/90 3.2SN BK BX | 1840060000 | C.134 |
| SL-SMT 5.00/19/90G 3.2SN BK BX | 1840290000 | C.135 |
| SL-SMT 5.00/19/90LF 3.2SN BK BX | 1840520000 | C.136 |
| SL-SMT 5.00/20/180 3.2SN BK BX | 1841110000 | C.138 |
| SL-SMT 5.00/20/180G 3.2SN BK BX | 1841340000 | C.139 |
| SL-SMT 5.00/20/180LF 3.2SN BK BX | 1841570000 | C.140 |
| SL-SMT 5.00/20/90 3.2SN BK BX | 1840070000 | C.134 |
| SL-SMT 5.00/20/90G 3.2SN BK BX | 1840300000 | C.135 |
| SL-SMT 5.00/20/90LF 3.2SN BK BX | 1840530000 | C.136 |
| SL-SMT 5.00/21/180 3.2SN BK BX | 1841120000 | C.138 |
| SL-SMT 5.00/21/180G 3.2SN BK BX | 1841350000 | C.139 |
| SL-SMT 5.00/21/180LF 3.2SN BK BX | 1841580000 | C.140 |
| SL-SMT 5.00/21/90 3.2SN BK BX | 1840080000 | C.134 |
| SL-SMT 5.00/21/90G 3.2SN BK BX | 1840310000 | C.135 |



«ЭЛЕКТРО-ПРОФИ» - http://www.ep.ru

| Type | Order No. | Page |
|---|---|---|
| SL-SMT 5.00/21/90LF 3.2SN BK BX | 1840540000 | C.136 |
| SL-SMT 5.00/22/180 3.2SN BK BX | 1841130000 | C.138 |
| SL-SMT 5.00/22/180G 3.2SN BK BX | 1841360000 | C.139 |
| SL-SMT 5.00/22/180LF 3.2SN BK BX | 1841590000 | C.140 |
| SL-SMT 5.00/22/90 3.2SN BK BX | 1840090000 | C.134 |
| SL-SMT 5.00/22/90G 3.2SN BK BX | 1840320000 | C.135 |
| SL-SMT 5.00/22/90LF 3.2SN BK BX | 1840550000 | C.136 |
| SL-SMT 5.00/23/180 3.2SN BK BX | 1841140000 | C.138 |
| SL-SMT 5.00/23/180G 3.2SN BK BX | 1841370000 | C.139 |
| SL-SMT 5.00/23/180LF 3.2SN BK BX | 1841600000 | C.140 |
| SL-SMT 5.00/23/90 3.2SN BK BX | 1840100000 | C.134 |
| SL-SMT 5.00/23/90G 3.2SN BK BX | 1840330000 | C.135 |
| SL-SMT 5.00/23/90LF 3.2SN BK BX | 1840560000 | C.136 |
| SL-SMT 5.00/24/180 3.2SN BK BX | 1841150000 | C.138 |
| SL-SMT 5.00/24/180G 3.2SN BK BX | 1841380000 | C.139 |
| SL-SMT 5.00/24/180LF 3.2SN BK BX | 1841610000 | C.140 |
| SL-SMT 5.00/24/90 3.2SN BK BX | 1840110000 | C.134 |
| SL-SMT 5.00/24/90G 3.2SN BK BX | 1840340000 | C.135 |
| SL-SMT 5.00/24/90LF 3.2SN BK BX | 1840570000 | C.136 |
| SL-SMT 5.08/02/180 1.5 SN BK RL | 1821100000 | C.173 |
| SL-SMT 5.08/02/180 1.5SN BK BX | 1775522001 | C.172 |
| SL-SMT 5.08/02/180 3.2SN BK BX | 1837980000 | C.172 |
| SL-SMT 5.08/02/180F 1.5SN BK BX | 1837320000 | C.174 |
| SL-SMT 5.08/02/180F 3.2SN BK BX | 1837860000 | C.174 |
| SL-SMT 5.08/02/180G 1.5 SN BK RL | 1820170000 | C.173 |
| SL-SMT 5.08/02/180G 1.5SN BK BX | 1775922001 | C.173 |
| SL-SMT 5.08/02/180G 3.2SN BK BX | 1838210000 | C.173 |
| SL-SMT 5.08/02/180LF 1.5 SN BK RL | 1776364001 | C.177 |
| SL-SMT 5.08/02/180LF 1.5SN BK BX | 1776362001 | C.176 |
| SL-SMT 5.08/02/180LF 3.2SN BK BX | 1838440000 | C.176 |
| SL-SMT 5.08/02/270FH 1.5 SN BK RL | 1876920000 | C.181 |
| SL-SMT 5.08/02/270FH 1.5SN BK BX | 1877960000 | C.181 |
| SL-SMT 5.08/02/270FH 3.2SN BK BX | 1877190000 | C.181 |
| SL-SMT 5.08/02/270FL 1.5 SN BK RL | 1876990000 | C.181 |
| SL-SMT 5.08/02/270FL 1.5SN BK BX | 1878090000 | C.180 |
| SL-SMT 5.08/02/270FL 3.2SN BK BX | 1876850000 | C.180 |
| SL-SMT 5.08/02/270GH 1.5SN BK BX | 1876340000 | C.179 |
| SL-SMT 5.08/02/270GH 1.5SN BK RL | 1877560000 | C.179 |
| SL-SMT 5.08/02/270GH 3.2SN BK BX | 1877370000 | C.179 |
| SL-SMT 5.08/02/270GL 1.5SN BK BX | 1877100000 | C.178 |
| SL-SMT 5.08/02/270GL 1.5SN BK RL | 1877740000 | C.179 |
| SL-SMT 5.08/02/270GL 3.2SN BK BX | 1877470000 | C.178 |
| SL-SMT 5.08/02/90 1.5 SN BK RL | 1821160000 | C.167 |
| SL-SMT 5.08/02/90 1.5SN BK BX | 1774762001 | C.166 |
| SL-SMT 5.08/02/90 3.2SN BK BX | 1779950000 | C.166 |
| SL-SMT 5.08/02/90F 3.2SN BK BX | 1837630000 | C.168 |
| SL-SMT 5.08/02/90G 1.5 SN BK RL | 1821140000 | C.167 |
| SL-SMT 5.08/02/90G 1.5SN BK BX | 1775002001 | C.167 |
| SL-SMT 5.08/02/90G 3.2SN BK BX | 1780180000 | C.167 |
| SL-SMT 5.08/02/90LF 1.5 SN BK RL | 1775234001 | C.171 |
| SL-SMT 5.08/02/90LF 1.5SN BK BX | 1775232001 | C.170 |
| SL-SMT 5.08/02/90LF 3.2SN BK BX | 1780410000 | C.170 |
| SL-SMT 5.08/03/180 1.5 SN BK RL | 1821110000 | C.173 |
| SL-SMT 5.08/03/180 1.5SN BK BX | 1775572001 | C.172 |
| SL-SMT 5.08/03/180 3.2SN BK BX | 1837990000 | C.172 |
| SL-SMT 5.08/03/180F 3.2SN BK BX | 1820600000 | C.174 |
| SL-SMT 5.08/03/180G 1.5 SN BK RL | 1775934001 | C.173 |
| SL-SMT 5.08/03/180G 1.5SN BK BX | 1775932001 | C.173 |
| SL-SMT 5.08/03/180G 3.2SN BK BX | 1838220000 | C.173 |
| SL-SMT 5.08/03/180LF 1.5 SN BK RL | 1776374001 | C.177 |
| SL-SMT 5.08/03/180LF 1.5SN BK BX | 1776372001 | C.176 |
| SL-SMT 5.08/03/180LF 3.2SN BK BX | 1838450000 | C.176 |
| SL-SMT 5.08/03/270FH 1.5 SN BK RL | 1876930000 | C.181 |
| SL-SMT 5.08/03/270FH 1.5SN BK BX | 1877970000 | C.181 |
| SL-SMT 5.08/03/270FH 3.2SN BK BX | 1877210000 | C.181 |
| SL-SMT 5.08/03/270FL 1.5 SN BK RL | 1877000000 | C.181 |
| SL-SMT 5.08/03/270FL 1.5SN BK BX | 1878110000 | C.180 |
| SL-SMT 5.08/03/270FL 3.2SN BK BX | 1876860000 | C.180 |
| SL-SMT 5.08/03/270GH 1.5SN BK BX | 1877010000 | C.179 |
| SL-SMT 5.08/03/270GH 1.5SN BK RL | 1877600000 | C.179 |
| SL-SMT 5.08/03/270GH 3.2SN BK BX | 1877380000 | C.179 |
| SL-SMT 5.08/03/270GL 1.5SN BK BX | 1877130000 | C.178 |
| SL-SMT 5.08/03/270GL 1.5SN BK RL | 1877750000 | C.179 |
| SL-SMT 5.08/03/270GL 3.2SN BK BX | 1877490000 | C.178 |
| SL-SMT 5.08/03/90 1.5 SN BK RL | 1821170000 | C.167 |
| SL-SMT 5.08/03/90 1.5SN BK BX | 1774772001 | C.166 |
| SL-SMT 5.08/03/90 3.2SN BK BX | 1779960000 | C.166 |
| SL-SMT 5.08/03/90F 3.2SN BK BX | 1837640000 | C.168 |
| SL-SMT 5.08/03/90G 1.5 SN BK RL | 1775014001 | C.167 |
| SL-SMT 5.08/03/90G 1.5SN BK BX | 1775012001 | C.167 |
| SL-SMT 5.08/03/90G 3.2SN BK BX | 1780190000 | C.167 |
| SL-SMT 5.08/03/90LF 1.5 SN BK RL | 1775244001 | C.171 |
| SL-SMT 5.08/03/90LF 1.5SN BK BX | 1775242001 | C.170 |
| SL-SMT 5.08/03/90LF 3.2SN BK BX | 1780420000 | C.170 |
| SL-SMT 5.08/04/180 1.5 SN BK RL | 1775594001 | C.173 |
| SL-SMT 5.08/04/180 1.5SN BK BX | 1775592001 | C.172 |
| SL-SMT 5.08/04/180 3.2SN BK BX | 1838000000 | C.172 |
| SL-SMT 5.08/04/180F 1.5SN BK BX | 1830100000 | C.174 |
| SL-SMT 5.08/04/180F 3.2SN BK BX | 1837870000 | C.174 |
| SL-SMT 5.08/04/180G 1.5 SN BK RL | 1775944001 | C.173 |
| SL-SMT 5.08/04/180G 1.5SN BK BX | 1775942001 | C.173 |
| SL-SMT 5.08/04/180G 3.2SN BK BX | 1838230000 | C.173 |
| SL-SMT 5.08/04/180LF 1.5 SN BK RL | 1776384001 | C.177 |
| SL-SMT 5.08/04/180LF 1.5SN BK BX | 1776382001 | C.176 |
| SL-SMT 5.08/04/180LF 3.2SN BK BX | 1838460000 | C.176 |
| SL-SMT 5.08/04/270FH 1.5 SN BK RL | 1876940000 | C.181 |
| SL-SMT 5.08/04/270FH 1.5SN BK BX | 1877980000 | C.181 |
| SL-SMT 5.08/04/270FH 3.2SN BK BX | 1877330000 | C.181 |
| SL-SMT 5.08/04/270FL 1.5 SN BK RL | 1877020000 | C.181 |
| SL-SMT 5.08/04/270FL 1.5SN BK BX | 1878120000 | C.180 |
| SL-SMT 5.08/04/270FL 3.2SN BK BX | 1876870000 | C.180 |
| SL-SMT 5.08/04/270GH 1.5SN BK BX | 1877030000 | C.179 |
| SL-SMT 5.08/04/270GH 1.5SN BK RL | 1877610000 | C.179 |
| SL-SMT 5.08/04/270GH 3.2SN BK BX | 1877390000 | C.179 |
| SL-SMT 5.08/04/270GL 1.5SN BK BX | 1877140000 | C.178 |
| SL-SMT 5.08/04/270GL 1.5SN BK RL | 1877760000 | C.179 |
| SL-SMT 5.08/04/270GL 3.2SN BK BX | 1877510000 | C.178 |
| SL-SMT 5.08/04/90 1.5 SN BK RL | 1774784001 | C.167 |
| SL-SMT 5.08/04/90 1.5SN BK BX | 1774782001 | C.166 |
| SL-SMT 5.08/04/90 3.2SN BK BX | 1779970000 | C.166 |
| SL-SMT 5.08/04/90F 3.2SN BK BX | 1837650000 | C.168 |
| SL-SMT 5.08/04/90G 1.5 SN BK RL | 1775024001 | C.167 |
| SL-SMT 5.08/04/90G 1.5SN BK BX | 1775022001 | C.167 |
| SL-SMT 5.08/04/90G 3.2SN BK BX | 1780200000 | C.167 |
| SL-SMT 5.08/04/90LF 1.5 SN BK RL | 1775254001 | C.171 |
| SL-SMT 5.08/04/90LF 1.5SN BK BX | 1775252001 | C.170 |
| SL-SMT 5.08/04/90LF 3.2SN BK BX | 1780430000 | C.170 |
| SL-SMT 5.08/05/180 1.5 SN BK RL | 1775634001 | C.173 |
| SL-SMT 5.08/05/180 1.5SN BK BX | 1775632001 | C.172 |
| SL-SMT 5.08/05/180 3.2SN BK BX | 1838010000 | C.172 |
| SL-SMT 5.08/05/180F 1.5SN BK BX | 1837330000 | C.174 |
| SL-SMT 5.08/05/180F 3.2SN BK BX | 1820770000 | C.174 |
| SL-SMT 5.08/05/180G 1.5 SN BK RL | 1775954001 | C.173 |
| SL-SMT 5.08/05/180G 1.5SN BK BX | 1775952001 | C.173 |
| SL-SMT 5.08/05/180G 3.2SN BK BX | 1838240000 | C.173 |
| SL-SMT 5.08/05/180LF 1.5 SN BK RL | 1776394001 | C.177 |
| SL-SMT 5.08/05/180LF 1.5SN BK BX | 1776392001 | C.176 |
| SL-SMT 5.08/05/180LF 3.2SN BK BX | 1838470000 | C.176 |
| SL-SMT 5.08/05/270FH 1.5 SN BK RL | 1876950000 | C.181 |
| SL-SMT 5.08/05/270FH 1.5SN BK BX | 1877990000 | C.181 |
| SL-SMT 5.08/05/270FH 3.2SN BK BX | 1877430000 | C.181 |
| SL-SMT 5.08/05/270FL 1.5SN BK BX | 1878130000 | C.180 |
| SL-SMT 5.08/05/270FL 1.5SN BK RL | 1877070000 | C.181 |
| SL-SMT 5.08/05/270FL 3.2SN BK BX | 1876880000 | C.180 |
| SL-SMT 5.08/05/270GH 1.5SN BK BX | 1877040000 | C.179 |
| SL-SMT 5.08/05/270GH 1.5SN BK RL | 1877620000 | C.179 |
| SL-SMT 5.08/05/270GH 3.2SN BK BX | 1877400000 | C.179 |
| SL-SMT 5.08/05/270GL 1.5SN BK BX | 1877150000 | C.178 |
| SL-SMT 5.08/05/270GL 1.5SN BK RL | 1877770000 | C.179 |
| SL-SMT 5.08/05/270GL 3.2SN BK BX | 1877520000 | C.178 |
| SL-SMT 5.08/05/90 1.5 SN BK RL | 1774794001 | C.167 |
| SL-SMT 5.08/05/90 1.5SN BK BX | 1774792001 | C.166 |
| SL-SMT 5.08/05/90 3.2SN BK BX | 1779980000 | C.166 |
| SL-SMT 5.08/05/90F 3.2SN BK BX | 1837660000 | C.168 |
| SL-SMT 5.08/05/90G 1.5 SN BK RL | 1775034001 | C.167 |
| SL-SMT 5.08/05/90G 1.5SN BK BX | 1775032001 | C.167 |
| SL-SMT 5.08/05/90G 3.2SN BK BX | 1780210000 | C.167 |
| SL-SMT 5.08/05/90LF 1.5 SN BK RL | 1775264001 | C.171 |
| SL-SMT 5.08/05/90LF 1.5SN BK BX | 1775262001 | C.170 |
| SL-SMT 5.08/05/90LF 3.2SN BK BX | 1780440000 | C.170 |
| SL-SMT 5.08/06/180 1.5 SN BK RL | 1775644001 | C.173 |
| SL-SMT 5.08/06/180 1.5SN BK BX | 1775642001 | C.172 |
| SL-SMT 5.08/06/180 3.2SN BK BX | 1838020000 | C.172 |
| SL-SMT 5.08/06/180F 1.5SN BK BX | 1837340000 | C.174 |
| SL-SMT 5.08/06/180F 3.2SN BK BX | 1820610000 | C.174 |
| SL-SMT 5.08/06/180G 1.5 SN BK RL | 1775964001 | C.173 |
| SL-SMT 5.08/06/180G 1.5SN BK BX | 1775962001 | C.173 |
| SL-SMT 5.08/06/180G 3.2SN BK BX | 1838250000 | C.173 |
| SL-SMT 5.08/06/180LF 1.5 SN BK RL | 1776404001 | C.177 |
| SL-SMT 5.08/06/180LF 1.5SN BK BX | 1776402001 | C.176 |
| SL-SMT 5.08/06/180LF 3.2SN BK BX | 1838480000 | C.176 |
| SL-SMT 5.08/06/270FH 1.5 SN BK RL | 1876960000 | C.181 |
| SL-SMT 5.08/06/270FH 1.5SN BK BX | 1878000000 | C.181 |
| SL-SMT 5.08/06/270FH 3.2SN BK BX | 1877460000 | C.181 |
| SL-SMT 5.08/06/270FL 1.5 SN BK RL | 1877090000 | C.181 |
| SL-SMT 5.08/06/270FL 1.5SN BK BX | 1878140000 | C.180 |
| SL-SMT 5.08/06/270FL 3.2SN BK BX | 1876890000 | C.180 |
| SL-SMT 5.08/06/270GH 1.5SN BK BX | 1877050000 | C.179 |
| SL-SMT 5.08/06/270GH 1.5SN BK RL | 1877630000 | C.179 |
| SL-SMT 5.08/06/270GH 3.2SN BK BX | 1877410000 | C.179 |
| SL-SMT 5.08/06/270GL 1.5SN BK BX | 1877160000 | C.178 |
| SL-SMT 5.08/06/270GL 1.5SN BK RL | 1877780000 | C.179 |
| SL-SMT 5.08/06/270GL 3.2SN BK BX | 1877530000 | C.178 |
| SL-SMT 5.08/06/90 1.5 SN BK RL | 1774804001 | C.167 |
| SL-SMT 5.08/06/90 1.5SN BK BX | 1774802001 | C.166 |
| SL-SMT 5.08/06/90 3.2SN BK BX | 1779990000 | C.166 |
| SL-SMT 5.08/06/90F 3.2SN BK BX | 1837670000 | C.168 |
| SL-SMT 5.08/06/90G 1.5 SN BK RL | 1775044001 | C.167 |
| SL-SMT 5.08/06/90G 1.5SN BK BX | 1775042001 | C.167 |
| SL-SMT 5.08/06/90G 3.2SN BK BX | 1780220000 | C.167 |
| SL-SMT 5.08/06/90LF 1.5 SN BK RL | 1775274001 | C.171 |
| SL-SMT 5.08/06/90LF 1.5SN BK BX | 1775272001 | C.170 |
| SL-SMT 5.08/06/90LF 3.2SN BK BX | 1780450000 | C.170 |
| SL-SMT 5.08/07/180 1.5 SN BK RL | 1775654001 | C.173 |
| SL-SMT 5.08/07/180 1.5SN BK BX | 1775652001 | C.172 |
| SL-SMT 5.08/07/180 3.2SN BK BX | 1838030000 | C.172 |
| SL-SMT 5.08/07/180F 3.2SN BK BX | 1837880000 | C.174 |
| SL-SMT 5.08/07/180G 1.5 SN BK RL | 1775974001 | C.173 |
| SL-SMT 5.08/07/180G 1.5SN BK BX | 1775972001 | C.173 |
| SL-SMT 5.08/07/180G 3.2SN BK BX | 1838260000 | C.173 |
| SL-SMT 5.08/07/180LF 1.5SN BK BX | 1776412001 | C.176 |
| SL-SMT 5.08/07/180LF 3.2SN BK BX | 1838490000 | C.176 |
| SL-SMT 5.08/07/270FH 1.5 SN BK RL | 1876970000 | C.181 |
| SL-SMT 5.08/07/270FH 1.5SN BK BX | 1878010000 | C.181 |
| SL-SMT 5.08/07/270FH 3.2SN BK BX | 1877480000 | C.181 |
| SL-SMT 5.08/07/270FL 1.5 SN BK RL | 1877110000 | C.181 |
| SL-SMT 5.08/07/270FL 1.5SN BK BX | 1878150000 | C.180 |
| SL-SMT 5.08/07/270FL 3.2SN BK BX | 1876900000 | C.180 |
| SL-SMT 5.08/07/270GH 1.5SN BK BX | 1877060000 | C.179 |
| SL-SMT 5.08/07/270GH 1.5SN BK RL | 1877640000 | C.179 |
| SL-SMT 5.08/07/270GH 3.2SN BK BX | 1877420000 | C.179 |
| SL-SMT 5.08/07/270GL 1.5SN BK BX | 1877170000 | C.178 |
| SL-SMT 5.08/07/270GL 1.5SN BK RL | 1877790000 | C.179 |
| SL-SMT 5.08/07/270GL 3.2SN BK BX | 1877540000 | C.178 |
| SL-SMT 5.08/07/90 1.5 SN BK RL | 1774814001 | C.167 |
| SL-SMT 5.08/07/90 1.5SN BK BX | 1774812001 | C.166 |
| SL-SMT 5.08/07/90 3.2SN BK BX | 1780000000 | C.166 |
| SL-SMT 5.08/07/90F 3.2SN BK BX | 1837680000 | C.168 |
| SL-SMT 5.08/07/90G 1.5 SN BK RL | 1775054001 | C.167 |
| SL-SMT 5.08/07/90G 1.5SN BK BX | 1775052001 | C.167 |
| SL-SMT 5.08/07/90G 3.2SN BK BX | 1780230000 | C.167 |
| SL-SMT 5.08/07/90LF 1.5SN BK BX | 1775282001 | C.170 |
| SL-SMT 5.08/07/90LF 3.2SN BK BX | 1780460000 | C.170 |
| SL-SMT 5.08/08/180 1.5 SN BK RL | 1775664001 | C.173 |
| SL-SMT 5.08/08/180 1.5SN BK BX | 1775662001 | C.172 |
| SL-SMT 5.08/08/180 3.2SN BK BX | 1838040000 | C.172 |
| SL-SMT 5.08/08/180F 3.2SN BK BX | 1820620000 | C.174 |
| SL-SMT 5.08/08/180G 1.5SN BK BX | 1775982001 | C.173 |
| SL-SMT 5.08/08/180G 3.2SN BK BX | 1838270000 | C.173 |
| SL-SMT 5.08/08/180LF 1.5SN BK BX | 1776422001 | C.176 |
| SL-SMT 5.08/08/180LF 3.2SN BK BX | 1838500000 | C.176 |
| SL-SMT 5.08/08/270FH 1.5 SN BK RL | 1876980000 | C.181 |
| SL-SMT 5.08/08/270FH 1.5SN BK BX | 1878020000 | C.181 |
| SL-SMT 5.08/08/270FH 3.2SN BK BX | 1877500000 | C.181 |
| SL-SMT 5.08/08/270FL 1.5 SN BK RL | 1877120000 | C.181 |
| SL-SMT 5.08/08/270FL 1.5SN BK BX | 1878160000 | C.180 |
| SL-SMT 5.08/08/270FL 3.2SN BK BX | 1876910000 | C.180 |
| SL-SMT 5.08/08/270GH 1.5SN BK BX | 1877080000 | C.179 |
| SL-SMT 5.08/08/270GH 1.5SN BK RL | 1877650000 | C.179 |
| SL-SMT 5.08/08/270GH 3.2SN BK BX | 1877450000 | C.179 |
| SL-SMT 5.08/08/270GL 1.5SN BK BX | 1877180000 | C.178 |
| SL-SMT 5.08/08/270GL 1.5SN BK RL | 1877800000 | C.179 |
| SL-SMT 5.08/08/270GL 3.2SN BK BX | 1877550000 | C.178 |
| SL-SMT 5.08/08/90 1.5 SN BK RL | 1774824001 | C.167 |
| SL-SMT 5.08/08/90 1.5SN BK BX | 1774822001 | C.166 |
| SL-SMT 5.08/08/90 3.2SN BK BX | 1780010000 | C.166 |
| SL-SMT 5.08/08/90F 3.2SN BK BX | 1837690000 | C.168 |
| SL-SMT 5.08/08/90G 1.5SN BK BX | 1775062001 | C.167 |
| SL-SMT 5.08/08/90G 3.2SN BK BX | 1780240000 | C.167 |
| SL-SMT 5.08/08/90LF 1.5SN BK BX | 1775292001 | C.170 |
| SL-SMT 5.08/08/90LF 3.2SN BK BX | 1780470000 | C.170 |
| SL-SMT 5.08/09/180 1.5SN BK BX | 1775672001 | C.172 |
| SL-SMT 5.08/09/180 3.2SN BK BX | 1838050000 | C.172 |
| SL-SMT 5.08/09/180F 1.5SN BK BX | 1880940000 | C.174 |
| SL-SMT 5.08/09/180F 3.2SN BK BX | 1837890000 | C.174 |
| SL-SMT 5.08/09/180G 1.5SN BK BX | 1775992001 | C.173 |
| SL-SMT 5.08/09/180G 3.2SN BK BX | 1838280000 | C.173 |
| SL-SMT 5.08/09/180LF 1.5SN BK BX | 1776432001 | C.176 |
| SL-SMT 5.08/09/180LF 3.2SN BK BX | 1838510000 | C.176 |
| SL-SMT 5.08/09/90 1.5SN BK BX | 1774832001 | C.166 |
| SL-SMT 5.08/09/90 3.2SN BK BX | 1780020000 | C.166 |
| SL-SMT 5.08/09/90F 3.2SN BK BX | 1837700000 | C.168 |
| SL-SMT 5.08/09/90G 1.5SN BK BX | 1775072001 | C.167 |
| SL-SMT 5.08/09/90G 3.2SN BK BX | 1780250000 | C.167 |
| SL-SMT 5.08/09/90LF 1.5SN BK BX | 1775302001 | C.170 |
| SL-SMT 5.08/09/90LF 3.2SN BK BX | 1780480000 | C.170 |
| SL-SMT 5.08/10/180 1.5SN BK BX | 1775682001 | C.172 |
| SL-SMT 5.08/10/180 3.2SN BK BX | 1838060000 | C.172 |
| SL-SMT 5.08/10/180F 1.5SN BK BX | 1880950000 | C.174 |
| SL-SMT 5.08/10/180F 3.2SN BK BX | 1820780000 | C.174 |
| SL-SMT 5.08/10/180G 1.5SN BK BX | 1776002001 | C.173 |
| SL-SMT 5.08/10/180G 3.2SN BK BX | 1838290000 | C.173 |
| SL-SMT 5.08/10/180LF 1.5SN BK BX | 1776442001 | C.176 |
| SL-SMT 5.08/10/180LF 3.2SN BK BX | 1838520000 | C.176 |
| SL-SMT 5.08/10/90 1.5SN BK BX | 1774842001 | C.166 |
| SL-SMT 5.08/10/90 3.2SN BK BX | 1780030000 | C.166 |
| SL-SMT 5.08/10/90F 3.2SN BK BX | 1837710000 | C.168 |
| SL-SMT 5.08/10/90G 1.5SN BK BX | 1775082001 | C.167 |
| SL-SMT 5.08/10/90G 3.2SN BK BX | 1780260000 | C.167 |
| SL-SMT 5.08/10/90LF 1.5SN BK BX | 1775312001 | C.170 |
| SL-SMT 5.08/10/90LF 3.2SN BK BX | 1780490000 | C.170 |
| SL-SMT 5.08/11/180 1.5SN BK BX | 1775692001 | C.172 |
| SL-SMT 5.08/11/180 3.2SN BK BX | 1838070000 | C.172 |
| SL-SMT 5.08/11/180F 1.5SN BK BX | 1880960000 | C.174 |
| SL-SMT 5.08/11/180F 3.2SN BK BX | 1837900000 | C.174 |
| SL-SMT 5.08/11/180G 1.5SN BK BX | 1776012001 | C.173 |
| SL-SMT 5.08/11/180G 3.2SN BK BX | 1838300000 | C.173 |
| SL-SMT 5.08/11/180LF 1.5SN BK BX | 1776452001 | C.176 |
| SL-SMT 5.08/11/180LF 3.2SN BK BX | 1838530000 | C.176 |
| SL-SMT 5.08/11/90 1.5SN BK BX | 1774852001 | C.166 |
| SL-SMT 5.08/11/90 3.2SN BK BX | 1780040000 | C.166 |
| SL-SMT 5.08/11/90F 3.2SN BK BX | 1837720000 | C.168 |
| SL-SMT 5.08/11/90G 1.5SN BK BX | 1775092001 | C.167 |
| SL-SMT 5.08/11/90G 3.2SN BK BX | 1780270000 | C.167 |
| SL-SMT 5.08/11/90LF 1.5SN BK BX | 1775322001 | C.170 |
| SL-SMT 5.08/11/90LF 3.2SN BK BX | 1780500000 | C.170 |
| SL-SMT 5.08/12/180 1.5SN BK BX | 1775702001 | C.172 |
| SL-SMT 5.08/12/180 3.2SN BK BX | 1838080000 | C.172 |
| SL-SMT 5.08/12/180F 1.5SN BK BX | 1880970000 | C.174 |
| SL-SMT 5.08/12/180F 3.2SN BK BX | 1820630000 | C.174 |
| SL-SMT 5.08/12/180G 1.5SN BK BX | 1776022001 | C.173 |
| SL-SMT 5.08/12/180G 3.2SN BK BX | 1838310000 | C.173 |
| SL-SMT 5.08/12/180LF 1.5SN BK BX | 1776462001 | C.176 |
| SL-SMT 5.08/12/180LF 3.2SN BK BX | 1838540000 | C.176 |
| SL-SMT 5.08/12/90 1.5SN BK BX | 1774862001 | C.166 |
| SL-SMT 5.08/12/90 3.2SN BK BX | 1780050000 | C.166 |
| SL-SMT 5.08/12/90F 3.2SN BK BX | 1837730000 | C.168 |
| SL-SMT 5.08/12/90G 1.5SN BK BX | 1775102001 | C.167 |
| SL-SMT 5.08/12/90G 3.2SN BK BX | 1780280000 | C.167 |
| SL-SMT 5.08/12/90LF 1.5SN BK BX | 1775332001 | C.170 |





«ЭЛЕКТРО-ПРОФИ» - http://www.ep.ru

| Type | Order No. | Page |
|---|---|---|
| SL-SMT 5.08/12/90LF 3.2SN BK BX | 1780510000 | C.170 |
| SL-SMT 5.08/13/180 1.5SN BK BX | 1775712001 | C.172 |
| SL-SMT 5.08/13/180 3.2SN BK BX | 1838090000 | C.172 |
| SL-SMT 5.08/13/180F 1.5SN BK BX | 1879920000 | C.174 |
| SL-SMT 5.08/13/180F 3.2SN BK BX | 1820790000 | C.174 |
| SL-SMT 5.08/13/180G 1.5SN BK BX | 1776242001 | C.173 |
| SL-SMT 5.08/13/180G 3.2SN BK BX | 1838320000 | C.173 |
| SL-SMT 5.08/13/180LF 1.5SN BK BX | 1776472001 | C.176 |
| SL-SMT 5.08/13/180LF 3.2SN BK BX | 1838550000 | C.176 |
| SL-SMT 5.08/13/90 1.5SN BK BX | 1774872001 | C.166 |
| SL-SMT 5.08/13/90 3.2SN BK BX | 1780060000 | C.166 |
| SL-SMT 5.08/13/90F 3.2SN BK BX | 1837740000 | C.168 |
| SL-SMT 5.08/13/90G 1.5SN BK BX | 1775112001 | C.167 |
| SL-SMT 5.08/13/90G 3.2SN BK BX | 1780290000 | C.167 |
| SL-SMT 5.08/13/90LF 1.5SN BK BX | 1775342001 | C.170 |
| SL-SMT 5.08/13/90LF 3.2SN BK BX | 1780540000 | C.170 |
| SL-SMT 5.08/14/180 1.5SN BK BX | 1775722001 | C.172 |
| SL-SMT 5.08/14/180 3.2SN BK BX | 1838100000 | C.172 |
| SL-SMT 5.08/14/180F 3.2SN BK BX | 1820800000 | C.174 |
| SL-SMT 5.08/14/180G 1.5SN BK BX | 1776252001 | C.173 |
| SL-SMT 5.08/14/180G 3.2SN BK BX | 1838330000 | C.173 |
| SL-SMT 5.08/14/180LF 1.5SN BK BX | 1776482001 | C.176 |
| SL-SMT 5.08/14/180LF 3.2SN BK BX | 1838560000 | C.176 |
| SL-SMT 5.08/14/90 1.5SN BK BX | 1774882001 | C.166 |
| SL-SMT 5.08/14/90 3.2SN BK BX | 1780070000 | C.166 |
| SL-SMT 5.08/14/90F 3.2SN BK BX | 1837750000 | C.168 |
| SL-SMT 5.08/14/90G 1.5SN BK BX | 1775122001 | C.167 |
| SL-SMT 5.08/14/90G 3.2SN BK BX | 1780300000 | C.167 |
| SL-SMT 5.08/14/90LF 1.5SN BK BX | 1775352001 | C.170 |
| SL-SMT 5.08/15/180 1.5SN BK BX | 1775732001 | C.172 |
| SL-SMT 5.08/15/180 3.2SN BK BX | 1838110000 | C.172 |
| SL-SMT 5.08/15/180F 3.2SN BK BX | 1837910000 | C.174 |
| SL-SMT 5.08/15/180G 1.5SN BK BX | 1776262001 | C.173 |
| SL-SMT 5.08/15/180G 3.2SN BK BX | 1838340000 | C.173 |
| SL-SMT 5.08/15/180LF 1.5SN BK BX | 1776492001 | C.176 |
| SL-SMT 5.08/15/180LF 3.2SN BK BX | 1838570000 | C.176 |
| SL-SMT 5.08/15/90 1.5SN BK BX | 1774892001 | C.166 |
| SL-SMT 5.08/15/90 3.2SN BK BX | 1780080000 | C.166 |
| SL-SMT 5.08/15/90F 3.2SN BK BX | 1837760000 | C.168 |
| SL-SMT 5.08/15/90G 1.5SN BK BX | 1775132001 | C.167 |
| SL-SMT 5.08/15/90G 3.2SN BK BX | 1780310000 | C.167 |
| SL-SMT 5.08/15/90LF 1.5SN BK BX | 1775362001 | C.170 |
| SL-SMT 5.08/16/180 1.5SN BK BX | 1775742001 | C.172 |
| SL-SMT 5.08/16/180 3.2SN BK BX | 1838120000 | C.172 |
| SL-SMT 5.08/16/180F 3.2SN BK BX | 1820640000 | C.174 |
| SL-SMT 5.08/16/180G 1.5SN BK BX | 1776272001 | C.173 |
| SL-SMT 5.08/16/180G 3.2SN BK BX | 1838350000 | C.173 |
| SL-SMT 5.08/16/180LF 1.5SN BK BX | 1776502001 | C.176 |
| SL-SMT 5.08/16/180LF 3.2SN BK BX | 1838580000 | C.176 |
| SL-SMT 5.08/16/90 1.5SN BK BX | 1774902001 | C.166 |
| SL-SMT 5.08/16/90 3.2SN BK BX | 1780090000 | C.166 |
| SL-SMT 5.08/16/90F 3.2SN BK BX | 1837770000 | C.168 |
| SL-SMT 5.08/16/90G 1.5SN BK BX | 1775142001 | C.167 |
| SL-SMT 5.08/16/90G 3.2SN BK BX | 1780320000 | C.167 |
| SL-SMT 5.08/16/90LF 1.5SN BK BX | 1775372001 | C.170 |
| SL-SMT 5.08/16/90LF 3.2SN BK BX | 1780570000 | C.170 |
| SL-SMT 5.08/17/180 1.5SN BK BX | 1775752001 | C.172 |
| SL-SMT 5.08/17/180 3.2SN BK BX | 1838130000 | C.172 |
| SL-SMT 5.08/17/180F 3.2SN BK BX | 1837920000 | C.174 |
| SL-SMT 5.08/17/180G 1.5SN BK BX | 1776282001 | C.173 |
| SL-SMT 5.08/17/180G 3.2SN BK BX | 1838360000 | C.173 |
| SL-SMT 5.08/17/180LF 1.5SN BK BX | 1776512001 | C.176 |
| SL-SMT 5.08/17/180LF 3.2SN BK BX | 1838590000 | C.176 |
| SL-SMT 5.08/17/90 1.5SN BK BX | 1774912001 | C.166 |
| SL-SMT 5.08/17/90 3.2SN BK BX | 1780100000 | C.166 |
| SL-SMT 5.08/17/90F 3.2SN BK BX | 1837780000 | C.168 |
| SL-SMT 5.08/17/90G 1.5SN BK BX | 1775152001 | C.167 |
| SL-SMT 5.08/17/90G 3.2SN BK BX | 1780330000 | C.167 |
| SL-SMT 5.08/17/90LF 1.5SN BK BX | 1775382001 | C.170 |
| SL-SMT 5.08/17/90LF 3.2SN BK BX | 1780580000 | C.170 |
| SL-SMT 5.08/18/180 1.5SN BK BX | 1775762001 | C.172 |
| SL-SMT 5.08/18/180 3.2SN BK BX | 1838140000 | C.172 |
| SL-SMT 5.08/18/180F 3.2SN BK BX | 1820650000 | C.174 |
| SL-SMT 5.08/18/180G 1.5SN BK BX | 1776292001 | C.173 |
| SL-SMT 5.08/18/180G 3.2SN BK BX | 1838370000 | C.173 |
| SL-SMT 5.08/18/180LF 1.5SN BK BX | 1776522001 | C.176 |
| SL-SMT 5.08/18/180LF 3.2SN BK BX | 1838600000 | C.176 |
| SL-SMT 5.08/18/90 1.5SN BK BX | 1774922001 | C.166 |
| SL-SMT 5.08/18/90 3.2SN BK BX | 1780110000 | C.166 |
| SL-SMT 5.08/18/90F 3.2SN BK BX | 1837790000 | C.168 |
| SL-SMT 5.08/18/90G 1.5SN BK BX | 1775162001 | C.167 |
| SL-SMT 5.08/18/90G 3.2SN BK BX | 1780340000 | C.167 |
| SL-SMT 5.08/18/90LF 1.5SN BK BX | 1775392001 | C.170 |
| SL-SMT 5.08/18/90LF 3.2SN BK BX | 1780590000 | C.170 |
| SL-SMT 5.08/19/180 1.5SN BK BX | 1775772001 | C.172 |
| SL-SMT 5.08/19/180 3.2SN BK BX | 1838150000 | C.172 |
| SL-SMT 5.08/19/180F 3.2SN BK BX | 1837930000 | C.174 |
| SL-SMT 5.08/19/180G 1.5SN BK BX | 1776302001 | C.173 |
| SL-SMT 5.08/19/180G 3.2SN BK BX | 1838380000 | C.173 |
| SL-SMT 5.08/19/180LF 1.5SN BK BX | 1776532001 | C.176 |
| SL-SMT 5.08/19/180LF 3.2SN BK BX | 1838610000 | C.176 |
| SL-SMT 5.08/19/90 1.5SN BK BX | 1774932001 | C.166 |
| SL-SMT 5.08/19/90 3.2SN BK BX | 1780120000 | C.166 |
| SL-SMT 5.08/19/90F 3.2SN BK BX | 1837800000 | C.168 |
| SL-SMT 5.08/19/90G 1.5SN BK BX | 1775172001 | C.167 |
| SL-SMT 5.08/19/90G 3.2SN BK BX | 1780350000 | C.167 |
| SL-SMT 5.08/19/90LF 1.5SN BK BX | 1775402001 | C.170 |
| SL-SMT 5.08/19/90LF 3.2SN BK BX | 1780600000 | C.170 |
| SL-SMT 5.08/20/180 1.5SN BK BX | 1775782001 | C.172 |
| SL-SMT 5.08/20/180 3.2SN BK BX | 1838160000 | C.172 |
| SL-SMT 5.08/20/180F 3.2SN BK BX | 1820810000 | C.174 |
| SL-SMT 5.08/20/180G 1.5SN BK BX | 1776312001 | C.173 |
| SL-SMT 5.08/20/180G 3.2SN BK BX | 1838390000 | C.173 |
| SL-SMT 5.08/20/180LF 1.5SN BK BX | 1776542001 | C.176 |
| SL-SMT 5.08/20/180LF 3.2SN BK BX | 1838620000 | C.176 |
| SL-SMT 5.08/20/90 1.5SN BK BX | 1774942001 | C.166 |
| SL-SMT 5.08/20/90 3.2SN BK BX | 1780130000 | C.166 |
| SL-SMT 5.08/20/90F 3.2SN BK BX | 1837810000 | C.168 |
| SL-SMT 5.08/20/90G 1.5SN BK BX | 1775182001 | C.167 |
| SL-SMT 5.08/20/90G 3.2SN BK BX | 1780360000 | C.167 |
| SL-SMT 5.08/20/90LF 1.5SN BK BX | 1775412001 | C.170 |
| SL-SMT 5.08/20/90LF 3.2SN BK BX | 1780610000 | C.170 |
| SL-SMT 5.08/21/180 1.5SN BK BX | 1775792001 | C.172 |
| SL-SMT 5.08/21/180 3.2SN BK BX | 1838170000 | C.172 |
| SL-SMT 5.08/21/180F 3.2SN BK BX | 1837940000 | C.174 |
| SL-SMT 5.08/21/180G 1.5SN BK BX | 1776322001 | C.173 |
| SL-SMT 5.08/21/180G 3.2SN BK BX | 1838400000 | C.173 |
| SL-SMT 5.08/21/180LF 1.5SN BK BX | 1776552001 | C.176 |
| SL-SMT 5.08/21/180LF 3.2SN BK BX | 1838630000 | C.176 |
| SL-SMT 5.08/21/90 1.5SN BK BX | 1774952001 | C.166 |
| SL-SMT 5.08/21/90 3.2SN BK BX | 1780140000 | C.166 |
| SL-SMT 5.08/21/90F 3.2SN BK BX | 1837820000 | C.168 |
| SL-SMT 5.08/21/90G 1.5SN BK BX | 1775192001 | C.167 |
| SL-SMT 5.08/21/90G 3.2SN BK BX | 1780370000 | C.167 |
| SL-SMT 5.08/21/90LF 1.5SN BK BX | 1775422001 | C.170 |
| SL-SMT 5.08/21/90LF 3.2SN BK BX | 1780620000 | C.170 |
| SL-SMT 5.08/22/180 1.5SN BK BX | 1775802001 | C.172 |
| SL-SMT 5.08/22/180 3.2SN BK BX | 1838180000 | C.172 |
| SL-SMT 5.08/22/180F 3.2SN BK BX | 1837950000 | C.174 |
| SL-SMT 5.08/22/180G 1.5SN BK BX | 1776332001 | C.173 |
| SL-SMT 5.08/22/180G 3.2SN BK BX | 1838410000 | C.173 |
| SL-SMT 5.08/22/180LF 1.5SN BK BX | 1776572001 | C.176 |
| SL-SMT 5.08/22/180LF 3.2SN BK BX | 1838640000 | C.176 |
| SL-SMT 5.08/22/90 1.5SN BK BX | 1774962001 | C.166 |
| SL-SMT 5.08/22/90 3.2SN BK BX | 1780150000 | C.166 |
| SL-SMT 5.08/22/90F 3.2SN BK BX | 1837830000 | C.168 |
| SL-SMT 5.08/22/90G 1.5SN BK BX | 1775202001 | C.167 |
| SL-SMT 5.08/22/90G 3.2SN BK BX | 1780380000 | C.167 |
| SL-SMT 5.08/22/90LF 1.5SN BK BX | 1775432001 | C.170 |
| SL-SMT 5.08/22/90LF 3.2SN BK BX | 1780630000 | C.170 |
| SL-SMT 5.08/23/180 1.5SN BK BX | 1775812001 | C.172 |
| SL-SMT 5.08/23/180 3.2SN BK BX | 1838190000 | C.172 |
| SL-SMT 5.08/23/180F 3.2SN BK BX | 1837960000 | C.174 |
| SL-SMT 5.08/23/180G 1.5SN BK BX | 1776342001 | C.173 |
| SL-SMT 5.08/23/180G 3.2SN BK BX | 1838420000 | C.173 |
| SL-SMT 5.08/23/180LF 1.5SN BK BX | 1776582001 | C.176 |
| SL-SMT 5.08/23/180LF 3.2SN BK BX | 1838650000 | C.176 |
| SL-SMT 5.08/23/90 1.5SN BK BX | 1774972001 | C.166 |
| SL-SMT 5.08/23/90 3.2SN BK BX | 1780160000 | C.166 |
| SL-SMT 5.08/23/90F 3.2SN BK BX | 1837840000 | C.168 |
| SL-SMT 5.08/23/90G 1.5SN BK BX | 1775212001 | C.167 |
| SL-SMT 5.08/23/90G 3.2SN BK BX | 1780390000 | C.167 |
| SL-SMT 5.08/23/90LF 1.5SN BK BX | 1775442001 | C.170 |
| SL-SMT 5.08/23/90LF 3.2SN BK BX | 1780640000 | C.170 |
| SL-SMT 5.08/24/180 1.5SN BK BX | 1775822001 | C.172 |
| SL-SMT 5.08/24/180 3.2SN BK BX | 1838200000 | C.172 |
| SL-SMT 5.08/24/180F 3.2SN BK BX | 1837970000 | C.174 |
| SL-SMT 5.08/24/180G 1.5SN BK BX | 1776352001 | C.173 |
| SL-SMT 5.08/24/180G 3.2SN BK BX | 1838430000 | C.173 |
| SL-SMT 5.08/24/180LF 1.5SN BK BX | 1776592001 | C.176 |
| SL-SMT 5.08/24/180LF 3.2SN BK BX | 1838660000 | C.176 |
| SL-SMT 5.08/24/90 1.5SN BK BX | 1774982001 | C.166 |
| SL-SMT 5.08/24/90 3.2SN BK BX | 1780170000 | C.166 |
| SL-SMT 5.08/24/90F 3.2SN BK BX | 1837850000 | C.168 |
| SL-SMT 5.08/24/90G 1.5SN BK BX | 1775222001 | C.167 |
| SL-SMT 5.08/24/90G 3.2SN BK BX | 1780400000 | C.167 |
| SL-SMT 5.08/24/90LF 1.5SN BK BX | 1775452001 | C.170 |
| SL-SMT 5.08/24/90LF 3.2SN BK BX | 1780650000 | C.170 |
| SLT 5.08/02/180B SN OR BX | 1611710000 | C.206 |
| SLT 5.08/03/180B SN OR BX | 1611720000 | C.206 |
| SLT 5.08/04/180B SN OR BX | 1611730000 | C.206 |
| SLT 5.08/05/180B SN OR BX | 1611740000 | C.206 |
| SLT 5.08/06/180B SN OR BX | 1611750000 | C.206 |
| SLT 5.08/07/180B SN OR BX | 1611760000 | C.206 |
| SLT 5.08/08/180B SN OR BX | 1611770000 | C.206 |
| SLT 5.08/09/180B SN OR BX | 1611780000 | C.206 |
| SLT 5.08/10/180B SN OR BX | 1611790000 | C.206 |
| SLT 5.08/11/180B SN OR BX | 1611800000 | C.206 |
| SLT 5.08/12/180B SN OR BX | 1611810000 | C.206 |
| SLT 5.08/13/180B SN OR BX | 1611820000 | C.206 |
| SLT 5.08/14/180B SN OR BX | 1611830000 | C.206 |
| SLT 5.08/15/180B SN OR BX | 1611840000 | C.206 |
| SLT 5.08/16/180B SN OR BX | 1611850000 | C.206 |
| SLZ 7.62HP/02/180F SN BK BX | 1043430000 | F.33 |
| SLZ 7.62HP/02/180G SN BK BX | 1043350000 | F.32 |
| SLZ 7.62HP/02/180LR SN BK BX | 1043510000 | F.33 |
| SLZ 7.62HP/03/180F SN BK BX | 1043440000 | F.33 |
| SLZ 7.62HP/03/180G SN BK BX | 1043360000 | F.32 |
| SLZ 7.62HP/03/180LR SN BK BX | 1043520000 | F.33 |
| SLZ 7.62HP/04/180F SN BK BX | 1043450000 | F.33 |
| SLZ 7.62HP/04/180G SN BK BX | 1043370000 | F.32 |
| SLZ 7.62HP/04/180LR SN BK BX | 1043530000 | F.33 |
| SLZ 7.62HP/05/180F SN BK BX | 1043460000 | F.33 |
| SLZ 7.62HP/05/180G SN BK BX | 1043380000 | F.32 |
| SLZ 7.62HP/05/180LR SN BK BX | 1043540000 | F.33 |
| SMSE 1 MSD ZB | 4060540000 | I.46 |
| SMSE FE MCZ 1.5/PE | 1003280000 | I.47 |
| SMSE FE MSA | 2279350000 | I.46 |
| SMSE KU FE MCZ 1.5 | 2224390000 | I.47 |
| SMSE LN FE MCZ 1.5 | 2224380000 | I.47 |
| SMSE MSA ZB | 4286620000 | I.46 |
| SMSE2 ZF MSD | 2277000000 | I.46 |
| SR-SMD 4.50/05/90 AU BK BX | 1155840000 | I.32 |
| SR-SMD 4.50/05/90LF 1.5AU BK BX | 1155890000 | I.33 |
| SR-SMD 4.50/05/90LFM 3.2AU BK BX | 1155870000 | I.33 |
| SU 10.16HP/02/180F 3.5AG BK BX | 1813650000 | F.113 |
| SU 10.16HP/02/180G 3.5AG BK BX | 1813410000 | F.112 |
| SU 10.16HP/02/180SF 3.5AG BK BX | 1850880000 | F.113 |
| SU 10.16HP/02/270F 3.5AG BK BX | 1813730000 | F.115 |
| SU 10.16HP/02/270G 3.5AG BK BX | 1813490000 | F.114 |
| SU 10.16HP/02/270SF 3.5AG BK BX | 1851120000 | F.115 |
| SU 10.16HP/02/90F 3.5AG BK BX | 1813570000 | F.111 |
| SU 10.16HP/02/90G 3.5AG BK BX | 1813330000 | F.110 |
| SU 10.16HP/02/90SF 3.5AG BK BX | 1851040000 | F.111 |
| SU 10.16HP/03/180F 3.5AG BK BX | 1813660000 | F.113 |
| SU 10.16HP/03/180G 3.5AG BK BX | 1813420000 | F.112 |
| SU 10.16HP/03/180SF 3.5AG BK BX | 1850890000 | F.113 |
| SU 10.16HP/03/270F 3.5AG BK BX | 1813740000 | F.115 |
| SU 10.16HP/03/270G 3.5AG BK BX | 1813500000 | F.114 |
| SU 10.16HP/03/270SF 3.5AG BK BX | 1851130000 | F.115 |
| SU 10.16HP/03/90F 3.5AG BK BX | 1813580000 | F.111 |
| SU 10.16HP/03/90G 3.5AG BK BX | 1813340000 | F.110 |
| SU 10.16HP/03/90SF 3.5AG BK BX | 1851050000 | F.111 |
| SU 10.16HP/04/180F 3.5AG BK BX | 1813670000 | F.113 |
| SU 10.16HP/04/180G 3.5AG BK BX | 1813430000 | F.112 |
| SU 10.16HP/04/180SF 3.5AG BK BX | 1850900000 | F.113 |
| SU 10.16HP/04/270F 3.5AG BK BX | 1813750000 | F.115 |
| SU 10.16HP/04/270G 3.5AG BK BX | 1813510000 | F.114 |
| SU 10.16HP/04/270SF 3.5AG BK BX | 1851140000 | F.115 |
| SU 10.16HP/04/90F 3.5AG BK BX | 1813590000 | F.111 |
| SU 10.16HP/04/90G 3.5AG BK BX | 1813350000 | F.110 |
| SU 10.16HP/04/90SF 3.5AG BK BX | 1851060000 | F.111 |
| SU 10.16HP/05/180F 3.5AG BK BX | 1813680000 | F.113 |
| SU 10.16HP/05/180G 3.5AG BK BX | 1813440000 | F.112 |
| SU 10.16HP/05/180SF 3.5AG BK BX | 1850910000 | F.113 |
| SU 10.16HP/05/270F 3.5AG BK BX | 1813760000 | F.115 |
| SU 10.16HP/05/270G 3.5AG BK BX | 1813520000 | F.114 |
| SU 10.16HP/05/270SF 3.5AG BK BX | 1851150000 | F.115 |
| SU 10.16HP/05/90F 3.5AG BK BX | 1813600000 | F.111 |
| SU 10.16HP/05/90G 3.5AG BK BX | 1813360000 | F.110 |
| SU 10.16HP/05/90SF 3.5AG BK BX | 1851070000 | F.111 |
| SU 10.16HP/06/180F 3.5AG BK BX | 1813690000 | F.113 |
| SU 10.16HP/06/180G 3.5AG BK BX | 1813450000 | F.112 |
| SU 10.16HP/06/180SF 3.5AG BK BX | 1850920000 | F.113 |
| SU 10.16HP/06/270F 3.5AG BK BX | 1813770000 | F.115 |
| SU 10.16HP/06/270G 3.5AG BK BX | 1813530000 | F.114 |
| SU 10.16HP/06/270SF 3.5AG BK BX | 1851160000 | F.115 |
| SU 10.16HP/06/90F 3.5AG BK BX | 1813610000 | F.111 |
| SU 10.16HP/06/90G 3.5AG BK BX | 1813370000 | F.110 |
| SU 10.16HP/06/90SF 3.5AG BK BX | 1851080000 | F.111 |
| SU 10.16HP/07/180F 3.5AG BK BX | 1813700000 | F.113 |
| SU 10.16HP/07/180G 3.5AG BK BX | 1813460000 | F.112 |
| SU 10.16HP/07/180SF 3.5AG BK BX | 1850930000 | F.113 |
| SU 10.16HP/07/270F 3.5AG BK BX | 1813780000 | F.115 |
| SU 10.16HP/07/270G 3.5AG BK BX | 1813540000 | F.114 |
| SU 10.16HP/07/270SF 3.5AG BK BX | 1851170000 | F.115 |
| SU 10.16HP/07/90F 3.5AG BK BX | 1813620000 | F.111 |
| SU 10.16HP/07/90G 3.5AG BK BX | 1813380000 | F.110 |
| SU 10.16HP/07/90SF 3.5AG BK BX | 1851090000 | F.111 |
| SU 10.16HP/08/180F 3.5AG BK BX | 1813710000 | F.113 |
| SU 10.16HP/08/180G 3.5AG BK BX | 1813470000 | F.112 |
| SU 10.16HP/08/180SF 3.5AG BK BX | 1850940000 | F.113 |
| SU 10.16HP/08/270F 3.5AG BK BX | 1813790000 | F.115 |
| SU 10.16HP/08/270G 3.5AG BK BX | 1813550000 | F.114 |
| SU 10.16HP/08/270SF 3.5AG BK BX | 1851180000 | F.115 |
| SU 10.16HP/08/90F 3.5AG BK BX | 1813630000 | F.111 |
| SU 10.16HP/08/90G 3.5AG BK BX | 1813390000 | F.110 |
| SU 10.16HP/08/90SF 3.5AG BK BX | 1851100000 | F.111 |
| SU 10.16HP/09/180F 3.5AG BK BX | 1813720000 | F.113 |
| SU 10.16HP/09/180G 3.5AG BK BX | 1813480000 | F.112 |
| SU 10.16HP/09/180SF 3.5AG BK BX | 1850950000 | F.113 |
| SU 10.16HP/09/270F 3.5AG BK BX | 1813800000 | F.115 |
| SU 10.16HP/09/270G 3.5AG BK BX | 1813560000 | F.114 |
| SU 10.16HP/09/270SF 3.5AG BK BX | 1851190000 | F.115 |
| SU 10.16HP/09/90F 3.5AG BK BX | 1813640000 | F.111 |
| SU 10.16HP/09/90G 3.5AG BK BX | 1813400000 | F.110 |
| SU 10.16HP/09/90SF 3.5AG BK BX | 1851110000 | F.111 |
| SU 10.16IT/02/270MF 3.5 AG BK BX | 1157310000 | F.20 |
| SU 10.16IT/02/90MF 3.5 AG BK BX | 1156650000 | F.18 |
| SU 10.16IT/03/270MF2 3.5 AG BK BX | 1157320000 | F.20 |
| SU 10.16IT/03/270MF3 3.5 AG BK BX | 1157330000 | F.21 |
| SU 10.16IT/03/90MF2 3.5 AG BK BX | 1156670000 | F.18 |
| SU 10.16IT/03/90MF3 3.5 AG BK BX | 1156680000 | F.19 |
| SU 10.16IT/04/270MF2 3.5 AG BK BX | 1157340000 | F.20 |
| SU 10.16IT/04/270MF4 3.5 AG BK BX | 1157350000 | F.21 |
| SU 10.16IT/04/90MF2 3.5 AG BK BX | 1156690000 | F.18 |
| SU 10.16IT/04/90MF4 3.5 AG BK BX | 1156700000 | F.19 |
| SUZ 10.16HP/02/180G AG BK BX | 1947480000 | F.116 |
| SUZ 10.16HP/03/180G AG BK BX | 1947490000 | F.116 |
| SUZ 10.16HP/04/180G AG BK BX | 1947500000 | F.116 |
| SUZ 10.16HP/05/180G AG BK BX | 1947510000 | F.116 |
| SUZ 10.16HP/06/180G AG BK BX | 1966920000 | F.116 |
| SUZ 10.16HP/07/180G AG BK BX | 1966930000 | F.116 |
| SUZ 10.16HP/08/180G AG BK BX | 1962400000 | F.116 |
| SUZ 10.16HP/09/180G AG BK BX | 1966910000 | F.116 |
| SV 7.62HP/02/180F 3.5SN BK BX | 1930710000 | F.53 |
| SV 7.62HP/02/180G 3.5SN BK BX | 1930600000 | F.52 |
| SV 7.62HP/02/180MF 3.5SN BK BX | 1048350000 | F.54 |
| SV 7.62HP/02/180SF 3.5SN BK BX | 1930820000 | F.53 |
| SV 7.62HP/02/270F 3.5SN BK BX | 1931370000 | F.57 |



«ЭЛЕКТРО-ПРОФИ» - http://www.ep.ru

| Type | Order No. | Page |
|---|---|---|
| SV 7.62HP/02/270G 3.5SN BK BX | 1931260000 | F.56 |
| SV 7.62HP/02/270G SC/04R SN BK BX | 1090770000 | F.100 |
| SV 7.62HP/02/270G SC/06R SN BK BX | 1090850000 | F.100 |
| SV 7.62HP/02/270G SC/08R SN BK BX | 1156920000 | F.100 |
| SV 7.62HP/02/270MF 3.5SN BK BX | 1048370000 | F.58 |
| SV 7.62HP/02/270MF SC/04R SN BK BX | 1089260000 | F.101 |
| SV 7.62HP/02/270MF SC/06R SN BK BX | 1089280000 | F.101 |
| SV 7.62HP/02/270MF SC/08R SN BK BX | 1156120000 | F.101 |
| SV 7.62HP/02/270MSF SC/04R SN BK BX | 1089340000 | F.101 |
| SV 7.62HP/02/270MSF SC/06R SN BK BX | 1089380000 | F.101 |
| SV 7.62HP/02/270MSF SC/08R SN BK BX | 1156130000 | F.101 |
| SV 7.62HP/02/270SF 3.5SN BK BX | 1931480000 | F.57 |
| SV 7.62HP/02/90F 3.5SN BK BX | 1930380000 | F.51 |
| SV 7.62HP/02/90G 3.5SN BK BX | 1930270000 | F.50 |
| SV 7.62HP/02/90G SC/04R SN BK BX | 1089840000 | F.98 |
| SV 7.62HP/02/90G SC/06R SN BK BX | 1089920000 | F.98 |
| SV 7.62HP/02/90G SC/08R SN BK BX | 1157040000 | F.98 |
| SV 7.62HP/02/90MF 3.5SN BK BX | 1048390000 | F.51 |
| SV 7.62HP/02/90MF SC/04R SN BK BX | 1089370000 | F.99 |
| SV 7.62HP/02/90MF SC/06R SN BK BX | 1089410000 | F.99 |
| SV 7.62HP/02/90MF SC/08R SN BK BX | 1156820000 | F.99 |
| SV 7.62HP/02/90MSF SC/04R SN BK BX | 1089510000 | F.99 |
| SV 7.62HP/02/90MSF SC/06R SN BK BX | 1089570000 | F.99 |
| SV 7.62HP/02/90MSF SC/08R SN BK BX | 1156830000 | F.99 |
| SV 7.62HP/02/90SF 3.5SN BK BX | 1930490000 | F.51 |
| SV 7.62HP/03/180F 3.5SN BK BX | 1930720000 | F.53 |
| SV 7.62HP/03/180G 3.5SN BK BX | 1930610000 | F.52 |
| SV 7.62HP/03/180MF2 3.5SN BK BX | 1048410000 | F.54 |
| SV 7.62HP/03/180MF3 3.5SN BK BX | 1048420000 | F.55 |
| SV 7.62HP/03/180SF 3.5SN BK BX | 1930830000 | F.53 |
| SV 7.62HP/03/270F 3.5SN BK BX | 1931380000 | F.57 |
| SV 7.62HP/03/270G 3.5SN BK BX | 1931270000 | F.56 |
| SV 7.62HP/03/270G SC/04R SN BK BX | 1090950000 | F.100 |
| SV 7.62HP/03/270G SC/06R SN BK BX | 1091010000 | F.100 |
| SV 7.62HP/03/270G SC/08R SN BK BX | 1156940000 | F.100 |
| SV 7.62HP/03/270MF2 3.5SN BK BX | 1048450000 | F.58 |
| SV 7.62HP/03/270MF2 SC/04R SN BK BX | 1156140000 | F.101 |
| SV 7.62HP/03/270MF2 SC/06R SN BK BX | 1156150000 | F.101 |
| SV 7.62HP/03/270MF2 SC/08R SN BK BX | 1156170000 | F.101 |
| SV 7.62HP/03/270MF3 3.5SN BK BX | 1048460000 | F.59 |
| SV 7.62HP/03/270MF3 SC/04R SN BK BX | 1089440000 | F.101 |
| SV 7.62HP/03/270MF3 SC/06R SN BK BX | 1089490000 | F.101 |
| SV 7.62HP/03/270MF3 SC/08R SN BK BX | 1156180000 | F.101 |
| SV 7.62HP/03/270MSF2 SC/04R SN BK BX | 1156190000 | F.101 |
| SV 7.62HP/03/270MSF2 SC/06R SN BK BX | 1156200000 | F.101 |
| SV 7.62HP/03/270MSF2 SC/08R SN BK BX | 1156210000 | F.101 |
| SV 7.62HP/03/270MSF3 SC/04R SN BK BX | 1089610000 | F.101 |
| SV 7.62HP/03/270MSF3 SC/06R SN BK BX | 1089670000 | F.101 |
| SV 7.62HP/03/270MSF3 SC/08R SN BK BX | 1156220000 | F.101 |
| SV 7.62HP/03/270SF 3.5SN BK BX | 1931490000 | F.57 |
| SV 7.62HP/03/90F 3.5SN BK BX | 1930390000 | F.51 |
| SV 7.62HP/03/90G 3.5SN BK BX | 1930280000 | F.50 |
| SV 7.62HP/03/90G SC/04R SN BK BX | 1090040000 | F.98 |
| SV 7.62HP/03/90G SC/06R SN BK BX | 1090120000 | F.98 |
| SV 7.62HP/03/90G SC/08R SN BK BX | 1157050000 | F.98 |
| SV 7.62HP/03/90MF2 3.5SN BK BX | 1048490000 | F.51 |
| SV 7.62HP/03/90MF2 SC/04R SN BK BX | 1156230000 | F.99 |
| SV 7.62HP/03/90MF2 SC/06R SN BK BX | 1156240000 | F.99 |
| SV 7.62HP/03/90MF2 SC/08R SN BK BX | 1156840000 | F.99 |
| SV 7.62HP/03/90MF3 3.5SN BK BX | 1048500000 | F.51 |
| SV 7.62HP/03/90MF3 SC/04R SN BK BX | 1089660000 | F.99 |
| SV 7.62HP/03/90MF3 SC/06R SN BK BX | 1089730000 | F.99 |
| SV 7.62HP/03/90MF3 SC/08R SN BK BX | 1156850000 | F.99 |
| SV 7.62HP/03/90MSF2 SC/04R SN BK BX | 1156250000 | F.99 |
| SV 7.62HP/03/90MSF2 SC/06R SN BK BX | 1156270000 | F.99 |
| SV 7.62HP/03/90MSF2 SC/08R SN BK BX | 1156870000 | F.99 |
| SV 7.62HP/03/90MSF3 SC/04R SN BK BX | 1089890000 | F.99 |
| SV 7.62HP/03/90MSF3 SC/06R SN BK BX | 1089970000 | F.99 |
| SV 7.62HP/03/90MSF3 SC/08R SN BK BX | 1156880000 | F.99 |
| SV 7.62HP/03/90SF 3.5SN BK BX | 1930500000 | F.51 |
| SV 7.62HP/04/180F 3.5SN BK BX | 1930730000 | F.53 |
| SV 7.62HP/04/180G 3.5SN BK BX | 1930620000 | F.52 |
| SV 7.62HP/04/180MF 3.5SN BK BX | 1048530000 | F.55 |
| SV 7.62HP/04/180SF 3.5SN BK BX | 1930840000 | F.53 |
| SV 7.62HP/04/270F 3.5SN BK BX | 1931390000 | F.57 |
| SV 7.62HP/04/270G 3.5SN BK BX | 1931280000 | F.56 |
| SV 7.62HP/04/270G SC/04R SN BK BX | 1091120000 | F.100 |
| SV 7.62HP/04/270G SC/06R SN BK BX | 1091160000 | F.100 |
| SV 7.62HP/04/270G SC/08R SN BK BX | 1156970000 | F.100 |
| SV 7.62HP/04/270MF 3.5SN BK BX | 1048550000 | F.59 |
| SV 7.62HP/04/270MF4 SC/04R SN BK BX | 1089820000 | F.101 |
| SV 7.62HP/04/270MF4 SC/06R SN BK BX | 1089910000 | F.101 |
| SV 7.62HP/04/270MF4 SC/08R SN BK BX | 1156280000 | F.101 |
| SV 7.62HP/04/270MSF4 SC/04R SN BK BX | 1090060000 | F.101 |
| SV 7.62HP/04/270MSF4 SC/06R SN BK BX | 1090140000 | F.101 |
| SV 7.62HP/04/270MSF4 SC/08R SN BK BX | 1156290000 | F.101 |
| SV 7.62HP/04/270SF 3.5SN BK BX | 1931500000 | F.57 |
| SV 7.62HP/04/90 3.5SN BK BX | 1930290000 | F.50 |
| SV 7.62HP/04/90F 3.5SN BK BX | 1930400000 | F.51 |
| SV 7.62HP/04/90G SC/04R SN BK BX | 1090280000 | F.98 |
| SV 7.62HP/04/90G SC/06R SN BK BX | 1090360000 | F.98 |
| SV 7.62HP/04/90G SC/08R SN BK BX | 1157380000 | F.98 |
| SV 7.62HP/04/90MF 3.5SN BK BX | 1048570000 | F.51 |
| SV 7.62HP/04/90MF4 SC/04R SN BK BX | 1090130000 | F.99 |
| SV 7.62HP/04/90MF4 SC/06R SN BK BX | 1090210000 | F.99 |
| SV 7.62HP/04/90MF4 SC/08R SN BK BX | 1156890000 | F.99 |
| SV 7.62HP/04/90MSF4 SC/04R SN BK BX | 1090370000 | F.99 |
| SV 7.62HP/04/90MSF4 SC/06R SN BK BX | 1090450000 | F.99 |
| SV 7.62HP/04/90MSF4 SC/08R SN BK BX | 1156900000 | F.99 |
| SV 7.62HP/04/90SF 3.5SN BK BX | 1930510000 | F.51 |

| Type | Order No. | Page |
|---|---|---|
| SV 7.62HP/05/180F 3.5SN BK BX | 1930740000 | F.53 |
| SV 7.62HP/05/180G 3.5SN BK BX | 1930630000 | F.52 |
| SV 7.62HP/05/180MF3 3.5SN BK BX | 1048590000 | F.55 |
| SV 7.62HP/05/180MF4 3.5SN BK BX | 1048600000 | F.55 |
| SV 7.62HP/05/180SF 3.5SN BK BX | 1930850000 | F.53 |
| SV 7.62HP/05/270F 3.5SN BK BX | 1931400000 | F.57 |
| SV 7.62HP/05/270G 3.5SN BK BX | 1931290000 | F.56 |
| SV 7.62HP/05/270G SC/04R SN BK BX | 1091240000 | F.100 |
| SV 7.62HP/05/270G SC/06R SN BK BX | 1091260000 | F.100 |
| SV 7.62HP/05/270G SC/08R SN BK BX | 1156990000 | F.100 |
| SV 7.62HP/05/270MF3 3.5SN BK BX | 1048640000 | F.59 |
| SV 7.62HP/05/270MF3 SC/04R SN BK BX | 1156300000 | F.101 |
| SV 7.62HP/05/270MF3 SC/06R SN BK BX | 1156310000 | F.101 |
| SV 7.62HP/05/270MF3 SC/08R SN BK BX | 1156320000 | F.101 |
| SV 7.62HP/05/270MF4 3.5SN BK BX | 1048650000 | F.59 |
| SV 7.62HP/05/270MF4 SC/04R SN BK BX | 1090300000 | F.101 |
| SV 7.62HP/05/270MF4 SC/06R SN BK BX | 1090380000 | F.101 |
| SV 7.62HP/05/270MF4 SC/08R SN BK BX | 1156340000 | F.101 |
| SV 7.62HP/05/270MSF3 SC/04R SN BK BX | 1156370000 | F.101 |
| SV 7.62HP/05/270MSF3 SC/06R SN BK BX | 1156390000 | F.101 |
| SV 7.62HP/05/270MSF3 SC/08R SN BK BX | 1156410000 | F.101 |
| SV 7.62HP/05/270MSF4 SC/04R SN BK BX | 1090540000 | F.101 |
| SV 7.62HP/05/270MSF4 SC/06R SN BK BX | 1090610000 | F.101 |
| SV 7.62HP/05/270MSF4 SC/08R SN BK BX | 1156430000 | F.101 |
| SV 7.62HP/05/270SF 3.5SN BK BX | 1931510000 | F.57 |
| SV 7.62HP/05/90F 3.5SN BK BX | 1930410000 | F.51 |
| SV 7.62HP/05/90G 3.5SN BK BX | 1930300000 | F.50 |
| SV 7.62HP/05/90G SC/04R SN BK BX | 1090520000 | F.98 |
| SV 7.62HP/05/90G SC/06R SN BK BX | 1090590000 | F.98 |
| SV 7.62HP/05/90G SC/08R SN BK BX | 1157080000 | F.98 |
| SV 7.62HP/05/90MF3 3.5SN BK BX | 1048680000 | F.51 |
| SV 7.62HP/05/90MF3 SC/04R SN BK BX | 1156910000 | F.99 |
| SV 7.62HP/05/90MF3 SC/06R SN BK BX | 1156930000 | F.99 |
| SV 7.62HP/05/90MF3 SC/08R SN BK BX | 1156950000 | F.99 |
| SV 7.62HP/05/90MF4 3.5SN BK BX | 1048690000 | F.51 |
| SV 7.62HP/05/90MF4 SC/04R SN BK BX | 1090600000 | F.99 |
| SV 7.62HP/05/90MF4 SC/06R SN BK BX | 1090670000 | F.99 |
| SV 7.62HP/05/90MF4 SC/08R SN BK BX | 1156980000 | F.99 |
| SV 7.62HP/05/90MSF3 SC/04R SN BK BX | 1157000000 | F.99 |
| SV 7.62HP/05/90MSF3 SC/06R SN BK BX | 1157010000 | F.99 |
| SV 7.62HP/05/90MSF3 SC/08R SN BK BX | 1157020000 | F.99 |
| SV 7.62HP/05/90MSF4 SC/04R SN BK BX | 1090830000 | F.99 |
| SV 7.62HP/05/90MSF4 SC/06R SN BK BX | 1090900000 | F.99 |
| SV 7.62HP/05/90MSF4 SC/08R SN BK BX | 1157030000 | F.99 |
| SV 7.62HP/05/90SF 3.5SN BK BX | 1930520000 | F.51 |
| SV 7.62HP/06/180F 3.5SN BK BX | 1930750000 | F.53 |
| SV 7.62HP/06/180G 3.5SN BK BX | 1930640000 | F.52 |
| SV 7.62HP/06/180MF 3.5SN BK BX | 1048720000 | F.55 |
| SV 7.62HP/06/180SF 3.5SN BK BX | 1930860000 | F.53 |
| SV 7.62HP/06/270F 3.5SN BK BX | 1931410000 | F.57 |
| SV 7.62HP/06/270G 3.5SN BK BX | 1931300000 | F.56 |
| SV 7.62HP/06/270MF 3.5SN BK BX | 1048740000 | F.59 |
| SV 7.62HP/06/270SF 3.5SN BK BX | 1931520000 | F.57 |
| SV 7.62HP/06/90F 3.5SN BK BX | 1930420000 | F.51 |
| SV 7.62HP/06/90G 3.5SN BK BX | 1930310000 | F.50 |
| SV 7.62HP/06/90MF 3.5SN BK BX | 1048760000 | F.51 |
| SV 7.62HP/06/90SF 3.5SN BK BX | 1930530000 | F.51 |
| SV 7.62HP/07/180F 3.5SN BK BX | 1930760000 | F.53 |
| SV 7.62HP/07/180G 3.5SN BK BX | 1930650000 | F.52 |
| SV 7.62HP/07/180SF 3.5SN BK BX | 1930870000 | F.53 |
| SV 7.62HP/07/270F 3.5SN BK BX | 1931420000 | F.57 |
| SV 7.62HP/07/270G 3.5SN BK BX | 1931310000 | F.56 |
| SV 7.62HP/07/270SF 3.5SN BK BX | 1931530000 | F.57 |
| SV 7.62HP/07/90F 3.5SN BK BX | 1930430000 | F.51 |
| SV 7.62HP/07/90G 3.5SN BK BX | 1930320000 | F.50 |
| SV 7.62HP/07/90SF 3.5SN BK BX | 1930540000 | F.51 |
| SV 7.62IT/02/270MF 3.5 SN BK BX | 1156490000 | F.14 |
| SV 7.62IT/02/90MF 3.5 SN BK BX | 1156540000 | F.12 |
| SV 7.62IT/03/270MF2 3.5 SN BK BX | 1156500000 | F.14 |
| SV 7.62IT/03/270MF3 3.5 SN BK BX | 1156510000 | F.15 |
| SV 7.62IT/03/90MF2 3.5 SN BK BX | 1156550000 | F.12 |
| SV 7.62IT/03/90MF3 3.5 SN BK BX | 1156570000 | F.13 |
| SV 7.62IT/04/270MF2 3.5 SN BK BX | 1156520000 | F.14 |
| SV 7.62IT/04/270MF4 3.5 SN BK BX | 1156530000 | F.15 |
| SV 7.62IT/04/90MF2 3.5 SN BK BX | 1156580000 | F.12 |
| SV 7.62IT/04/90MF4 3.5 SN BK BX | 1156590000 | F.13 |
| SVF 7.62HP/02/180F SN BK BX | 1060900000 | F.73 |
| SVF 7.62HP/02/180FI SN BK BX | 1124750000 | F.74 |
| SVF 7.62HP/02/180G SN BK BX | 1060830000 | F.72 |
| SVF 7.62HP/02/180MF SN BK BX | 1061020000 | F.76 |
| SVF 7.62HP/02/180MSF SN BK BX | 1061110000 | F.78 |
| SVF 7.62HP/02/180SF SN BK BX | 1060950000 | F.73 |
| SVF 7.62HP/02/180SFI SN BK BX | 1124810000 | F.75 |
| SVF 7.62HP/03/180F SN BK BX | 1060910000 | F.73 |
| SVF 7.62HP/03/180FI SN BK BX | 1124760000 | F.74 |
| SVF 7.62HP/03/180G SN BK BX | 1060840000 | F.72 |
| SVF 7.62HP/03/180MF2 SN BK BX | 1061030000 | F.76 |
| SVF 7.62HP/03/180MF3 SN BK BX | 1061040000 | F.77 |
| SVF 7.62HP/03/180MSF2 SN BK BX | 1061120000 | F.78 |
| SVF 7.62HP/03/180MSF3 SN BK BX | 1061130000 | F.79 |
| SVF 7.62HP/03/180SF SN BK BX | 1060970000 | F.73 |
| SVF 7.62HP/03/180SFI SN BK BX | 1124820000 | F.75 |
| SVF 7.62HP/04/180F SN BK BX | 1060920000 | F.73 |
| SVF 7.62HP/04/180FI SN BK BX | 1124770000 | F.74 |
| SVF 7.62HP/04/180G SN BK BX | 1060850000 | F.72 |
| SVF 7.62HP/04/180MF SN BK BX | 1061050000 | F.77 |
| SVF 7.62HP/04/180MSF SN BK BX | 1061140000 | F.79 |
| SVF 7.62HP/04/180SF SN BK BX | 1060980000 | F.73 |
| SVF 7.62HP/04/180SFI SN BK BX | 1124830000 | F.75 |
| SVF 7.62HP/05/180F SN BK BX | 1060930000 | F.73 |

| Type | Order No. | Page |
|---|---|---|
| SVF 7.62HP/05/180FI SN BK BX | 1124780000 | F.74 |
| SVF 7.62HP/05/180G SN BK BX | 1060870000 | F.72 |
| SVF 7.62HP/05/180MF3 SN BK BX | 1061070000 | F.77 |
| SVF 7.62HP/05/180MF4 SN BK BX | 1061080000 | F.77 |
| SVF 7.62HP/05/180MSF3 SN BK BX | 1061150000 | F.79 |
| SVF 7.62HP/05/180MSF4 SN BK BX | 1061170000 | F.79 |
| SVF 7.62HP/05/180SF SN BK BX | 1061000000 | F.73 |
| SVF 7.62HP/05/180SFI SN BK BX | 1124840000 | F.75 |
| SVF 7.62HP/06/180G SN BK BX | 1060880000 | F.72 |
| SVZ 7.62HP/02/180F SN BK BX | 1931740000 | F.61 |
| SVZ 7.62HP/02/180FC SN BK BX | 1950880000 | F.62 |
| SVZ 7.62HP/02/180FI SN BK BX | 1932070000 | F.64 |
| SVZ 7.62HP/02/180G SN BK BX | 1931620000 | F.60 |
| SVZ 7.62HP/02/180SF SN BK BX | 1931960000 | F.61 |
| SVZ 7.62HP/02/180SFC SN BK BX | 1950990000 | F.63 |
| SVZ 7.62HP/02/180SFI SN BK BX | 1932180000 | F.65 |
| SVZ 7.62HP/03/180F SN BK BX | 1931760000 | F.61 |
| SVZ 7.62HP/03/180FC SN BK BX | 1950890000 | F.62 |
| SVZ 7.62HP/03/180FI SN BK BX | 1932080000 | F.64 |
| SVZ 7.62HP/03/180G SN BK BX | 1931630000 | F.60 |
| SVZ 7.62HP/03/180SF SN BK BX | 1931970000 | F.61 |
| SVZ 7.62HP/03/180SFC SN BK BX | 1951000000 | F.63 |
| SVZ 7.62HP/03/180SFI SN BK BX | 1932190000 | F.65 |
| SVZ 7.62HP/03/180SH150 SN BK BX | 1932290000 | F.66 |
| SVZ 7.62HP/03/180SH150C SN BK BX | 1951110000 | F.68 |
| SVZ 7.62HP/03/180SH150I SN BK BX | 1932330000 | F.70 |
| SVZ 7.62HP/03/180SH180 SN BK BX | 1932460000 | F.67 |
| SVZ 7.62HP/03/180SH180C SN BK BX | 1951150000 | F.69 |
| SVZ 7.62HP/03/180SH180I SN BK BX | 1932500000 | F.71 |
| SVZ 7.62HP/03/180SH210 SN BK BX | 1932540000 | F.67 |
| SVZ 7.62HP/03/180SH210C SN BK BX | 1951190000 | F.69 |
| SVZ 7.62HP/03/180SH210I SN BK BX | 1932580000 | F.71 |
| SVZ 7.62HP/04/180F SN BK BX | 1931820000 | F.61 |
| SVZ 7.62HP/04/180FC SN BK BX | 1950900000 | F.62 |
| SVZ 7.62HP/04/180FI SN BK BX | 1932090000 | F.64 |
| SVZ 7.62HP/04/180G SN BK BX | 1931640000 | F.60 |
| SVZ 7.62HP/04/180SF SN BK BX | 1931980000 | F.61 |
| SVZ 7.62HP/04/180SFC SN BK BX | 1951010000 | F.63 |
| SVZ 7.62HP/04/180SFI SN BK BX | 1932200000 | F.65 |
| SVZ 7.62HP/04/180SH150 SN BK BX | 1932300000 | F.66 |
| SVZ 7.62HP/04/180SH150C SN BK BX | 1951120000 | F.68 |
| SVZ 7.62HP/04/180SH150I SN BK BX | 1932340000 | F.70 |
| SVZ 7.62HP/04/180SH180 SN BK BX | 1932470000 | F.67 |
| SVZ 7.62HP/04/180SH180C SN BK BX | 1951160000 | F.69 |
| SVZ 7.62HP/04/180SH180I SN BK BX | 1932510000 | F.71 |
| SVZ 7.62HP/04/180SH210 SN BK BX | 1932550000 | F.67 |
| SVZ 7.62HP/04/180SH210C SN BK BX | 1951200000 | F.69 |
| SVZ 7.62HP/04/180SH210I SN BK BX | 1932590000 | F.71 |
| SVZ 7.62HP/05/180F SN BK BX | 1931840000 | F.61 |
| SVZ 7.62HP/05/180FC SN BK BX | 1950910000 | F.62 |
| SVZ 7.62HP/05/180FI SN BK BX | 1932100000 | F.64 |
| SVZ 7.62HP/05/180G SN BK BX | 1931660000 | F.60 |
| SVZ 7.62HP/05/180SF SN BK BX | 1931990000 | F.61 |
| SVZ 7.62HP/05/180SFC SN BK BX | 1951020000 | F.63 |
| SVZ 7.62HP/05/180SFI SN BK BX | 1932210000 | F.65 |
| SVZ 7.62HP/05/180SH150 SN BK BX | 1932310000 | F.66 |
| SVZ 7.62HP/05/180SH150C SN BK BX | 1951130000 | F.68 |
| SVZ 7.62HP/05/180SH150I SN BK BX | 1932350000 | F.70 |
| SVZ 7.62HP/05/180SH180 SN BK BX | 1932480000 | F.67 |
| SVZ 7.62HP/05/180SH180C SN BK BX | 1951170000 | F.69 |
| SVZ 7.62HP/05/180SH180I SN BK BX | 1932520000 | F.71 |
| SVZ 7.62HP/05/180SH210 SN BK BX | 1932560000 | F.67 |
| SVZ 7.62HP/05/180SH210C SN BK BX | 1951210000 | F.69 |
| SVZ 7.62HP/05/180SH210I SN BK BX | 1932600000 | F.71 |
| SVZ 7.62HP/06/180F SN BK BX | 1931850000 | F.61 |
| SVZ 7.62HP/06/180FC SN BK BX | 1950920000 | F.62 |
| SVZ 7.62HP/06/180FI SN BK BX | 1932110000 | F.64 |
| SVZ 7.62HP/06/180G SN BK BX | 1931670000 | F.60 |
| SVZ 7.62HP/06/180SF SN BK BX | 1932000000 | F.61 |
| SVZ 7.62HP/06/180SFC SN BK BX | 1951030000 | F.63 |
| SVZ 7.62HP/06/180SFI SN BK BX | 1932220000 | F.65 |
| SVZ 7.62HP/06/180SH150 SN BK BX | 1932320000 | F.66 |
| SVZ 7.62HP/06/180SH150C SN BK BX | 1951140000 | F.68 |
| SVZ 7.62HP/06/180SH150I SN BK BX | 1932360000 | F.70 |
| SVZ 7.62HP/06/180SH180 SN BK BX | 1932490000 | F.67 |
| SVZ 7.62HP/06/180SH180C SN BK BX | 1951180000 | F.69 |
| SVZ 7.62HP/06/180SH180I SN BK BX | 1932530000 | F.71 |
| SVZ 7.62HP/06/180SH210 SN BK BX | 1932570000 | F.67 |
| SVZ 7.62HP/06/180SH210C SN BK BX | 1951220000 | F.69 |
| SVZ 7.62HP/06/180SH210I SN BK BX | 1932610000 | F.71 |
| SVZ 7.62HP/07/180F SN BK BX | 1931860000 | F.61 |
| SVZ 7.62HP/07/180FC SN BK BX | 1950930000 | F.62 |
| SVZ 7.62HP/07/180FI SN BK BX | 1932120000 | F.64 |
| SVZ 7.62HP/07/180G SN BK BX | 1931680000 | F.60 |
| SVZ 7.62HP/07/180SF SN BK BX | 1932010000 | F.61 |
| SVZ 7.62HP/07/180SFC SN BK BX | 1951050000 | F.63 |
| SVZ 7.62HP/07/180SFI SN BK BX | 1932230000 | F.65 |

# T

| | | |
|---|---|---|
| TOP UNIT L 12.5 | 8426550000 | I.38 |
| TOP UNIT L 12.5 | 8426550000 | I.40 |
| TOP UNIT L 17.5 | 8426580000 | I.39 |
| TOP UNIT L 22.5 | 8426490000 | I.41 |
| TOP1.5GS BB OR | 1539860000 | D.7 |
| TOP1.5GS10/180 5 2ST OR | 0570560000 | B.45 |
| TOP1.5GS10/180 7 2ST OR | 0571160000 | B.47 |
| TOP1.5GS10/90 5 2STI OR | 0642260000 | B.44 |
| TOP1.5GS10/90 7 2STI OR | 0642560000 | B.46 |
| TOP1.5GS11/180 5 2ST OR | 1474760000 | B.45 |





«ЭЛЕКТРО-ПРОФИ» - http://www.ep.ru

| Type | Order No. | Page |
|---|---|---|
| TOP1.5GS11/180 7 2ST OR | 1597090000 | B.47 |
| TOP1.5GS11/90 5 2STI OR | 0594260000 | B.44 |
| TOP1.5GS11/90 7 2STI OR | 0394060000 | B.46 |
| TOP1.5GS12/180 5 2STI OR | 0597960000 | B.45 |
| TOP1.5GS12/180 7 2ST OR | 0392160000 | B.47 |
| TOP1.5GS12/90 5 2STI OR | 0594360000 | B.44 |
| TOP1.5GS12/90 7 2STI OR | 0394160000 | B.46 |
| TOP1.5GS13/180 5 2ST OR | 1724740000 | B.45 |
| TOP1.5GS13/90 5 2STI OR | 0594460000 | B.44 |
| TOP1.5GS14/180 5 2STI OR | 0598160000 | B.45 |
| TOP1.5GS14/90 5 2STI OR | 0594560000 | B.44 |
| TOP1.5GS15/180 5 2ST OR | 1782490000 | B.45 |
| TOP1.5GS15/90 5 2STI OR | 0594660000 | B.44 |
| TOP1.5GS16/180 5 2ST OR | 0570760000 | B.45 |
| TOP1.5GS16/90 5 2STI OR | 0642360000 | B.44 |
| TOP1.5GS17/180 5 2ST OR | 0598360000 | B.45 |
| TOP1.5GS17/90 5 2STI OR | 0594760000 | B.44 |
| TOP1.5GS18/180 5 2STI OR | 0598460000 | B.45 |
| TOP1.5GS18/90 5 2STI OR | 1707040000 | B.44 |
| TOP1.5GS19/180 5 2ST OR | 0598560000 | B.45 |
| TOP1.5GS19/90 5 2STI OR | 0594960000 | B.44 |
| TOP1.5GS2/180 5 2STI OR | 0569960000 | B.45 |
| TOP1.5GS2/180 7 2STI OR | 0391360000 | B.47 |
| TOP1.5GS2/90 5 2STI OR | 0641960000 | B.44 |
| TOP1.5GS2/90 7 2STI OR | 0393360000 | B.46 |
| TOP1.5GS20/180 5 2ST OR | 0598660000 | B.45 |
| TOP1.5GS20/90 5 2STI OR | 0595060000 | B.44 |
| TOP1.5GS21/180 5 2ST OR | 0598760000 | B.45 |
| TOP1.5GS21/90 5 2STI OR | 0595160000 | B.44 |
| TOP1.5GS22/180 5 2ST OR | 0598860000 | B.45 |
| TOP1.5GS22/90 5 2STI OR | 0595260000 | B.44 |
| TOP1.5GS23/180 5 2ST OR | 0598960000 | B.45 |
| TOP1.5GS23/90 5 2STI OR | 0595360000 | B.44 |
| TOP1.5GS24/180 5 2ST OR | 0599060000 | B.45 |
| TOP1.5GS24/90 5 2STI OR | 0595460000 | B.44 |
| TOP1.5GS3/180 5 2STI OR | 0570160000 | B.45 |
| TOP1.5GS3/180 7 2STI OR | 0391460000 | B.47 |
| TOP1.5GS3/90 5 2STI OR | 0642060000 | B.44 |
| TOP1.5GS3/90 7 2STI OR | 0393460000 | B.46 |
| TOP1.5GS4/180 5 2STI OR | 0570360000 | B.45 |
| TOP1.5GS4/180 7 2STI OR | 0391560000 | B.47 |
| TOP1.5GS4/90 5 2STI OR | 0642160000 | B.44 |
| TOP1.5GS4/90 7 2STI OR | 0393560000 | B.46 |
| TOP1.5GS5/180 5 2STI OR | 0597360000 | B.45 |
| TOP1.5GS5/180 7 2STI OR | 1490460000 | B.47 |
| TOP1.5GS5/90 5 2STI OR | 1578820000 | B.44 |
| TOP1.5GS5/90 7 2STI OR | 0393660000 | B.46 |
| TOP1.5GS6/180 5 2STI OR | 0597460000 | B.45 |
| TOP1.5GS6/180 7 2STI OR | 1597060000 | B.47 |
| TOP1.5GS6/90 5 2STI OR | 0593860000 | B.44 |
| TOP1.5GS6/90 7 2STI OR | 1683990000 | B.46 |
| TOP1.5GS7/180 5 2STI OR | 1695700000 | B.45 |
| TOP1.5GS7/180 7 2STI OR | 1597070000 | B.47 |
| TOP1.5GS7/90 5 2STI OR | 0593960000 | B.44 |
| TOP1.5GS7/90 7 2STI OR | 1647310000 | B.46 |
| TOP1.5GS8/180 5 2STI OR | 0597660000 | B.45 |
| TOP1.5GS8/180 7 2STI OR | 0570960000 | B.47 |
| TOP1.5GS8/90 5 2STI OR | 0594060000 | B.44 |
| TOP1.5GS8/90 7 2STI OR | 0642460000 | B.46 |
| TOP1.5GS9/180 5 2STI OR | 1474660000 | B.45 |
| TOP1.5GS9/180 7 2STI OR | 1597080000 | B.47 |
| TOP1.5GS9/90 5 2STI OR | 0594160000 | B.44 |
| TOP1.5GS9/90 7 2STI OR | 0393960000 | B.46 |
| TOP4GS10/180 6.35 OR | 1786270000 | B.49 |
| TOP4GS10/180 7.62 OR | 1786570000 | B.51 |
| TOP4GS10/90 6.35 OR | 1786080000 | B.48 |
| TOP4GS10/90 7.62 OR | 1786440000 | B.50 |
| TOP4GS11/180 6.35 OR | 1786280000 | B.49 |
| TOP4GS11/180 7.62 OR | 1786580000 | B.51 |
| TOP4GS11/90 6.35 OR | 1786090000 | B.48 |
| TOP4GS11/90 7.62 OR | 1759860000 | B.50 |
| TOP4GS12/180 6.35 OR | 1786290000 | B.49 |
| TOP4GS12/180 7.62 OR | 1749170000 | B.51 |
| TOP4GS12/90 6.35 OR | 1786100000 | B.48 |
| TOP4GS12/90 7.62 OR | 1786450000 | B.50 |
| TOP4GS2/180 6.35 OR | 1786190000 | B.49 |
| TOP4GS2/180 7.62 OR | 0298360000 | B.51 |
| TOP4GS2/90 6.35 OR | 1401760000 | B.48 |
| TOP4GS2/90 7.62 OR | 0289660000 | B.50 |
| TOP4GS3/180 6.35 OR | 1786200000 | B.49 |
| TOP4GS3/180 7.62 OR | 0298460000 | B.51 |
| TOP4GS3/90 6.35 OR | 1650300000 | B.48 |
| TOP4GS3/90 7.62 OR | 0289760000 | B.50 |
| TOP4GS4/180 6.35 OR | 1786210000 | B.49 |
| TOP4GS4/180 7.62 OR | 0298560000 | B.51 |
| TOP4GS4/90 6.35 OR | 1786030000 | B.48 |
| TOP4GS4/90 7.62 OR | 0290160000 | B.50 |
| TOP4GS5/180 6.35 OR | 1786220000 | B.49 |
| TOP4GS5/180 7.62 OR | 1786540000 | B.51 |
| TOP4GS5/90 6.35 OR | 1786040000 | B.48 |
| TOP4GS5/90 7.62 OR | 1698740000 | B.50 |
| TOP4GS6/180 6.35 OR | 1786230000 | B.49 |
| TOP4GS6/180 7.62 OR | 1494560000 | B.51 |
| TOP4GS6/90 6.35 OR | 1786050000 | B.48 |
| TOP4GS6/90 7.62 OR | 1786410000 | B.50 |
| TOP4GS7/180 6.35 OR | 1786240000 | B.49 |
| TOP4GS7/180 7.62 OR | 1786550000 | B.51 |
| TOP4GS7/90 6.35 OR | 1786060000 | B.48 |
| TOP4GS7/90 7.62 OR | 1647300000 | B.50 |
| TOP4GS8/180 6.35 OR | 1786250000 | B.49 |
| TOP4GS8/180 7.62 OR | 1786560000 | B.51 |
| TOP4GS8/90 6.35 OR | 1667910000 | B.48 |
| TOP4GS8/90 7.62 OR | 1786420000 | B.50 |
| TOP4GS9/180 6.35 OR | 1786260000 | B.49 |
| TOP4GS9/180 7.62 OR | 1571700000 | B.51 |
| TOP4GS9/90 6.35 OR | 1786070000 | B.48 |
| TOP4GS9/90 7.62 OR | 1786430000 | B.50 |

## V

| | | |
|---|---|---|
| VDS180 SV7.62 | 1853940000 | H.4 |
| VWGK 4 | 1936490000 | G.9 |
| VWGK 4 GN/YE | 1936480000 | G.9 |
| VWGK 4 SW | 1250650000 | G.9 |
| VWGK 6 | 1965740000 | G.10 |
| VWGK 6 GN/YE | 1965730000 | G.10 |
| VWGK 6 SW | 1250640000 | G.10 |

## W

| | | |
|---|---|---|
| WAVEBOX L 12.5 | 8426530000 | I.38 |
| WAVEBOX L 12.5 | 8426530000 | I.40 |
| WAVEBOX L 12.5 QV | 8426540000 | I.38 |
| WAVEBOX L 12.5 QV | 8426540000 | I.40 |
| WAVEBOX L 17.5 | 8426560000 | I.39 |
| WAVEBOX L 17.5 QV | 8426570000 | I.39 |
| WAVEBOX L 22.5 | 8426470000 | I.41 |
| WAVEBOX L 22.5 | 8426470000 | I.42 |
| WAVEBOX L 22.5 QV | 8426480000 | I.41 |
| WAVEBOX L 22.5 QV | 8426480000 | I.42 |
| WB L PCB SAMPLE | 4074640000 | I.41 |
| WB S PCB SAMPLE | 4074820000 | I.40 |
| WBL 22.5 TU GY | 1964640000 | I.42 |
| WBL 45 BU QV GY | 1964650000 | I.43 |
| WBL 45 TU GY | 1964660000 | I.43 |
| WGK 10 | 1936510000 | G.5 |
| WGK 10 GN/YE | 1936500000 | G.5 |
| WGK 10 SW | 1250880000 | G.5 |
| WGK 10/Z | 1936530000 | G.5 |
| WGK 10/Z gn/ye | 1936520000 | G.5 |
| WGK 10/Z SW | 1250890000 | G.5 |
| WGK 16 | 1936810000 | G.5 |
| WGK 16 gn/ye | 1936760000 | G.5 |
| WGK 16 SW | 1250860000 | G.5 |
| WGK 16 VP | 1936780000 | G.6 |
| WGK 16 VP GN/YE | 1936770000 | G.6 |
| WGK 16 VP SW | 1250820000 | G.6 |
| WGK 16 VP/Z | 1936800000 | G.6 |
| WGK 16 VP/Z GN/YE | 1936790000 | G.6 |
| WGK 16 VP/Z SW | 1250830000 | G.6 |
| WGK 16/Z | 1936830000 | G.5 |
| WGK 16/Z gn/ye | 1936820000 | G.5 |
| WGK 16/Z SW | 1250870000 | G.5 |
| WGK 25 | 1936850000 | G.7 |
| WGK 25 GN/YE | 1936840000 | G.7 |
| WGK 25 SW | 1250790000 | G.7 |
| WGK 25 VP | 1936870000 | G.7 |
| WGK 25 VP GN/YE | 1936860000 | G.7 |
| WGK 25 VP SW | 1250750000 | G.7 |
| WGK 25 VP/Z | 1936890000 | G.7 |
| WGK 25 VP/Z GN/YE | 1936880000 | G.7 |
| WGK 25 VP/Z SW | 1250760000 | G.7 |
| WGK 25/Z | 1936910000 | G.7 |
| WGK 25/Z GN/YE | 1936900000 | G.7 |
| WGK 25/Z SW | 1250810000 | G.7 |
| WGK 4 | 1936550000 | G.4 |
| WGK 4 GN/YE | 1936540000 | G.4 |
| WGK 4 SW | 1250930000 | G.4 |
| WGK 4/Z | 1936570000 | G.4 |
| WGK 4/Z gn/ye | 1936560000 | G.4 |
| WGK 4/Z SW | 1250940000 | G.4 |
| WGK 50 | 1937090000 | G.8 |
| WGK 50 GN/YE | 1937040000 | G.8 |
| WGK 50 SW | 1250730000 | G.8 |
| WGK 50 VP | 1937060000 | G.8 |
| WGK 50 VP GN/YE | 1937050000 | G.8 |
| WGK 50 VP SW | 1250710000 | G.8 |
| WGK 50 VP/Z | 1937080000 | G.8 |
| WGK 50 VP/Z GN/YE | 1937070000 | G.8 |
| WGK 50 VP/Z SW | 1250720000 | G.8 |
| WGK 50/Z | 1937110000 | G.8 |
| WGK 50/Z GN/YE | 1937100000 | G.8 |
| WGK 50/Z SW | 1250740000 | G.8 |
| WGK 95 | 1937380000 | G.9 |
| WGK 95 F VP | 1937130000 | G.9 |
| WGK 95 F VP GN/YE | 1937120000 | G.9 |
| WGK 95 F VP SW | 1250660000 | G.9 |
| WGK 95 F VP/Z | 1937140000 | G.9 |
| WGK 95 F VP/Z GN/YE | 1937360000 | G.9 |
| WGK 95 F VP/Z SW | 1250670000 | G.9 |
| WGK 95 GN/YE | 1937370000 | G.9 |
| WGK 95 SW | 1250680000 | G.9 |
| WGK 95/Z | 1937400000 | G.9 |
| WGK 95/Z GN/YE | 1937390000 | G.9 |
| WGK 95/Z SW | 1250690000 | G.9 |
| WGKV 10 | 1934060000 | G.5 |
| WGKV 10 gn/ye | 1936580000 | G.5 |
| WGKV 10 SW | 1250910000 | G.5 |
| WGKV 10/Z | 1936600000 | G.5 |
| WGKV 10/Z gn/ye | 1936590000 | G.5 |
| WGKV 10/Z SW | 1250920000 | G.5 |
| WGKV 16 | 1003880000 | G.6 |
| WGKV 16 GN/YE | 1003950000 | G.6 |
| WGKV 16 SW | 1250840000 | G.6 |
| WGKV 16/Z | 1003940000 | G.6 |
| WGKV 16/Z GN/YE | 1003930000 | G.6 |
| WGKV 16/Z SW | 1250850000 | G.6 |
| WGKV 25 | 1934070000 | G.7 |
| WGKV 25 gn/ye | 1936720000 | G.7 |
| WGKV 25 SW | 1250770000 | G.7 |
| WGKV 25/Z | 1936750000 | G.7 |
| WGKV 25/Z gn/ye | 1936740000 | G.7 |
| WGKV 25/Z SW | 1250780000 | G.7 |
| WGKV 4 | 1934050000 | G.4 |
| WGKV 4 gn/ye | 1936610000 | G.4 |
| WGKV 4 SW | 1250950000 | G.4 |
| WGKV 4/Z | 1936630000 | G.4 |
| WGKV 4/Z gn/ye | 1936620000 | G.4 |
| WGKV 4/Z SW | 1250960000 | G.4 |
| WS 10/5 MC NEUTRAL | 1635000000 | D.18 |
| WS 10/5 MC NEUTRAL | 1635000000 | J.2 |
| WS 12/5 MC NEUTRAL | 1609860000 | D.18 |
| WS 12/5 MC NEUTRAL | 1609860000 | J.2 |

## Z

| | | |
|---|---|---|
| ZBSC DLI2.5/M2.5X6 | 1919670000 | I.46 |
| ZQV 2.5N/2 BL | 1717990000 | I.38 |
| ZQV 2.5N/2 BL | 1717990000 | I.39 |
| ZQV 2.5N/2 BL | 1717990000 | I.40 |
| ZQV 2.5N/2 BL | 1717990000 | I.41 |
| ZQV 2.5N/2 BL | 1717990000 | I.42 |
| ZQV 2.5N/2 BL | 1717990000 | I.43 |
| ZQV 2.5N/2 GE | 1693800000 | I.38 |
| ZQV 2.5N/2 GE | 1693800000 | I.39 |
| ZQV 2.5N/2 GE | 1693800000 | I.40 |
| ZQV 2.5N/2 GE | 1693800000 | I.41 |
| ZQV 2.5N/2 GE | 1693800000 | I.42 |
| ZQV 2.5N/2 GE | 1693800000 | I.43 |
| ZQV 2.5N/2 RT | 1717900000 | I.38 |
| ZQV 2.5N/2 RT | 1717900000 | I.39 |
| ZQV 2.5N/2 RT | 1717900000 | I.40 |
| ZQV 2.5N/2 RT | 1717900000 | I.41 |
| ZQV 2.5N/2 RT | 1717900000 | I.42 |
| ZQV 2.5N/2 RT | 1717900000 | I.43 |
| ZQV 4N/2 BL | 1793960000 | I.46 |
| ZQV 4N/2 BL | 1793960000 | I.46 |
| ZQV 4N/2 BL | 1793960000 | I.47 |
| ZQV 4N/2 GE | 1758250000 | I.46 |
| ZQV 4N/2 GE | 1758250000 | I.46 |
| ZQV 4N/2 GE | 1758250000 | I.47 |
| ZQV 4N/2 RT | 1793950000 | I.46 |
| ZQV 4N/2 RT | 1793950000 | I.46 |
| ZQV 4N/2 RT | 1793950000 | I.47 |
| ZW 15 RS OR | 0119860000 | I.53 |
| ZW 25 RS OR | 0126160000 | I.53 |
| ZW 30 RS OR | 0119960000 | I.53 |
| ZW 45 RS OR | 0120060000 | I.53 |
| ZW 5 RS OR | 0119760000 | I.53 |



«ЭЛЕКТРО-ПРОФИ» - http://www.ep.ru

| Order No. | Type | Page |
|---|---|---|

## 0110000000

| | | |
|---|---|---|
| 0119560000 | RF RS 70 RE/A3/M.BEZ | I.53 |
| 0119660000 | RF RS 70 LI/A2/O.SG | I.53 |
| 0119760000 | ZW 5 RS OR | I.53 |
| 0119860000 | ZW 15 RS OR | I.53 |
| 0119960000 | ZW 30 RS OR | I.53 |

## 0120000000

| | | |
|---|---|---|
| 0120060000 | ZW 45 RS OR | I.53 |
| 0126160000 | ZW 25 RS OR | I.53 |
| 0126260000 | RF RS 70 RE/A4/O.BEZ | I.53 |

## 0150000000

| | | |
|---|---|---|
| 0157261187 | DEK 5 GS PE | D.17 |
| 0157261187 | DEK 5 GS PE | H.7 |
| 0157261202 | DEK 5 GS ERDE | D.17 |
| 0157261202 | DEK 5 GS ERDE | H.7 |
| 0157261203 | DEK 5 GS ERDE IM KREIS | D.17 |
| 0157261203 | DEK 5 GS ERDE IM KREIS | H.7 |

## 0210000000

| | | |
|---|---|---|
| 0213760000 | RF RS 70 MI/A6 | I.53 |

## 0280000000

| | | |
|---|---|---|
| 0289660000 | TOP4GS2/90 7.62 OR | B.50 |
| 0289760000 | TOP4GS3/90 7.62 OR | B.50 |

## 0290000000

| | | |
|---|---|---|
| 0290160000 | TOP4GS4/90 7.62 OR | B.50 |
| 0298360000 | TOP4GS2/180 7.62 OR | B.51 |
| 0298460000 | TOP4GS3/180 7.62 OR | B.51 |
| 0298560000 | TOP4GS4/180 7.62 OR | B.51 |

## 0310000000

| | | |
|---|---|---|
| 0310000000 | PS 2.0 MC | D.15 |
| 0310000000 | PS 2.0 MC | H.4 |

## 0330000000

| | | |
|---|---|---|
| 0331500001 | SF 10 BEZ. 1-10 | D.18 |
| 0331500011 | SF 10 BEZ. 11-20 | D.18 |
| 0332400000 | SF 10 BEZ. 0-9 | D.18 |
| 0332500000 | SG 10 | D.18 |
| 0332500001 | SG 10 BEZ. 1 | D.18 |
| 0332500002 | SG 10 BEZ. 2 | D.18 |
| 0332500003 | SG 10 BEZ. 3 | D.18 |
| 0332500004 | SG 10 BEZ. 4 | D.18 |
| 0332500005 | SG 10 BEZ. 5 | D.18 |
| 0332500006 | SG 10 BEZ. 6 | D.18 |
| 0332500007 | SG 10 BEZ. 7 | D.18 |
| 0332500008 | SG 10 BEZ. 8 | D.18 |
| 0332500009 | SG 10 BEZ. 9 | D.18 |

## 0350000000

| | | |
|---|---|---|
| 0354361187 | DEK 5 FWZ L1-PE | D.17 |
| 0354361187 | DEK 5 FWZ L1-PE | H.7 |

## 0390000000

| | | |
|---|---|---|
| 0391360000 | TOP1.5GS2/180 7 2STI OR | B.47 |
| 0391460000 | TOP1.5GS3/180 7 2STI OR | B.47 |
| 0391560000 | TOP1.5GS4/180 7 2STI OR | B.47 |
| 0392160000 | TOP1.5GS12/180 7 2ST OR | B.47 |
| 0393360000 | TOP1.5GS2/90 7 2STI OR | B.46 |
| 0393460000 | TOP1.5GS3/90 7 2STI OR | B.46 |
| 0393560000 | TOP1.5GS4/90 7 2STI OR | B.46 |
| 0393660000 | TOP1.5GS5/90 7 2STI OR | B.46 |
| 0393960000 | TOP1.5GS9/90 7 2STI OR | B.46 |
| 0394060000 | TOP1.5GS11/90 7 2STI OR | B.46 |
| 0394160000 | TOP1.5GS12/90 7 2STI OR | B.46 |

## 0460000000

| | | |
|---|---|---|
| 0460660001 | DEK 5 FSZ 1-10 | D.17 |
| 0460660001 | DEK 5 FSZ 1-10 | H.7 |
| 0460660011 | DEK 5 FSZ 11-20 | D.17 |
| 0460660011 | DEK 5 FSZ 11-20 | H.7 |
| 0460660091 | DEK 5 FSZ 91-100 | D.17 |
| 0460660091 | DEK 5 FSZ 91-100 | H.7 |

## 0470000000

| | | |
|---|---|---|
| 0473360000 | DEK 5 NEUTRAL | D.17 |
| 0473360000 | DEK 5 NEUTRAL | H.7 |
| 0473390000 | DEK 5 NEUTRAL FARBIG | D.17 |
| 0473390000 | DEK 5 NEUTRAL FARBIG | D.17 |
| 0473390000 | DEK 5 NEUTRAL FARBIG | H.7 |
| 0473391686 | DEK 5 RT NEUTRAL | D.17 |
| 0473391686 | DEK 5 RT NEUTRAL | H.7 |
| 0473391687 | DEK 5 GE NEUTRAL | D.17 |
| 0473391687 | DEK 5 GE NEUTRAL | H.7 |
| 0473391688 | DEK 5 GN NEUTRAL | D.17 |
| 0473391688 | DEK 5 GN NEUTRAL | H.7 |
| 0473391689 | DEK 5 VI NEUTRAL | D.17 |
| 0473391689 | DEK 5 VI NEUTRAL | H.7 |
| 0473391690 | DEK 5 OR NEUTRAL | D.17 |
| 0473391690 | DEK 5 OR NEUTRAL | H.7 |
| 0473391691 | DEK 5 GR NEUTRAL | D.17 |
| 0473391691 | DEK 5 GR NEUTRAL | H.7 |
| 0473391692 | DEK 5 BR NEUTRAL | D.17 |
| 0473391692 | DEK 5 BR NEUTRAL | H.7 |
| 0473391693 | DEK 5 BL NEUTRAL | D.17 |
| 0473391693 | DEK 5 BL NEUTRAL | H.7 |
| 0473391694 | DEK 5 SW NEUTRAL | D.17 |
| 0473391694 | DEK 5 SW NEUTRAL | H.7 |
| 0473460001 | DEK 5 FW 1-50 | D.17 |
| 0473460001 | DEK 5 FW 1-50 | H.7 |
| 0473460051 | DEK 5 FW 51-100 | D.17 |
| 0473460051 | DEK 5 FW 51-100 | H.7 |
| 0473460951 | DEK 5 FW 951-999 | D.17 |
| 0473460951 | DEK 5 FW 951-999 | H.7 |
| 0473560001 | DEK 5 FS 1-50 | D.17 |
| 0473560001 | DEK 5 FS 1-50 | H.7 |
| 0473560051 | DEK 5 FS 51-100 | D.17 |
| 0473560051 | DEK 5 FS 51-100 | H.7 |
| 0473560951 | DEK 5 FS 951-999 | D.17 |
| 0473560951 | DEK 5 FS 951-999 | H.7 |

## 0480000000

| | | |
|---|---|---|
| 0485200000 | ADP 1/HP1 1M | I.52 |

## 0490000000

| | | |
|---|---|---|
| 0490760000 | DEK 5 SONDERDRUCK | D.17 |
| 0490760000 | DEK 5 SONDERDRUCK | D.17 |
| 0490760000 | DEK 5 SONDERDRUCK | D.17 |
| 0490760000 | DEK 5 SONDERDRUCK | H.7 |
| 0490790000 | DEK 5 SONDERDRUCK FARB. | D.17 |
| 0490790000 | DEK 5 SONDERDRUCK FARB. | D.17 |
| 0490790000 | DEK 5 SONDERDRUCK FARB. | D.17 |
| 0490790000 | DEK 5 SONDERDRUCK FARB. | D.17 |
| 0490790000 | DEK 5 SONDERDRUCK FARB. | D.17 |
| 0490790000 | DEK 5 SONDERDRUCK FARB. | D.17 |
| 0490790000 | DEK 5 SONDERDRUCK FARB. | D.17 |
| 0490790000 | DEK 5 SONDERDRUCK FARB. | D.17 |
| 0490790000 | DEK 5 SONDERDRUCK FARB. | D.17 |
| 0490790000 | DEK 5 SONDERDRUCK FARB. | D.17 |
| 0490790000 | DEK 5 SONDERDRUCK FARB. | H.7 |

## 0520000000

| | | |
|---|---|---|
| 0522361075 | DEK 5 GW L1 | D.17 |
| 0522361075 | DEK 5 GW L1 | H.7 |
| 0522361076 | DEK 5 GW L2 | D.17 |
| 0522361076 | DEK 5 GW L2 | H.7 |
| 0522361077 | DEK 5 GW L3 | D.17 |
| 0522361077 | DEK 5 GW L3 | H.7 |
| 0522660001 | DEK 5 GW 1 | D.17 |
| 0522660001 | DEK 5 GW 1 | H.7 |
| 0522660002 | DEK 5 GW 2 | D.17 |
| 0522660002 | DEK 5 GW 2 | H.7 |
| 0522660200 | DEK 5 GW 200 | D.17 |
| 0522660200 | DEK 5 GW 200 | H.7 |
| 0522761021 | DEK 5 GW A | D.17 |
| 0522761021 | DEK 5 GW A | H.7 |
| 0522761022 | DEK 5 GW B | D.17 |
| 0522761022 | DEK 5 GW B | H.7 |
| 0522761023 | DEK 5 GW C | D.17 |
| 0522761023 | DEK 5 GW C | H.7 |
| 0522761024 | DEK 5 GW D | D.17 |
| 0522761024 | DEK 5 GW D | H.7 |
| 0522761025 | DEK 5 GW E | D.17 |
| 0522761025 | DEK 5 GW E | H.7 |
| 0522761026 | DEK 5 GW F | D.17 |
| 0522761026 | DEK 5 GW F | H.7 |
| 0522761027 | DEK 5 GW G | D.17 |
| 0522761027 | DEK 5 GW G | H.7 |
| 0522761028 | DEK 5 GW H | D.17 |
| 0522761028 | DEK 5 GW H | H.7 |
| 0522761029 | DEK 5 GW I | D.17 |
| 0522761029 | DEK 5 GW I | H.7 |
| 0522761030 | DEK 5 GW J | D.17 |
| 0522761030 | DEK 5 GW J | H.7 |
| 0522761031 | DEK 5 GW K | D.17 |
| 0522761031 | DEK 5 GW K | H.7 |
| 0522761032 | DEK 5 GW L | D.17 |
| 0522761032 | DEK 5 GW L | H.7 |
| 0522761033 | DEK 5 GW M | D.17 |
| 0522761033 | DEK 5 GW M | H.7 |
| 0522761034 | DEK 5 GW N | D.17 |
| 0522761034 | DEK 5 GW N | H.7 |
| 0522761035 | DEK 5 GW O | D.17 |
| 0522761035 | DEK 5 GW O | H.7 |
| 0522761036 | DEK 5 GW P | D.17 |
| 0522761036 | DEK 5 GW P | H.7 |
| 0522761037 | DEK 5 GW Q | D.17 |
| 0522761037 | DEK 5 GW Q | H.7 |
| 0522761038 | DEK 5 GW R | D.17 |
| 0522761038 | DEK 5 GW R | H.7 |
| 0522761039 | DEK 5 GW S | D.17 |
| 0522761039 | DEK 5 GW S | H.7 |
| 0522761040 | DEK 5 GW T | D.17 |
| 0522761040 | DEK 5 GW T | H.7 |
| 0522761041 | DEK 5 GW U | D.17 |
| 0522761041 | DEK 5 GW U | H.7 |
| 0522761042 | DEK 5 GW V | D.17 |
| 0522761042 | DEK 5 GW V | H.7 |
| 0522761043 | DEK 5 GW W | D.17 |
| 0522761043 | DEK 5 GW W | H.7 |
| 0522761044 | DEK 5 GW X | D.17 |
| 0522761044 | DEK 5 GW X | H.7 |
| 0522761045 | DEK 5 GW Y | D.17 |
| 0522761045 | DEK 5 GW Y | H.7 |
| 0522761046 | DEK 5 GW Z | D.17 |
| 0522761046 | DEK 5 GW Z | H.7 |
| 0523060001 | DEK 5 FWZ 1-10 | D.17 |
| 0523060001 | DEK 5 FWZ 1-10 | H.7 |
| 0523060011 | DEK 5 FWZ 11-20 | D.17 |
| 0523060011 | DEK 5 FWZ 11-20 | H.7 |
| 0523060091 | DEK 5 FWZ 91-100 | D.17 |
| 0523060091 | DEK 5 FWZ 91-100 | H.7 |

## 0560000000

| | | |
|---|---|---|
| 0569960000 | TOP1.5GS2/180 5 2STI OR | B.45 |

## 0570000000

| | | |
|---|---|---|
| 0570160000 | TOP1.5GS3/180 5 2STI OR | B.45 |
| 0570360000 | TOP1.5GS4/180 5 2STI OR | B.45 |
| 0570560000 | TOP1.5GS10/180 5 2ST OR | B.45 |
| 0570760000 | TOP1.5GS16/180 5 2ST OR | B.45 |
| 0570960000 | TOP1.5GS8/180 7 2STI OR | B.47 |
| 0571160000 | TOP1.5GS10/180 7 2ST OR | B.47 |
| 0576261198 | DEK 5 GW + | D.17 |
| 0576261198 | DEK 5 GW + | H.7 |
| 0576261199 | DEK 5 GW - | D.17 |
| 0576261199 | DEK 5 GW - | H.7 |
| 0576261202 | DEK 5 GW ERDE | D.17 |
| 0576261202 | DEK 5 GW ERDE | H.7 |
| 0576261203 | DEK 5 GW ERDE I.KR. | D.17 |
| 0576261203 | DEK 5 GW ERDE I.KR. | H.7 |
| 0576261215 | DEK 5 GW W-STROM | D.17 |
| 0576261215 | DEK 5 GW W-STROM | H.7 |

## 0590000000

| | | |
|---|---|---|
| 0593860000 | TOP1.5GS6/90 5 2STI OR | B.44 |
| 0593960000 | TOP1.5GS7/90 5 2STI OR | B.44 |
| 0594060000 | TOP1.5GS8/90 5 2STI OR | B.44 |
| 0594160000 | TOP1.5GS9/90 5 2STI OR | B.44 |
| 0594260000 | TOP1.5GS11/90 5 2STI OR | B.44 |
| 0594360000 | TOP1.5GS12/90 5 2STI OR | B.44 |
| 0594460000 | TOP1.5GS13/90 5 2STI OR | B.44 |
| 0594560000 | TOP1.5GS14/90 5 2STI OR | B.44 |
| 0594660000 | TOP1.5GS15/90 5 2STI OR | B.44 |
| 0594760000 | TOP1.5GS17/90 5 2STI OR | B.44 |
| 0594960000 | TOP1.5GS19/90 5 2STI OR | B.44 |
| 0595060000 | TOP1.5GS20/90 5 2STI OR | B.44 |
| 0595160000 | TOP1.5GS21/90 5 2STI OR | B.44 |
| 0595260000 | TOP1.5GS22/90 5 2STI OR | B.44 |
| 0595360000 | TOP1.5GS23/90 5 2STI OR | B.44 |
| 0595460000 | TOP1.5GS24/90 5 2STI OR | B.44 |
| 0597360000 | TOP1.5GS5/180 5 2STI OR | B.45 |
| 0597460000 | TOP1.5GS6/180 5 2STI OR | B.45 |
| 0597660000 | TOP1.5GS8/180 5 2STI OR | B.45 |
| 0597960000 | TOP1.5GS12/180 5 2STI OR | B.45 |
| 0598160000 | TOP1.5GS14/180 5 2STI OR | B.45 |
| 0598360000 | TOP1.5GS17/180 5 2ST OR | B.45 |
| 0598460000 | TOP1.5GS18/180 5 2STI OR | B.45 |
| 0598560000 | TOP1.5GS19/180 5 2ST OR | B.45 |
| 0598660000 | TOP1.5GS20/180 5 2ST OR | B.45 |
| 0598760000 | TOP1.5GS21/180 5 2ST OR | B.45 |
| 0598860000 | TOP1.5GS22/180 5 2ST OR | B.45 |
| 0598960000 | TOP1.5GS23/180 5 2ST OR | B.45 |
| 0599060000 | TOP1.5GS24/180 5 2ST OR | B.45 |

## 0640000000

| | | |
|---|---|---|
| 0641960000 | TOP1.5GS2/90 5 2STI OR | B.44 |
| 0642060000 | TOP1.5GS3/90 5 2STI OR | B.44 |
| 0642160000 | TOP1.5GS4/90 5 2STI OR | B.44 |
| 0642260000 | TOP1.5GS10/90 5 2STI OR | B.44 |
| 0642360000 | TOP1.5GS16/90 5 2STI OR | B.44 |
| 0642460000 | TOP1.5GS8/90 7 2STI OR | B.46 |
| 0642560000 | TOP1.5GS10/90 7 2STI OR | B.46 |
| 0646210000 | MOFU 35/LO/1 SW | J.2 |

## 1000000000

| | | |
|---|---|---|
| 1000030001 | BLF 5.08/02/90 SN BK BX | C.228 |
| 1000040001 | BLF 5.08/03/90 SN BK BX | C.228 |
| 1000050001 | BLF 5.08/04/90 SN BK BX | C.228 |
| 1000060001 | BLF 5.08/05/90 SN BK BX | C.228 |
| 1000070001 | BLF 5.08/06/90 SN BK BX | C.228 |
| 1000080001 | BLF 5.08/07/90 SN BK BX | C.228 |
| 1000090001 | BLF 5.08/08/90 SN BK BX | C.228 |
| 1000100001 | BLF 5.08/09/90 SN BK BX | C.228 |
| 1000110001 | BLF 5.08/10/90 SN BK BX | C.228 |
| 1000120001 | BLF 5.08/11/90 SN BK BX | C.228 |





«ЭЛЕКТРО-ПРОФИ» - http://www.ep.ru

| Order No. | Type | Page |
|---|---|---|
| 1000130001 | BLF 5.08/12/90 SN BK BX | C.228 |
| 1000140001 | BLF 5.08/13/90 SN BK BX | C.228 |
| 1000150001 | BLF 5.08/14/90 SN BK BX | C.228 |
| 1000160001 | BLF 5.08/15/90 SN BK BX | C.228 |
| 1000170001 | BLF 5.08/16/90 SN BK BX | C.228 |
| 1000180001 | BLF 5.08/17/90 SN BK BX | C.228 |
| 1000190001 | BLF 5.08/18/90 SN BK BX | C.228 |
| 1000200001 | BLF 5.08/19/90 SN BK BX | C.228 |
| 1000210001 | BLF 5.08/20/90 SN BK BX | C.228 |
| 1000220001 | BLF 5.08/02/90F SN BK BX | C.229 |
| 1000230001 | BLF 5.08/03/90F SN BK BX | C.229 |
| 1000240001 | BLF 5.08/04/90F SN BK BX | C.229 |
| 1000250001 | BLF 5.08/05/90F SN BK BX | C.229 |
| 1000260001 | BLF 5.08/06/90F SN BK BX | C.229 |
| 1000270001 | BLF 5.08/07/90F SN BK BX | C.229 |
| 1000280001 | BLF 5.08/08/90F SN BK BX | C.229 |
| 1000290001 | BLF 5.08/09/90F SN BK BX | C.229 |
| 1000300001 | BLF 5.08/10/90F SN BK BX | C.229 |
| 1000310001 | BLF 5.08/11/90F SN BK BX | C.229 |
| 1000320001 | BLF 5.08/12/90F SN BK BX | C.229 |
| 1000330001 | BLF 5.08/13/90F SN BK BX | C.229 |
| 1000340001 | BLF 5.08/14/90F SN BK BX | C.229 |
| 1000350001 | BLF 5.08/15/90F SN BK BX | C.229 |
| 1000360001 | BLF 5.08/16/90F SN BK BX | C.229 |
| 1000370001 | BLF 5.08/17/90F SN BK BX | C.229 |
| 1000380001 | BLF 5.08/18/90F SN BK BX | C.229 |
| 1000390001 | BLF 5.08/19/90F SN BK BX | C.229 |
| 1000400001 | BLF 5.08/20/90F SN BK BX | C.229 |
| 1000410001 | BLF 5.08/02/90LR SN BK BX | C.229 |
| 1000420001 | BLF 5.08/03/90LR SN BK BX | C.229 |
| 1000430001 | BLF 5.08/04/90LR SN BK BX | C.229 |
| 1000440001 | BLF 5.08/05/90LR SN BK BX | C.229 |
| 1000450001 | BLF 5.08/06/90LR SN BK BX | C.229 |
| 1000460001 | BLF 5.08/07/90LR SN BK BX | C.229 |
| 1000470001 | BLF 5.08/08/90LR SN BK BX | C.229 |
| 1000480001 | BLF 5.08/09/90LR SN BK BX | C.229 |
| 1000490001 | BLF 5.08/10/90LR SN BK BX | C.229 |
| 1000500001 | BLF 5.08/11/90LR SN BK BX | C.229 |
| 1000510001 | BLF 5.08/12/90LR SN BK BX | C.229 |
| 1000520001 | BLF 5.08/13/90LR SN BK BX | C.229 |
| 1000530001 | BLF 5.08/14/90LR SN BK BX | C.229 |
| 1000540000 | BL-I/O 3.50/10LR SN BK BX | C.53 |
| 1000540001 | BLF 5.08/15/90LR SN BK BX | C.229 |
| 1000550000 | BL-I/O 3.50/30LR SN BK BX | C.53 |
| 1000550001 | BLF 5.08/16/90LR SN BK BX | C.229 |
| 1000560000 | BL-I/O 3.50/10LR PNP LED SN BK BX | C.55 |
| 1000560001 | BLF 5.08/17/90LR SN BK BX | C.229 |
| 1000570000 | BL-I/O 3.50/30LR PNP LED SN BK BX | C.55 |
| 1000570001 | BLF 5.08/18/90LR SN BK BX | C.229 |
| 1000580000 | BL-I/O 3.50/10LR NPN LED SN BK BX | C.57 |
| 1000580001 | BLF 5.08/19/90LR SN BK BX | C.229 |
| 1000590000 | BL-I/O 3.50/30LR NPN LED SN BK BX | C.57 |
| 1000590001 | BLF 5.08/20/90LR SN BK BX | C.229 |
| 1000600000 | SL-SMT 3.50/04/90RF 1.5SN BK BX | C.29 |
| 1000610000 | SL-SMT 3.50/05/90RF 1.5SN BK BX | C.29 |
| 1000620000 | SL-SMT 3.50/06/90RF 1.5SN BK BX | C.29 |
| 1000630000 | SL-SMT 3.50/07/90RF 1.5SN BK BX | C.29 |
| 1000640000 | SL-SMT 3.50/08/90RF 1.5SN BK BX | C.29 |
| 1000650000 | SL-SMT 3.50/09/90RF 1.5SN BK BX | C.29 |
| 1000660000 | SL-SMT 3.50/11/90RF 1.5SN BK BX | C.29 |
| 1000670000 | SL-SMT 3.50/12/90RF 1.5SN BK BX | C.29 |
| 1000680000 | SL-SMT 3.50/13/90RF 1.5SN BK BX | C.29 |
| 1000690000 | SL-SMT 3.50/14/90RF 1.5SN BK BX | C.29 |
| 1000700000 | SL-SMT 3.50/15/90RF 1.5SN BK BX | C.29 |
| 1000860000 | BLDF 5.08/02/180 SN BK BX | C.232 |
| 1000870000 | BLDF 5.08/03/180 SN BK BX | C.232 |
| 1000880000 | BLDF 5.08/04/180 SN BK BX | C.232 |
| 1000890000 | BLDF 5.08/05/180 SN BK BX | C.232 |
| 1000900000 | BLDF 5.08/06/180 SN BK BX | C.232 |
| 1000910000 | BLDF 5.08/07/180 SN BK BX | C.232 |
| 1000920000 | BLDF 5.08/08/180 SN BK BX | C.232 |
| 1000930000 | BLDF 5.08/02/180F SN BK BX | C.233 |
| 1000950000 | BLDF 5.08/03/180F SN BK BX | C.233 |
| 1000960000 | BLDF 5.08/04/180F SN BK BX | C.233 |
| 1000970000 | BLDF 5.08/05/180F SN BK BX | C.233 |
| 1000980000 | BLDF 5.08/06/180F SN BK BX | C.233 |
| 1000990000 | BLDF 5.08/07/180F SN BK BX | C.233 |
| 1001000000 | BLDF 5.08/08/180F SN BK BX | C.233 |
| 1001010000 | BLDF 5.08/02/180LR SN BK BX | C.233 |
| 1001020000 | BLDF 5.08/03/180LR SN BK BX | C.233 |
| 1001030000 | BLDF 5.08/04/180LR SN BK BX | C.233 |
| 1001040000 | BLDF 5.08/05/180LR SN BK BX | C.233 |
| 1001050000 | BLDF 5.08/06/180LR SN BK BX | C.233 |
| 1001060000 | BLDF 5.08/07/180LR SN BK BX | C.233 |
| 1001070000 | BLDF 5.08/08/180LR SN BK BX | C.233 |
| 1001150000 | BLDF 5.08/02/180 SN OR BX | C.232 |
| 1001160000 | BLDF 5.08/03/180 SN OR BX | C.232 |
| 1001170000 | BLDF 5.08/04/180 SN OR BX | C.232 |
| 1001180000 | BLDF 5.08/05/180 SN OR BX | C.232 |
| 1001190000 | BLDF 5.08/06/180 SN OR BX | C.232 |
| 1001200000 | BLDF 5.08/07/180 SN OR BX | C.232 |
| 1001210000 | BLDF 5.08/08/180 SN OR BX | C.232 |
| 1001220000 | BLDF 5.08/02/180F SN OR BX | C.233 |
| 1001260000 | B2L 3.50/04/180F SN OR BX | C.17 |
| 1001270000 | B2L 3.50/04/180F SN BK BX | C.17 |
| 1001280000 | B2L 3.50/04/180LH SN OR BX | C.17 |
| 1001290000 | B2L 3.50/04/180LH SN BK BX | C.17 |
| 1001300000 | S2L-SMT 3.50/04/90LF 3.2 SN BK BX | C.7 |
| 1001310000 | S2L-SMT 3.50/04/180LF 3.5SN BK BX | C.9 |
| 1001530000 | BLF 5.08/02/90 SN OR BX | C.228 |
| 1001540000 | BLF 5.08/03/90 SN OR BX | C.228 |
| 1001550000 | BLF 5.08/04/90 SN OR BX | C.228 |
| 1001560000 | BLF 5.08/05/90 SN OR BX | C.228 |
| 1001570000 | BLF 5.08/06/90 SN OR BX | C.228 |
| 1001580000 | BLF 5.08/07/90 SN OR BX | C.228 |
| 1001590000 | BLF 5.08/08/90 SN OR BX | C.228 |
| 1001600000 | BLF 5.08/09/90 SN OR BX | C.228 |
| 1001610000 | BLF 5.08/10/90 SN OR BX | C.228 |
| 1001620000 | BLF 5.08/11/90 SN OR BX | C.228 |
| 1001630000 | BLF 5.08/12/90 SN OR BX | C.228 |
| 1001640000 | BLF 5.08/13/90 SN OR BX | C.228 |
| 1001650000 | BLF 5.08/14/90 SN OR BX | C.228 |
| 1001660000 | BLF 5.08/15/90 SN OR BX | C.228 |
| 1001670000 | BLF 5.08/16/90 SN OR BX | C.228 |
| 1001680000 | BLF 5.08/17/90 SN OR BX | C.228 |
| 1001690000 | BLF 5.08/18/90 SN OR BX | C.228 |
| 1001700000 | BLF 5.08/19/90 SN OR BX | C.228 |
| 1001710000 | BLF 5.08/20/90 SN OR BX | C.228 |
| 1001720000 | LL 5.00/04/90 3.2SN OR BX | B.36 |
| 1001730000 | LL 5.00/05/90 3.2SN OR BX | B.36 |
| 1001740000 | LL 5.00/06/90 3.2SN OR BX | B.36 |
| 1001750000 | LL 5.00/07/90 3.2SN OR BX | B.36 |
| 1001760000 | LL 5.00/08/90 3.2SN OR BX | B.36 |
| 1001770000 | LL 5.00/09/90 3.2SN OR BX | B.36 |
| 1001780000 | LL 5.00/10/90 3.2SN OR BX | B.36 |
| 1001790000 | LL 5.00/11/90 3.2SN OR BX | B.36 |
| 1001800000 | LL 5.00/12/90 3.2SN OR BX | B.36 |
| 1001810000 | LL 5.00/14/90 3.2SN OR BX | B.36 |
| 1001820000 | LL 5.00/16/90 3.2SN OR BX | B.36 |
| 1001830000 | LL 5.00/24/90 3.2SN OR BX | B.36 |
| 1001850000 | LL 5.08/04/90 3.2SN OR BX | B.37 |
| 1001860000 | LL 5.08/05/90 3.2SN OR BX | B.37 |
| 1001870000 | LL 5.08/06/90 3.2SN OR BX | B.37 |
| 1001880000 | LL 5.08/07/90 3.2SN OR BX | B.37 |
| 1001890000 | LL 5.08/08/90 3.2SN OR BX | B.37 |
| 1001900000 | LL 5.08/09/90 3.2SN OR BX | B.37 |
| 1001910000 | LL 5.08/10/90 3.2SN OR BX | B.37 |
| 1001920000 | LL 5.08/11/90 3.2SN OR BX | B.37 |
| 1001930000 | LL 5.08/12/90 3.2SN OR BX | B.37 |
| 1001940000 | LL 5.08/13/90 3.2SN OR BX | B.37 |
| 1001950000 | LL 5.08/14/90 3.2SN OR BX | B.37 |
| 1001960000 | LL 5.08/15/90 3.2SN OR BX | B.37 |
| 1001970000 | LL 5.08/16/90 3.2SN OR BX | B.37 |
| 1001980000 | LL 5.08/17/90 3.2SN OR BX | B.37 |
| 1001990000 | LL 5.08/18/90 3.2SN OR BX | B.37 |
| 1002000000 | LL 5.08/19/90 3.2SN OR BX | B.37 |
| 1002010000 | LL 5.08/20/90 3.2SN OR BX | B.37 |
| 1002020000 | LL 5.08/21/90 3.2SN OR BX | B.37 |
| 1002030000 | LL 5.08/22/90 3.2SN OR BX | B.37 |
| 1002040000 | LL 5.08/23/90 3.2SN OR BX | B.37 |
| 1002050000 | LL 5.08/24/90 3.2SN OR BX | B.37 |
| 1002090000 | BLF 5.08/02/90F SN OR BX | C.229 |
| 1002100000 | BLF 5.08/03/90F SN OR BX | C.229 |
| 1002110000 | BLF 5.08/04/90F SN OR BX | C.229 |
| 1002120000 | BLF 5.08/05/90F SN OR BX | C.229 |
| 1002130000 | BLF 5.08/06/90F SN OR BX | C.229 |
| 1002140000 | BLF 5.08/07/90F SN OR BX | C.229 |
| 1002150000 | BLF 5.08/08/90F SN OR BX | C.229 |
| 1002160000 | BLF 5.08/09/90F SN OR BX | C.229 |
| 1002170000 | BLF 5.08/10/90F SN OR BX | C.229 |
| 1002180000 | BLF 5.08/11/90F SN OR BX | C.229 |
| 1002190000 | BLF 5.08/12/90F SN OR BX | C.229 |
| 1002200000 | BLF 5.08/13/90F SN OR BX | C.229 |
| 1002210000 | BLF 5.08/14/90F SN OR BX | C.229 |
| 1002220000 | BLF 5.08/15/90F SN OR BX | C.229 |
| 1002230000 | BLF 5.08/16/90F SN OR BX | C.229 |
| 1002240000 | BLF 5.08/17/90F SN OR BX | C.229 |
| 1002250000 | BLF 5.08/18/90F SN OR BX | C.229 |
| 1002260000 | BLF 5.08/19/90F SN OR BX | C.229 |
| 1002270000 | BLF 5.08/20/90F SN OR BX | C.229 |
| 1002280000 | BLF 5.08/02/90LR SN OR BX | C.229 |
| 1002290000 | BLF 5.08/03/90LR SN OR BX | C.229 |
| 1002300000 | BLF 5.08/04/90LR SN OR BX | C.229 |
| 1002310000 | BLF 5.08/05/90LR SN OR BX | C.229 |
| 1002320000 | BLF 5.08/06/90LR SN OR BX | C.229 |
| 1002330000 | BLF 5.08/07/90LR SN OR BX | C.229 |
| 1002340000 | BLF 5.08/08/90LR SN OR BX | C.229 |
| 1002350000 | BLF 5.08/09/90LR SN OR BX | C.229 |
| 1002360000 | BLF 5.08/10/90LR SN OR BX | C.229 |
| 1002370000 | BLF 5.08/11/90LR SN OR BX | C.229 |
| 1002380000 | BLF 5.08/12/90LR SN OR BX | C.229 |
| 1002390000 | BLF 5.08/13/90LR SN OR BX | C.229 |
| 1002400000 | BLF 5.08/14/90LR SN OR BX | C.229 |
| 1002410000 | BLF 5.08/15/90LR SN OR BX | C.229 |
| 1002420000 | BLF 5.08/16/90LR SN OR BX | C.229 |
| 1002430000 | BLF 5.08/17/90LR SN OR BX | C.229 |
| 1002440000 | BLF 5.08/18/90LR SN OR BX | C.229 |
| 1002450000 | BLF 5.08/19/90LR SN OR BX | C.229 |
| 1002460000 | BLF 5.08/20/90LR SN OR BX | C.229 |
| 1003280000 | SMSE FE MCZ 1.5/PE | I.47 |
| 1003510000 | SL-SMT 3.50/02/135F 3.2SN BK BX | C.37 |
| 1003520000 | SL-SMT 3.50/03/135F 3.2SN BK BX | C.37 |
| 1003530000 | SL-SMT 3.50/04/135F 3.2SN BK BX | C.37 |
| 1003540000 | SL-SMT 3.50/05/135F 3.2SN BK BX | C.37 |
| 1003550000 | SL-SMT 3.50/06/135F 3.2SN BK BX | C.37 |
| 1003560000 | SL-SMT 3.50/07/135F 3.2SN BK BX | C.37 |
| 1003570000 | SL-SMT 3.50/08/135F 3.2SN BK BX | C.37 |
| 1003580000 | SL-SMT 3.50/09/135F 3.2SN BK BX | C.37 |
| 1003590000 | SL-SMT 3.50/10/135F 3.2SN BK BX | C.37 |
| 1003600000 | SL-SMT 3.50/11/135F 3.2SN BK BX | C.37 |
| 1003620000 | SL-SMT 3.50/12/135F 3.2SN BK BX | C.37 |
| 1003630000 | SL-SMT 3.50/13/135F 3.2SN BK BX | C.37 |
| 1003640000 | SL-SMT 3.50/14/135F 3.2SN BK BX | C.37 |
| 1003650000 | SL-SMT 3.50/15/135F 3.2SN BK BX | C.37 |
| 1003660000 | SL-SMT 3.50/16/135F 3.2SN BK BX | C.37 |
| 1003670000 | SL-SMT 3.50/17/135F 3.2SN BK BX | C.37 |
| 1003680000 | SL-SMT 3.50/18/135F 3.2SN BK BX | C.37 |
| 1003690000 | SL-SMT 3.50/19/135F 3.2SN BK BX | C.37 |
| 1003700000 | SL-SMT 3.50/20/135F 3.2SN BK BX | C.37 |
| 1003710000 | SL-SMT 3.50/21/135F 3.2SN BK BX | C.37 |
| 1003720000 | SL-SMT 3.50/22/135F 3.2SN BK BX | C.37 |
| 1003730000 | SL-SMT 3.50/23/135F 3.2SN BK BX | C.37 |
| 1003740000 | SL-SMT 3.50/24/135F 3.2SN BK BX | C.37 |
| 1003880000 | WGKV 16 | G.6 |
| 1003930000 | WGKV 16/Z GN/YE | G.6 |
| 1003940000 | WGKV 16/Z | G.6 |
| 1003950000 | WGKV 16 GN/YE | G.6 |
| 1005180000 | SL-SMT 3.50/10/90LF 1.5SN BK RL | C.27 |
| 1005280000 | BCZ 3.81 AH03 | D.4 |
| 1005290000 | BCZ 3.81 AH04 | D.4 |
| 1005300000 | BCZ 3.81 AH05 | D.4 |
| 1005310000 | BCZ 3.81 AH06 | D.4 |
| 1005320000 | BCZ 3.81 AH07 | D.4 |
| 1005330000 | BCZ 3.81 AH08 | D.4 |
| 1005340000 | BCZ 3.81 AH09 | D.4 |
| 1005350000 | BCZ 3.81 AH10 | D.4 |
| 1005360000 | BCZ 3.81 AH11 | D.4 |
| 1005370000 | BCZ 3.81 AH12 | D.4 |
| 1005380000 | BCZ 3.81 AH13 | D.4 |
| 1005390000 | BCZ 3.81 AH14 | D.4 |
| 1005400000 | BCZ 3.81 AH15 | D.4 |
| 1005410000 | BCZ 3.81 AH16 | D.4 |
| 1005420000 | BCZ 3.81 AH17 | C.106 |
| 1005430000 | BCZ 3.81 AH18 | C.106 |
| 1005440000 | BCZ 3.81 AH19 | C.106 |
| 1005450000 | BCZ 3.81 AH20 | C.106 |
| 1006630000 | B2L 3.50/04/180 SN OR BX | C.16 |

## 1010000000

| | | |
|---|---|---|
| 1011590000 | AP 45/LI OR | I.52 |
| 1011600000 | AP 45/RE OR | I.52 |
| 1012060000 | BLDF 5.08/03/180F SN OR BX | C.233 |
| 1012640000 | BLF 5.08/02/180F SN BK BX | C.227 |
| 1012650000 | BLF 5.08/03/180F SN BK BX | C.227 |
| 1012660000 | BLF 5.08/04/180F SN BK BX | C.227 |
| 1012670000 | BLF 5.08/05/180F SN BK BX | C.227 |
| 1012680000 | BLF 5.08/06/180F SN BK BX | C.227 |
| 1012690000 | BLF 5.08/07/180F SN BK BX | C.227 |
| 1012710000 | BLF 5.08/08/180F SN BK BX | C.227 |
| 1012720000 | BLF 5.08/09/180F SN BK BX | C.227 |
| 1012730000 | BLF 5.08/10/180F SN BK BX | C.227 |
| 1012740000 | BLF 5.08/11/180F SN BK BX | C.227 |
| 1012750000 | BLF 5.08/12/180F SN BK BX | C.227 |
| 1012940000 | BLF 5.08/13/180F SN BK BX | C.227 |
| 1012950000 | BLF 5.08/14/180F SN BK BX | C.227 |
| 1012960000 | BLF 5.08/15/180F SN BK BX | C.227 |
| 1012970000 | BLF 5.08/16/180F SN BK BX | C.227 |
| 1012980000 | BLF 5.08/17/180F SN BK BX | C.227 |
| 1012990000 | BLF 5.08/18/180F SN BK BX | C.227 |
| 1013010000 | BLF 5.08/19/180F SN BK BX | C.227 |
| 1013020000 | BLF 5.08/20/180F SN BK BX | C.227 |
| 1013030000 | BLF 5.08/21/180F SN BK BX | C.227 |
| 1013040000 | BLF 5.08/22/180F SN BK BX | C.227 |
| 1013050000 | BLF 5.08/23/180F SN BK BX | C.227 |
| 1013060000 | BLF 5.08/24/180F SN BK BX | C.227 |
| 1013070000 | BLF 5.08/02/180F SN OR BX | C.227 |
| 1013090000 | BLF 5.08/03/180F SN OR BX | C.227 |
| 1013110000 | BLF 5.08/04/180F SN OR BX | C.227 |
| 1013120000 | BLF 5.08/05/180F SN OR BX | C.227 |
| 1013130000 | BLF 5.08/06/180F SN OR BX | C.227 |
| 1013140000 | BLF 5.08/07/180F SN OR BX | C.227 |
| 1013150000 | BLF 5.08/08/180F SN OR BX | C.227 |
| 1013160000 | BLF 5.08/09/180F SN OR BX | C.227 |
| 1013170000 | BLF 5.08/10/180F SN OR BX | C.227 |
| 1013180000 | BLF 5.08/11/180F SN OR BX | C.227 |
| 1013190000 | BLF 5.08/12/180F SN OR BX | C.227 |
| 1013210000 | BLF 5.08/13/180F SN OR BX | C.227 |
| 1013220000 | BLF 5.08/14/180F SN OR BX | C.227 |
| 1013230000 | BLF 5.08/15/180F SN OR BX | C.227 |
| 1013240000 | BLF 5.08/16/180F SN OR BX | C.227 |
| 1013250000 | BLF 5.08/17/180F SN OR BX | C.227 |
| 1013260000 | BLF 5.08/18/180F SN OR BX | C.227 |
| 1013270000 | BLF 5.08/19/180F SN OR BX | C.227 |
| 1013280000 | BLF 5.08/20/180F SN OR BX | C.227 |
| 1013290000 | BLF 5.08/21/180F SN OR BX | C.227 |
| 1013310000 | BLF 5.08/22/180F SN OR BX | C.227 |
| 1013320000 | BLF 5.08/23/180F SN OR BX | C.227 |
| 1013330000 | BLF 5.08/24/180F SN OR BX | C.227 |
| 1013440000 | BLF 5.08/03/180 SN BK BX | C.226 |
| 1013450000 | BLF 5.08/04/180 SN BK BX | C.226 |
| 1013460000 | BLF 5.08/05/180 SN BK BX | C.226 |
| 1013470000 | BLF 5.08/06/180 SN BK BX | C.226 |
| 1013480000 | BLF 5.08/07/180 SN BK BX | C.226 |
| 1013490000 | BLF 5.08/08/180 SN BK BX | C.226 |
| 1013510000 | BLF 5.08/09/180 SN BK BX | C.226 |
| 1013520000 | BLF 5.08/10/180 SN BK BX | C.226 |
| 1013530000 | BLF 5.08/11/180 SN BK BX | C.226 |
| 1013540000 | BLF 5.08/12/180 SN BK BX | C.226 |
| 1013550000 | BLF 5.08/13/180 SN BK BX | C.226 |





«ЭЛЕКТРО-ПРОФИ» - http://www.ep.ru

| Order No. | Type | Page |
|---|---|---|
| 1013560000 | BLF 5.08/14/180 SN BK BX | C.226 |
| 1013570000 | BLF 5.08/15/180 SN BK BX | C.226 |
| 1013580000 | BLF 5.08/16/180 SN BK BX | C.226 |
| 1013590000 | BLF 5.08/17/180 SN BK BX | C.226 |
| 1013610000 | BLF 5.08/18/180 SN BK BX | C.226 |
| 1013620000 | BLF 5.08/19/180 SN BK BX | C.226 |
| 1013630000 | BLF 5.08/20/180 SN BK BX | C.226 |
| 1013640000 | BLF 5.08/21/180 SN BK BX | C.226 |
| 1013650000 | BLF 5.08/22/180 SN BK BX | C.226 |
| 1013660000 | BLF 5.08/23/180 SN BK BX | C.226 |
| 1013670000 | BLF 5.08/24/180 SN BK BX | C.226 |
| 1013680000 | BLF 5.08/02/180 SN OR BX | C.226 |
| 1013690000 | BLF 5.08/03/180 SN OR BX | C.226 |
| 1013710000 | BLF 5.08/04/180 SN OR BX | C.226 |
| 1013720000 | BLF 5.08/05/180 SN OR BX | C.226 |
| 1013730000 | BLF 5.08/06/180 SN OR BX | C.226 |
| 1013740000 | BLF 5.08/07/180 SN OR BX | C.226 |
| 1013750000 | BLF 5.08/08/180 SN OR BX | C.226 |
| 1013760000 | BLF 5.08/09/180 SN OR BX | C.226 |
| 1013770000 | BLF 5.08/10/180 SN OR BX | C.226 |
| 1013780000 | BLF 5.08/11/180 SN OR BX | C.226 |
| 1013790000 | BLF 5.08/12/180 SN OR BX | C.226 |
| 1013810000 | BLF 5.08/13/180 SN OR BX | C.226 |
| 1013820000 | BLF 5.08/14/180 SN OR BX | C.226 |
| 1013830000 | BLF 5.08/15/180 SN OR BX | C.226 |
| 1013840000 | BLF 5.08/16/180 SN OR BX | C.226 |
| 1013850000 | BLF 5.08/17/180 SN OR BX | C.226 |
| 1013860000 | BLF 5.08/18/180 SN OR BX | C.226 |
| 1013870000 | BLF 5.08/19/180 SN OR BX | C.226 |
| 1013880000 | BLF 5.08/20/180 SN OR BX | C.226 |
| 1013890000 | BLF 5.08/21/180 SN OR BX | C.226 |
| 1013910000 | BLF 5.08/22/180 SN OR BX | C.226 |
| 1013920000 | BLF 5.08/23/180 SN OR BX | C.226 |
| 1013930000 | BLF 5.08/24/180 SN OR BX | C.226 |
| 1014120000 | BLF 5.08/02/180LR SN BK BX | C.227 |
| 1014130000 | BLF 5.08/03/180LR SN BK BX | C.227 |
| 1014140000 | BLF 5.08/04/180LR SN BK BX | C.227 |
| 1014150000 | BLF 5.08/05/180LR SN BK BX | C.227 |
| 1014160000 | BLF 5.08/06/180LR SN BK BX | C.227 |
| 1014170000 | BLF 5.08/07/180LR SN BK BX | C.227 |
| 1014180000 | BLF 5.08/08/180LR SN BK BX | C.227 |
| 1014190000 | BLF 5.08/09/180LR SN BK BX | C.227 |
| 1014210000 | BLF 5.08/10/180LR SN BK BX | C.227 |
| 1014220000 | BLF 5.08/11/180LR SN BK BX | C.227 |
| 1014230000 | BLF 5.08/12/180LR SN BK BX | C.227 |
| 1014240000 | BLF 5.08/13/180LR SN BK BX | C.227 |
| 1014250000 | BLF 5.08/14/180LR SN BK BX | C.227 |
| 1014260000 | BLF 5.08/15/180LR SN BK BX | C.227 |
| 1014270000 | BLF 5.08/16/180LR SN BK BX | C.227 |
| 1014280000 | BLF 5.08/17/180LR SN BK BX | C.227 |
| 1014290000 | BLF 5.08/18/180LR SN BK BX | C.227 |
| 1014310000 | BLF 5.08/19/180LR SN BK BX | C.227 |
| 1014320000 | BLF 5.08/20/180LR SN BK BX | C.227 |
| 1014330000 | BLF 5.08/21/180LR SN BK BX | C.227 |
| 1014340000 | BLF 5.08/22/180LR SN BK BX | C.227 |
| 1014350000 | BLF 5.08/23/180LR SN BK BX | C.227 |
| 1014360000 | BLF 5.08/24/180LR SN BK BX | C.227 |
| 1014370000 | BLF 5.08/02/180LR SN OR BX | C.227 |
| 1014380000 | BLF 5.08/03/180LR SN OR BX | C.227 |
| 1014390000 | BLF 5.08/04/180LR SN OR BX | C.227 |
| 1014410000 | BLF 5.08/05/180LR SN OR BX | C.227 |
| 1014420000 | BLF 5.08/06/180LR SN OR BX | C.227 |
| 1014430000 | BLF 5.08/07/180LR SN OR BX | C.227 |
| 1014440000 | BLF 5.08/08/180LR SN OR BX | C.227 |
| 1014450000 | BLF 5.08/09/180LR SN OR BX | C.227 |
| 1014460000 | BLF 5.08/10/180LR SN OR BX | C.227 |
| 1014470000 | BLF 5.08/11/180LR SN OR BX | C.227 |
| 1014480000 | BLF 5.08/12/180LR SN OR BX | C.227 |
| 1014490000 | BLF 5.08/13/180LR SN OR BX | C.227 |
| 1014510000 | BLF 5.08/14/180LR SN OR BX | C.227 |
| 1014520000 | BLF 5.08/15/180LR SN OR BX | C.227 |
| 1014530000 | BLF 5.08/16/180LR SN OR BX | C.227 |
| 1014540000 | BLF 5.08/17/180LR SN OR BX | C.227 |
| 1014550000 | BLF 5.08/18/180LR SN OR BX | C.227 |
| 1014560000 | BLF 5.08/19/180LR SN OR BX | C.227 |
| 1014570000 | BLF 5.08/20/180LR SN OR BX | C.227 |
| 1014580000 | BLF 5.08/21/180LR SN OR BX | C.227 |
| 1014590000 | BLF 5.08/22/180LR SN OR BX | C.227 |
| 1014610000 | BLF 5.08/23/180LR SN OR BX | C.227 |
| 1014620000 | BLF 5.08/24/180LR SN OR BX | C.227 |
| 1016140000 | BLF 5.00/02/180LR SN BK BX | C.159 |
| 1016150000 | BLF 5.00/03/180LR SN BK BX | C.159 |
| 1016170000 | BLF 5.00/04/180LR SN BK BX | C.159 |
| 1016180000 | BLF 5.00/05/180LR SN BK BX | C.159 |
| 1016190000 | BLF 5.00/06/180LR SN BK BX | C.159 |
| 1016210000 | BLF 5.00/07/180LR SN BK BX | C.159 |
| 1016220000 | BLF 5.00/08/180LR SN BK BX | C.159 |
| 1016230000 | BLF 5.00/09/180LR SN BK BX | C.159 |
| 1016240000 | BLF 5.00/10/180LR SN BK BX | C.159 |
| 1016250000 | BLF 5.00/11/180LR SN BK BX | C.159 |
| 1016260000 | BLF 5.00/12/180LR SN BK BX | C.159 |
| 1016270000 | BLF 5.00/13/180LR SN BK BX | C.159 |
| 1016280000 | BLF 5.00/14/180LR SN BK BX | C.159 |
| 1016290000 | BLF 5.00/15/180LR SN BK BX | C.159 |
| 1016310000 | BLF 5.00/16/180LR SN BK BX | C.159 |
| 1016320000 | BLF 5.00/17/180LR SN BK BX | C.159 |
| 1016330000 | BLF 5.00/18/180LR SN BK BX | C.159 |
| 1016340000 | BLF 5.00/02/180LR SN OR BX | C.159 |
| 1016350000 | BLF 5.00/03/180LR SN OR BX | C.159 |
| 1016360000 | BLF 5.00/04/180LR SN OR BX | C.159 |
| 1016370000 | BLF 5.00/05/180LR SN OR BX | C.159 |
| 1016380000 | BLF 5.00/06/180LR SN OR BX | C.159 |
| 1016390000 | BLF 5.00/07/180LR SN OR BX | C.159 |
| 1016410000 | BLF 5.00/08/180LR SN OR BX | C.159 |
| 1016420000 | BLF 5.00/09/180LR SN OR BX | C.159 |
| 1016430000 | BLF 5.00/10/180LR SN OR BX | C.159 |
| 1016440000 | BLF 5.00/11/180LR SN OR BX | C.159 |
| 1016450000 | BLF 5.00/12/180LR SN OR BX | C.159 |
| 1016460000 | BLF 5.00/13/180LR SN OR BX | C.159 |
| 1016470000 | BLF 5.00/14/180LR SN OR BX | C.159 |
| 1016480000 | BLF 5.00/15/180LR SN OR BX | C.159 |
| 1016490000 | BLF 5.00/16/180LR SN OR BX | C.159 |
| 1016510000 | BLF 5.00/17/180LR SN OR BX | C.159 |
| 1016520000 | BLF 5.00/18/180LR SN OR BX | C.159 |
| 1017240000 | BLF 5.00/02/180F SN BK BX | C.159 |
| 1017250000 | BLF 5.00/03/180F SN BK BX | C.159 |
| 1017260000 | BLF 5.00/04/180F SN BK BX | C.159 |
| 1017270000 | BLF 5.00/05/180F SN BK BX | C.159 |
| 1017280000 | BLF 5.00/06/180F SN BK BX | C.159 |
| 1017290000 | BLF 5.00/07/180F SN BK BX | C.159 |
| 1017310000 | BLF 5.00/08/180F SN BK BX | C.159 |
| 1017320000 | BLF 5.00/09/180F SN BK BX | C.159 |
| 1017330000 | BLF 5.00/10/180F SN BK BX | C.159 |
| 1017340000 | BLF 5.00/11/180F SN BK BX | C.159 |
| 1017350000 | BLF 5.00/12/180F SN BK BX | C.159 |
| 1017360000 | BLF 5.00/13/180F SN BK BX | C.159 |
| 1017370000 | BLF 5.00/14/180F SN BK BX | C.159 |
| 1017380000 | BLF 5.00/15/180F SN BK BX | C.159 |
| 1017390000 | BLF 5.00/16/180F SN BK BX | C.159 |
| 1017400000 | BLF 5.00/17/180F SN BK BX | C.159 |
| 1017410000 | BLF 5.00/18/180F SN BK BX | C.159 |
| 1017420000 | BLF 5.00/02/180F SN OR BX | C.159 |
| 1017430000 | BLF 5.00/03/180F SN OR BX | C.159 |
| 1017440000 | BLF 5.00/04/180F SN OR BX | C.159 |
| 1017450000 | BLF 5.00/05/180F SN OR BX | C.159 |
| 1017470000 | BLF 5.00/06/180F SN OR BX | C.159 |
| 1017480000 | BLF 5.00/07/180F SN OR BX | C.159 |
| 1017490000 | BLF 5.00/08/180F SN OR BX | C.159 |
| 1017510000 | BLF 5.00/09/180F SN OR BX | C.159 |
| 1017520000 | BLF 5.00/10/180F SN OR BX | C.159 |
| 1017530000 | BLF 5.00/11/180F SN OR BX | C.159 |
| 1017540000 | BLF 5.00/12/180F SN OR BX | C.159 |
| 1017550000 | BLF 5.00/13/180F SN OR BX | C.159 |
| 1017570000 | BLF 5.00/14/180F SN OR BX | C.159 |
| 1017590000 | BLF 5.00/15/180F SN OR BX | C.159 |
| 1017600000 | BLF 5.00/16/180F SN OR BX | C.159 |
| 1017610000 | BLF 5.00/17/180F SN OR BX | C.159 |
| 1017620000 | BLF 5.00/18/180F SN OR BX | C.159 |
| 1017670000 | BLF 5.00/02/180 SN BK BX | C.158 |
| 1017680000 | BLF 5.00/03/180 SN BK BX | C.158 |
| 1017690000 | BLF 5.00/04/180 SN BK BX | C.158 |
| 1017710000 | BLF 5.00/05/180 SN BK BX | C.158 |
| 1017720000 | BLF 5.00/06/180 SN BK BX | C.158 |
| 1017730000 | BLF 5.00/07/180 SN BK BX | C.158 |
| 1017740000 | BLF 5.00/08/180 SN BK BX | C.158 |
| 1017750000 | BLF 5.00/09/180 SN BK BX | C.158 |
| 1017760000 | BLF 5.00/10/180 SN BK BX | C.158 |
| 1017770000 | BLF 5.00/11/180 SN BK BX | C.158 |
| 1017780000 | BLF 5.00/12/180 SN BK BX | C.158 |
| 1017790000 | BLF 5.00/13/180 SN BK BX | C.158 |
| 1017810000 | BLF 5.00/14/180 SN BK BX | C.158 |
| 1017820000 | BLF 5.00/15/180 SN BK BX | C.158 |
| 1017830000 | BLF 5.00/16/180 SN BK BX | C.158 |
| 1017840000 | BLF 5.00/17/180 SN BK BX | C.158 |
| 1017850000 | BLF 5.00/18/180 SN BK BX | C.158 |
| 1017860000 | BLF 5.00/02/180 SN OR BX | C.158 |
| 1017870000 | BLF 5.00/03/180 SN OR BX | C.158 |
| 1017880000 | BLF 5.00/04/180 SN OR BX | C.158 |
| 1017890000 | BLF 5.00/05/180 SN OR BX | C.158 |
| 1017910000 | BLF 5.00/06/180 SN OR BX | C.158 |
| 1017920000 | BLF 5.00/07/180 SN OR BX | C.158 |
| 1017930000 | BLF 5.00/08/180 SN OR BX | C.158 |
| 1017950000 | BLF 5.00/09/180 SN OR BX | C.158 |
| 1017960000 | BLF 5.00/10/180 SN OR BX | C.158 |
| 1017970000 | BLF 5.00/11/180 SN OR BX | C.158 |
| 1017980000 | BLF 5.00/12/180 SN OR BX | C.158 |
| 1017990000 | BLF 5.00/13/180 SN OR BX | C.158 |
| 1018010000 | BLF 5.00/14/180 SN OR BX | C.158 |
| 1018020000 | BLF 5.00/15/180 SN OR BX | C.158 |
| 1018030000 | BLF 5.00/16/180 SN OR BX | C.158 |
| 1018040000 | BLF 5.00/17/180 SN OR BX | C.158 |
| 1018050000 | BLF 5.00/18/180 SN OR BX | C.158 |

# 1020000000

| Order No. | Type | Page |
|---|---|---|
| 1020640000 | AP RF 122 LI OR | I.57 |
| 1020650000 | AP RF 122 RE OR | I.57 |
| 1020690000 | RF 108 OR | I.57 |
| 1026760000 | SL 7.62HP/02/90G 3.2SN BK BX | F.28 |
| 1026770000 | SL 7.62HP/03/90G 3.2SN BK BX | F.28 |
| 1026780000 | SL 7.62HP/04/90G 3.2SN BK BX | F.28 |
| 1026790000 | SL 7.62HP/05/90G 3.2SN BK BX | F.28 |
| 1026850000 | SL 7.62HP/02/90F 3.2 SN BK BX | F.29 |
| 1026860000 | SL 7.62HP/03/90F 3.2 SN BK BX | F.29 |
| 1026870000 | SL 7.62HP/04/90F 3.2 SN BK BX | F.29 |
| 1026880000 | SL 7.62HP/05/90F 3.2 SN BK BX | F.29 |
| 1028370000 | S2LD-THR 3.50/08/90LF 3.2SN BK BX | C.11 |
| 1028390000 | S2LD-THR 3.50/12/90LF 3.2SN BK BX | C.11 |
| 1028410000 | S2LD-THR 3.50/16/90LF 3.2SN BK BX | C.11 |
| 1028420000 | S2LD-THR 3.50/20/90LF 3.2SN BK BX | C.11 |
| 1028430000 | S2LD-THR 3.50/28/90LF 3.2SN BK BX | C.11 |
| 1028440000 | S2LD-THR 3.50/32/90LF 3.2SN BK BX | C.11 |
| 1028450000 | S2LD-THR 3.50/36/90LF 3.2SN BK BX | C.11 |
| 1028720000 | BCL-SMT 3.81/02/90LFI 1.5SN BK BX | C.117 |
| 1028730000 | BCL-SMT 3.81/03/90LFI 1.5SN BK BX | C.117 |
| 1028740000 | BCL-SMT 3.81/04/90LFI 1.5SN BK BX | C.117 |
| 1028750000 | BCL-SMT 3.81/05/90LFI 1.5SN BK BX | C.117 |
| 1028760000 | BCL-SMT 3.81/06/90LFI 1.5SN BK BX | C.117 |
| 1028770000 | BCL-SMT 3.81/07/90LFI 1.5SN BK BX | C.117 |
| 1028790000 | BCL-SMT 3.81/08/90LFI 1.5SN BK BX | C.117 |
| 1028810000 | BCL-SMT 3.81/09/90LFI 1.5SN BK BX | C.117 |
| 1028820000 | BCL-SMT 3.81/10/90LFI 1.5SN BK BX | C.117 |
| 1028830000 | BCL-SMT 3.81/11/90LFI 1.5SN BK BX | C.117 |
| 1028840000 | BCL-SMT 3.81/12/90LFI 1.5SN BK BX | C.117 |
| 1029260000 | BCL-SMT 3.81/02/180LFI 1.5SN BK BX | C.119 |
| 1029270000 | BCL-SMT 3.81/03/180LFI 1.5SN BK BX | C.119 |
| 1029280000 | BCL-SMT 3.81/04/180LFI 1.5SN BK BX | C.119 |
| 1029290000 | BCL-SMT 3.81/05/180LFI 1.5SN BK BX | C.119 |
| 1029310000 | BCL-SMT 3.81/06/180LFI 1.5SN BK BX | C.119 |
| 1029320000 | BCL-SMT 3.81/07/180LFI 1.5SN BK BX | C.119 |
| 1029330000 | BCL-SMT 3.81/08/180LFI 1.5SN BK BX | C.119 |
| 1029340000 | BCL-SMT 3.81/09/180LFI 1.5SN BK BX | C.119 |
| 1029350000 | BCL-SMT 3.81/10/180LFI 1.5SN BK BX | C.119 |
| 1029360000 | BCL-SMT 3.81/11/180LFI 1.5SN BK BX | C.119 |
| 1029370000 | BCL-SMT 3.81/12/180LFI 1.5SN BK BX | C.119 |
| 1029920000 | SCD 3.81/04/180G 3.2SN OR BX | C.94 |
| 1029940000 | SCD 3.81/06/180G 3.2SN OR BX | C.94 |
| 1029950000 | SCD 3.81/08/180G 3.2SN OR BX | C.94 |
| 1029960000 | SCD 3.81/10/180G 3.2SN OR BX | C.94 |
| 1029970000 | SCD 3.81/12/180G 3.2SN OR BX | C.94 |
| 1029980000 | SCD 3.81/14/180G 3.2SN OR BX | C.94 |
| 1029990000 | SCD 3.81/16/180G 3.2SN OR BX | C.94 |

# 1030000000

| Order No. | Type | Page |
|---|---|---|
| 1030010000 | SCD 3.81/18/180G 3.2SN OR BX | C.94 |
| 1030020000 | SCD 3.81/20/180G 3.2SN OR BX | C.94 |
| 1030030000 | SCD 3.81/22/180G 3.2SN OR BX | C.94 |
| 1030040000 | SCD 3.81/24/180G 3.2SN OR BX | C.94 |
| 1030050000 | SCD 3.81/26/180G 3.2SN OR BX | C.94 |
| 1030060000 | SCD 3.81/28/180G 3.2SN OR BX | C.94 |
| 1030070000 | SCD 3.81/30/180G 3.2SN OR BX | C.94 |
| 1030080000 | SCD 3.81/32/180G 3.2SN OR BX | C.94 |
| 1030260000 | SCD 3.81/04/180G 3.2SN BK BX | C.94 |
| 1030270000 | SCD 3.81/06/180G 3.2SN BK BX | C.94 |
| 1030280000 | SCD 3.81/08/180G 3.2SN BK BX | C.94 |
| 1030290000 | SCD 3.81/10/180G 3.2SN BK BX | C.94 |
| 1030310000 | SCD 3.81/12/180G 3.2SN BK BX | C.94 |
| 1030320000 | SCD 3.81/14/180G 3.2SN BK BX | C.94 |
| 1030340000 | SCD 3.81/16/180G 3.2SN BK BX | C.94 |
| 1030350000 | SCD 3.81/18/180G 3.2SN BK BX | C.94 |
| 1030360000 | SCD 3.81/20/180G 3.2SN BK BX | C.94 |
| 1030370000 | SCD 3.81/22/180G 3.2SN BK BX | C.94 |
| 1030380000 | SCD 3.81/24/180G 3.2SN BK BX | C.94 |
| 1030390000 | SCD 3.81/26/180G 3.2SN BK BX | C.94 |
| 1030410000 | SCD 3.81/28/180G 3.2SN BK BX | C.94 |
| 1030420000 | SCD 3.81/30/180G 3.2SN BK BX | C.94 |
| 1030430000 | SCD 3.81/32/180G 3.2SN BK BX | C.94 |
| 1030440000 | SCD 3.81/04/180F 3.2SN OR BX | C.95 |
| 1030450000 | SCD 3.81/06/180F 3.2SN OR BX | C.95 |
| 1030460000 | SCD 3.81/08/180F 3.2SN OR BX | C.95 |
| 1030470000 | SCD 3.81/10/180F 3.2SN OR BX | C.95 |
| 1030480000 | SCD 3.81/12/180F 3.2SN OR BX | C.95 |
| 1030490000 | SCD 3.81/14/180F 3.2SN OR BX | C.95 |
| 1030510000 | SCD 3.81/16/180F 3.2SN OR BX | C.95 |
| 1030520000 | SCD 3.81/18/180F 3.2SN OR BX | C.95 |
| 1030530000 | SCD 3.81/20/180F 3.2SN OR BX | C.95 |
| 1030540000 | SCD 3.81/22/180F 3.2SN OR BX | C.95 |
| 1030550000 | SCD 3.81/24/180F 3.2SN OR BX | C.95 |
| 1030560000 | SCD 3.81/26/180F 3.2SN OR BX | C.95 |
| 1030570000 | SCD 3.81/28/180F 3.2SN OR BX | C.95 |
| 1030580000 | SCD 3.81/30/180F 3.2SN OR BX | C.95 |
| 1030590000 | SCD 3.81/32/180F 3.2SN OR BX | C.95 |
| 1030780000 | SCD 3.81/04/180F 3.2SN BK BX | C.95 |
| 1030790000 | SCD 3.81/06/180F 3.2SN BK BX | C.95 |
| 1030810000 | SCD 3.81/08/180F 3.2SN BK BX | C.95 |
| 1030820000 | SCD 3.81/10/180F 3.2SN BK BX | C.95 |
| 1030830000 | SCD 3.81/12/180F 3.2SN BK BX | C.95 |
| 1030840000 | SCD 3.81/14/180F 3.2SN BK BX | C.95 |
| 1030850000 | SCD 3.81/16/180F 3.2SN BK BX | C.95 |
| 1030860000 | SCD 3.81/18/180F 3.2SN BK BX | C.95 |
| 1030870000 | SCD 3.81/20/180F 3.2SN BK BX | C.95 |
| 1030880000 | SCD 3.81/22/180F 3.2SN BK BX | C.95 |
| 1030890000 | SCD 3.81/24/180F 3.2SN BK BX | C.95 |
| 1030910000 | SCD 3.81/26/180F 3.2SN BK BX | C.95 |
| 1030920000 | SCD 3.81/28/180F 3.2SN BK BX | C.95 |
| 1030930000 | SCD 3.81/30/180F 3.2SN BK BX | C.95 |
| 1030940000 | SCD 3.81/32/180F 3.2SN BK BX | C.95 |
| 1030950000 | SCD-THR 3.81/04/180G 3.2SN BK BX | C.76 |
| 1030960000 | SCD-THR 3.81/06/180G 3.2SN BK BX | C.76 |
| 1030970000 | SCD-THR 3.81/08/180G 3.2SN BK BX | C.76 |
| 1030980000 | SCD-THR 3.81/10/180G 3.2SN BK BX | C.76 |
| 1030990000 | SCD-THR 3.81/12/180G 3.2SN BK BX | C.76 |
| 1031010000 | SCD-THR 3.81/14/180G 3.2SN BK BX | C.76 |
| 1031020000 | SCD-THR 3.81/16/180G 3.2SN BK BX | C.76 |
| 1031030000 | SCD-THR 3.81/18/180G 3.2SN BK BX | C.76 |
| 1031040000 | SCD-THR 3.81/20/180G 3.2SN BK BX | C.76 |
| 1031050000 | SCD-THR 3.81/22/180G 3.2SN BK BX | C.76 |
| 1031060000 | SCD-THR 3.81/24/180G 3.2SN BK BX | C.76 |
| 1031070000 | SCD-THR 3.81/26/180G 3.2SN BK BX | C.76 |





«ЭЛЕКТРО-ПРОФИ» - http://www.ep.ru

| Order No. | Type | Page |
|---|---|---|
| 1031080000 | SCD-THR 3.81/28/180G 3.2SN BK BX | C.76 |
| 1031090000 | SCD-THR 3.81/30/180G 3.2SN BK BX | C.76 |
| 1031110000 | SCD-THR 3.81/32/180G 3.2SN BK BX | C.76 |
| 1031290000 | SCD-THR 3.81/04/180G 1.5SN BK BX | C.76 |
| 1031310000 | SCD-THR 3.81/06/180G 1.5SN BK BX | C.76 |
| 1031320000 | SCD-THR 3.81/08/180G 1.5SN BK BX | C.76 |
| 1031330000 | SCD-THR 3.81/10/180G 1.5SN BK BX | C.76 |
| 1031340000 | SCD-THR 3.81/12/180G 1.5SN BK BX | C.76 |
| 1031350000 | SCD-THR 3.81/14/180G 1.5SN BK BX | C.76 |
| 1031360000 | SCD-THR 3.81/16/180G 1.5SN BK BX | C.76 |
| 1031370000 | SCD-THR 3.81/18/180G 1.5SN BK BX | C.76 |
| 1031380000 | SCD-THR 3.81/20/180G 1.5SN BK BX | C.76 |
| 1031390000 | SCD-THR 3.81/22/180G 1.5SN BK BX | C.76 |
| 1031410000 | SCD-THR 3.81/24/180G 1.5SN BK BX | C.76 |
| 1031420000 | SCD-THR 3.81/26/180G 1.5SN BK BX | C.76 |
| 1031430000 | SCD-THR 3.81/28/180G 1.5SN BK BX | C.76 |
| 1031440000 | SCD-THR 3.81/30/180G 1.5SN BK BX | C.76 |
| 1031450000 | SCD-THR 3.81/32/180G 1.5SN BK BX | C.76 |
| 1031460000 | SCD-THR 3.81/04/180F 3.2SN BK BX | C.77 |
| 1031470000 | SCD-THR 3.81/06/180F 3.2SN BK BX | C.77 |
| 1031490000 | SCD-THR 3.81/08/180F 3.2SN BK BX | C.77 |
| 1031510000 | SCD-THR 3.81/10/180F 3.2SN BK BX | C.77 |
| 1031520000 | SCD-THR 3.81/12/180F 3.2SN BK BX | C.77 |
| 1031530000 | SCD-THR 3.81/14/180F 3.2SN BK BX | C.77 |
| 1031540000 | SCD-THR 3.81/16/180F 3.2SN BK BX | C.77 |
| 1031560000 | SCD-THR 3.81/18/180F 3.2SN BK BX | C.77 |
| 1031570000 | SCD-THR 3.81/20/180F 3.2SN BK BX | C.77 |
| 1031590000 | SCD-THR 3.81/22/180F 3.2SN BK BX | C.77 |
| 1031610000 | SCD-THR 3.81/24/180F 3.2SN BK BX | C.77 |
| 1031620000 | SCD-THR 3.81/26/180F 3.2SN BK BX | C.77 |
| 1031630000 | SCD-THR 3.81/28/180F 3.2SN BK BX | C.77 |
| 1031640000 | SCD-THR 3.81/30/180F 3.2SN BK BX | C.77 |
| 1031660000 | SCD-THR 3.81/32/180F 3.2SN BK BX | C.77 |
| 1031860000 | SCD-THR 3.81/04/180F 1.5SN BK BX | C.77 |
| 1031870000 | SCD-THR 3.81/06/180F 1.5SN BK BX | C.77 |
| 1031890000 | SCD-THR 3.81/08/180F 1.5SN BK BX | C.77 |
| 1031910000 | SCD-THR 3.81/10/180F 1.5SN BK BX | C.77 |
| 1031920000 | SCD-THR 3.81/12/180F 1.5SN BK BX | C.77 |
| 1031930000 | SCD-THR 3.81/14/180F 1.5SN BK BX | C.77 |
| 1031940000 | SCD-THR 3.81/16/180F 1.5SN BK BX | C.77 |
| 1031950000 | SCD-THR 3.81/18/180F 1.5SN BK BX | C.77 |
| 1031960000 | SCD-THR 3.81/20/180F 1.5SN BK BX | C.77 |
| 1031970000 | SCD-THR 3.81/22/180F 1.5SN BK BX | C.77 |
| 1031990000 | SCD-THR 3.81/24/180F 1.5SN BK BX | C.77 |
| 1032040000 | SCD-THR 3.81/26/180F 1.5SN BK BX | C.77 |
| 1032050000 | SCD-THR 3.81/28/180F 1.5SN BK BX | C.77 |
| 1032060000 | SCD-THR 3.81/30/180F 1.5SN BK BX | C.77 |
| 1032070000 | SCD-THR 3.81/32/180F 1.5SN BK BX | C.77 |
| 1032090000 | SCDV 3.81/04/90G 3.2SN OR BX | C.98 |
| 1032110000 | SCDV 3.81/06/90G 3.2SN OR BX | C.98 |
| 1032120000 | SCDV 3.81/08/90G 3.2SN OR BX | C.98 |
| 1032130000 | SCDV 3.81/10/90G 3.2SN OR BX | C.98 |
| 1032140000 | SCDV 3.81/12/90G 3.2SN OR BX | C.98 |
| 1032150000 | SCDV 3.81/14/90G 3.2SN OR BX | C.98 |
| 1032160000 | SCDV 3.81/16/90G 3.2SN OR BX | C.98 |
| 1032170000 | SCDV 3.81/18/90G 3.2SN OR BX | C.98 |
| 1032190000 | SCDV 3.81/20/90G 3.2SN OR BX | C.98 |
| 1032200000 | SCDV 3.81/22/90G 3.2SN OR BX | C.98 |
| 1032210000 | SCDV 3.81/24/90G 3.2SN OR BX | C.98 |
| 1032220000 | SCDV 3.81/26/90G 3.2SN OR BX | C.98 |
| 1032230000 | SCDV 3.81/28/90G 3.2SN OR BX | C.98 |
| 1032240000 | SCDV 3.81/30/90G 3.2SN OR BX | C.98 |
| 1032250000 | SCDV 3.81/32/90G 3.2SN OR BX | C.98 |
| 1032430000 | SCDV 3.81/04/90G 3.2SN BK BX | C.98 |
| 1032440000 | SCDV 3.81/06/90G 3.2SN BK BX | C.98 |
| 1032450000 | SCDV 3.81/08/90G 3.2SN BK BX | C.98 |
| 1032460000 | SCDV 3.81/10/90G 3.2SN BK BX | C.98 |
| 1032470000 | SCDV 3.81/12/90G 3.2SN BK BX | C.98 |
| 1032480000 | SCDV 3.81/14/90G 3.2SN BK BX | C.98 |
| 1032490000 | SCDV 3.81/16/90G 3.2SN BK BX | C.98 |
| 1032500000 | SCDV 3.81/18/90G 3.2SN BK BX | C.98 |
| 1032510000 | SCDV 3.81/20/90G 3.2SN BK BX | C.98 |
| 1032520000 | SCDV 3.81/22/90G 3.2SN BK BX | C.98 |
| 1032530000 | SCDV 3.81/24/90G 3.2SN BK BX | C.98 |
| 1032540000 | SCDV 3.81/26/90G 3.2SN BK BX | C.98 |
| 1032550000 | SCDV 3.81/28/90G 3.2SN BK BX | C.98 |
| 1032560000 | SCDV 3.81/30/90G 3.2SN BK BX | C.98 |
| 1032570000 | SCDV 3.81/32/90G 3.2SN BK BX | C.98 |
| 1032580000 | SCDV 3.81/04/90F 3.2SN OR BX | C.99 |
| 1032590000 | SCDV 3.81/06/90F 3.2SN OR BX | C.99 |
| 1032600000 | SCDV 3.81/08/90F 3.2SN OR BX | C.99 |
| 1032610000 | SCDV 3.81/10/90F 3.2SN OR BX | C.99 |
| 1032620000 | SCDV 3.81/12/90F 3.2SN OR BX | C.99 |
| 1032630000 | SCDV 3.81/14/90F 3.2SN OR BX | C.99 |
| 1032640000 | SCDV 3.81/16/90F 3.2SN OR BX | C.99 |
| 1032650000 | SCDV 3.81/18/90F 3.2SN OR BX | C.99 |
| 1032660000 | SCDV 3.81/20/90F 3.2SN OR BX | C.99 |
| 1032670000 | SCDV 3.81/22/90F 3.2SN OR BX | C.99 |
| 1032680000 | SCDV 3.81/24/90F 3.2SN OR BX | C.99 |
| 1032690000 | SCDV 3.81/26/90F 3.2SN OR BX | C.99 |
| 1032710000 | SCDV 3.81/28/90F 3.2SN OR BX | C.99 |
| 1032720000 | SCDV 3.81/30/90F 3.2SN OR BX | C.99 |
| 1032730000 | SCDV 3.81/32/90F 3.2SN OR BX | C.99 |
| 1032920000 | SCDV 3.81/04/90F 3.2SN BK BX | C.99 |
| 1032930000 | SCDV 3.81/06/90F 3.2SN BK BX | C.99 |
| 1032940000 | SCDV 3.81/08/90F 3.2SN BK BX | C.99 |
| 1032950000 | SCDV 3.81/10/90F 3.2SN BK BX | C.99 |
| 1032960000 | SCDV 3.81/12/90F 3.2SN BK BX | C.99 |
| 1032970000 | SCDV 3.81/14/90F 3.2SN BK BX | C.99 |
| 1032990000 | SCDV 3.81/16/90F 3.2SN BK BX | C.99 |
| 1033010000 | SCDV 3.81/18/90F 3.2SN BK BX | C.99 |
| 1033020000 | SCDV 3.81/20/90F 3.2SN BK BX | C.99 |
| 1033030000 | SCDV 3.81/22/90F 3.2SN BK BX | C.99 |
| 1033040000 | SCDV 3.81/24/90F 3.2SN BK BX | C.99 |
| 1033050000 | SCDV 3.81/26/90F 3.2SN BK BX | C.99 |
| 1033060000 | SCDV 3.81/28/90F 3.2SN BK BX | C.99 |
| 1033070000 | SCDV 3.81/30/90F 3.2SN BK BX | C.99 |
| 1033090000 | SCDV 3.81/32/90F 3.2SN BK BX | C.99 |
| 1033490000 | SCDV-THR 3.81/04/90G 3.2SN BK BX | C.80 |
| 1033510000 | SCDV-THR 3.81/06/90G 3.2SN BK BX | C.80 |
| 1033520000 | SCDV-THR 3.81/08/90G 3.2SN BK BX | C.80 |
| 1033530000 | SCDV-THR 3.81/10/90G 3.2SN BK BX | C.80 |
| 1033540000 | SCDV-THR 3.81/12/90G 3.2SN BK BX | C.80 |
| 1033550000 | SCDV-THR 3.81/14/90G 3.2SN BK BX | C.80 |
| 1033560000 | SCDV-THR 3.81/16/90G 3.2SN BK BX | C.80 |
| 1033570000 | SCDV-THR 3.81/18/90G 3.2SN BK BX | C.80 |
| 1033580000 | SCDV-THR 3.81/20/90G 3.2SN BK BX | C.80 |
| 1033590000 | SCDV-THR 3.81/22/90G 3.2SN BK BX | C.80 |
| 1033600000 | SCDV-THR 3.81/24/90G 3.2SN BK BX | C.80 |
| 1033610000 | SCDV-THR 3.81/26/90G 3.2SN BK BX | C.80 |
| 1033620000 | SCDV-THR 3.81/28/90G 3.2SN BK BX | C.80 |
| 1033630000 | SCDV-THR 3.81/30/90G 3.2SN BK BX | C.80 |
| 1033640000 | SCDV-THR 3.81/32/90G 3.2SN BK BX | C.80 |
| 1033820000 | SCDV-THR 3.81/04/90G 1.5SN BK BX | C.80 |
| 1033830000 | SCDV-THR 3.81/06/90G 1.5SN BK BX | C.80 |
| 1033840000 | SCDV-THR 3.81/08/90G 1.5SN BK BX | C.80 |
| 1033850000 | SCDV-THR 3.81/10/90G 1.5SN BK BX | C.80 |
| 1033860000 | SCDV-THR 3.81/12/90G 1.5SN BK BX | C.80 |
| 1033870000 | SCDV-THR 3.81/14/90G 1.5SN BK BX | C.80 |
| 1033880000 | SCDV-THR 3.81/16/90G 1.5SN BK BX | C.80 |
| 1033890000 | SCDV-THR 3.81/18/90G 1.5SN BK BX | C.80 |
| 1033900000 | SCDV-THR 3.81/20/90G 1.5SN BK BX | C.80 |
| 1033910000 | SCDV-THR 3.81/22/90G 1.5SN BK BX | C.80 |
| 1033920000 | SCDV-THR 3.81/24/90G 1.5SN BK BX | C.80 |
| 1033930000 | SCDV-THR 3.81/26/90G 1.5SN BK BX | C.80 |
| 1033940000 | SCDV-THR 3.81/28/90G 1.5SN BK BX | C.80 |
| 1033950000 | SCDV-THR 3.81/30/90G 1.5SN BK BX | C.80 |
| 1033960000 | SCDV-THR 3.81/32/90G 1.5SN BK BX | C.80 |
| 1033970000 | SCDV-THR 3.81/04/90F 3.2SN BK BX | C.81 |
| 1033980000 | SCDV-THR 3.81/06/90F 3.2SN BK BX | C.81 |
| 1033990000 | SCDV-THR 3.81/08/90F 3.2SN BK BX | C.81 |
| 1034010000 | SCDV-THR 3.81/10/90F 3.2SN BK BX | C.81 |
| 1034020000 | SCDV-THR 3.81/12/90F 3.2SN BK BX | C.81 |
| 1034030000 | SCDV-THR 3.81/14/90F 3.2SN BK BX | C.81 |
| 1034040000 | SCDV-THR 3.81/16/90F 3.2SN BK BX | C.81 |
| 1034050000 | SCDV-THR 3.81/18/90F 3.2SN BK BX | C.81 |
| 1034060000 | SCDV-THR 3.81/20/90F 3.2SN BK BX | C.81 |
| 1034070000 | SCDV-THR 3.81/22/90F 3.2SN BK BX | C.81 |
| 1034080000 | SCDV-THR 3.81/24/90F 3.2SN BK BX | C.81 |
| 1034090000 | SCDV-THR 3.81/26/90F 3.2SN BK BX | C.81 |
| 1034110000 | SCDV-THR 3.81/28/90F 3.2SN BK BX | C.81 |
| 1034120000 | SCDV-THR 3.81/30/90F 3.2SN BK BX | C.81 |
| 1034130000 | SCDV-THR 3.81/32/90F 3.2SN BK BX | C.81 |
| 1034310000 | SCDV-THR 3.81/04/90F 1.5SN BK BX | C.81 |
| 1034320000 | SCDV-THR 3.81/06/90F 1.5SN BK BX | C.81 |
| 1034330000 | SCDV-THR 3.81/08/90F 1.5SN BK BX | C.81 |
| 1034340000 | SCDV-THR 3.81/10/90F 1.5SN BK BX | C.81 |
| 1034350000 | SCDV-THR 3.81/12/90F 1.5SN BK BX | C.81 |
| 1034360000 | SCDV-THR 3.81/14/90F 1.5SN BK BX | C.81 |
| 1034370000 | SCDV-THR 3.81/16/90F 1.5SN BK BX | C.81 |
| 1034380000 | SCDV-THR 3.81/18/90F 1.5SN BK BX | C.81 |
| 1034390000 | SCDV-THR 3.81/20/90F 1.5SN BK BX | C.81 |
| 1034410000 | SCDV-THR 3.81/22/90F 1.5SN BK BX | C.81 |
| 1034420000 | SCDV-THR 3.81/24/90F 1.5SN BK BX | C.81 |
| 1034430000 | SCDV-THR 3.81/26/90F 1.5SN BK BX | C.81 |
| 1034440000 | SCDV-THR 3.81/28/90F 1.5SN BK BX | C.81 |
| 1034450000 | SCDV-THR 3.81/30/90F 1.5SN BK BX | C.81 |
| 1034460000 | SCDV-THR 3.81/32/90F 1.5SN BK BX | C.81 |
| 1034470000 | SCDV 3.81/04/180G 3.2SN OR BX | C.100 |
| 1034490000 | SCDV 3.81/06/180G 3.2SN OR BX | C.100 |
| 1034510000 | SCDV 3.81/08/180G 3.2SN OR BX | C.100 |
| 1034520000 | SCDV 3.81/10/180G 3.2SN OR BX | C.100 |
| 1034530000 | SCDV 3.81/12/180G 3.2SN OR BX | C.100 |
| 1034540000 | SCDV 3.81/14/180G 3.2SN OR BX | C.100 |
| 1034550000 | SCDV 3.81/16/180G 3.2SN OR BX | C.100 |
| 1034560000 | SCDV 3.81/18/180G 3.2SN OR BX | C.100 |
| 1034570000 | SCDV 3.81/20/180G 3.2SN OR BX | C.100 |
| 1034580000 | SCDV 3.81/22/180G 3.2SN OR BX | C.100 |
| 1034590000 | SCDV 3.81/24/180G 3.2SN OR BX | C.100 |
| 1034610000 | SCDV 3.81/26/180G 3.2SN OR BX | C.100 |
| 1034620000 | SCDV 3.81/28/180G 3.2SN OR BX | C.100 |
| 1034630000 | SCDV 3.81/30/180G 3.2SN OR BX | C.100 |
| 1034640000 | SCDV 3.81/32/180G 3.2SN OR BX | C.100 |
| 1034820000 | SCDV 3.81/04/180G 3.2SN BK BX | C.100 |
| 1034830000 | SCDV 3.81/06/180G 3.2SN BK BX | C.100 |
| 1034840000 | SCDV 3.81/08/180G 3.2SN BK BX | C.100 |
| 1034850000 | SCDV 3.81/10/180G 3.2SN BK BX | C.100 |
| 1034860000 | SCDV 3.81/12/180G 3.2SN BK BX | C.100 |
| 1034870000 | SCDV 3.81/14/180G 3.2SN BK BX | C.100 |
| 1034880000 | SCDV 3.81/16/180G 3.2SN BK BX | C.100 |
| 1034890000 | SCDV 3.81/18/180G 3.2SN BK BX | C.100 |
| 1034910000 | SCDV 3.81/20/180G 3.2SN BK BX | C.100 |
| 1034920000 | SCDV 3.81/22/180G 3.2SN BK BX | C.100 |
| 1034930000 | SCDV 3.81/24/180G 3.2SN BK BX | C.100 |
| 1034940000 | SCDV 3.81/26/180G 3.2SN BK BX | C.100 |
| 1034950000 | SCDV 3.81/28/180G 3.2SN BK BX | C.100 |
| 1034960000 | SCDV 3.81/30/180G 3.2SN BK BX | C.100 |
| 1034970000 | SCDV 3.81/32/180G 3.2SN BK BX | C.100 |
| 1034980000 | SCDV 3.81/04/180F 3.2SN OR BX | C.101 |
| 1034990000 | SCDV 3.81/06/180F 3.2SN OR BX | C.101 |
| 1035010000 | SCDV 3.81/08/180F 3.2SN OR BX | C.101 |
| 1035020000 | SCDV 3.81/10/180F 3.2SN OR BX | C.101 |
| 1035030000 | SCDV 3.81/12/180F 3.2SN OR BX | C.101 |
| 1035040000 | SCDV 3.81/14/180F 3.2SN OR BX | C.101 |
| 1035050000 | SCDV 3.81/16/180F 3.2SN OR BX | C.101 |
| 1035060000 | SCDV 3.81/18/180F 3.2SN OR BX | C.101 |
| 1035070000 | SCDV 3.81/20/180F 3.2SN OR BX | C.101 |
| 1035080000 | SCDV 3.81/22/180F 3.2SN OR BX | C.101 |
| 1035090000 | SCDV 3.81/24/180F 3.2SN OR BX | C.101 |
| 1035110000 | SCDV 3.81/26/180F 3.2SN OR BX | C.101 |
| 1035120000 | SCDV 3.81/28/180F 3.2SN OR BX | C.101 |
| 1035130000 | SCDV 3.81/30/180F 3.2SN OR BX | C.101 |
| 1035140000 | SCDV 3.81/32/180F 3.2SN OR BX | C.101 |
| 1035310000 | SCDV 3.81/04/180F 3.2SN BK BX | C.101 |
| 1035320000 | SCDV 3.81/06/180F 3.2SN BK BX | C.101 |
| 1035330000 | SCDV 3.81/08/180F 3.2SN BK BX | C.101 |
| 1035340000 | SCDV 3.81/10/180F 3.2SN BK BX | C.101 |
| 1035350000 | SCDV 3.81/12/180F 3.2SN BK BX | C.101 |
| 1035360000 | SCDV 3.81/14/180F 3.2SN BK BX | C.101 |
| 1035370000 | SCDV 3.81/16/180F 3.2SN BK BX | C.101 |
| 1035380000 | SCDV 3.81/18/180F 3.2SN BK BX | C.101 |
| 1035390000 | SCDV 3.81/20/180F 3.2SN BK BX | C.101 |
| 1035410000 | SCDV 3.81/22/180F 3.2SN BK BX | C.101 |
| 1035420000 | SCDV 3.81/24/180F 3.2SN BK BX | C.101 |
| 1035430000 | SCDV 3.81/26/180F 3.2SN BK BX | C.101 |
| 1035440000 | SCDV 3.81/28/180F 3.2SN BK BX | C.101 |
| 1035450000 | SCDV 3.81/30/180F 3.2SN BK BX | C.101 |
| 1035460000 | SCDV 3.81/32/180F 3.2SN BK BX | C.101 |
| 1035470000 | SCDV-THR 3.81/04/180G 3.2SN BK BX | C.82 |
| 1035480000 | SCDV-THR 3.81/06/180G 3.2SN BK BX | C.82 |
| 1035490000 | SCDV-THR 3.81/08/180G 3.2SN BK BX | C.82 |
| 1035510000 | SCDV-THR 3.81/10/180G 3.2SN BK BX | C.82 |
| 1035520000 | SCDV-THR 3.81/12/180G 3.2SN BK BX | C.82 |
| 1035530000 | SCDV-THR 3.81/14/180G 3.2SN BK BX | C.82 |
| 1035540000 | SCDV-THR 3.81/16/180G 3.2SN BK BX | C.82 |
| 1035550000 | SCDV-THR 3.81/18/180G 3.2SN BK BX | C.82 |
| 1035560000 | SCDV-THR 3.81/20/180G 3.2SN BK BX | C.82 |
| 1035570000 | SCDV-THR 3.81/22/180G 3.2SN BK BX | C.82 |
| 1035580000 | SCDV-THR 3.81/24/180G 3.2SN BK BX | C.82 |
| 1035590000 | SCDV-THR 3.81/26/180G 3.2SN BK BX | C.82 |
| 1035610000 | SCDV-THR 3.81/28/180G 3.2SN BK BX | C.82 |
| 1035620000 | SCDV-THR 3.81/30/180G 3.2SN BK BX | C.82 |
| 1035630000 | SCDV-THR 3.81/32/180G 3.2SN BK BX | C.82 |
| 1035790000 | SCDV-THR 3.81/04/180G 1.5SN BK BX | C.82 |
| 1035800000 | SCDV-THR 3.81/06/180G 1.5SN BK BX | C.82 |
| 1035810000 | SCDV-THR 3.81/08/180G 1.5SN BK BX | C.82 |
| 1035820000 | SCDV-THR 3.81/10/180G 1.5SN BK BX | C.82 |
| 1035830000 | SCDV-THR 3.81/12/180G 1.5SN BK BX | C.82 |
| 1035840000 | SCDV-THR 3.81/14/180G 1.5SN BK BX | C.82 |
| 1035850000 | SCDV-THR 3.81/16/180G 1.5SN BK BX | C.82 |
| 1035860000 | SCDV-THR 3.81/18/180G 1.5SN BK BX | C.82 |
| 1035870000 | SCDV-THR 3.81/20/180G 1.5SN BK BX | C.82 |
| 1035880000 | SCDV-THR 3.81/22/180G 1.5SN BK BX | C.82 |
| 1035890000 | SCDV-THR 3.81/24/180G 1.5SN BK BX | C.82 |
| 1035910000 | SCDV-THR 3.81/26/180G 1.5SN BK BX | C.82 |
| 1035920000 | SCDV-THR 3.81/28/180G 1.5SN BK BX | C.82 |
| 1035930000 | SCDV-THR 3.81/30/180G 1.5SN BK BX | C.82 |
| 1035940000 | SCDV-THR 3.81/32/180G 1.5SN BK BX | C.82 |
| 1035950000 | SCDV-THR 3.81/04/180F 3.2SN BK BX | C.83 |
| 1035960000 | SCDV-THR 3.81/06/180F 3.2SN BK BX | C.83 |
| 1035970000 | SCDV-THR 3.81/08/180F 3.2SN BK BX | C.83 |
| 1035980000 | SCDV-THR 3.81/10/180F 3.2SN BK BX | C.83 |
| 1035990000 | SCDV-THR 3.81/12/180F 3.2SN BK BX | C.83 |
| 1036010000 | SCDV-THR 3.81/14/180F 3.2SN BK BX | C.83 |
| 1036020000 | SCDV-THR 3.81/16/180F 3.2SN BK BX | C.83 |
| 1036030000 | SCDV-THR 3.81/18/180F 3.2SN BK BX | C.83 |
| 1036040000 | SCDV-THR 3.81/20/180F 3.2SN BK BX | C.83 |
| 1036050000 | SCDV-THR 3.81/22/180F 3.2SN BK BX | C.83 |
| 1036060000 | SCDV-THR 3.81/24/180F 3.2SN BK BX | C.83 |
| 1036070000 | SCDV-THR 3.81/26/180F 3.2SN BK BX | C.83 |
| 1036080000 | SCDV-THR 3.81/28/180F 3.2SN BK BX | C.83 |
| 1036090000 | SCDV-THR 3.81/30/180F 3.2SN BK BX | C.83 |
| 1036110000 | SCDV-THR 3.81/32/180F 3.2SN BK BX | C.83 |
| 1036320000 | SCDV-THR 3.81/04/180F 1.5SN BK BX | C.83 |
| 1036330000 | SCDV-THR 3.81/06/180F 1.5SN BK BX | C.83 |
| 1036340000 | SCDV-THR 3.81/08/180F 1.5SN BK BX | C.83 |
| 1036350000 | SCDV-THR 3.81/10/180F 1.5SN BK BX | C.83 |
| 1036360000 | SCDV-THR 3.81/12/180F 1.5SN BK BX | C.83 |
| 1036370000 | SCDV-THR 3.81/14/180F 1.5SN BK BX | C.83 |
| 1036380000 | SCDV-THR 3.81/16/180F 1.5SN BK BX | C.83 |
| 1036390000 | SCDV-THR 3.81/18/180F 1.5SN BK BX | C.83 |
| 1036410000 | SCDV-THR 3.81/20/180F 1.5SN BK BX | C.83 |
| 1036420000 | SCDV-THR 3.81/22/180F 1.5SN BK BX | C.83 |
| 1036430000 | SCDV-THR 3.81/24/180F 1.5SN BK BX | C.83 |
| 1036440000 | SCDV-THR 3.81/26/180F 1.5SN BK BX | C.83 |
| 1036450000 | SCDV-THR 3.81/28/180F 1.5SN BK BX | C.83 |
| 1036460000 | SCDV-THR 3.81/30/180F 1.5SN BK BX | C.83 |
| 1036470000 | SCDV-THR 3.81/32/180F 1.5SN BK BX | C.83 |
| 1036480000 | SC-SMT 3.81/02/270G 3.2SN BK BX | C.72 |
| 1036490000 | SC-SMT 3.81/03/270G 3.2SN BK BX | C.72 |
| 1036510000 | SC-SMT 3.81/04/270G 3.2SN BK BX | C.72 |
| 1036520000 | SC-SMT 3.81/05/270G 3.2SN BK BX | C.72 |
| 1036530000 | SC-SMT 3.81/06/270G 3.2SN BK BX | C.72 |
| 1036540000 | SC-SMT 3.81/07/270G 3.2SN BK BX | C.72 |
| 1036550000 | SC-SMT 3.81/08/270G 3.2SN BK BX | C.72 |
| 1036560000 | SC-SMT 3.81/09/270G 3.2SN BK BX | C.72 |
| 1036570000 | SC-SMT 3.81/10/270G 3.2SN BK BX | C.72 |
| 1036580000 | SC-SMT 3.81/11/270G 3.2SN BK BX | C.72 |
| 1036590000 | SC-SMT 3.81/12/270G 3.2SN BK BX | C.72 |
| 1036610000 | SC-SMT 3.81/13/270G 3.2SN BK BX | C.72 |





«ЭЛЕКТРО-ПРОФИ» - http://www.ep.ru

| Order No. | Type | Page |
|---|---|---|
| 1036620000 | SC-SMT 3.81/14/270G 3.2SN BK BX | C.72 |
| 1036630000 | SC-SMT 3.81/15/270G 3.2SN BK BX | C.72 |
| 1036640000 | SC-SMT 3.81/16/270G 3.2SN BK BX | C.72 |
| 1036830000 | SC-SMT 3.81/02/270G 1.5SN BK BX | C.72 |
| 1036840000 | SC-SMT 3.81/03/270G 1.5SN BK BX | C.72 |
| 1036850000 | SC-SMT 3.81/04/270G 1.5SN BK BX | C.72 |
| 1036860000 | SC-SMT 3.81/05/270G 1.5SN BK BX | C.72 |
| 1036870000 | SC-SMT 3.81/06/270G 1.5SN BK BX | C.72 |
| 1036880000 | SC-SMT 3.81/07/270G 1.5SN BK BX | C.72 |
| 1036890000 | SC-SMT 3.81/08/270G 1.5SN BK BX | C.72 |
| 1036910000 | SC-SMT 3.81/09/270G 1.5SN BK BX | C.72 |
| 1036920000 | SC-SMT 3.81/10/270G 1.5SN BK BX | C.72 |
| 1036930000 | SC-SMT 3.81/11/270G 1.5SN BK BX | C.72 |
| 1036940000 | SC-SMT 3.81/12/270G 1.5SN BK BX | C.72 |
| 1036950000 | SC-SMT 3.81/13/270G 1.5SN BK BX | C.72 |
| 1036960000 | SC-SMT 3.81/14/270G 1.5SN BK BX | C.72 |
| 1036970000 | SC-SMT 3.81/15/270G 1.5SN BK BX | C.72 |
| 1036980000 | SC-SMT 3.81/16/270G 1.5SN BK BX | C.72 |
| 1036990000 | SC-SMT 3.81/02/270F 3.2SN BK BX | C.73 |
| 1037010000 | SC-SMT 3.81/03/270F 3.2SN BK BX | C.73 |
| 1037020000 | SC-SMT 3.81/04/270F 3.2SN BK BX | C.73 |
| 1037030000 | SC-SMT 3.81/05/270F 3.2SN BK BX | C.73 |
| 1037040000 | SC-SMT 3.81/06/270F 3.2SN BK BX | C.73 |
| 1037050000 | SC-SMT 3.81/07/270F 3.2SN BK BX | C.73 |
| 1037060000 | SC-SMT 3.81/08/270F 3.2SN BK BX | C.73 |
| 1037070000 | SC-SMT 3.81/09/270F 3.2SN BK BX | C.73 |
| 1037080000 | SC-SMT 3.81/10/270F 3.2SN BK BX | C.73 |
| 1037090000 | SC-SMT 3.81/11/270F 3.2SN BK BX | C.73 |
| 1037110000 | SC-SMT 3.81/12/270F 3.2SN BK BX | C.73 |
| 1037120000 | SC-SMT 3.81/13/270F 3.2SN BK BX | C.73 |
| 1037130000 | SC-SMT 3.81/14/270F 3.2SN BK BX | C.73 |
| 1037140000 | SC-SMT 3.81/15/270F 3.2SN BK BX | C.73 |
| 1037150000 | SC-SMT 3.81/16/270F 3.2SN BK BX | C.73 |
| 1037330000 | SC-SMT 3.81/02/270F 1.5SN BK BX | C.73 |
| 1037340000 | SC-SMT 3.81/03/270F 1.5SN BK BX | C.73 |
| 1037350000 | SC-SMT 3.81/04/270F 1.5SN BK BX | C.73 |
| 1037360000 | SC-SMT 3.81/05/270F 1.5SN BK BX | C.73 |
| 1037370000 | SC-SMT 3.81/06/270F 1.5SN BK BX | C.73 |
| 1037380000 | SC-SMT 3.81/07/270F 1.5SN BK BX | C.73 |
| 1037390000 | SC-SMT 3.81/08/270F 1.5SN BK BX | C.73 |
| 1037400000 | SC-SMT 3.81/09/270F 1.5SN BK BX | C.73 |
| 1037410000 | SC-SMT 3.81/10/270F 1.5SN BK BX | C.73 |
| 1037420000 | SC-SMT 3.81/11/270F 1.5SN BK BX | C.73 |
| 1037440000 | SC-SMT 3.81/12/270F 1.5SN BK BX | C.73 |
| 1037450000 | SC-SMT 3.81/13/270F 1.5SN BK BX | C.73 |
| 1037460000 | SC-SMT 3.81/14/270F 1.5SN BK BX | C.73 |
| 1037470000 | SC-SMT 3.81/15/270F 1.5SN BK BX | C.73 |
| 1037480000 | SC-SMT 3.81/16/270F 1.5SN BK BX | C.73 |
| 1037490000 | SC 3.81/02/270G 3.2SN OR BX | C.90 |
| 1037510000 | SC 3.81/03/270G 3.2SN OR BX | C.90 |
| 1037520000 | SC 3.81/04/270G 3.2SN OR BX | C.90 |
| 1037530000 | SC 3.81/05/270G 3.2SN OR BX | C.90 |
| 1037540000 | SC 3.81/06/270G 3.2SN OR BX | C.90 |
| 1037550000 | SC 3.81/07/270G 3.2SN OR BX | C.90 |
| 1037560000 | SC 3.81/08/270G 3.2SN OR BX | C.90 |
| 1037570000 | SC 3.81/09/270G 3.2SN OR BX | C.90 |
| 1037580000 | SC 3.81/10/270G 3.2SN OR BX | C.90 |
| 1037590000 | SC 3.81/11/270G 3.2SN OR BX | C.90 |
| 1037610000 | SC 3.81/12/270G 3.2SN OR BX | C.90 |
| 1037620000 | SC 3.81/13/270G 3.2SN OR BX | C.90 |
| 1037630000 | SC 3.81/14/270G 3.2SN OR BX | C.90 |
| 1037640000 | SC 3.81/15/270G 3.2SN OR BX | C.90 |
| 1037650000 | SC 3.81/16/270G 3.2SN OR BX | C.90 |
| 1037870000 | SC 3.81/02/270G 3.2SN BK BX | C.90 |
| 1037880000 | SC 3.81/03/270G 3.2SN BK BX | C.90 |
| 1037890000 | SC 3.81/04/270G 3.2SN BK BX | C.90 |
| 1037910000 | SC 3.81/05/270G 3.2SN BK BX | C.90 |
| 1037920000 | SC 3.81/06/270G 3.2SN BK BX | C.90 |
| 1037930000 | SC 3.81/07/270G 3.2SN BK BX | C.90 |
| 1037940000 | SC 3.81/08/270G 3.2SN BK BX | C.90 |
| 1037950000 | SC 3.81/09/270G 3.2SN BK BX | C.90 |
| 1037960000 | SC 3.81/10/270G 3.2SN BK BX | C.90 |
| 1037970000 | SC 3.81/11/270G 3.2SN BK BX | C.90 |
| 1037980000 | SC 3.81/12/270G 3.2SN BK BX | C.90 |
| 1037990000 | SC 3.81/13/270G 3.2SN BK BX | C.90 |
| 1038010000 | SC 3.81/14/270G 3.2SN BK BX | C.90 |
| 1038020000 | SC 3.81/15/270G 3.2SN BK BX | C.90 |
| 1038040000 | SC 3.81/02/270F 3.2SN OR BX | C.91 |
| 1038050000 | SC 3.81/03/270F 3.2SN OR BX | C.91 |
| 1038060000 | SC 3.81/04/270F 3.2SN OR BX | C.91 |
| 1038070000 | SC 3.81/05/270F 3.2SN OR BX | C.91 |
| 1038080000 | SC 3.81/06/270F 3.2SN OR BX | C.91 |
| 1038090000 | SC 3.81/07/270F 3.2SN OR BX | C.91 |
| 1038110000 | SC 3.81/08/270F 3.2SN OR BX | C.91 |
| 1038130000 | SC 3.81/09/270F 3.2SN OR BX | C.91 |
| 1038140000 | SC 3.81/10/270F 3.2SN OR BX | C.91 |
| 1038150000 | SC 3.81/11/270F 3.2SN OR BX | C.91 |
| 1038160000 | SC 3.81/12/270F 3.2SN OR BX | C.91 |
| 1038170000 | SC 3.81/13/270F 3.2SN OR BX | C.91 |
| 1038180000 | SC 3.81/14/270F 3.2SN OR BX | C.91 |
| 1038190000 | SC 3.81/15/270F 3.2SN OR BX | C.91 |
| 1038210000 | SC 3.81/16/270F 3.2SN OR BX | C.91 |
| 1038410000 | SC 3.81/02/270F 3.2SN BK BX | C.91 |
| 1038420000 | SC 3.81/03/270F 3.2SN BK BX | C.91 |
| 1038430000 | SC 3.81/04/270F 3.2SN BK BX | C.91 |
| 1038440000 | SC 3.81/05/270F 3.2SN BK BX | C.91 |
| 1038450000 | SC 3.81/06/270F 3.2SN BK BX | C.91 |
| 1038460000 | SC 3.81/07/270F 3.2SN BK BX | C.91 |
| 1038470000 | SC 3.81/08/270F 3.2SN BK BX | C.91 |
| 1038480000 | SC 3.81/09/270F 3.2SN BK BX | C.91 |
| 1038490000 | SC 3.81/10/270F 3.2SN BK BX | C.91 |
| 1038510000 | SC 3.81/11/270F 3.2SN BK BX | C.91 |
| 1038520000 | SC 3.81/12/270F 3.2SN BK BX | C.91 |
| 1038530000 | SC 3.81/13/270F 3.2SN BK BX | C.91 |
| 1038540000 | SC 3.81/14/270F 3.2SN BK BX | C.91 |
| 1038550000 | SC 3.81/15/270F 3.2SN BK BX | C.91 |
| 1038560000 | SC 3.81/16/270F 3.2SN BK BX | C.91 |
| 1038950000 | SCDN-THR 3.81/04/90G 3.2SN BK BX | C.78 |
| 1038960000 | SCDN-THR 3.81/06/90G 3.2SN BK BX | C.78 |
| 1038970000 | SCDN-THR 3.81/08/90G 3.2SN BK BX | C.78 |
| 1038980000 | SCDN-THR 3.81/10/90G 3.2SN BK BX | C.78 |
| 1038990000 | SCDN-THR 3.81/12/90G 3.2SN BK BX | C.78 |
| 1039010000 | SCDN-THR 3.81/14/90G 3.2SN BK BX | C.78 |
| 1039020000 | SCDN-THR 3.81/16/90G 3.2SN BK BX | C.78 |
| 1039030000 | SCDN-THR 3.81/18/90G 3.2SN BK BX | C.78 |
| 1039040000 | SCDN-THR 3.81/20/90G 3.2SN BK BX | C.78 |
| 1039050000 | SCDN-THR 3.81/22/90G 3.2SN BK BX | C.78 |
| 1039060000 | SCDN-THR 3.81/24/90G 3.2SN BK BX | C.78 |
| 1039070000 | SCDN-THR 3.81/26/90G 3.2SN BK BX | C.78 |
| 1039080000 | SCDN-THR 3.81/28/90G 3.2SN BK BX | C.78 |
| 1039090000 | SCDN-THR 3.81/30/90G 3.2SN BK BX | C.78 |
| 1039100000 | SCDN-THR 3.81/32/90G 3.2SN BK BX | C.78 |
| 1039270000 | SCDN-THR 3.81/04/90G 1.5SN BK BX | C.78 |
| 1039280000 | SCDN-THR 3.81/06/90G 1.5SN BK BX | C.78 |
| 1039290000 | SCDN-THR 3.81/08/90G 1.5SN BK BX | C.78 |
| 1039300000 | SCDN-THR 3.81/10/90G 1.5SN BK BX | C.78 |
| 1039310000 | SCDN-THR 3.81/12/90G 1.5SN BK BX | C.78 |
| 1039320000 | SCDN-THR 3.81/14/90G 1.5SN BK BX | C.78 |
| 1039330000 | SCDN-THR 3.81/16/90G 1.5SN BK BX | C.78 |
| 1039340000 | SCDN-THR 3.81/18/90G 1.5SN BK BX | C.78 |
| 1039350000 | SCDN-THR 3.81/20/90G 1.5SN BK BX | C.78 |
| 1039370000 | SCDN-THR 3.81/22/90G 1.5SN BK BX | C.78 |
| 1039380000 | SCDN-THR 3.81/24/90G 1.5SN BK BX | C.78 |
| 1039390000 | SCDN-THR 3.81/26/90G 1.5SN BK BX | C.78 |
| 1039410000 | SCDN-THR 3.81/28/90G 1.5SN BK BX | C.78 |
| 1039420000 | SCDN-THR 3.81/30/90G 1.5SN BK BX | C.78 |
| 1039430000 | SCDN-THR 3.81/32/90G 1.5SN BK BX | C.78 |
| 1039440000 | SCDN-THR 3.81/04/90F 3.2SN BK BX | C.79 |
| 1039450000 | SCDN-THR 3.81/06/90F 3.2SN BK BX | C.79 |
| 1039460000 | SCDN-THR 3.81/08/90F 3.2SN BK BX | C.79 |
| 1039520000 | SCDN-THR 3.81/10/90F 3.2SN BK BX | C.79 |
| 1039530000 | SCDN-THR 3.81/12/90F 3.2SN BK BX | C.79 |
| 1039540000 | SCDN-THR 3.81/14/90F 3.2SN BK BX | C.79 |
| 1039550000 | SCDN-THR 3.81/16/90F 3.2SN BK BX | C.79 |
| 1039560000 | SCDN-THR 3.81/18/90F 3.2SN BK BX | C.79 |
| 1039570000 | SCDN-THR 3.81/20/90F 3.2SN BK BX | C.79 |
| 1039580000 | SCDN-THR 3.81/22/90F 3.2SN BK BX | C.79 |
| 1039590000 | SCDN-THR 3.81/24/90F 3.2SN BK BX | C.79 |
| 1039610000 | SCDN-THR 3.81/26/90F 3.2SN BK BX | C.79 |
| 1039720000 | SCDN-THR 3.81/28/90F 3.2SN BK BX | C.79 |
| 1039730000 | SCDN-THR 3.81/30/90F 3.2SN BK BX | C.79 |
| 1039740000 | SCDN-THR 3.81/32/90F 3.2SN BK BX | C.79 |

## 1040000000

| Order No. | Type | Page |
|---|---|---|
| 1040070000 | SCDN-THR 3.81/04/90F 1.5SN BK BX | C.79 |
| 1040090000 | SCDN-THR 3.81/06/90F 1.5SN BK BX | C.79 |
| 1040140000 | SCDN-THR 3.81/08/90F 1.5SN BK BX | C.79 |
| 1040150000 | SCDN-THR 3.81/10/90F 1.5SN BK BX | C.79 |
| 1040170000 | SCDN-THR 3.81/12/90F 1.5SN BK BX | C.79 |
| 1040190000 | SCDN-THR 3.81/14/90F 1.5SN BK BX | C.79 |
| 1040230000 | SCDN-THR 3.81/16/90F 1.5SN BK BX | C.79 |
| 1040250000 | SCDN-THR 3.81/18/90F 1.5SN BK BX | C.79 |
| 1040260000 | SCDN-THR 3.81/20/90F 1.5SN BK BX | C.79 |
| 1040270000 | SCDN-THR 3.81/22/90F 1.5SN BK BX | C.79 |
| 1040280000 | SCDN-THR 3.81/24/90F 1.5SN BK BX | C.79 |
| 1040290000 | SCDN-THR 3.81/26/90F 1.5SN BK BX | C.79 |
| 1040300000 | SCDN-THR 3.81/28/90F 1.5SN BK BX | C.79 |
| 1040380000 | SCDN-THR 3.81/30/90F 1.5SN BK BX | C.79 |
| 1040390000 | SCDN-THR 3.81/32/90F 1.5SN BK BX | C.79 |
| 1040410000 | SCDN 3.81/04/90G 3.2SN OR BX | C.96 |
| 1040420000 | SCDN 3.81/06/90G 3.2SN OR BX | C.96 |
| 1040430000 | SCDN 3.81/08/90G 3.2SN OR BX | C.96 |
| 1040440000 | SCDN 3.81/10/90G 3.2SN OR BX | C.96 |
| 1040450000 | SCDN 3.81/12/90G 3.2SN OR BX | C.96 |
| 1040460000 | SCDN 3.81/14/90G 3.2SN OR BX | C.96 |
| 1040470000 | SCDN 3.81/16/90G 3.2SN OR BX | C.96 |
| 1040490000 | SCDN 3.81/18/90G 3.2SN OR BX | C.96 |
| 1040510000 | SCDN 3.81/20/90G 3.2SN OR BX | C.96 |
| 1040520000 | SCDN 3.81/22/90G 3.2SN OR BX | C.96 |
| 1040530000 | SCDN 3.81/24/90G 3.2SN OR BX | C.96 |
| 1040540000 | SCDN 3.81/26/90G 3.2SN OR BX | C.96 |
| 1040550000 | SCDN 3.81/28/90G 3.2SN OR BX | C.96 |
| 1040560000 | SCDN 3.81/30/90G 3.2SN OR BX | C.96 |
| 1040570000 | SCDN 3.81/32/90G 3.2SN OR BX | C.96 |
| 1040790000 | SCDN 3.81/04/90G 3.2SN BK BX | C.96 |
| 1040810000 | SCDN 3.81/06/90G 3.2SN BK BX | C.96 |
| 1040820000 | SCDN 3.81/08/90G 3.2SN BK BX | C.96 |
| 1040830000 | SCDN 3.81/10/90G 3.2SN BK BX | C.96 |
| 1040840000 | SCDN 3.81/12/90G 3.2SN BK BX | C.96 |
| 1040850000 | SCDN 3.81/14/90G 3.2SN BK BX | C.96 |
| 1040860000 | SCDN 3.81/16/90G 3.2SN BK BX | C.96 |
| 1040870000 | SCDN 3.81/18/90G 3.2SN BK BX | C.96 |
| 1040890000 | SCDN 3.81/20/90G 3.2SN BK BX | C.96 |
| 1040900000 | SCDN 3.81/22/90G 3.2SN BK BX | C.96 |
| 1040910000 | SCDN 3.81/24/90G 3.2SN BK BX | C.96 |
| 1040920000 | SCDN 3.81/26/90G 3.2SN BK BX | C.96 |
| 1040930000 | SCDN 3.81/28/90G 3.2SN BK BX | C.96 |
| 1040940000 | SCDN 3.81/30/90G 3.2SN BK BX | C.96 |
| 1040950000 | SCDN 3.81/32/90G 3.2SN BK BX | C.96 |
| 1040960000 | SCDN 3.81/04/90F 3.2 SN OR BX | C.97 |
| 1040970000 | SCDN 3.81/06/90F 3.2SN OR BX | C.97 |
| 1040980000 | SCDN 3.81/08/90F 3.2SN OR BX | C.97 |
| 1040990000 | SCDN 3.81/10/90F 3.2SN OR BX | C.97 |
| 1041000000 | SCDN 3.81/12/90F 3.2SN OR BX | C.97 |
| 1041010000 | SCDN 3.81/14/90F 3.2SN OR BX | C.97 |
| 1041020000 | SCDN 3.81/16/90F 3.2SN OR BX | C.97 |
| 1041030000 | SCDN 3.81/18/90F 3.2SN OR BX | C.97 |
| 1041040000 | SCDN 3.81/20/90F 3.2SN OR BX | C.97 |
| 1041050000 | SCDN 3.81/22/90F 3.2SN OR BX | C.97 |
| 1041060000 | SCDN 3.81/24/90F 3.2SN OR BX | C.97 |
| 1041070000 | SCDN 3.81/26/90F 3.2SN OR BX | C.97 |
| 1041080000 | SCDN 3.81/28/90F 3.2SN OR BX | C.97 |
| 1041090000 | SCDN 3.81/30/90F 3.2SN OR BX | C.97 |
| 1041110000 | SCDN 3.81/32/90F 3.2SN OR BX | C.97 |
| 1041290000 | SCDN 3.81/04/90F 3.2SN BK BX | C.97 |
| 1041310000 | SCDN 3.81/06/90F 3.2SN BK BX | C.97 |
| 1041320000 | SCDN 3.81/08/90F 3.2SN BK BX | C.97 |
| 1041330000 | SCDN 3.81/10/90F 3.2SN BK BX | C.97 |
| 1041340000 | SCDN 3.81/12/90F 3.2SN BK BX | C.97 |
| 1041350000 | SCDN 3.81/14/90F 3.2SN BK BX | C.97 |
| 1041360000 | SCDN 3.81/16/90F 3.2SN BK BX | C.97 |
| 1041370000 | SCDN 3.81/18/90F 3.2SN BK BX | C.97 |
| 1041380000 | SCDN 3.81/20/90F 3.2SN BK BX | C.97 |
| 1041390000 | SCDN 3.81/22/90F 3.2SN BK BX | C.97 |
| 1041430000 | SCDN 3.81/24/90F 3.2SN BK BX | C.97 |
| 1041450000 | SCDN 3.81/26/90F 3.2SN BK BX | C.97 |
| 1041460000 | SCDN 3.81/28/90F 3.2SN BK BX | C.97 |
| 1041470000 | SCDN 3.81/30/90F 3.2SN BK BX | C.97 |
| 1041480000 | SCDN 3.81/32/90F 3.2SN BK BX | C.97 |
| 1043230000 | BLL 7.62HP/02/90 3.2SN BK BX | F.40 |
| 1043240000 | BLL 7.62HP/03/90 3.2SN BK BX | F.40 |
| 1043250000 | BLL 7.62HP/04/90 3.2SN BK BX | F.40 |
| 1043260000 | BLL 7.62HP/05/90 3.2SN BK BX | F.40 |
| 1043270000 | BLL 7.62HP/02/90F 3.2SN BK BX | F.41 |
| 1043280000 | BLL 7.62HP/03/90F 3.2SN BK BX | F.41 |
| 1043290000 | BLL 7.62HP/04/90F 3.2SN BK BX | F.41 |
| 1043300000 | BLL 7.62HP/05/90F 3.2SN BK BX | F.41 |
| 1043350000 | SLZ 7.62HP/02/180G SN BK BX | F.32 |
| 1043360000 | SLZ 7.62HP/03/180G SN BK BX | F.32 |
| 1043370000 | SLZ 7.62HP/04/180G SN BK BX | F.32 |
| 1043380000 | SLZ 7.62HP/05/180G SN BK BX | F.32 |
| 1043430000 | SLZ 7.62HP/02/180F SN BK BX | F.33 |
| 1043440000 | SLZ 7.62HP/03/180F SN BK BX | F.33 |
| 1043450000 | SLZ 7.62HP/04/180F SN BK BX | F.33 |
| 1043460000 | SLZ 7.62HP/05/180F SN BK BX | F.33 |
| 1043510000 | SLZ 7.62HP/02/180LR SN BK BX | F.33 |
| 1043520000 | SLZ 7.62HP/03/180LR SN BK BX | F.33 |
| 1043530000 | SLZ 7.62HP/04/180LR SN BK BX | F.33 |
| 1043540000 | SLZ 7.62HP/05/180LR SN BK BX | F.33 |
| 1043590000 | SLF 7.62HP/02/180G SN BK BX | F.34 |
| 1043600000 | SLF 7.62HP/03/180G SN BK BX | F.34 |
| 1043610000 | SLF 7.62HP/04/180G SN BK BX | F.34 |
| 1043620000 | SLF 7.62HP/05/180G SN BK BX | F.34 |
| 1043670000 | SLF 7.62HP/02/180F SN BK BX | F.35 |
| 1043680000 | SLF 7.62HP/03/180F SN BK BX | F.35 |
| 1043690000 | SLF 7.62HP/04/180F SN BK BX | F.35 |
| 1043700000 | SLF 7.62HP/05/180F SN BK BX | F.35 |
| 1043750000 | SLF 7.62HP/02/180LR SN BK BX | F.35 |
| 1043760000 | SLF 7.62HP/03/180LR SN BK BX | F.35 |
| 1043770000 | SLF 7.62HP/04/180LR SN BK BX | F.35 |
| 1043780000 | SLF 7.62HP/05/180LR SN BK BX | F.35 |
| 1043830000 | BLF 7.62HP/02/180 SN BK BX | F.38 |
| 1043840000 | BLF 7.62HP/03/180 SN BK BX | F.38 |
| 1043850000 | BLF 7.62HP/04/180 SN BK BX | F.38 |
| 1043860000 | BLF 7.62HP/05/180 SN BK BX | F.38 |
| 1043910000 | BLF 7.62HP/02/180F SN BK BX | F.39 |
| 1043920000 | BLF 7.62HP/03/180F SN BK BX | F.39 |
| 1043930000 | BLF 7.62HP/04/180F SN BK BX | F.39 |
| 1043940000 | BLF 7.62HP/05/180F SN BK BX | F.39 |
| 1043990000 | BLF 7.62HP/02/180LR SN BK BX | F.39 |
| 1044000000 | BLF 7.62HP/03/180LR SN BK BX | F.39 |
| 1044010000 | BLF 7.62HP/04/180LR SN BK BX | F.39 |
| 1044020000 | BLF 7.62HP/05/180LR SN BK BX | F.39 |
| 1045390000 | S2LD-THR 3.50/24/90LF 3.2SN BK BX | C.11 |
| 1047120000 | LXXX 15.00/01/90 4.5SN BK BX | E.12 |
| 1047130000 | LXXX 15.00/02/90 4.5SN BK BX | E.12 |
| 1047140000 | LXXX 15.00/03/90 4.5SN BK BX | E.12 |
| 1047150000 | LXXX 15.00/04/90 4.5SN BK BX | E.12 |
| 1047280000 | LXXX 15.00/01/90F 4.5SN BK BX | E.13 |
| 1047290000 | LXXX 15.00/02/90F 4.5SN BK BX | E.13 |
| 1047300000 | LXXX 15.00/03/90F 4.5SN BK BX | E.13 |
| 1047310000 | LXXX 15.00/04/90F 4.5SN BK BX | E.13 |
| 1047440000 | LXXX 15.00/01/90FL 4.5SN BK BX | E.13 |
| 1047450000 | LXXX 15.00/02/90FL 4.5SN BK BX | E.13 |
| 1047460000 | LXXX 15.00/03/90FL 4.5SN BK BX | E.13 |
| 1047470000 | LXXX 15.00/04/90FL 4.5SN BK BX | E.13 |
| 1047600000 | LXXX 15.00/01/90FR 4.5SN BK BX | E.13 |
| 1047610000 | LXXX 15.00/02/90FR 4.5SN BK BX | E.13 |
| 1047620000 | LXXX 15.00/03/90FR 4.5SN BK BX | E.13 |
| 1047630000 | LXXX 15.00/04/90FR 4.5SN BK BX | E.13 |
| 1048350000 | SV 7.62HP/02/180MF 3.5SN BK BX | F.54 |
| 1048370000 | SV 7.62HP/02/270MF 3.5SN BK BX | F.58 |
| 1048390000 | SV 7.62HP/02/90MF 3.5SN BK BX | F.51 |
| 1048410000 | SV 7.62HP/03/180MF2 3.5SN BK BX | F.54 |
| 1048420000 | SV 7.62HP/03/180MF3 3.5SN BK BX | F.55 |
| 1048450000 | SV 7.62HP/03/270MF2 3.5SN BK BX | F.58 |
| 1048460000 | SV 7.62HP/03/270MF3 3.5SN BK BX | F.59 |
| 1048490000 | SV 7.62HP/03/90MF2 3.5SN BK BX | F.51 |
| 1048500000 | SV 7.62HP/03/90MF3 3.5SN BK BX | F.51 |





«ЭЛЕКТРО-ПРОФИ» - http://www.ep.ru

| Order No. | Type | Page |
|---|---|---|
| 1048530000 | SV 7.62HP/04/180MF 3.5SN BK BX | F.55 |
| 1048550000 | SV 7.62HP/04/270MF 3.5SN BK BX | F.59 |
| 1048570000 | SV 7.62HP/04/90MF 3.5SN BK BX | F.51 |
| 1048590000 | SV 7.62HP/05/180MF3 3.5SN BK BX | F.55 |
| 1048600000 | SV 7.62HP/05/180MF4 3.5SN BK BX | F.55 |
| 1048640000 | SV 7.62HP/05/270MF3 3.5SN BK BX | F.59 |
| 1048650000 | SV 7.62HP/05/270MF4 3.5SN BK BX | F.59 |
| 1048680000 | SV 7.62HP/05/90MF3 3.5SN BK BX | F.51 |
| 1048690000 | SV 7.62HP/05/90MF4 3.5SN BK BX | F.51 |
| 1048720000 | SV 7.62HP/06/180MF 3.5SN BK BX | F.55 |
| 1048740000 | SV 7.62HP/06/270MF 3.5SN BK BX | F.59 |
| 1048760000 | SV 7.62HP/06/90MF 3.5SN BK BX | F.51 |
| 1048980000 | SL 7.62HP/05/180G 3.2SN BK BX | F.30 |
| 1048990000 | SL 7.62HP/06/180G 3.2SN BK BX | F.30 |
| 1049000000 | SL 7.62HP/08/180G 3.2SN BK BX | F.30 |
| 1049010000 | BLZ 7.62HP/05/180 SN BK BX | F.36 |
| 1049020000 | BLZ 7.62HP/06/180 SN BK BX | F.36 |
| 1049030000 | BLZ 7.62HP/08/180 SN BK BX | F.36 |

# 1050000000

| | | |
|---|---|---|
| 1059420000 | BLDF 5.08/04/180F SN OR BX | C.233 |
| 1059490000 | SL 7.62HP/06/90G 3.2SN BK BX | F.28 |
| 1059500000 | SL 7.62HP/07/90G 3.2SN BK BX | F.28 |
| 1059510000 | SL 7.62HP/08/90G 3.2SN BK BX | F.28 |
| 1059520000 | SL 7.62HP/09/90G 3.2SN BK BX | F.28 |
| 1059530000 | SL 7.62HP/10/90G 3.2SN BK BX | F.28 |
| 1059550000 | SL 7.62HP/11/90G 3.2SN BK BX | F.28 |
| 1059570000 | SL 7.62HP/12/90G 3.2SN BK BX | F.28 |
| 1059580000 | BLZ 7.62HP/02/180 SN BK BX | F.36 |
| 1059590000 | BLZ 7.62HP/03/180 SN BK BX | F.36 |
| 1059600000 | BLZ 7.62HP/04/180 SN BK BX | F.36 |
| 1059610000 | BLZ 7.62HP/07/180 SN BK BX | F.36 |
| 1059620000 | BLZ 7.62HP/09/180 SN BK BX | F.36 |
| 1059630000 | BLZ 7.62HP/10/180 SN BK BX | F.36 |
| 1059640000 | BLZ 7.62HP/11/180 SN BK BX | F.36 |
| 1059670000 | BLZ 7.62HP/12/180 SN BK BX | F.36 |

# 1060000000

| | | |
|---|---|---|
| 1060390000 | BVF 7.62HP/02/180 SN BK BX | F.86 |
| 1060400000 | BVF 7.62HP/03/180 SN BK BX | F.86 |
| 1060410000 | BVF 7.62HP/04/180 SN BK BX | F.86 |
| 1060420000 | BVF 7.62HP/05/180 SN BK BX | F.86 |
| 1060440000 | BVF 7.62HP/02/180F SN BK BX | F.87 |
| 1060450000 | BVF 7.62HP/03/180F SN BK BX | F.87 |
| 1060470000 | BVF 7.62HP/04/180F SN BK BX | F.87 |
| 1060480000 | BVF 7.62HP/05/180F SN BK BX | F.87 |
| 1060490000 | BVF 7.62HP/06/180F SN BK BX | F.87 |
| 1060500000 | BVF 7.62HP/02/180SF SN BK BX | F.87 |
| 1060510000 | BVF 7.62HP/03/180SF SN BK BX | F.87 |
| 1060520000 | BVF 7.62HP/04/180SF SN BK BX | F.87 |
| 1060530000 | BVF 7.62HP/05/180SF SN BK BX | F.87 |
| 1060540000 | BVF 7.62HP/06/180SF SN BK BX | F.87 |
| 1060550000 | BVF 7.62HP/02/180MF SN BK BX | F.88 |
| 1060570000 | BVF 7.62HP/03/180MF2 SN BK BX | F.88 |
| 1060580000 | BVF 7.62HP/03/180MF3 SN BK BX | F.89 |
| 1060590000 | BVF 7.62HP/04/180MF SN BK BX | F.89 |
| 1060600000 | BVF 7.62HP/05/180MF3 SN BK BX | F.89 |
| 1060610000 | BVF 7.62HP/05/180MF4 SN BK BX | F.89 |
| 1060630000 | BVF 7.62HP/02/180MSF SN BK BX | F.90 |
| 1060640000 | BVF 7.62HP/03/180MSF2 SN BK BX | F.90 |
| 1060650000 | BVF 7.62HP/03/180MSF3 SN BK BX | F.91 |
| 1060670000 | BVF 7.62HP/04/180MSF SN BK BX | F.91 |
| 1060680000 | BVF 7.62HP/05/180MSF3 SN BK BX | F.91 |
| 1060690000 | BVF 7.62HP/05/180MSF4 SN BK BX | F.91 |
| 1060780000 | SL-SMT 3.50/10/90RF 1.5SN BK BX | C.29 |
| 1060810000 | SL-SMT 3.50/03/90RF 1.5SN BK BX | C.29 |
| 1060820000 | SL-SMT 3.50/16/90RF 1.5SN BK BX | C.29 |
| 1060830000 | SVF 7.62HP/02/180G SN BK BX | F.72 |
| 1060840000 | SVF 7.62HP/03/180G SN BK BX | F.72 |
| 1060850000 | SVF 7.62HP/04/180G SN BK BX | F.72 |
| 1060870000 | SVF 7.62HP/05/180G SN BK BX | F.72 |
| 1060880000 | SVF 7.62HP/06/180G SN BK BX | F.72 |
| 1060900000 | SVF 7.62HP/02/180F SN BK BX | F.73 |
| 1060910000 | SVF 7.62HP/03/180F SN BK BX | F.73 |
| 1060920000 | SVF 7.62HP/04/180F SN BK BX | F.73 |
| 1060930000 | SVF 7.62HP/05/180F SN BK BX | F.73 |
| 1060950000 | SVF 7.62HP/02/180SF SN BK BX | F.73 |
| 1060970000 | SVF 7.62HP/03/180SF SN BK BX | F.73 |
| 1060980000 | SVF 7.62HP/04/180SF SN BK BX | F.73 |
| 1061000000 | SVF 7.62HP/05/180SF SN BK BX | F.73 |
| 1061020000 | SVF 7.62HP/02/180MF SN BK BX | F.76 |
| 1061030000 | SVF 7.62HP/03/180MF2 SN BK BX | F.76 |
| 1061040000 | SVF 7.62HP/03/180MF3 SN BK BX | F.77 |
| 1061050000 | SVF 7.62HP/04/180MF SN BK BX | F.77 |
| 1061070000 | SVF 7.62HP/05/180MF3 SN BK BX | F.77 |
| 1061080000 | SVF 7.62HP/05/180MF4 SN BK BX | F.77 |
| 1061110000 | SVF 7.62HP/02/180MSF SN BK BX | F.78 |
| 1061120000 | SVF 7.62HP/03/180MSF2 SN BK BX | F.78 |
| 1061130000 | SVF 7.62HP/03/180MSF3 SN BK BX | F.79 |
| 1061140000 | SVF 7.62HP/04/180MSF SN BK BX | F.79 |
| 1061150000 | SVF 7.62HP/05/180MSF3 SN BK BX | F.79 |
| 1061170000 | SVF 7.62HP/05/180MSF4 SN BK BX | F.79 |
| 1063140000 | SHL-SMT 5.00/03GR 1.5BX | I.29 |
| 1063150000 | SHL-SMT 5.00/04GR 1.5BX | I.29 |
| 1063170000 | SHL-SMT 5.00/03GR 1.5RL | I.29 |
| 1063180000 | SHL-SMT 5.00/04GR 1.5RL | I.29 |
| 1063210000 | SHL-SMT 5.00/03GL 1.5BX | I.28 |
| 1063220000 | SHL-SMT 5.00/04GL 1.5BX | I.28 |
| 1063240000 | SHL-SMT 5.00/03GL 1.5RL | I.29 |
| 1063250000 | SHL-SMT 5.00/04GL 1.5RL | I.29 |
| 1063260000 | BHZ 5.00/02/90LH BK/OR | I.30 |
| 1063270000 | BHZ 5.00/03/90LH BK/OR | I.30 |
| 1063280000 | BHZ 5.00/04/90LH BK/OR | I.30 |
| 1065080000 | BLDF 5.08/05/180F SN OR BX | C.233 |
| 1065090000 | BLDF 5.08/06/180F SN OR BX | C.233 |
| 1065110000 | BLDF 5.08/07/180F SN OR BX | C.233 |
| 1065120000 | BLDF 5.08/08/180F SN OR BX | C.233 |
| 1065130000 | BLDF 5.08/02/180LR SN OR BX | C.233 |
| 1065140000 | BLDF 5.08/03/180LR SN OR BX | C.233 |
| 1065150000 | BLDF 5.08/04/180LR SN OR BX | C.233 |
| 1065160000 | BLDF 5.08/05/180LR SN OR BX | C.233 |
| 1065170000 | BLDF 5.08/06/180LR SN OR BX | C.233 |
| 1065180000 | BLDF 5.08/07/180LR SN OR BX | C.233 |
| 1065190000 | BLDF 5.08/08/180LR SN OR BX | C.233 |
| 1065290000 | S2LD-THR 3.50/08/90G 3.2SN BK BX | C.10 |
| 1065310000 | S2LD-THR 3.50/12/90G 3.2SN BK BX | C.10 |
| 1065320000 | S2LD-THR 3.50/16/90G 3.2SN BK BX | C.10 |
| 1065330000 | S2LD-THR 3.50/20/90G 3.2SN BK BX | C.10 |
| 1065340000 | S2LD-THR 3.50/24/90G 3.2SN BK BX | C.10 |
| 1065350000 | S2LD-THR 3.50/28/90G 3.2SN BK BX | C.10 |
| 1065360000 | S2LD-THR 3.50/32/90G 3.2SN BK BX | C.10 |
| 1065370000 | S2LD-THR 3.50/36/90G 3.2SN BK BX | C.10 |
| 1068510000 | BLZP 5.08/16/90LR SN BK BX | C.211 |
| 1069330000 | BHZ 5.00/02/90LH BK/BK | I.31 |
| 1069340000 | BHZ 5.00/03/90LH BK/BK | I.31 |
| 1069350000 | BHZ 5.00/04/90LH BK/BK | I.31 |
| 1069360000 | BHZ 5.00/02/90LH BK/BL | I.31 |
| 1069370000 | BHZ 5.00/03/90LH BK/BL | I.31 |
| 1069380000 | BHZ 5.00/04/90LH BK/BL | I.31 |
| 1069550000 | SHL-SMT 5.00/02GR 4.2BX | I.29 |
| 1069560000 | SHL-SMT 5.00/03GR 4.2BX | I.29 |
| 1069570000 | SHL-SMT 5.00/04GR 4.2BX | I.29 |
| 1069580000 | SHL-SMT 5.00/02GR 4.2RL | I.29 |
| 1069590000 | SHL-SMT 5.00/03GR 4.2RL | I.29 |
| 1069610000 | SHL-SMT 5.00/04GR 4.2RL | I.29 |
| 1069620000 | SHL-SMT 5.00/02GL 4.2BX | I.28 |
| 1069630000 | SHL-SMT 5.00/03GL 4.2BX | I.28 |
| 1069640000 | SHL-SMT 5.00/04GL 4.2BX | I.28 |
| 1069650000 | SHL-SMT 5.00/02GL 4.2RL | I.29 |
| 1069660000 | SHL-SMT 5.00/03GL 4.2RL | I.29 |
| 1069670000 | SHL-SMT 5.00/04GL 4.2RL | I.29 |
| 1069680000 | SHL-SMT 5.00/02GR 5.9BX | I.29 |
| 1069690000 | SHL-SMT 5.00/03GR 5.9BX | I.29 |
| 1069710000 | SHL-SMT 5.00/04GR 5.9BX | I.29 |
| 1069720000 | SHL-SMT 5.00/02GR 5.9RL | I.29 |
| 1069730000 | SHL-SMT 5.00/03GR 5.9RL | I.29 |
| 1069740000 | SHL-SMT 5.00/04GR 5.9RL | I.29 |
| 1069750000 | SHL-SMT 5.00/02GL 5.9BX | I.28 |
| 1069760000 | SHL-SMT 5.00/03GL 5.9BX | I.28 |
| 1069770000 | SHL-SMT 5.00/04GL 5.9BX | I.28 |
| 1069780000 | SHL-SMT 5.00/02GL 5.9RL | I.29 |
| 1069790000 | SHL-SMT 5.00/03GL 5.9RL | I.29 |
| 1069810000 | SHL-SMT 5.00/04GL 5.9RL | I.29 |

# 1070000000

| | | |
|---|---|---|
| 1071710000 | SCZ 3.81/05/180GZE SN BK BX | C.104 |
| 1071720000 | SCZ 3.81/06/180GZE SN BK BX | C.104 |
| 1071730000 | SCZ 3.81/07/180GZE SN BK BX | C.104 |
| 1071740000 | SCZ 3.81/08/180GZE SN BK BX | C.104 |
| 1071750000 | SCZ 3.81/09/180GZE SN BK BX | C.104 |
| 1071760000 | SCZ 3.81/10/180GZE SN BK BX | C.104 |
| 1071770000 | SCZ 3.81/11/180GZE SN BK BX | C.104 |
| 1071780000 | SCZ 3.81/12/180GZE SN BK BX | C.104 |
| 1071790000 | SCZ 3.81/05/180FZE SN BK BX | C.105 |
| 1071810000 | SCZ 3.81/06/180FZE SN BK BX | C.105 |
| 1071820000 | SCZ 3.81/07/180FZE SN BK BX | C.105 |
| 1071830000 | SCZ 3.81/08/180FZE SN BK BX | C.105 |
| 1071840000 | SCZ 3.81/09/180FZE SN BK BX | C.105 |
| 1071850000 | SCZ 3.81/10/180FZE SN BK BX | C.105 |
| 1071860000 | SCZ 3.81/11/180FZE SN BK BX | C.105 |
| 1071870000 | SCZ 3.81/12/180FZE SN BK BX | C.105 |
| 1071950000 | BCZ 3.81/05/180ZE SN BK BX | C.108 |
| 1071960000 | BCZ 3.81/06/180ZE SN BK BX | C.108 |
| 1071970000 | BCZ 3.81/07/180ZE SN BK BX | C.108 |
| 1071980000 | BCZ 3.81/09/180ZE SN BK BX | C.108 |
| 1072010000 | BCZ 3.81/10/180ZE SN BK BX | C.108 |
| 1072020000 | BCZ 3.81/11/180ZE SN BK BX | C.108 |
| 1072030000 | BCZ 3.81/12/180ZE SN BK BX | C.108 |
| 1072040000 | BCZ 3.81/13/180ZE SN BK BX | C.108 |
| 1072050000 | BCZ 3.81/14/180ZE SN BK BX | C.108 |
| 1072060000 | BCZ 3.81/15/180ZE SN BK BX | C.108 |
| 1072070000 | BCZ 3.81/16/180ZE SN BK BX | C.108 |
| 1072080000 | BCZ 3.81/17/180ZE SN BK BX | C.108 |
| 1072090000 | BCZ 3.81/18/180ZE SN BK BX | C.108 |
| 1072110000 | BCZ 3.81/19/180ZE SN BK BX | C.108 |
| 1072120000 | BCZ 3.81/20/180ZE SN BK BX | C.108 |
| 1072130000 | BCZ 3.81/05/180FZE SN BK BX | C.109 |
| 1072140000 | BCZ 3.81/06/180FZE SN BK BX | C.109 |
| 1072150000 | BCZ 3.81/07/180FZE SN BK BX | C.109 |
| 1072160000 | BCZ 3.81/09/180FZE SN BK BX | C.109 |
| 1072170000 | BCZ 3.81/10/180FZE SN BK BX | C.109 |
| 1072180000 | BCZ 3.81/11/180FZE SN BK BX | C.109 |
| 1072190000 | BCZ 3.81/12/180FZE SN BK BX | C.109 |
| 1072220000 | BCZ 3.81/13/180FZE SN BK BX | C.109 |
| 1072230000 | BCZ 3.81/14/180FZE SN BK BX | C.109 |
| 1072240000 | BCZ 3.81/15/180FZE SN BK BX | C.109 |
| 1072250000 | BCZ 3.81/16/180FZE SN BK BX | C.109 |
| 1072260000 | BCZ 3.81/17/180FZE SN BK BX | C.109 |
| 1072270000 | BCZ 3.81/18/180FZE SN BK BX | C.109 |
| 1072280000 | BCZ 3.81/19/180FZE SN BK BX | C.109 |
| 1072290000 | BCZ 3.81/20/180FZE SN BK BX | C.109 |
| 1072310000 | BCZ 3.81/05/180LRZE SN BK BX | C.109 |
| 1072320000 | BCZ 3.81/06/180LRZE SN BK BX | C.109 |
| 1072330000 | BCZ 3.81/07/180LRZE SN BK BX | C.109 |
| 1072340000 | BCZ 3.81/09/180LRZE SN BK BX | C.109 |
| 1072350000 | BCZ 3.81/10/180LRZE SN BK BX | C.109 |
| 1072360000 | BCZ 3.81/11/180LRZE SN BK BX | C.109 |
| 1072370000 | BCZ 3.81/12/180LRZE SN BK BX | C.109 |
| 1072380000 | BCZ 3.81/13/180LRZE SN BK BX | C.109 |
| 1072390000 | BCZ 3.81/14/180LRZE SN BK BX | C.109 |
| 1072450000 | BCZ 3.81/15/180LRZE SN BK BX | C.109 |
| 1072460000 | BCZ 3.81/16/180LRZE SN BK BX | C.109 |
| 1072470000 | BCZ 3.81/17/180LRZE SN BK BX | C.109 |
| 1072480000 | BCZ 3.81/18/180LRZE SN BK BX | C.109 |
| 1072490000 | BCZ 3.81/19/180LRZE SN BK BX | C.109 |
| 1072510000 | BCZ 3.81/20/180LRZE SN BK BX | C.109 |
| 1073410000 | CH20M6 C TP | I.15 |
| 1073420000 | CH20M22 C TP | I.21 |

# 1080000000

| | | |
|---|---|---|
| 1080320000 | BVF 7.62HP/02/180 BCF/06R SN BK BX | F.102 |
| 1080440000 | BVF 7.62HP/04/180 BCF/06R SN BK BX | F.102 |
| 1080490000 | BVF 7.62HP/03/180 BCF/04R SN BK BX | F.102 |
| 1080510000 | BVF 7.62HP/04/180 BCF/04R SN BK BX | F.102 |
| 1080550000 | BVF 7.62HP/02/180 BCF/04R SN BK BX | F.102 |
| 1080570000 | BVF 7.62HP/03/180 BCF/06R SN BK BX | F.102 |
| 1080630000 | CH20M22 S PSCSC BK | I.20 |
| 1081030000 | BVF 7.62HP/02/180MF BCF/06R SN BK BX | F.103 |
| 1081150000 | BVF 7.62HP/04/180MF4 BCF/04R SN BK BX | F.103 |
| 1081610000 | BVF 7.62HP/02/180MF BCF/04R SN BK BX | F.103 |
| 1081630000 | BVF 7.62HP/03/180MF3 BCF/04R SN BK BX | F.103 |
| 1081660000 | BVF 7.62HP/04/180MSF4 BCF/04R SN BK BX | F.104 |
| 1081720000 | BVF 7.62HP/03/180MF3 BCF/06R SN BK BX | F.103 |
| 1081730000 | BVF 7.62HP/03/180MSF3 BCF/06R SN BK BX | F.104 |
| 1081750000 | BVF 7.62HP/04/180MSF4 BCF/06R SN BK BX | F.104 |
| 1081760000 | BVF 7.62HP/05/180MF4 BCF/06R SN BK BX | F.103 |
| 1081930000 | BVF 7.62HP/02/180MSF BCF/04R SN BK BX | F.104 |
| 1082020000 | BVF 7.62HP/04/180MF4 BCF/06R SN BK BX | F.103 |
| 1082080000 | BVF 7.62HP/02/180MSF BCF/06R SN BK BX | F.104 |
| 1082110000 | BVF 7.62HP/03/180MSF3 BCF/04R SN BK BX | F.104 |
| 1082140000 | BVF 7.62HP/05/180MF4 BCF/04R SN BK BX | F.103 |
| 1082490000 | ESG 6.6/11 BHZ 5.00/02 | I.17 |
| 1082490000 | ESG 6.6/11 BHZ 5.00/02 | I.31 |
| 1082520000 | ESG 6.6/15 BHZ 5.00/03 | I.19 |
| 1082520000 | ESG 6.6/15 BHZ 5.00/03 | I.31 |
| 1082540000 | ESG 6.6/20 BHZ 5.00/04 | I.21 |
| 1082540000 | ESG 6.6/20 BHZ 5.00/04 | I.23 |
| 1082540000 | ESG 6.6/20 BHZ 5.00/04 | I.25 |
| 1082540000 | ESG 6.6/20 BHZ 5.00/04 | I.31 |
| 1087020000 | BLZP 5.08/02/90LR SN BK BX | C.211 |
| 1087030000 | BLZP 5.08/03/90LR SN BK BX | C.211 |
| 1087040000 | BLZP 5.08/04/90LR SN BK BX | C.211 |
| 1087050000 | BLZP 5.08/05/90LR SN BK BX | C.211 |
| 1087060000 | BLZP 5.08/06/90LR SN BK BX | C.211 |
| 1087070000 | BLZP 5.08/07/90LR SN BK BX | C.211 |
| 1087080000 | BLZP 5.08/08/90LR SN BK BX | C.211 |
| 1087100000 | BLZP 5.08/09/90LR SN BK BX | C.211 |
| 1087110000 | BLZP 5.08/10/90LR SN BK BX | C.211 |
| 1087120000 | BLZP 5.08/11/90LR SN BK BX | C.211 |
| 1087130000 | BLZP 5.08/12/90LR SN BK BX | C.211 |
| 1087140000 | BLZP 5.08/13/90LR SN BK BX | C.211 |
| 1087150000 | BLZP 5.08/14/90LR SN BK BX | C.211 |
| 1087160000 | BLZP 5.08/15/90LR SN BK BX | C.211 |
| 1087170000 | BLZP 5.08/17/90LR SN BK BX | C.211 |
| 1087180000 | BLZP 5.08/18/90LR SN BK BX | C.211 |
| 1087190000 | BLZP 5.08/19/90LR SN BK BX | C.211 |
| 1087200000 | BLZP 5.08/20/90LR SN BK BX | C.211 |
| 1087210000 | BLZP 5.08/21/90LR SN BK BX | C.211 |
| 1087220000 | BLZP 5.08/22/90LR SN BK BX | C.211 |
| 1087230000 | BLZP 5.08/23/90LR SN BK BX | C.211 |
| 1087240000 | BLZP 5.08/24/90LR SN BK BX | C.211 |
| 1087250000 | BLZP 5.08/02/90LR SN OR BX | C.211 |
| 1087260000 | BLZP 5.08/03/90LR SN OR BX | C.211 |
| 1087270000 | BLZP 5.08/04/90LR SN OR BX | C.211 |
| 1087280000 | BLZP 5.08/05/90LR SN OR BX | C.211 |
| 1087290000 | BLZP 5.08/06/90LR SN OR BX | C.211 |
| 1087300000 | BLZP 5.08/07/90LR SN OR BX | C.211 |
| 1087310000 | BLZP 5.08/08/90LR SN OR BX | C.211 |
| 1087320000 | BLZP 5.08/09/90LR SN OR BX | C.211 |
| 1087330000 | BLZP 5.08/10/90LR SN OR BX | C.211 |
| 1087340000 | BLZP 5.08/11/90LR SN OR BX | C.211 |
| 1087350000 | BLZP 5.08/12/90LR SN OR BX | C.211 |
| 1087360000 | BLZP 5.08/13/90LR SN OR BX | C.211 |
| 1087370000 | BLZP 5.08/14/90LR SN OR BX | C.211 |
| 1087380000 | BLZP 5.08/15/90LR SN OR BX | C.211 |
| 1087390000 | BLZP 5.08/16/90LR SN OR BX | C.211 |
| 1087400000 | BLZP 5.08/17/90LR SN OR BX | C.211 |
| 1087410000 | BLZP 5.08/18/90LR SN OR BX | C.211 |
| 1087420000 | BLZP 5.08/19/90LR SN OR BX | C.211 |
| 1087430000 | BLZP 5.08/20/90LR SN OR BX | C.211 |
| 1087440000 | BLZP 5.08/21/90LR SN OR BX | C.211 |
| 1087450000 | BLZP 5.08/22/90LR SN OR BX | C.211 |
| 1087460000 | BLZP 5.08/23/90LR SN OR BX | C.211 |
| 1087470000 | BLZP 5.08/24/90LR SN OR BX | C.211 |
| 1089260000 | SV 7.62HP/02/270MF SC/04R SN BK BX | F.101 |
| 1089280000 | SV 7.62HP/02/270MF SC/06R SN BK BX | F.101 |



«ЭЛЕКТРО-ПРОФИ» - http://www.ep.ru

| Order No. | Type | Page |
|---|---|---|
| 1089340000 | SV 7.62HP/02/270MSF SC/04R SN BK BX | F.101 |
| 1089370000 | SV 7.62HP/02/90MF SC/04R SN BK BX | F.99 |
| 1089380000 | SV 7.62HP/02/270MSF SC/06R SN BK BX | F.101 |
| 1089410000 | SV 7.62HP/02/90MF SC/06R SN BK BX | F.99 |
| 1089440000 | SV 7.62HP/03/270MF3 SC/04R SN BK BX | F.101 |
| 1089490000 | SV 7.62HP/03/270MF3 SC/06R SN BK BX | F.101 |
| 1089510000 | SV 7.62HP/02/90MSF SC/04R SN BK BX | F.99 |
| 1089570000 | SV 7.62HP/02/90MSF SC/06R SN BK BX | F.99 |
| 1089610000 | SV 7.62HP/03/270MSF3 SC/04R SN BK BX | F.101 |
| 1089660000 | SV 7.62HP/03/90MF3 SC/04R SN BK BX | F.99 |
| 1089670000 | SV 7.62HP/03/270MSF3 SC/06R SN BK BX | F.101 |
| 1089730000 | SV 7.62HP/03/90MF3 SC/06R SN BK BX | F.99 |
| 1089820000 | SV 7.62HP/04/270MF4 SC/04R SN BK BX | F.101 |
| 1089840000 | SV 7.62HP/02/90G SC/04R SN BK BX | F.98 |
| 1089890000 | SV 7.62HP/03/90MSF3 SC/04R SN BK BX | F.99 |
| 1089910000 | SV 7.62HP/04/270MF4 SC/06R SN BK BX | F.101 |
| 1089920000 | SV 7.62HP/02/90G SC/06R SN BK BX | F.98 |
| 1089970000 | SV 7.62HP/03/90MSF3 SC/06R SN BK BX | F.99 |

# 1090000000

| | | |
|---|---|---|
| 1090040000 | SV 7.62HP/03/90G SC/04R SN BK BX | F.98 |
| 1090060000 | SV 7.62HP/04/270MSF4 SC/04R SN BK BX | F.101 |
| 1090120000 | SV 7.62HP/03/90G SC/06R SN BK BX | F.98 |
| 1090130000 | SV 7.62HP/04/90MF4 SC/04R SN BK BX | F.99 |
| 1090140000 | SV 7.62HP/04/270MSF4 SC/06R SN BK BX | F.101 |
| 1090210000 | SV 7.62HP/04/90MF4 SC/06R SN BK BX | F.99 |
| 1090280000 | SV 7.62HP/04/90G SC/04R SN BK BX | F.98 |
| 1090300000 | SV 7.62HP/05/270MF4 SC/04R SN BK BX | F.101 |
| 1090360000 | SV 7.62HP/04/90G SC/06R SN BK BX | F.98 |
| 1090370000 | SV 7.62HP/04/90MSF4 SC/04R SN BK BX | F.99 |
| 1090380000 | SV 7.62HP/05/270MF4 SC/06R SN BK BX | F.101 |
| 1090450000 | SV 7.62HP/04/90MSF4 SC/06R SN BK BX | F.99 |
| 1090520000 | SV 7.62HP/05/90G SC/04R SN BK BX | F.98 |
| 1090540000 | SV 7.62HP/05/270MSF4 SC/04R SN BK BX | F.101 |
| 1090590000 | SV 7.62HP/05/90G SC/06R SN BK BX | F.98 |
| 1090600000 | SV 7.62HP/05/90MF4 SC/04R SN BK BX | F.99 |
| 1090610000 | SV 7.62HP/05/270MSF4 SC/06R SN BK BX | F.101 |
| 1090670000 | SV 7.62HP/05/90MF4 SC/06R SN BK BX | F.99 |
| 1090770000 | SV 7.62HP/02/270G SC/04R SN BK BX | F.100 |
| 1090830000 | SV 7.62HP/05/90MSF4 SC/04R SN BK BX | F.99 |
| 1090850000 | SV 7.62HP/02/270G SC/06R SN BK BX | F.100 |
| 1090900000 | SV 7.62HP/05/90MSF4 SC/06R SN BK BX | F.99 |
| 1090950000 | SV 7.62HP/03/270G SC/04R SN BK BX | F.100 |
| 1091010000 | SV 7.62HP/03/270G SC/06R SN BK BX | F.100 |
| 1091120000 | SV 7.62HP/04/270G SC/04R SN BK BX | F.100 |
| 1091160000 | SV 7.62HP/04/270G SC/06R SN BK BX | F.100 |
| 1091240000 | SV 7.62HP/05/270G SC/04R SN BK BX | F.100 |
| 1091260000 | SV 7.62HP/05/270G SC/06R SN BK BX | F.100 |
| 1093430000 | BLZ 7.62HP/02/180LR SN BK BX | F.37 |
| 1093440000 | BLZ 7.62HP/03/180LR SN BK BX | F.37 |
| 1093450000 | BLZ 7.62HP/04/180LR SN BK BX | F.37 |
| 1093460000 | BLZ 7.62HP/05/180LR SN BK BX | F.37 |
| 1095640000 | BLL 7.62HP/02/90LF SN BK BX | F.41 |
| 1095650000 | BLL 7.62HP/03/90LF SN BK BX | F.41 |
| 1095660000 | BLL 7.62HP/04/90LF SN BK BX | F.41 |
| 1095670000 | BLL 7.62HP/05/90LF SN BK BX | F.41 |
| 1095920000 | SL 7.62HP/02/90LF 3.2 SN BK BX | F.29 |
| 1095930000 | SL 7.62HP/03/90LF 3.2 SN BK BX | F.29 |
| 1095940000 | SL 7.62HP/04/90LF 3.2 SN BK BX | F.29 |
| 1095950000 | SL 7.62HP/05/90LF 3.2 SN BK BX | F.29 |
| 1095960000 | SL 7.62HP/06/90LF 3.2 SN BK BX | F.29 |
| 1095970000 | SL 7.62HP/07/90LF 3.2 SN BK BX | F.29 |
| 1095980000 | SL 7.62HP/08/90LF 3.2 SN BK BX | F.29 |
| 1095990000 | SL 7.62HP/09/90LF 3.2 SN BK BX | F.29 |
| 1096000000 | SL 7.62HP/10/90LF 3.2 SN BK BX | F.29 |
| 1096010000 | SL 7.62HP/11/90LF 3.2 SN BK BX | F.29 |
| 1096020000 | SL 7.62HP/12/90LF 3.2 SN BK BX | F.29 |

# 1100000000

| | | |
|---|---|---|
| 1104170000 | CH20M12 B BK/BK | I.16 |
| 1104180000 | CH20M12 B BK/OR | I.16 |
| 1104190000 | CH20M12 F BK | I.17 |
| 1104200000 | CH20M12 S PPSC BK | I.16 |
| 1104210000 | CH20M12 S PSCSC BK | I.16 |
| 1104240000 | CH20M12 C BK | I.17 |
| 1104250000 | CH20M12 C TP | I.17 |
| 1104400000 | CH20M45 B BK/BK | I.22 |
| 1104400000 | CH20M45 B BK/BK | I.23 |
| 1104400000 | CH20M45 B BK/BK | I.25 |
| 1104410000 | CH20M45 B BK/OR | I.22 |
| 1104420000 | CH20M45 F BK | I.23 |
| 1104430000 | CH20M45 C BK | I.23 |
| 1104450000 | CH20M22 B BK/OR | I.20 |
| 1105600000 | SK DEMO CH20M22 | I.20 |

# 1110000000

| | | |
|---|---|---|
| 1111630000 | SK DEMO CH20M12 | I.16 |
| 1111640000 | SK DEMO CH20M45 | I.22 |
| 1111720000 | CH20M45 S 2PSC/2PSC BK | I.22 |
| 1118470000 | BVF 7.62HP SH180 4-6 KIT | H.3 |
| 1118480000 | BVF 7.62HP SH150 4-6 KIT | H.3 |
| 1118490000 | BVF 7.62HP SH210 4-6 KIT | H.3 |

# 1120000000

| | | |
|---|---|---|
| 1122070000 | BLL 7.62HP/02/180 3.2SN BK BX | F.42 |
| 1122080000 | BLL 7.62HP/03/180 3.2SN BK BX | F.42 |
| 1122090000 | BLL 7.62HP/04/180 3.2SN BK BX | F.42 |
| 1122100000 | BLL 7.62HP/05/180 3.2SN BK BX | F.42 |
| 1122110000 | BLL 7.62HP/02/180F 3.2SN BK BX | F.43 |
| 1122120000 | BLL 7.62HP/03/180F 3.2SN BK BX | F.43 |
| 1122130000 | BLL 7.62HP/04/180F 3.2SN BK BX | F.43 |
| 1122140000 | BLL 7.62HP/05/180F 3.2SN BK BX | F.43 |
| 1122550000 | SL 7.62HP/02/180G 3.2SN BK BX | F.30 |
| 1122570000 | SL 7.62HP/03/180G 3.2SN BK BX | F.30 |
| 1122580000 | SL 7.62HP/04/180G 3.2SN BK BX | F.30 |
| 1122590000 | SL 7.62HP/07/180G 3.2SN BK BX | F.30 |
| 1122600000 | SL 7.62HP/09/180G 3.2SN BK BX | F.30 |
| 1122610000 | SL 7.62HP/10/180G 3.2SN BK BX | F.30 |
| 1122640000 | SL 7.62HP/11/180G 3.2SN BK BX | F.30 |
| 1122650000 | SL 7.62HP/12/180G 3.2SN BK BX | F.30 |
| 1124250000 | SL 7.62HP/06/90F 3.2 SN BK BX | F.29 |
| 1124270000 | SL 7.62HP/07/90F 3.2 SN BK BX | F.29 |
| 1124280000 | SL 7.62HP/08/90F 3.2 SN BK BX | F.29 |
| 1124290000 | SL 7.62HP/09/90F 3.2 SN BK BX | F.29 |
| 1124300000 | SL 7.62HP/10/90F 3.2 SN BK BX | F.29 |
| 1124310000 | SL 7.62HP/11/90F 3.2 SN BK BX | F.29 |
| 1124320000 | SL 7.62HP/12/90F 3.2 SN BK BX | F.29 |
| 1124750000 | SVF 7.62HP/02/180FI SN BK BX | F.74 |
| 1124760000 | SVF 7.62HP/03/180FI SN BK BX | F.74 |
| 1124770000 | SVF 7.62HP/04/180FI SN BK BX | F.74 |
| 1124780000 | SVF 7.62HP/05/180FI SN BK BX | F.74 |
| 1124810000 | SVF 7.62HP/02/180SFI SN BK BX | F.75 |
| 1124820000 | SVF 7.62HP/03/180SFI SN BK BX | F.75 |
| 1124830000 | SVF 7.62HP/04/180SFI SN BK BX | F.75 |
| 1124840000 | SVF 7.62HP/05/180SFI SN BK BX | F.75 |

# 1130000000

| | | |
|---|---|---|
| 1134080000 | BLL 7.62HP/02/180LF SN BK BX | F.43 |
| 1134090000 | BLL 7.62HP/03/180LF SN BK BX | F.43 |
| 1134110000 | BLL 7.62HP/04/180LF SN BK BX | F.43 |
| 1134120000 | BLL 7.62HP/05/180LF SN BK BX | F.43 |
| 1134310000 | BL 3.50/03/180LR SN OR BX | C.45 |
| 1134320000 | BL 3.50/04/180LR SN OR BX | C.45 |
| 1134330000 | BL 3.50/05/180LR SN OR BX | C.45 |
| 1134340000 | BL 3.50/06/180LR SN OR BX | C.45 |
| 1134350000 | BL 3.50/07/180LR SN OR BX | C.45 |
| 1134360000 | BL 3.50/08/180LR SN OR BX | C.45 |
| 1134370000 | BL 3.50/09/180LR SN OR BX | C.45 |
| 1134380000 | BL 3.50/10/180LR SN OR BX | C.45 |
| 1134390000 | BL 3.50/11/180LR SN OR BX | C.45 |
| 1134400000 | BL 3.50/12/180LR SN OR BX | C.45 |
| 1134410000 | BL 3.50/13/180LR SN OR BX | C.45 |
| 1134420000 | BL 3.50/14/180LR SN OR BX | C.45 |
| 1134430000 | BL 3.50/15/180LR SN OR BX | C.45 |
| 1134440000 | BL 3.50/16/180LR SN OR BX | C.45 |
| 1134450000 | BLZF 3.50/03/180LR SN OR BX | C.49 |
| 1134460000 | BLZF 3.50/04/180LR SN OR BX | C.49 |
| 1134470000 | BLZF 3.50/05/180LR SN OR BX | C.49 |
| 1134480000 | BLZF 3.50/06/180LR SN OR BX | C.49 |
| 1134490000 | BLZF 3.50/07/180LR SN OR BX | C.49 |
| 1134510000 | BLZF 3.50/08/180LR SN OR BX | C.49 |
| 1134520000 | BLZF 3.50/09/180LR SN OR BX | C.49 |
| 1134530000 | BLZF 3.50/10/180LR SN OR BX | C.49 |
| 1134540000 | BLZF 3.50/11/180LR SN OR BX | C.49 |
| 1134550000 | BLZF 3.50/12/180LR SN OR BX | C.49 |
| 1134560000 | BLZF 3.50/13/180LR SN OR BX | C.49 |
| 1134570000 | BLZF 3.50/14/180LR SN OR BX | C.49 |
| 1134580000 | BLZF 3.50/15/180LR SN OR BX | C.49 |
| 1134590000 | BLZF 3.50/16/180LR SN OR BX | C.49 |
| 1137730000 | CH20M45 S 3P/3P BK | I.22 |
| 1137740000 | CH20M45 S 2PSC/3SC BK | I.23 |
| 1137750000 | CH20M45 S 3SC/2PSC BK | I.23 |
| 1137870000 | LHZ-SMT L 1.5SN BK BX | I.15 |
| 1137880000 | LHZ-SMT R 1.5SN BK BX | I.15 |
| 1139790000 | CH20M22 S PPP BK | I.20 |

# 1140000000

| | | |
|---|---|---|
| 1140870000 | SL 7.62HP/02/180F 3.2 SN BK BX | F.31 |
| 1140880000 | SL 7.62HP/03/180F 3.2 SN BK BX | F.31 |
| 1140890000 | SL 7.62HP/04/180F 3.2 SN BK BX | F.31 |
| 1140900000 | SL 7.62HP/05/180F 3.2 SN BK BX | F.31 |
| 1140910000 | SL 7.62HP/06/180F 3.2 SN BK BX | F.31 |
| 1140920000 | SL 7.62HP/07/180F 3.2 SN BK BX | F.31 |
| 1140930000 | SL 7.62HP/08/180F 3.2 SN BK BX | F.31 |
| 1140940000 | SL 7.62HP/09/180F 3.2 SN BK BX | F.31 |
| 1140950000 | SL 7.62HP/10/180F 3.2 SN BK BX | F.31 |
| 1140960000 | SL 7.62HP/11/180F 3.2 SN BK BX | F.31 |
| 1140970000 | SL 7.62HP/12/180F 3.2 SN BK BX | F.31 |
| 1141090000 | SL 7.62HP/02/180LF 3.2 SN BK BX | F.31 |
| 1141100000 | SL 7.62HP/03/180LF 3.2 SN BK BX | F.31 |
| 1141110000 | SL 7.62HP/04/180LF 3.2 SN BK BX | F.31 |
| 1141120000 | SL 7.62HP/05/180LF 3.2 SN BK BX | F.31 |
| 1141130000 | SL 7.62HP/06/180LF 3.2 SN BK BX | F.31 |
| 1141140000 | SL 7.62HP/07/180LF 3.2 SN BK BX | F.31 |
| 1141150000 | SL 7.62HP/08/180LF 3.2 SN BK BX | F.31 |
| 1141160000 | SL 7.62HP/09/180LF 3.2 SN BK BX | F.31 |
| 1141170000 | SL 7.62HP/10/180LF 3.2 SN BK BX | F.31 |
| 1141180000 | SL 7.62HP/11/180LF 3.2 SN BK BX | F.31 |
| 1141190000 | SL 7.62HP/12/180LF 3.2 SN BK BX | F.31 |
| 1146320000 | SL 5.08HC/02/180 3.2SN OR BX | C.192 |
| 1146340000 | SL 5.08HC/03/180 3.2SN OR BX | C.192 |
| 1146380000 | SL 5.08HC/04/180 3.2SN OR BX | C.192 |
| 1146410000 | SL 5.08HC/05/180 3.2SN OR BX | C.192 |
| 1146450000 | SL 5.08HC/06/180 3.2SN OR BX | C.192 |
| 1146470000 | SL 5.08HC/07/180 3.2SN OR BX | C.192 |
| 1146490000 | SL 5.08HC/08/180 3.2SN OR BX | C.192 |
| 1146510000 | SL 5.08HC/09/180 3.2SN OR BX | C.192 |
| 1146530000 | SL 5.08HC/10/180 3.2SN OR BX | C.192 |
| 1146550000 | SL 5.08HC/11/180 3.2SN OR BX | C.192 |
| 1146570000 | SL 5.08HC/12/180 3.2SN OR BX | C.192 |
| 1146580000 | SL 5.08HC/13/180 3.2SN OR BX | C.192 |
| 1146590000 | SL 5.08HC/14/180 3.2SN OR BX | C.192 |
| 1146600000 | SL 5.08HC/15/180 3.2SN OR BX | C.192 |
| 1146610000 | SL 5.08HC/16/180 3.2SN OR BX | C.192 |
| 1146620000 | SL 5.08HC/17/180 3.2SN OR BX | C.192 |
| 1146630000 | SL 5.08HC/18/180 3.2SN OR BX | C.192 |
| 1146640000 | SL 5.08HC/19/180 3.2SN OR BX | C.192 |
| 1146650000 | SL 5.08HC/20/180 3.2SN OR BX | C.192 |
| 1146680000 | SL 5.08HC/21/180 3.2SN OR BX | C.192 |
| 1146690000 | SL 5.08HC/22/180 3.2SN OR BX | C.192 |
| 1146700000 | SL 5.08HC/23/180 3.2SN OR BX | C.192 |
| 1146710000 | SL 5.08HC/24/180 3.2SN OR BX | C.192 |
| 1146720000 | SL 5.08HC/02/90 3.2SN OR BX | C.188 |
| 1146730000 | SL 5.08HC/02/180G 3.2SN OR BX | C.193 |
| 1146740000 | SL 5.08HC/03/90 3.2SN OR BX | C.188 |
| 1146750000 | SL 5.08HC/03/180G 3.2SN OR BX | C.193 |
| 1146770000 | SL 5.08HC/04/90 3.2SN OR BX | C.188 |
| 1146780000 | SL 5.08HC/04/180G 3.2SN OR BX | C.193 |
| 1146790000 | SL 5.08HC/05/90 3.2SN OR BX | C.188 |
| 1146800000 | SL 5.08HC/05/180G 3.2SN OR BX | C.193 |
| 1146810000 | SL 5.08HC/06/90 3.2SN OR BX | C.188 |
| 1146820000 | SL 5.08HC/06/180G 3.2SN OR BX | C.193 |
| 1146830000 | SL 5.08HC/07/90 3.2SN OR BX | C.188 |
| 1146840000 | SL 5.08HC/07/180G 3.2SN OR BX | C.193 |
| 1146850000 | SL 5.08HC/08/90 3.2SN OR BX | C.188 |
| 1146870000 | SL 5.08HC/08/180G 3.2SN OR BX | C.193 |
| 1146880000 | SL 5.08HC/09/90 3.2SN OR BX | C.188 |
| 1146890000 | SL 5.08HC/09/180G 3.2SN OR BX | C.193 |
| 1146900000 | SL 5.08HC/10/90 3.2SN OR BX | C.188 |
| 1146910000 | SL 5.08HC/10/180G 3.2SN OR BX | C.193 |
| 1146920000 | SL 5.08HC/11/90 3.2SN OR BX | C.188 |
| 1146930000 | SL 5.08HC/11/180G 3.2SN OR BX | C.193 |
| 1146940000 | SL 5.08HC/12/90 3.2SN OR BX | C.188 |
| 1146950000 | SL 5.08HC/12/180G 3.2SN OR BX | C.193 |
| 1146970000 | SL 5.08HC/13/90 3.2SN OR BX | C.188 |
| 1146980000 | SL 5.08HC/13/180G 3.2SN OR BX | C.193 |
| 1146990000 | SL 5.08HC/14/90 3.2SN OR BX | C.188 |
| 1147000000 | SL 5.08HC/14/180G 3.2SN OR BX | C.193 |
| 1147010000 | SL 5.08HC/15/90 3.2SN OR BX | C.188 |
| 1147020000 | SL 5.08HC/15/180G 3.2SN OR BX | C.193 |
| 1147030000 | SL 5.08HC/16/90 3.2SN OR BX | C.188 |
| 1147040000 | SL 5.08HC/16/180G 3.2SN OR BX | C.193 |
| 1147050000 | SL 5.08HC/17/90 3.2SN OR BX | C.188 |
| 1147070000 | SL 5.08HC/17/180G 3.2SN OR BX | C.193 |
| 1147080000 | SL 5.08HC/18/90 3.2SN OR BX | C.188 |
| 1147090000 | SL 5.08HC/18/180G 3.2SN OR BX | C.193 |
| 1147100000 | SL 5.08HC/19/90 3.2SN OR BX | C.188 |
| 1147110000 | SL 5.08HC/19/180G 3.2SN OR BX | C.193 |
| 1147120000 | SL 5.08HC/20/90 3.2SN OR BX | C.188 |
| 1147130000 | SL 5.08HC/02/180F 3.2SN OR BX | C.194 |
| 1147140000 | SL 5.08HC/20/180G 3.2SN OR BX | C.193 |
| 1147150000 | SL 5.08HC/21/90 3.2SN OR BX | C.188 |
| 1147170000 | SL 5.08HC/03/180F 3.2SN OR BX | C.194 |
| 1147180000 | SL 5.08HC/21/180G 3.2SN OR BX | C.193 |
| 1147190000 | SL 5.08HC/22/90 3.2SN OR BX | C.188 |
| 1147200000 | SL 5.08HC/04/180F 3.2SN OR BX | C.194 |
| 1147210000 | SL 5.08HC/22/180G 3.2SN OR BX | C.193 |
| 1147220000 | SL 5.08HC/23/90 3.2SN OR BX | C.188 |
| 1147230000 | SL 5.08HC/05/180F 3.2SN OR BX | C.194 |
| 1147240000 | SL 5.08HC/23/180G 3.2SN OR BX | C.193 |
| 1147250000 | SL 5.08HC/24/90 3.2SN OR BX | C.188 |
| 1147260000 | SL 5.08HC/06/180F 3.2SN OR BX | C.194 |
| 1147270000 | SL 5.08HC/24/180G 3.2SN OR BX | C.193 |
| 1147280000 | SL 5.08HC/02/90G 3.2SN OR BX | C.189 |
| 1147290000 | SL 5.08HC/07/180F 3.2SN OR BX | C.194 |
| 1147300000 | SL 5.08HC/02/180B 3.2SN OR BX | C.193 |
| 1147310000 | SL 5.08HC/03/90G 3.2SN OR BX | C.189 |
| 1147320000 | SL 5.08HC/08/180F 3.2SN OR BX | C.194 |
| 1147330000 | SL 5.08HC/03/180B 3.2SN OR BX | C.193 |
| 1147340000 | SL 5.08HC/04/90G 3.2SN OR BX | C.189 |
| 1147350000 | SL 5.08HC/09/180F 3.2SN OR BX | C.194 |
| 1147360000 | SL 5.08HC/04/180B 3.2SN OR BX | C.193 |
| 1147370000 | SL 5.08HC/05/90G 3.2SN OR BX | C.189 |
| 1147380000 | SL 5.08HC/10/180F 3.2SN OR BX | C.194 |
| 1147390000 | SL 5.08HC/05/180B 3.2SN OR BX | C.193 |
| 1147400000 | SL 5.08HC/06/90G 3.2SN OR BX | C.189 |
| 1147410000 | SL 5.08HC/11/180F 3.2SN OR BX | C.194 |
| 1147420000 | SL 5.08HC/07/90G 3.2SN OR BX | C.189 |
| 1147430000 | SL 5.08HC/06/180B 3.2SN OR BX | C.193 |
| 1147440000 | SL 5.08HC/12/180F 3.2SN OR BX | C.194 |
| 1147450000 | SL 5.08HC/08/90G 3.2SN OR BX | C.189 |
| 1147470000 | SL 5.08HC/07/180B 3.2SN OR BX | C.193 |
| 1147480000 | SL 5.08HC/13/180F 3.2SN OR BX | C.194 |
| 1147490000 | SL 5.08HC/09/90G 3.2SN OR BX | C.189 |
| 1147510000 | SL 5.08HC/08/180B 3.2SN OR BX | C.193 |
| 1147520000 | SL 5.08HC/14/180F 3.2SN OR BX | C.194 |
| 1147530000 | SL 5.08HC/10/90G 3.2SN OR BX | C.189 |
| 1147540000 | SL 5.08HC/09/180B 3.2SN OR BX | C.193 |
| 1147550000 | SL 5.08HC/15/180F 3.2SN OR BX | C.194 |
| 1147570000 | SL 5.08HC/11/90G 3.2SN OR BX | C.189 |
| 1147580000 | SL 5.08HC/10/180B 3.2SN OR BX | C.193 |
| 1147590000 | SL 5.08HC/16/180F 3.2SN OR BX | C.194 |
| 1147600000 | SL 5.08HC/12/90G 3.2SN OR BX | C.189 |
| 1147610000 | SL 5.08HC/11/180B 3.2SN OR BX | C.193 |





«ЭЛЕКТРО-ПРОФИ» - http://www.ep.ru

| Order No. | Type | Page |
|---|---|---|
| 1147620000 | SL 5.08HC/17/180F 3.2SN OR BX | C.194 |
| 1147630000 | SL 5.08HC/13/90G 3.2SN OR BX | C.189 |
| 1147640000 | SL 5.08HC/12/180B 3.2SN OR BX | C.193 |
| 1147650000 | SL 5.08HC/18/180F 3.2SN OR BX | C.194 |
| 1147670000 | SL 5.08HC/13/180B 3.2SN OR BX | C.193 |
| 1147680000 | SL 5.08HC/14/90G 3.2SN OR BX | C.189 |
| 1147690000 | SL 5.08HC/19/180F 3.2SN OR BX | C.194 |
| 1147700000 | SL 5.08HC/15/90G 3.2SN OR BX | C.189 |
| 1147710000 | SL 5.08HC/14/180B 3.2SN OR BX | C.193 |
| 1147720000 | SL 5.08HC/20/180F 3.2SN OR BX | C.194 |
| 1147730000 | SL 5.08HC/15/180B 3.2SN OR BX | C.193 |
| 1147740000 | SL 5.08HC/16/90G 3.2SN OR BX | C.189 |
| 1147750000 | SL 5.08HC/21/180F 3.2SN OR BX | C.194 |
| 1147770000 | SL 5.08HC/16/180B 3.2SN OR BX | C.193 |
| 1147780000 | SL 5.08HC/17/90G 3.2SN OR BX | C.189 |
| 1147790000 | SL 5.08HC/22/180F 3.2SN OR BX | C.194 |
| 1147800000 | SL 5.08HC/17/180B 3.2SN OR BX | C.193 |
| 1147810000 | SL 5.08HC/18/90G 3.2SN OR BX | C.189 |
| 1147820000 | SL 5.08HC/23/180F 3.2SN OR BX | C.194 |
| 1147830000 | SL 5.08HC/18/180B 3.2SN OR BX | C.193 |
| 1147840000 | SL 5.08HC/19/90G 3.2SN OR BX | C.189 |
| 1147850000 | SL 5.08HC/24/180F 3.2SN OR BX | C.194 |
| 1147870000 | SL 5.08HC/19/180B 3.2SN OR BX | C.193 |
| 1147880000 | SL 5.08HC/20/90G 3.2SN OR BX | C.189 |
| 1147890000 | SL 5.08HC/02/180LF 3.2SN OR BX | C.195 |
| 1147900000 | SL 5.08HC/20/180B 3.2SN OR BX | C.193 |
| 1147910000 | SL 5.08HC/21/90G 3.2SN OR BX | C.189 |
| 1147920000 | SL 5.08HC/03/180LF 3.2SN OR BX | C.195 |
| 1147930000 | SL 5.08HC/21/180B 3.2SN OR BX | C.193 |
| 1147940000 | SL 5.08HC/22/90G 3.2SN OR BX | C.189 |
| 1147950000 | SL 5.08HC/04/180LF 3.2SN OR BX | C.195 |
| 1147970000 | SL 5.08HC/22/180B 3.2SN OR BX | C.193 |
| 1147980000 | SL 5.08HC/23/90G 3.2SN OR BX | C.189 |
| 1147990000 | SL 5.08HC/05/180LF 3.2SN OR BX | C.195 |
| 1148000000 | SL 5.08HC/24/90G 3.2SN OR BX | C.189 |
| 1148010000 | SL 5.08HC/23/180B 3.2SN OR BX | C.193 |
| 1148020000 | SL 5.08HC/06/180LF 3.2SN OR BX | C.195 |
| 1148030000 | SL 5.08HC/02/90B 3.2SN OR BX | C.189 |
| 1148040000 | SL 5.08HC/24/180B 3.2SN OR BX | C.193 |
| 1148050000 | SL 5.08HC/07/180LF 3.2SN OR BX | C.195 |
| 1148070000 | SL 5.08HC/03/90B 3.2SN OR BX | C.189 |
| 1148080000 | SL 5.08HC/02/180 3.2SN BK BX | C.192 |
| 1148090000 | SL 5.08HC/08/180LF 3.2SN OR BX | C.195 |
| 1148100000 | SL 5.08HC/04/90B 3.2SN OR BX | C.189 |
| 1148110000 | SL 5.08HC/03/180 3.2SN BK BX | C.192 |
| 1148120000 | SL 5.08HC/09/180LF 3.2SN OR BX | C.195 |
| 1148130000 | SL 5.08HC/05/90B 3.2SN OR BX | C.189 |
| 1148140000 | SL 5.08HC/04/180 3.2SN BK BX | C.192 |
| 1148150000 | SL 5.08HC/10/180LF 3.2SN OR BX | C.195 |
| 1148170000 | SL 5.08HC/06/90B 3.2SN OR BX | C.189 |
| 1148180000 | SL 5.08HC/05/180 3.2SN BK BX | C.192 |
| 1148190000 | SL 5.08HC/11/180LF 3.2SN OR BX | C.195 |
| 1148200000 | SL 5.08HC/07/90B 3.2SN OR BX | C.189 |
| 1148210000 | SL 5.08HC/06/180 3.2SN BK BX | C.192 |
| 1148220000 | SL 5.08HC/12/180LF 3.2SN OR BX | C.195 |
| 1148230000 | SL 5.08HC/07/180 3.2SN BK BX | C.192 |
| 1148240000 | SL 5.08HC/13/180LF 3.2SN OR BX | C.195 |
| 1148250000 | SL 5.08HC/08/180 3.2SN BK BX | C.192 |
| 1148260000 | SL 5.08HC/14/180LF 3.2SN OR BX | C.195 |
| 1148270000 | SL 5.08HC/09/180 3.2SN BK BX | C.192 |
| 1148280000 | SL 5.08HC/15/180LF 3.2SN OR BX | C.195 |
| 1148290000 | SL 5.08HC/10/180 3.2SN BK BX | C.192 |
| 1148300000 | SL 5.08HC/16/180LF 3.2SN OR BX | C.195 |
| 1148310000 | SL 5.08HC/11/180 3.2SN BK BX | C.192 |
| 1148320000 | SL 5.08HC/17/180LF 3.2SN OR BX | C.195 |
| 1148330000 | SL 5.08HC/12/180 3.2SN BK BX | C.192 |
| 1148340000 | SL 5.08HC/18/180LF 3.2SN OR BX | C.195 |
| 1148350000 | SL 5.08HC/13/180 3.2SN BK BX | C.192 |
| 1148360000 | SL 5.08HC/19/180LF 3.2SN OR BX | C.195 |
| 1148370000 | SL 5.08HC/14/180 3.2SN BK BX | C.192 |
| 1148380000 | SL 5.08HC/20/180LF 3.2SN OR BX | C.195 |
| 1148390000 | SL 5.08HC/15/180 3.2SN BK BX | C.192 |
| 1148400000 | SL 5.08HC/21/180LF 3.2SN OR BX | C.195 |
| 1148410000 | SL 5.08HC/16/180 3.2SN BK BX | C.192 |
| 1148420000 | SL 5.08HC/22/180LF 3.2SN OR BX | C.195 |
| 1148430000 | SL 5.08HC/17/180 3.2SN BK BX | C.192 |
| 1148440000 | SL 5.08HC/23/180LF 3.2SN OR BX | C.195 |
| 1148450000 | SL 5.08HC/18/180 3.2SN BK BX | C.192 |
| 1148470000 | SL 5.08HC/24/180LF 3.2SN OR BX | C.195 |
| 1148480000 | SL 5.08HC/19/180 3.2SN BK BX | C.192 |
| 1148490000 | SL 5.08HC/02/180F 3.2SN BK BX | C.194 |
| 1148510000 | SL 5.08HC/20/180 3.2SN BK BX | C.192 |
| 1148520000 | SL 5.08HC/03/180F 3.2SN BK BX | C.194 |
| 1148530000 | SL 5.08HC/21/180 3.2SN BK BX | C.192 |
| 1148540000 | SL 5.08HC/04/180F 3.2SN BK BX | C.194 |
| 1148550000 | SL 5.08HC/22/180 3.2SN BK BX | C.192 |
| 1148570000 | SL 5.08HC/05/180F 3.2SN BK BX | C.194 |
| 1148580000 | SL 5.08HC/23/180 3.2SN BK BX | C.192 |
| 1148590000 | SL 5.08HC/06/180F 3.2SN BK BX | C.194 |
| 1148600000 | SL 5.08HC/24/180 3.2SN BK BX | C.192 |
| 1148610000 | SL 5.08HC/02/90F 3.2SN OR BX | C.190 |
| 1148620000 | SL 5.08HC/07/180F 3.2SN BK BX | C.194 |
| 1148630000 | SL 5.08HC/02/180G 3.2SN BK BX | C.193 |
| 1148640000 | SL 5.08HC/03/90F 3.2SN OR BX | C.190 |
| 1148650000 | SL 5.08HC/08/180F 3.2SN BK BX | C.194 |
| 1148670000 | SL 5.08HC/03/180G 3.2SN BK BX | C.193 |
| 1148680000 | SL 5.08HC/04/90F 3.2SN OR BX | C.190 |
| 1148690000 | SL 5.08HC/09/180F 3.2SN BK BX | C.194 |
| 1148700000 | SL 5.08HC/04/180G 3.2SN BK BX | C.193 |
| 1148710000 | SL 5.08HC/05/90F 3.2SN OR BX | C.190 |

| Order No. | Type | Page |
|---|---|---|
| 1148720000 | SL 5.08HC/10/180F 3.2SN BK BX | C.194 |
| 1148730000 | SL 5.08HC/05/180G 3.2SN BK BX | C.193 |
| 1148740000 | SL 5.08HC/06/90F 3.2SN OR BX | C.190 |
| 1148750000 | SL 5.08HC/11/180F 3.2SN BK BX | C.194 |
| 1148770000 | SL 5.08HC/06/180G 3.2SN BK BX | C.193 |
| 1148780000 | SL 5.08HC/07/90F 3.2SN OR BX | C.190 |
| 1148790000 | SL 5.08HC/12/180F 3.2SN BK BX | C.194 |
| 1148800000 | SL 5.08HC/07/180G 3.2SN BK BX | C.193 |
| 1148810000 | SL 5.08HC/08/90F 3.2SN OR BX | C.190 |
| 1148820000 | SL 5.08HC/13/180F 3.2SN BK BX | C.194 |
| 1148830000 | SL 5.08HC/08/180G 3.2SN BK BX | C.193 |
| 1148840000 | SL 5.08HC/09/90F 3.2SN OR BX | C.190 |
| 1148850000 | SL 5.08HC/14/180F 3.2SN BK BX | C.194 |
| 1148870000 | SL 5.08HC/09/180G 3.2SN BK BX | C.193 |
| 1148880000 | SL 5.08HC/10/90F 3.2SN OR BX | C.190 |
| 1148890000 | SL 5.08HC/15/180F 3.2SN BK BX | C.194 |
| 1148900000 | SL 5.08HC/10/180G 3.2SN BK BX | C.193 |
| 1148910000 | SL 5.08HC/11/90F 3.2SN OR BX | C.190 |
| 1148920000 | SL 5.08HC/16/180F 3.2SN BK BX | C.194 |
| 1148930000 | SL 5.08HC/11/180G 3.2SN BK BX | C.193 |
| 1148940000 | SL 5.08HC/12/90F 3.2SN OR BX | C.190 |
| 1148950000 | SL 5.08HC/17/180F 3.2SN BK BX | C.194 |
| 1148970000 | SL 5.08HC/12/180G 3.2SN BK BX | C.193 |
| 1148980000 | SL 5.08HC/13/90F 3.2SN OR BX | C.190 |
| 1148990000 | SL 5.08HC/18/180F 3.2SN BK BX | C.194 |
| 1149000000 | SL 5.08HC/13/180G 3.2SN BK BX | C.193 |
| 1149010000 | SL 5.08HC/14/90F 3.2SN OR BX | C.190 |
| 1149020000 | SL 5.08HC/19/180F 3.2SN BK BX | C.194 |
| 1149030000 | SL 5.08HC/14/180G 3.2SN BK BX | C.193 |
| 1149040000 | SL 5.08HC/15/90F 3.2SN OR BX | C.190 |
| 1149050000 | SL 5.08HC/20/180F 3.2SN BK BX | C.194 |
| 1149070000 | SL 5.08HC/15/180G 3.2SN BK BX | C.193 |
| 1149080000 | SL 5.08HC/16/90F 3.2SN OR BX | C.190 |
| 1149090000 | SL 5.08HC/21/180F 3.2SN BK BX | C.194 |
| 1149100000 | SL 5.08HC/16/180G 3.2SN BK BX | C.193 |
| 1149110000 | SL 5.08HC/17/90F 3.2SN OR BX | C.190 |
| 1149120000 | SL 5.08HC/22/180F 3.2SN BK BX | C.194 |
| 1149130000 | SL 5.08HC/17/180G 3.2SN BK BX | C.193 |
| 1149140000 | SL 5.08HC/18/90F 3.2SN OR BX | C.190 |
| 1149150000 | SL 5.08HC/23/180F 3.2SN BK BX | C.194 |
| 1149170000 | SL 5.08HC/18/180G 3.2SN BK BX | C.193 |
| 1149180000 | SL 5.08HC/19/90F 3.2SN OR BX | C.190 |
| 1149190000 | SL 5.08HC/24/180F 3.2SN BK BX | C.194 |
| 1149200000 | SL 5.08HC/19/180G 3.2SN BK BX | C.193 |
| 1149210000 | SL 5.08HC/20/90F 3.2SN OR BX | C.190 |
| 1149220000 | SL 5.08HC/02/180LF 3.2SN BK BX | C.195 |
| 1149230000 | SL 5.08HC/20/180G 3.2SN BK BX | C.193 |
| 1149240000 | SL 5.08HC/21/90F 3.2SN OR BX | C.190 |
| 1149250000 | SL 5.08HC/03/180LF 3.2SN BK BX | C.195 |
| 1149270000 | SL 5.08HC/21/180G 3.2SN BK BX | C.193 |
| 1149280000 | SL 5.08HC/22/90F 3.2SN OR BX | C.190 |
| 1149290000 | SL 5.08HC/04/180LF 3.2SN BK BX | C.195 |
| 1149300000 | SL 5.08HC/22/180G 3.2SN BK BX | C.193 |
| 1149310000 | SL 5.08HC/23/90F 3.2SN OR BX | C.190 |
| 1149320000 | SL 5.08HC/05/180LF 3.2SN BK BX | C.195 |
| 1149330000 | SL 5.08HC/23/180G 3.2SN BK BX | C.193 |
| 1149340000 | SL 5.08HC/24/90F 3.2SN OR BX | C.190 |
| 1149350000 | SL 5.08HC/06/180LF 3.2SN BK BX | C.195 |
| 1149370000 | SL 5.08HC/24/180G 3.2SN BK BX | C.193 |
| 1149380000 | SL 5.08HC/02/90LF 3.2SN OR BX | C.191 |
| 1149390000 | SL 5.08HC/07/180LF 3.2SN BK BX | C.195 |
| 1149400000 | SL 5.08HC/02/180B 3.2SN BK BX | C.193 |
| 1149410000 | SL 5.08HC/03/90LF 3.2SN OR BX | C.191 |
| 1149420000 | SL 5.08HC/08/180LF 3.2SN BK BX | C.195 |
| 1149430000 | SL 5.08HC/03/180B 3.2SN BK BX | C.193 |
| 1149440000 | SL 5.08HC/04/90LF 3.2SN OR BX | C.191 |
| 1149450000 | SL 5.08HC/09/180LF 3.2SN BK BX | C.195 |
| 1149470000 | SL 5.08HC/04/180B 3.2SN BK BX | C.193 |
| 1149480000 | SL 5.08HC/05/90LF 3.2SN OR BX | C.191 |
| 1149490000 | SL 5.08HC/10/180LF 3.2SN BK BX | C.195 |
| 1149500000 | SL 5.08HC/05/180B 3.2SN BK BX | C.193 |
| 1149510000 | SL 5.08HC/06/90LF 3.2SN OR BX | C.191 |
| 1149520000 | SL 5.08HC/11/180LF 3.2SN BK BX | C.195 |
| 1149530000 | SL 5.08HC/06/180B 3.2SN BK BX | C.193 |
| 1149540000 | SL 5.08HC/07/90LF 3.2SN OR BX | C.191 |
| 1149550000 | SL 5.08HC/12/180LF 3.2SN BK BX | C.195 |
| 1149570000 | SL 5.08HC/07/180B 3.2SN BK BX | C.193 |
| 1149580000 | SL 5.08HC/08/90LF 3.2SN OR BX | C.191 |
| 1149590000 | SL 5.08HC/13/180LF 3.2SN BK BX | C.195 |
| 1149600000 | SL 5.08HC/08/180B 3.2SN BK BX | C.193 |
| 1149610000 | SL 5.08HC/09/90LF 3.2SN OR BX | C.191 |
| 1149620000 | SL 5.08HC/14/180LF 3.2SN BK BX | C.195 |
| 1149630000 | SL 5.08HC/09/180B 3.2SN BK BX | C.193 |
| 1149640000 | SL 5.08HC/10/90LF 3.2SN OR BX | C.191 |
| 1149650000 | SL 5.08HC/15/180LF 3.2SN BK BX | C.195 |
| 1149670000 | SL 5.08HC/10/180B 3.2SN BK BX | C.193 |
| 1149680000 | SL 5.08HC/11/90LF 3.2SN OR BX | C.191 |
| 1149690000 | SL 5.08HC/16/180LF 3.2SN BK BX | C.195 |
| 1149700000 | SL 5.08HC/11/180B 3.2SN BK BX | C.193 |
| 1149710000 | SL 5.08HC/12/90LF 3.2SN OR BX | C.191 |
| 1149720000 | SL 5.08HC/17/180LF 3.2SN BK BX | C.195 |
| 1149730000 | SL 5.08HC/12/180B 3.2SN BK BX | C.193 |
| 1149740000 | SL 5.08HC/13/90LF 3.2SN OR BX | C.191 |
| 1149750000 | SL 5.08HC/18/180LF 3.2SN BK BX | C.195 |
| 1149770000 | SL 5.08HC/13/180B 3.2SN BK BX | C.193 |
| 1149780000 | SL 5.08HC/14/90LF 3.2SN OR BX | C.191 |
| 1149790000 | SL 5.08HC/19/180LF 3.2SN BK BX | C.195 |
| 1149800000 | SL 5.08HC/14/180B 3.2SN BK BX | C.193 |
| 1149810000 | SL 5.08HC/15/90LF 3.2SN OR BX | C.191 |
| 1149820000 | SL 5.08HC/20/180LF 3.2SN BK BX | C.195 |

| Order No. | Type | Page |
|---|---|---|
| 1149830000 | SL 5.08HC/15/180B 3.2SN BK BX | C.193 |
| 1149840000 | SL 5.08HC/16/90LF 3.2SN OR BX | C.191 |
| 1149850000 | SL 5.08HC/21/180LF 3.2SN BK BX | C.195 |
| 1149870000 | SL 5.08HC/16/180B 3.2SN BK BX | C.193 |
| 1149880000 | SL 5.08HC/17/90LF 3.2SN OR BX | C.191 |
| 1149890000 | SL 5.08HC/22/180LF 3.2SN BK BX | C.195 |
| 1149900000 | SL 5.08HC/17/180B 3.2SN BK BX | C.193 |
| 1149910000 | SL 5.08HC/18/90LF 3.2SN OR BX | C.191 |
| 1149920000 | SL 5.08HC/23/180LF 3.2SN BK BX | C.195 |
| 1149930000 | SL 5.08HC/18/180B 3.2SN BK BX | C.193 |
| 1149940000 | SL 5.08HC/19/90LF 3.2SN OR BX | C.191 |
| 1149950000 | SL 5.08HC/24/180LF 3.2SN BK BX | C.195 |
| 1149970000 | SL 5.08HC/19/180B 3.2SN BK BX | C.193 |
| 1149980000 | SL 5.08HC/20/90LF 3.2SN OR BX | C.191 |
| 1149990000 | SL 5.08HC/20/180B 3.2SN BK BX | C.193 |

## 1150000000

| | | |
|---|---|---|
| 1150000000 | SL 5.08HC/21/90LF 3.2SN OR BX | C.191 |
| 1150010000 | SL 5.08HC/21/180B 3.2SN BK BX | C.193 |
| 1150020000 | SL 5.08HC/22/90LF 3.2SN OR BX | C.191 |
| 1150030000 | SL 5.08HC/22/180B 3.2SN BK BX | C.193 |
| 1150040000 | SL 5.08HC/23/90LF 3.2SN OR BX | C.191 |
| 1150050000 | SL 5.08HC/23/180B 3.2SN BK BX | C.193 |
| 1150070000 | SL 5.08HC/24/90LF 3.2SN OR BX | C.191 |
| 1150080000 | SL 5.08HC/24/180B 3.2SN BK BX | C.193 |
| 1150090000 | SL 5.08HC/02/90F 3.2SN BK BX | C.190 |
| 1150100000 | SL 5.08HC/03/90F 3.2SN BK BX | C.190 |
| 1150110000 | SL 5.08HC/04/90F 3.2SN BK BX | C.190 |
| 1150120000 | SL 5.08HC/05/90F 3.2SN BK BX | C.190 |
| 1150130000 | SL 5.08HC/06/90F 3.2SN BK BX | C.190 |
| 1150140000 | SL 5.08HC/07/90F 3.2SN BK BX | C.190 |
| 1150150000 | SL 5.08HC/08/90F 3.2SN BK BX | C.190 |
| 1150170000 | SL 5.08HC/09/90F 3.2SN BK BX | C.190 |
| 1150180000 | SL 5.08HC/10/90F 3.2SN BK BX | C.190 |
| 1150190000 | SL 5.08HC/11/90F 3.2SN BK BX | C.190 |
| 1150200000 | SL 5.08HC/12/90F 3.2SN BK BX | C.190 |
| 1150210000 | SL 5.08HC/13/90F 3.2SN BK BX | C.190 |
| 1150220000 | SL 5.08HC/14/90F 3.2SN BK BX | C.190 |
| 1150230000 | SL 5.08HC/15/90F 3.2SN BK BX | C.190 |
| 1150240000 | SL 5.08HC/16/90F 3.2SN BK BX | C.190 |
| 1150250000 | SL 5.08HC/17/90F 3.2SN BK BX | C.190 |
| 1150270000 | SL 5.08HC/18/90F 3.2SN BK BX | C.190 |
| 1150280000 | SL 5.08HC/19/90F 3.2SN BK BX | C.190 |
| 1150290000 | SL 5.08HC/20/90F 3.2SN BK BX | C.190 |
| 1150300000 | SL 5.08HC/21/90F 3.2SN BK BX | C.190 |
| 1150310000 | SL 5.08HC/22/90F 3.2SN BK BX | C.190 |
| 1150320000 | SL 5.08HC/23/90F 3.2SN BK BX | C.190 |
| 1150330000 | SL 5.08HC/24/90F 3.2SN BK BX | C.190 |
| 1150340000 | SL 5.08HC/02/90LF 3.2SN BK BX | C.191 |
| 1150350000 | SL 5.08HC/03/90LF 3.2SN BK BX | C.191 |
| 1150370000 | SL 5.08HC/04/90LF 3.2SN BK BX | C.191 |
| 1150380000 | SL 5.08HC/05/90LF 3.2SN BK BX | C.191 |
| 1150390000 | SL 5.08HC/06/90LF 3.2SN BK BX | C.191 |
| 1150400000 | SL 5.08HC/07/90LF 3.2SN BK BX | C.191 |
| 1150410000 | SL 5.08HC/08/90LF 3.2SN BK BX | C.191 |
| 1150420000 | SL 5.08HC/09/90LF 3.2SN BK BX | C.191 |
| 1150430000 | SL 5.08HC/10/90LF 3.2SN BK BX | C.191 |
| 1150440000 | SL 5.08HC/11/90LF 3.2SN BK BX | C.191 |
| 1150450000 | SL 5.08HC/12/90LF 3.2SN BK BX | C.191 |
| 1150470000 | SL 5.08HC/13/90LF 3.2SN BK BX | C.191 |
| 1150480000 | SL 5.08HC/14/90LF 3.2SN BK BX | C.191 |
| 1150490000 | SL 5.08HC/15/90LF 3.2SN BK BX | C.191 |
| 1150500000 | SL 5.08HC/16/90LF 3.2SN BK BX | C.191 |
| 1150510000 | SL 5.08HC/17/90LF 3.2SN BK BX | C.191 |
| 1150520000 | SL 5.08HC/18/90LF 3.2SN BK BX | C.191 |
| 1150530000 | SL 5.08HC/19/90LF 3.2SN BK BX | C.191 |
| 1150540000 | SL 5.08HC/20/90LF 3.2SN BK BX | C.191 |
| 1150550000 | SL 5.08HC/21/90LF 3.2SN BK BX | C.191 |
| 1150570000 | SL 5.08HC/22/90LF 3.2SN BK BX | C.191 |
| 1150580000 | SL 5.08HC/23/90LF 3.2SN BK BX | C.191 |
| 1150590000 | SL 5.08HC/24/90LF 3.2SN BK BX | C.191 |
| 1154830000 | SL 5.08HC/08/90B 3.2SN OR BX | C.189 |
| 1154840000 | SL 5.08HC/09/90B 3.2SN OR BX | C.189 |
| 1154850000 | SL 5.08HC/10/90B 3.2SN OR BX | C.189 |
| 1154870000 | SL 5.08HC/11/90B 3.2SN OR BX | C.189 |
| 1154880000 | SL 5.08HC/12/90B 3.2SN OR BX | C.189 |
| 1154890000 | SL 5.08HC/13/90B 3.2SN OR BX | C.189 |
| 1154900000 | SL 5.08HC/14/90B 3.2SN OR BX | C.189 |
| 1154910000 | SL 5.08HC/15/90B 3.2SN OR BX | C.189 |
| 1154920000 | SL 5.08HC/16/90B 3.2SN OR BX | C.189 |
| 1154930000 | SL 5.08HC/17/90B 3.2SN OR BX | C.189 |
| 1154940000 | SL 5.08HC/18/90B 3.2SN OR BX | C.189 |
| 1154950000 | SL 5.08HC/19/90B 3.2SN OR BX | C.189 |
| 1154970000 | SL 5.08HC/20/90B 3.2SN OR BX | C.189 |
| 1154980000 | SL 5.08HC/21/90B 3.2SN OR BX | C.189 |
| 1154990000 | SL 5.08HC/22/90B 3.2SN OR BX | C.189 |
| 1155010000 | SL 5.08HC/23/90B 3.2SN OR BX | C.189 |
| 1155020000 | SL 5.08HC/24/90B 3.2SN OR BX | C.189 |
| 1155030000 | SL 5.08HC/02/90 3.2SN BK BX | C.188 |
| 1155040000 | SL 5.08HC/03/90 3.2SN BK BX | C.188 |
| 1155050000 | SL 5.08HC/04/90 3.2SN BK BX | C.188 |
| 1155060000 | SL 5.08HC/05/90 3.2SN BK BX | C.188 |
| 1155070000 | SL 5.08HC/06/90 3.2SN BK BX | C.188 |
| 1155080000 | SL 5.08HC/07/90 3.2SN BK BX | C.188 |
| 1155090000 | SL 5.08HC/08/90 3.2SN BK BX | C.188 |
| 1155100000 | SL 5.08HC/09/90 3.2SN BK BX | C.188 |
| 1155130000 | SL 5.08HC/10/90 3.2SN BK BX | C.188 |
| 1155140000 | SL 5.08HC/11/90 3.2SN BK BX | C.188 |
| 1155150000 | SL 5.08HC/12/90 3.2SN BK BX | C.188 |





«ЭЛЕКТРО-ПРОФИ» - http://www.ep.ru

| Order No. | Type | Page |
|---|---|---|
| 1155170000 | SL 5.08HC/13/90 3.2SN BK BX | C.188 |
| 1155180000 | SL 5.08HC/14/90 3.2SN BK BX | C.188 |
| 1155190000 | SL 5.08HC/15/90 3.2SN BK BX | C.188 |
| 1155200000 | SL 5.08HC/16/90 3.2SN BK BX | C.188 |
| 1155230000 | SL 5.08HC/17/90 3.2SN BK BX | C.188 |
| 1155240000 | SL 5.08HC/18/90 3.2SN BK BX | C.188 |
| 1155250000 | SL 5.08HC/19/90 3.2SN BK BX | C.188 |
| 1155270000 | SL 5.08HC/20/90 3.2SN BK BX | C.188 |
| 1155280000 | SL 5.08HC/21/90 3.2SN BK BX | C.188 |
| 1155290000 | SL 5.08HC/22/90 3.2SN BK BX | C.188 |
| 1155300000 | SL 5.08HC/23/90 3.2SN BK BX | C.188 |
| 1155310000 | SL 5.08HC/24/90 3.2SN BK BX | C.188 |
| 1155320000 | SL 5.08HC/02/90G 3.2SN BK BX | C.189 |
| 1155330000 | SL 5.08HC/03/90G 3.2SN BK BX | C.189 |
| 1155340000 | SL 5.08HC/04/90G 3.2SN BK BX | C.189 |
| 1155350000 | SL 5.08HC/05/90G 3.2SN BK BX | C.189 |
| 1155370000 | SL 5.08HC/06/90G 3.2SN BK BX | C.189 |
| 1155380000 | SL 5.08HC/07/90G 3.2SN BK BX | C.189 |
| 1155390000 | SL 5.08HC/08/90G 3.2SN BK BX | C.189 |
| 1155400000 | SL 5.08HC/09/90G 3.2SN BK BX | C.189 |
| 1155410000 | SL 5.08HC/10/90G 3.2SN BK BX | C.189 |
| 1155420000 | SL 5.08HC/11/90G 3.2SN BK BX | C.189 |
| 1155430000 | SL 5.08HC/12/90G 3.2SN BK BX | C.189 |
| 1155440000 | SL 5.08HC/13/90G 3.2SN BK BX | C.189 |
| 1155450000 | SL 5.08HC/14/90G 3.2SN BK BX | C.189 |
| 1155470000 | SL 5.08HC/15/90G 3.2SN BK BX | C.189 |
| 1155480000 | SL 5.08HC/16/90G 3.2SN BK BX | C.189 |
| 1155490000 | SL 5.08HC/17/90G 3.2SN BK BX | C.189 |
| 1155500000 | SL 5.08HC/18/90G 3.2SN BK BX | C.189 |
| 1155510000 | SL 5.08HC/19/90G 3.2SN BK BX | C.189 |
| 1155520000 | SL 5.08HC/20/90G 3.2SN BK BX | C.189 |
| 1155530000 | SL 5.08HC/21/90G 3.2SN BK BX | C.189 |
| 1155540000 | SL 5.08HC/22/90G 3.2SN BK BX | C.189 |
| 1155550000 | SL 5.08HC/23/90G 3.2SN BK BX | C.189 |
| 1155570000 | SL 5.08HC/24/90G 3.2SN BK BX | C.189 |
| 1155580000 | SL 5.08HC/02/90B 3.2SN BK BX | C.189 |
| 1155590000 | SL 5.08HC/03/90B 3.2SN BK BX | C.189 |
| 1155600000 | SL 5.08HC/04/90B 3.2SN BK BX | C.189 |
| 1155610000 | SL 5.08HC/05/90B 3.2SN BK BX | C.189 |
| 1155620000 | SL 5.08HC/06/90B 3.2SN BK BX | C.189 |
| 1155630000 | SL 5.08HC/07/90B 3.2SN BK BX | C.189 |
| 1155640000 | SL 5.08HC/08/90B 3.2SN BK BX | C.189 |
| 1155650000 | SL 5.08HC/09/90B 3.2SN BK BX | C.189 |
| 1155670000 | SL 5.08HC/10/90B 3.2SN BK BX | C.189 |
| 1155680000 | SL 5.08HC/11/90B 3.2SN BK BX | C.189 |
| 1155690000 | SL 5.08HC/12/90B 3.2SN BK BX | C.189 |
| 1155700000 | SL 5.08HC/13/90B 3.2SN BK BX | C.189 |
| 1155710000 | SL 5.08HC/14/90B 3.2SN BK BX | C.189 |
| 1155720000 | SL 5.08HC/15/90B 3.2SN BK BX | C.189 |
| 1155730000 | SL 5.08HC/16/90B 3.2SN BK BX | C.189 |
| 1155740000 | SL 5.08HC/17/90B 3.2SN BK BX | C.189 |
| 1155750000 | SL 5.08HC/18/90B 3.2SN BK BX | C.189 |
| 1155770000 | SL 5.08HC/19/90B 3.2SN BK BX | C.189 |
| 1155780000 | SL 5.08HC/20/90B 3.2SN BK BX | C.189 |
| 1155790000 | SL 5.08HC/21/90B 3.2SN BK BX | C.189 |
| 1155800000 | SL 5.08HC/22/90B 3.2SN BK BX | C.189 |
| 1155810000 | SL 5.08HC/23/90B 3.2SN BK BX | C.189 |
| 1155820000 | SL 5.08HC/24/90B 3.2SN BK BX | C.189 |
| 1155840000 | SR-SMD 4.50/05/90 AU BK BX | I.32 |
| 1155870000 | SR-SMD 4.50/05/90LFM 3.2AU BK BX | I.33 |
| 1155890000 | SR-SMD 4.50/05/90LF 1.5AU BK BX | I.33 |
| 1155940000 | PF RS 122 OR 2000MM | I.57 |
| 1156120000 | SV 7.62HP/02/270MF SC/08R SN BK BX | F.101 |
| 1156130000 | SV 7.62HP/02/270MSF SC/08R SN BK BX | F.101 |
| 1156140000 | SV 7.62HP/03/270MF2 SC/04R SN BK BX | F.101 |
| 1156150000 | SV 7.62HP/03/270MF2 SC/06R SN BK BX | F.101 |
| 1156170000 | SV 7.62HP/03/270MF2 SC/08R SN BK BX | F.101 |
| 1156180000 | SV 7.62HP/03/270MF3 SC/08R SN BK BX | F.101 |
| 1156190000 | SV 7.62HP/03/270MSF2 SC/04R SN BK BX | F.101 |
| 1156200000 | SV 7.62HP/03/270MSF2 SC/06R SN BK BX | F.101 |
| 1156210000 | SV 7.62HP/03/270MSF2 SC/08R SN BK BX | F.101 |
| 1156220000 | SV 7.62HP/03/270MSF3 SC/08R SN BK BX | F.101 |
| 1156230000 | SV 7.62HP/03/90MF2 SC/04R SN BK BX | F.99 |
| 1156240000 | SV 7.62HP/03/90MF2 SC/06R SN BK BX | F.99 |
| 1156250000 | SV 7.62HP/03/90MSF2 SC/04R SN BK BX | F.99 |
| 1156270000 | SV 7.62HP/03/90MSF2 SC/06R SN BK BX | F.99 |
| 1156280000 | SV 7.62HP/04/270MF4 SC/08R SN BK BX | F.101 |
| 1156290000 | SV 7.62HP/04/270MSF4 SC/08R SN BK BX | F.101 |
| 1156300000 | SV 7.62HP/05/270MF3 SC/04R SN BK BX | F.101 |
| 1156310000 | SV 7.62HP/05/270MF3 SC/06R SN BK BX | F.101 |
| 1156320000 | SV 7.62HP/05/270MF3 SC/08R SN BK BX | F.101 |
| 1156340000 | SV 7.62HP/05/270MF4 SC/08R SN BK BX | F.101 |
| 1156370000 | SV 7.62HP/05/270MSF3 SC/04R SN BK BX | F.101 |
| 1156390000 | SV 7.62HP/05/270MSF3 SC/06R SN BK BX | F.101 |
| 1156410000 | SV 7.62HP/05/270MSF3 SC/08R SN BK BX | F.101 |
| 1156430000 | SV 7.62HP/05/270MSF4 SC/08R SN BK BX | F.101 |
| 1156440000 | BVF 7.62HP/02/180 BCF/08R SN BK BX | F.102 |
| 1156450000 | BVF 7.62HP/03/180 BCF/08R SN BK BX | F.102 |
| 1156470000 | BVF 7.62HP/04/180 BCF/08R SN BK BX | F.102 |
| 1156480000 | BVF 7.62HP/05/180 BCF/08R SN BK BX | F.102 |
| 1156490000 | SV 7.62IT/02/270MF 3.5 SN BK BX | F.14 |
| 1156500000 | SV 7.62IT/03/270MF2 3.5 SN BK BX | F.14 |
| 1156510000 | SV 7.62IT/03/270MF3 3.5 SN BK BX | F.15 |
| 1156520000 | SV 7.62IT/04/270MF2 3.5 SN BK BX | F.14 |
| 1156530000 | SV 7.62IT/04/270MF4 3.5 SN BK BX | F.15 |
| 1156540000 | SV 7.62IT/02/90MF 3.5 SN BK BX | F.12 |
| 1156550000 | SV 7.62IT/03/90MF2 3.5 SN BK BX | F.12 |
| 1156570000 | SV 7.62IT/03/90MF3 3.5 SN BK BX | F.13 |
| 1156580000 | SV 7.62IT/04/90MF2 3.5 SN BK BX | F.12 |
| 1156590000 | SV 7.62IT/04/90MF4 3.5 SN BK BX | F.13 |
| 1156600000 | BUZ 10.16IT/02/180MF AG BK BX | F.22 |
| 1156610000 | BUZ 10.16IT/03/180MF2 AG BK BX | F.22 |
| 1156620000 | BUZ 10.16IT/03/180MF3 AG BK BX | F.23 |
| 1156630000 | BUZ 10.16IT/04/180MF2 AG BK BX | F.22 |
| 1156640000 | BUZ 10.16IT/04/180MF4 AG BK BX | F.23 |
| 1156650000 | SU 10.16IT/02/90MF 3.5 AG BK BX | F.18 |
| 1156670000 | SU 10.16IT/03/90MF2 3.5 AG BK BX | F.18 |
| 1156680000 | SU 10.16IT/03/90MF3 3.5 AG BK BX | F.19 |
| 1156690000 | SU 10.16IT/04/90MF2 3.5 AG BK BX | F.18 |
| 1156700000 | SU 10.16IT/04/90MF4 3.5 AG BK BX | F.19 |
| 1156710000 | BVZ 7.62IT/02/180MF SN BK BX | F.16 |
| 1156720000 | BVZ 7.62IT/03/180MF2 SN BK BX | F.16 |
| 1156730000 | BVZ 7.62IT/03/180MF3 SN BK BX | F.17 |
| 1156740000 | BVZ 7.62IT/04/180MF2 SN BK BX | F.16 |
| 1156750000 | BVZ 7.62IT/04/180MF4 SN BK BX | F.17 |
| 1156820000 | SV 7.62HP/02/90MF SC/08R SN BK BX | F.99 |
| 1156830000 | SV 7.62HP/02/90MSF SC/08R SN BK BX | F.99 |
| 1156840000 | SV 7.62HP/03/90MF2 SC/08R SN BK BX | F.99 |
| 1156850000 | SV 7.62HP/03/90MF3 SC/08R SN BK BX | F.99 |
| 1156870000 | SV 7.62HP/03/90MSF2 SC/08R SN BK BX | F.99 |
| 1156880000 | SV 7.62HP/03/90MSF3 SC/08R SN BK BX | F.99 |
| 1156890000 | SV 7.62HP/04/90MF4 SC/08R SN BK BX | F.99 |
| 1156900000 | SV 7.62HP/04/90MSF4 SC/08R SN BK BX | F.99 |
| 1156910000 | SV 7.62HP/05/90MF3 SC/04R SN BK BX | F.99 |
| 1156920000 | SV 7.62HP/02/270G SC/08R SN BK BX | F.100 |
| 1156930000 | SV 7.62HP/05/90MF3 SC/06R SN BK BX | F.99 |
| 1156940000 | SV 7.62HP/03/270G SC/08R SN BK BX | F.100 |
| 1156950000 | SV 7.62HP/05/90MF3 SC/08R SN BK BX | F.99 |
| 1156970000 | SV 7.62HP/04/270G SC/08R SN BK BX | F.100 |
| 1156980000 | SV 7.62HP/05/90MF4 SC/08R SN BK BX | F.99 |
| 1156990000 | SV 7.62HP/05/270G SC/08R SN BK BX | F.100 |
| 1157000000 | SV 7.62HP/05/90MSF3 SC/04R SN BK BX | F.99 |
| 1157010000 | SV 7.62HP/05/90MSF3 SC/06R SN BK BX | F.99 |
| 1157020000 | SV 7.62HP/05/90MSF3 SC/08R SN BK BX | F.99 |
| 1157030000 | SV 7.62HP/05/90MSF4 SC/08R SN BK BX | F.99 |
| 1157040000 | SV 7.62HP/02/90G SC/08R SN BK BX | F.98 |
| 1157050000 | SV 7.62HP/03/90G SC/08R SN BK BX | F.98 |
| 1157080000 | SV 7.62HP/05/90G SC/08R SN BK BX | F.98 |
| 1157090000 | BVF 7.62HP/02/180MF BCF/08R SN BK BX | F.103 |
| 1157100000 | BVF 7.62HP/02/180MSF BCF/08R SN BK BX | F.104 |
| 1157110000 | BVF 7.62HP/03/180MF2 BCF/04R SN BK BX | F.103 |
| 1157120000 | BVF 7.62HP/03/180MF2 BCF/06R SN BK BX | F.103 |
| 1157130000 | BVF 7.62HP/03/180MF2 BCF/08R SN BK BX | F.103 |
| 1157170000 | BVF 7.62HP/03/180MF3 BCF/08R SN BK BX | F.103 |
| 1157190000 | BVF 7.62HP/03/180MSF3 BCF/08R SN BK BX | F.104 |
| 1157200000 | BVF 7.62HP/04/180MF4 BCF/08R SN BK BX | F.103 |
| 1157210000 | BVF 7.62HP/04/180MSF4 BCF/08R SN BK BX | F.104 |
| 1157220000 | BVF 7.62HP/05/180MF3 BCF/04R SN BK BX | F.103 |
| 1157230000 | BVF 7.62HP/05/180MF3 BCF/06R SN BK BX | F.103 |
| 1157240000 | BVF 7.62HP/05/180MF3 BCF/08R SN BK BX | F.103 |
| 1157250000 | BVF 7.62HP/05/180MF4 BCF/08R SN BK BX | F.103 |
| 1157270000 | BVF 7.62HP/05/180MSF3 BCF/04R SN BK BX | F.104 |
| 1157280000 | BVF 7.62HP/05/180MSF3 BCF/06R SN BK BX | F.104 |
| 1157290000 | BVF 7.62HP/05/180MSF3 BCF/08R SN BK BX | F.104 |
| 1157300000 | BVF 7.62HP/05/180MSF4 BCF/08R SN BK BX | F.104 |
| 1157310000 | SU 10.16IT/02/270MF 3.5 AG BK BX | F.20 |
| 1157320000 | SU 10.16IT/03/270MF2 3.5 AG BK BX | F.20 |
| 1157330000 | SU 10.16IT/03/270MF3 3.5 AG BK BX | F.21 |
| 1157340000 | SU 10.16IT/04/270MF2 3.5 AG BK BX | F.20 |
| 1157350000 | SU 10.16IT/04/270MF4 3.5 AG BK BX | F.21 |
| 1157380000 | SV 7.62HP/04/90G SC/08R SN BK BX | F.98 |
| 1157440000 | BVF 7.62HP/03/180MSF2 BCF/04R SN BK BX | F.104 |
| 1157450000 | BVF 7.62HP/03/180MSF2 BCF/06R SN BK BX | F.104 |
| 1157470000 | BVF 7.62HP/03/180MSF2 BCF/08R SN BK BX | F.104 |

# 1160000000

| Order No. | Type | Page |
|---|---|---|
| 1164630000 | CH20M6 BP 4P-4P BUS BK | I.14 |
| 1164640000 | CH20M6 BC 4P-4P BUS BK | I.14 |
| 1164800000 | CH20M45 FC BK | I.23 |
| 1164960000 | BLZ 7.62HP/06/180LR SN BK BX | F.37 |
| 1164970000 | BLZ 7.62HP/07/180LR SN BK BX | F.37 |
| 1164980000 | BLZ 7.62HP/08/180LR SN BK BX | F.37 |
| 1164990000 | BLZ 7.62HP/09/180LR SN BK BX | F.37 |
| 1165000000 | BLZ 7.62HP/10/180LR SN BK BX | F.37 |
| 1165010000 | BLZ 7.62HP/11/180LR SN BK BX | F.37 |
| 1165020000 | BLZ 7.62HP/12/180LR SN BK BX | F.37 |
| 1166180000 | CH20M45 S P2SC/P2SC BK | I.22 |
| 1169210000 | LP 5.00/17/90 3.2SN OR BX | B.22 |

# 1170000000

| Order No. | Type | Page |
|---|---|---|
| 1173490000 | BLZ 7.62IT/02/180MF2 SN BK BX | F.10 |
| 1173500000 | BLZ 7.62IT/03/180MF2 SN BK BX | F.10 |
| 1173510000 | BLZ 7.62IT/03/180MF3 SN BK BX | F.11 |
| 1173520000 | BLZ 7.62IT/04/180MF2 SN BK BX | F.10 |
| 1173530000 | BLZ 7.62IT/04/180MF4 SN BK BX | F.11 |
| 1173610000 | SL 7.62IT/02/90MF2 3.2 SN BK BX | F.8 |
| 1173640000 | SL 7.62IT/03/90MF2 3.2 SN BK BX | F.8 |
| 1173690000 | SL 7.62IT/03/90MF3 3.2 SN BK BX | F.9 |
| 1173730000 | SL 7.62IT/04/90MF2 3.2 SN BK BX | F.8 |
| 1173770000 | SL 7.62IT/04/90MF4 3.2 SN BK BX | F.9 |
| 1174280000 | CH20M12 S PPP BK | I.16 |
| 1174720000 | LX 15.00/03/90 4.5SN BK BX | E.10 |
| 1176980000 | CH20M12 B BUS BK/OR | I.16 |
| 1176990000 | CH20M12 B FE BK/OR | I.16 |
| 1177000000 | CH20M22 B BUS BK/OR | I.20 |
| 1177020000 | CH20M45 B BUS BK/OR | I.22 |
| 1177030000 | CH20M45 B FE BK/OR | I.22 |
| 1177100000 | HDC HP 550 F 50 | I.20 |

# 1180000000

| Order No. | Type | Page |
|---|---|---|
| 1185060000 | AP 100 | I.56 |
| 1185160000 | AP 100 D | I.56 |
| 1185260000 | AP 110 | I.56 |
| 1185360000 | AP 110 D | I.56 |
| 1185460000 | AP 111 | I.56 |
| 1185560000 | AP 111 D | I.56 |

# 1190000000

| Order No. | Type | Page |
|---|---|---|
| 1190600000 | SLH-THR5.08/16/180F 3.2SN BK BX | C.186 |
| 1192980000 | LUP 10.16/02/90V 3.2SN BK BX | E.8 |
| 1192990000 | LUP 10.16/03/90V 3.2SN BK BX | E.8 |
| 1193000000 | LUP 10.16/04/90V 3.2SN BK BX | E.8 |
| 1193010000 | LUP 10.16/05/90V 3.2SN BK BX | E.8 |
| 1193020000 | LUP 10.16/06/90V 3.2SN BK BX | E.8 |
| 1193030000 | LUP 10.16/07/90V 3.2SN BK BX | E.8 |
| 1193040000 | LUP 10.16/08/90V 3.2SN BK BX | E.8 |
| 1193050000 | LUP 10.16/09/90V 3.2SN BK BX | E.8 |
| 1193160000 | CH20M BUS-AP LI TS 35X7.5 & 15 | I.33 |
| 1193170000 | CH20M BUS-AP RE TS 35X7.5 & 15 | I.33 |

# 1200000000

| Order No. | Type | Page |
|---|---|---|
| 1203310000 | SK Demo CH20M6 | I.14 |
| 1209350000 | CH20M22 FC BK | I.21 |

# 1220000000

| Order No. | Type | Page |
|---|---|---|
| 1221090000 | CH20M45 S 3SC/P2SC BK | I.23 |
| 1221100000 | CH20M45 S P2SC/3SC BK | I.23 |
| 1221310000 | CH20M AD SHL 5.00/04 BK | I.21 |
| 1221310000 | CH20M AD SHL 5.00/04 BK | I.23 |
| 1221310000 | CH20M AD SHL 5.00/04 BK | I.25 |
| 1226220000 | LU 10.16/04/90 4.5SN BK BX | E.6 |
| 1226230000 | LU 10.16/05/90 4.5SN BK BX | E.6 |
| 1226240000 | LU 10.16/06/90 4.5SN BK BX | E.6 |
| 1226250000 | LU 10.16/07/90 4.5SN BK BX | E.6 |
| 1226260000 | LU 10.16/08/90 4.5SN BK BX | E.6 |
| 1226270000 | LU 10.16/09/90 4.5SN BK BX | E.6 |
| 1226280000 | LU 10.16/10/90 4.5SN BK BX | E.6 |
| 1226290000 | LUP 10.16/02/90 3.2SN BK BX | E.7 |
| 1226300000 | LUP 10.16/03/90 3.2SN BK BX | E.7 |
| 1226310000 | LUP 10.16/04/90 3.2SN BK BX | E.7 |
| 1226320000 | LUP 10.16/05/90 3.2SN BK BX | E.7 |
| 1226330000 | LUP 10.16/06/90 3.2SN BK BX | E.7 |
| 1226340000 | LUP 10.16/07/90 3.2SN BK BX | E.7 |
| 1226350000 | LUP 10.16/08/90 3.2SN BK BX | E.7 |
| 1226360000 | LUP 10.16/09/90 3.2SN BK BX | E.7 |
| 1226370000 | LUP 12.70/02/90 3.2SN BK BX | E.9 |
| 1226380000 | LUP 12.70/03/90 3.2SN BK BX | E.9 |
| 1226390000 | LUP 12.70/04/90 3.2SN BK BX | E.9 |
| 1226410000 | LUP 12.70/05/90 3.2SN BK BX | E.9 |
| 1226420000 | LUP 12.70/06/90 3.2SN BK BX | E.9 |
| 1226430000 | LUP 12.70/07/90 3.2SN BK BX | E.9 |
| 1226440000 | LUP 12.70/08/90 3.2SN BK BX | E.9 |
| 1226450000 | LUP 12.70/09/90 3.2SN BK BX | E.9 |
| 1226460000 | LX 15.00/01/90 4.5SN BK BX | E.10 |
| 1226470000 | LX 15.00/02/90 4.5SN BK BX | E.10 |
| 1226480000 | LX 15.00/04/90 4.5SN BK BX | E.10 |
| 1226490000 | LX 15.00/05/90 4.5SN BK BX | E.10 |
| 1226500000 | LX 15.00/06/90 4.5SN BK BX | E.10 |
| 1226510000 | LX 15.00/07/90 4.5SN BK BX | E.10 |
| 1226520000 | LXB 15.00/02/90 4.5SN BK BX | E.11 |
| 1226530000 | LXB 15.00/03/90 4.5SN BK BX | E.11 |
| 1226540000 | LXB 15.00/04/90 4.5SN BK BX | E.11 |
| 1226550000 | LXB 15.00/05/90 4.5SN BK BX | E.11 |
| 1226560000 | LXB 15.00/06/90 4.5SN BK BX | E.11 |
| 1226570000 | LXB 15.00/07/90 4.5SN BK BX | E.11 |
| 1226580000 | LXB 15.00/08/90 4.5SN BK BX | E.11 |
| 1226590000 | LXBL15.00/01/90 4.5SN BK BX | E.11 |

# 1230000000

| Order No. | Type | Page |
|---|---|---|
| 1231350000 | BCF 3.81/05/180FZE SN BK BX | C.115 |
| 1231360000 | BCF 3.81/06/180FZE SN BK BX | C.115 |
| 1231370000 | BCF 3.81/07/180FZE SN BK BX | C.115 |
| 1231380000 | BCF 3.81/08/180FZE SN BK BX | C.115 |
| 1231390000 | BCF 3.81/09/180FZE SN BK BX | C.115 |
| 1231410000 | BCF 3.81/10/180FZE SN BK BX | C.115 |
| 1231420000 | BCF 3.81/11/180FZE SN BK BX | C.115 |
| 1231430000 | BCF 3.81/12/180FZE SN BK BX | C.115 |
| 1231440000 | BCF 3.81/13/180FZE SN BK BX | C.115 |
| 1231450000 | BCF 3.81/14/180FZE SN BK BX | C.115 |
| 1231460000 | BCF 3.81/15/180FZE SN BK BX | C.115 |
| 1231470000 | BCF 3.81/16/180FZE SN BK BX | C.115 |
| 1231480000 | BCF 3.81/17/180FZE SN BK BX | C.115 |
| 1231490000 | BCF 3.81/18/180FZE SN BK BX | C.115 |
| 1231510000 | BCF 3.81/04/180ZE SN OR BX | C.114 |
| 1231520000 | BCF 3.81/05/180LRZE SN BK BX | C.115 |
| 1231530000 | BCF 3.81/06/180LRZE SN BK BX | C.115 |
| 1231540000 | BCF 3.81/07/180LRZE SN BK BX | C.115 |
| 1231550000 | BCF 3.81/08/180LRZE SN BK BX | C.115 |
| 1231560000 | BCF 3.81/09/180LRZE SN BK BX | C.115 |
| 1231570000 | BCF 3.81/10/180LRZE SN BK BX | C.115 |
| 1231580000 | BCF 3.81/11/180LRZE SN BK BX | C.115 |
| 1231590000 | BCF 3.81/12/180LRZE SN BK BX | C.115 |
| 1231610000 | BCF 3.81/13/180LRZE SN BK BX | C.115 |
| 1231620000 | BCF 3.81/14/180LRZE SN BK BX | C.115 |





«ЭЛЕКТРО-ПРОФИ» - http://www.ep.ru

| Order No. | Type | Page |
|---|---|---|
| 1231630000 | BCF 3.81/15/180LRZE SN BK BX | C.115 |
| 1231640000 | BCF 3.81/16/180LRZE SN BK BX | C.115 |
| 1231650000 | BCF 3.81/17/180LRZE SN BK BX | C.115 |
| 1231660000 | BCF 3.81/18/180LRZE SN BK BX | C.115 |
| 1231670000 | BCF 3.81/04/180ZE SN BK BX | C.114 |
| 1231680000 | BCF 3.81/05/180ZE SN BK BX | C.114 |
| 1231690000 | BCF 3.81/06/180ZE SN BK BX | C.114 |
| 1231710000 | BCF 3.81/07/180ZE SN BK BX | C.114 |
| 1231720000 | BCF 3.81/08/180ZE SN BK BX | C.114 |
| 1231730000 | BCF 3.81/09/180ZE SN BK BX | C.114 |
| 1231740000 | BCF 3.81/10/180ZE SN BK BX | C.114 |
| 1231750000 | BCF 3.81/11/180ZE SN BK BX | C.114 |
| 1231760000 | BCF 3.81/12/180ZE SN BK BX | C.114 |
| 1231770000 | BCF 3.81/13/180ZE SN BK BX | C.114 |
| 1231780000 | BCF 3.81/14/180ZE SN BK BX | C.114 |
| 1231790000 | BCF 3.81/15/180ZE SN BK BX | C.114 |
| 1231810000 | BCF 3.81/16/180ZE SN BK BX | C.114 |
| 1231820000 | BCF 3.81/17/180ZE SN BK BX | C.114 |
| 1231830000 | BCF 3.81/18/180ZE SN BK BX | C.114 |
| 1233680000 | LP 5.00/13/90 3.2SN OR BX | B.22 |
| 1233690000 | LP 5.00/14/90 3.2SN OR BX | B.22 |
| 1233710000 | LP 5.00/15/90 3.2SN OR BX | B.22 |
| 1233720000 | LP 5.00/19/90 3.2SN OR BX | B.22 |
| 1233730000 | LP 5.00/20/90 3.2SN OR BX | B.22 |
| 1233740000 | LP 5.00/21/90 3.2SN OR BX | B.22 |
| 1233750000 | LP 5.00/22/90 3.2SN OR BX | B.22 |
| 1233770000 | LP 5.00/23/90 3.2SN OR BX | B.22 |
| 1234550000 | PM 5.08/04/90 3.5SN OR BX | B.55 |
| 1234570000 | PM 5.08/05/90 3.5SN OR BX | B.55 |
| 1234580000 | PM 5.08/06/90 3.5SN OR BX | B.55 |
| 1234590000 | PM 5.08/07/90 3.5SN OR BX | B.55 |
| 1234600000 | PM 5.08/08/90 3.5SN OR BX | B.55 |
| 1234610000 | PM 5.08/09/90 3.5SN OR BX | B.55 |
| 1234620000 | PM 5.08/10/90 3.5SN OR BX | B.55 |
| 1234630000 | PM 5.08/11/90 3.5SN OR BX | B.55 |
| 1234640000 | PM 5.08/12/90 3.5SN OR BX | B.55 |
| 1234650000 | PM 5.00/04/90 3.5SN OR BX | B.54 |
| 1234670000 | PM 5.00/05/90 3.5SN OR BX | B.54 |
| 1234680000 | PM 5.00/06/90 3.5SN OR BX | B.54 |
| 1234690000 | PM 5.00/07/90 3.5SN OR BX | B.54 |
| 1234700000 | PM 5.00/08/90 3.5SN OR BX | B.54 |
| 1234710000 | PM 5.00/09/90 3.5SN OR BX | B.54 |
| 1234720000 | PM 5.00/10/90 3.5SN OR BX | B.54 |
| 1234730000 | PM 5.00/11/90 3.5SN OR BX | B.54 |
| 1234740000 | PM 5.00/12/90 3.5SN OR BX | B.54 |
| 1235250000 | CH20M67 B BK/OR | I.24 |
| 1235270000 | CH20M67 B BK/BK | I.24 |
| 1235280000 | CH20M67 C BK | I.25 |
| 1235300000 | CH20M67 F BK | I.25 |
| 1235360000 | SL 8/90B 4.5SN OR | I.24 |
| 1235790000 | BCF 3.81/05/180ZE SN OR BX | C.114 |
| 1235800000 | BCF 3.81/06/180ZE SN OR BX | C.114 |
| 1235810000 | BCF 3.81/07/180ZE SN OR BX | C.114 |
| 1235820000 | BCF 3.81/08/180ZE SN OR BX | C.114 |
| 1235830000 | BCF 3.81/09/180ZE SN OR BX | C.114 |
| 1235840000 | BCF 3.81/10/180ZE SN OR BX | C.114 |
| 1235870000 | BCF 3.81/11/180ZE SN OR BX | C.114 |
| 1235880000 | BCF 3.81/12/180ZE SN OR BX | C.114 |
| 1235890000 | BCF 3.81/13/180ZE SN OR BX | C.114 |
| 1235900000 | BCF 3.81/14/180ZE SN OR BX | C.114 |
| 1235910000 | BCF 3.81/15/180ZE SN OR BX | C.114 |
| 1235920000 | BCF 3.81/16/180ZE SN OR BX | C.114 |
| 1235930000 | BCF 3.81/17/180ZE SN OR BX | C.114 |
| 1235940000 | BCF 3.81/18/180ZE SN OR BX | C.114 |
| 1235970000 | BCF 3.81/05/180FZE SN OR BX | C.115 |
| 1235980000 | BCF 3.81/06/180FZE SN OR BX | C.115 |
| 1235990000 | BCF 3.81/07/180FZE SN OR BX | C.115 |
| 1236000000 | BCF 3.81/08/180FZE SN OR BX | C.115 |
| 1236010000 | BCF 3.81/09/180FZE SN OR BX | C.115 |
| 1236020000 | BCF 3.81/10/180FZE SN OR BX | C.115 |
| 1236030000 | BCF 3.81/11/180FZE SN OR BX | C.115 |
| 1236040000 | BCF 3.81/12/180FZE SN OR BX | C.115 |
| 1236050000 | BCF 3.81/13/180FZE SN OR BX | C.115 |
| 1236070000 | BCF 3.81/14/180FZE SN OR BX | C.115 |
| 1236080000 | BCF 3.81/15/180FZE SN OR BX | C.115 |
| 1236090000 | BCF 3.81/16/180FZE SN OR BX | C.115 |
| 1236100000 | BCF 3.81/17/180FZE SN OR BX | C.115 |
| 1236110000 | BCF 3.81/18/180FZE SN OR BX | C.115 |
| 1236120000 | BCF 3.81/05/180LRZE SN OR BX | C.115 |
| 1236130000 | BCF 3.81/06/180LRZE SN OR BX | C.115 |
| 1236140000 | BCF 3.81/07/180LRZE SN OR BX | C.115 |
| 1236150000 | BCF 3.81/08/180LRZE SN OR BX | C.115 |
| 1236160000 | BCF 3.81/09/180LRZE SN OR BX | C.115 |
| 1236170000 | BCF 3.81/10/180LRZE SN OR BX | C.115 |
| 1236180000 | BCF 3.81/11/180LRZE SN OR BX | C.115 |
| 1236190000 | BCF 3.81/12/180LRZE SN OR BX | C.115 |
| 1236200000 | BCF 3.81/13/180LRZE SN OR BX | C.115 |
| 1236210000 | BCF 3.81/14/180LRZE SN OR BX | C.115 |
| 1236220000 | BCF 3.81/15/180LRZE SN OR BX | C.115 |
| 1236230000 | BCF 3.81/16/180LRZE SN OR BX | C.115 |
| 1236240000 | BCF 3.81/17/180LRZE SN OR BX | C.115 |
| 1236250000 | BCF 3.81/18/180LRZE SN OR BX | C.115 |
| 1236270000 | BCZ 3.81/05/180ZE SN OR BX | C.108 |
| 1236280000 | BCZ 3.81/06/180ZE SN OR BX | C.108 |
| 1236290000 | BCZ 3.81/07/180ZE SN OR BX | C.108 |
| 1236300000 | BCZ 3.81/08/180ZE SN OR BX | C.108 |
| 1236320000 | BCZ 3.81/09/180ZE SN OR BX | C.108 |
| 1236330000 | BCZ 3.81/10/180ZE SN OR BX | C.108 |
| 1236340000 | BCZ 3.81/11/180ZE SN OR BX | C.108 |
| 1236370000 | BCZ 3.81/12/180ZE SN OR BX | C.108 |

| Order No. | Type | Page |
|---|---|---|
| 1236380000 | BCZ 3.81/13/180ZE SN OR BX | C.108 |
| 1236390000 | BCZ 3.81/14/180ZE SN OR BX | C.108 |
| 1236400000 | BCZ 3.81/15/180ZE SN OR BX | C.108 |
| 1236410000 | BCZ 3.81/16/180ZE SN OR BX | C.108 |
| 1236420000 | BCZ 3.81/17/180ZE SN OR BX | C.108 |
| 1236430000 | BCZ 3.81/18/180ZE SN OR BX | C.108 |
| 1236440000 | BCZ 3.81/19/180ZE SN OR BX | C.108 |
| 1236470000 | BCZ 3.81/20/180ZE SN OR BX | C.108 |
| 1236530000 | BCZ 3.81/05/180FZE SN OR BX | C.109 |
| 1236540000 | BCZ 3.81/06/180FZE SN OR BX | C.109 |
| 1236570000 | BCZ 3.81/07/180FZE SN OR BX | C.109 |
| 1236590000 | BCZ 3.81/08/180FZE SN OR BX | C.109 |
| 1236600000 | BCZ 3.81/09/180FZE SN OR BX | C.109 |
| 1236610000 | BCZ 3.81/10/180FZE SN OR BX | C.109 |
| 1236620000 | BCZ 3.81/11/180FZE SN OR BX | C.109 |
| 1236630000 | BCZ 3.81/12/180FZE SN OR BX | C.109 |
| 1236640000 | BCZ 3.81/13/180FZE SN OR BX | C.109 |
| 1236670000 | BCZ 3.81/14/180FZE SN OR BX | C.109 |
| 1236680000 | BCZ 3.81/15/180FZE SN OR BX | C.109 |
| 1236690000 | BCZ 3.81/16/180FZE SN OR BX | C.109 |
| 1236700000 | BCZ 3.81/17/180FZE SN OR BX | C.109 |
| 1236720000 | BCZ 3.81/18/180FZE SN OR BX | C.109 |
| 1236730000 | BCZ 3.81/19/180FZE SN OR BX | C.109 |
| 1236740000 | BCZ 3.81/20/180FZE SN OR BX | C.109 |
| 1236790000 | BCZ 3.81/05/180LRZE SN OR BX | C.109 |
| 1236800000 | BCZ 3.81/06/180LRZE SN OR BX | C.109 |
| 1236810000 | BCZ 3.81/07/180LRZE SN OR BX | C.109 |
| 1236820000 | BCZ 3.81/08/180LRZE SN OR BX | C.109 |
| 1236830000 | BCZ 3.81/09/180LRZE SN OR BX | C.109 |
| 1236840000 | BCZ 3.81/10/180LRZE SN OR BX | C.109 |
| 1236850000 | BCZ 3.81/11/180LRZE SN OR BX | C.109 |
| 1236870000 | BCZ 3.81/12/180LRZE SN OR BX | C.109 |
| 1236880000 | BCZ 3.81/13/180LRZE SN OR BX | C.109 |
| 1236890000 | BCZ 3.81/14/180LRZE SN OR BX | C.109 |
| 1236900000 | BCZ 3.81/15/180LRZE SN OR BX | C.109 |
| 1236910000 | BCZ 3.81/16/180LRZE SN OR BX | C.109 |
| 1236920000 | BCZ 3.81/17/180LRZE SN OR BX | C.109 |
| 1236930000 | BCZ 3.81/18/180LRZE SN OR BX | C.109 |
| 1236940000 | BCZ 3.81/19/180LRZE SN OR BX | C.109 |
| 1236970000 | BCZ 3.81/20/180LRZE SN OR BX | C.109 |
| 1236990000 | SCZ 3.81/04/180GZE SN BK BX | C.104 |
| 1237000000 | SCZ 3.81/04/180GZE SN OR BX | C.104 |
| 1237010000 | SCZ 3.81/05/180GZE SN OR BX | C.104 |
| 1237020000 | SCZ 3.81/06/180GZE SN OR BX | C.104 |
| 1237030000 | SCZ 3.81/07/180GZE SN OR BX | C.104 |
| 1237040000 | SCZ 3.81/08/180GZE SN OR BX | C.104 |
| 1237070000 | SCZ 3.81/09/180GZE SN OR BX | C.104 |
| 1237080000 | SCZ 3.81/10/180GZE SN OR BX | C.104 |
| 1237090000 | SCZ 3.81/11/180GZE SN OR BX | C.104 |
| 1237100000 | SCZ 3.81/12/180GZE SN OR BX | C.104 |
| 1237110000 | SCZ 3.81/04/180FZE SN BK BX | C.105 |
| 1237120000 | SCZ 3.81/04/180FZE SN OR BX | C.105 |
| 1237130000 | SCZ 3.81/05/180FZE SN OR BX | C.105 |
| 1237140000 | SCZ 3.81/06/180FZE SN OR BX | C.105 |
| 1237170000 | SCZ 3.81/07/180FZE SN OR BX | C.105 |
| 1237180000 | SCZ 3.81/08/180FZE SN OR BX | C.105 |
| 1237190000 | SCZ 3.81/09/180FZE SN OR BX | C.105 |
| 1237200000 | SCZ 3.81/10/180FZE SN OR BX | C.105 |
| 1237210000 | SCZ 3.81/11/180FZE SN OR BX | C.105 |
| 1237220000 | SCZ 3.81/12/180FZE SN OR BX | C.105 |
| 1237230000 | SCZ 3.81/04/180LRZE SN BK BX | C.105 |
| 1237240000 | SCZ 3.81/05/180LRZE SN BK BX | C.105 |
| 1237270000 | SCZ 3.81/06/180LRZE SN BK BX | C.105 |
| 1237280000 | SCZ 3.81/07/180LRZE SN BK BX | C.105 |
| 1237290000 | SCZ 3.81/08/180LRZE SN BK BX | C.105 |
| 1237300000 | SCZ 3.81/09/180LRZE SN BK BX | C.105 |
| 1237310000 | SCZ 3.81/10/180LRZE SN BK BX | C.105 |
| 1237320000 | SCZ 3.81/11/180LRZE SN BK BX | C.105 |
| 1237330000 | SCZ 3.81/12/180LRZE SN BK BX | C.105 |
| 1237340000 | SCZ 3.81/04/180LRZE SN OR BX | C.105 |
| 1237350000 | SCZ 3.81/05/180LRZE SN OR BX | C.105 |
| 1237370000 | SCZ 3.81/06/180LRZE SN OR BX | C.105 |
| 1237380000 | SCZ 3.81/07/180LRZE SN OR BX | C.105 |
| 1237390000 | SCZ 3.81/08/180LRZE SN OR BX | C.105 |
| 1237400000 | SCZ 3.81/09/180LRZE SN OR BX | C.105 |
| 1237410000 | SCZ 3.81/10/180LRZE SN OR BX | C.105 |
| 1237420000 | SCZ 3.81/11/180LRZE SN OR BX | C.105 |
| 1237430000 | SCZ 3.81/12/180LRZE SN OR BX | C.105 |
| 1237440000 | SCZ 3.81/04/180FIZE SN BK BX | C.105 |
| 1237450000 | SCZ 3.81/05/180FIZE SN BK BX | C.105 |
| 1237470000 | SCZ 3.81/06/180FIZE SN BK BX | C.105 |
| 1237480000 | SCZ 3.81/07/180FIZE SN BK BX | C.105 |
| 1237490000 | SCZ 3.81/08/180FIZE SN BK BX | C.105 |
| 1237510000 | SCZ 3.81/09/180FIZE SN BK BX | C.105 |
| 1237520000 | SCZ 3.81/10/180FIZE SN BK BX | C.105 |
| 1237530000 | SCZ 3.81/11/180FIZE SN BK BX | C.105 |
| 1237540000 | SCZ 3.81/12/180FIZE SN BK BX | C.105 |
| 1237550000 | SCZ 3.81/04/180FIZE SN OR BX | C.105 |
| 1237560000 | SCZ 3.81/05/180FIZE SN OR BX | C.105 |
| 1237570000 | SCZ 3.81/06/180FIZE SN OR BX | C.105 |
| 1237580000 | SCZ 3.81/07/180FIZE SN OR BX | C.105 |
| 1237590000 | SCZ 3.81/08/180FIZE SN OR BX | C.105 |
| 1237610000 | SCZ 3.81/09/180FIZE SN OR BX | C.105 |
| 1237620000 | SCZ 3.81/10/180FIZE SN OR BX | C.105 |
| 1237630000 | SCZ 3.81/11/180FIZE SN OR BX | C.105 |
| 1237640000 | SCZ 3.81/12/180FIZE SN OR BX | C.105 |
| 1237730000 | LP 5.00/18/90 3.2SN OR BX | B.22 |

## 1240000000

| Order No. | Type | Page |
|---|---|---|
| 1247240000 | CH20M67 B BUS BK/OR | I.24 |
| 1247250000 | CH20M67 B FE BK/OR | I.24 |
| 1248150000 | CH20M BUS-PROFIL TS 35X7.5/250 | I.33 |
| 1248160000 | CH20M BUS-PROFIL TS 35X7.5/500 | I.33 |
| 1248170000 | CH20M BUS-PROFIL TS 35X7.5/750 | I.33 |
| 1248180000 | CH20M BUS-PROFIL TS 35X15/250 | I.33 |
| 1248190000 | CH20M BUS-PROFIL TS 35X15/500 | I.33 |
| 1248210000 | CH20M BUS-PROFIL TS 35X15/750 | I.33 |
| 1248220000 | CH20M BUS 4.50/05 AU/250 | I.33 |
| 1248230000 | CH20M BUS 4.50/05 AU/500 | I.33 |
| 1248240000 | CH20M BUS 4.50/05 AU/750 | I.33 |
| 1248250000 | CH20M BUS-ADP TS 35/250 | I.33 |
| 1248260000 | CH20M BUS-ADP TS 35/500 | I.33 |
| 1248270000 | CH20M BUS-ADP TS 35/750 | I.33 |

## 1250000000

| | | |
|---|---|---|
| 1250570000 | DP WGK 10 SW | G.5 |
| 1250630000 | DP VWGK 6 SW | G.10 |
| 1250640000 | VWGK 6 SW | G.10 |
| 1250650000 | VWGK 4 SW | G.9 |
| 1250660000 | WGK 95 F VP SW | G.9 |
| 1250670000 | WGK 95 F VP/Z SW | G.9 |
| 1250680000 | WGK 95 SW | G.9 |
| 1250690000 | WGK 95/Z SW | G.9 |
| 1250710000 | WGK 50 VP SW | G.8 |
| 1250720000 | WGK 50 VP/Z SW | G.8 |
| 1250730000 | WGK 50 SW | G.8 |
| 1250740000 | WGK 50/Z SW | G.8 |
| 1250750000 | WGK 25 VP SW | G.7 |
| 1250760000 | WGK 25 VP/Z SW | G.7 |
| 1250770000 | WGKV 25 SW | G.7 |
| 1250780000 | WGKV 25/Z SW | G.7 |
| 1250790000 | WGK 25 SW | G.7 |
| 1250810000 | WGK 25/Z SW | G.7 |
| 1250820000 | WGK 16 VP SW | G.6 |
| 1250830000 | WGK 16 VP/Z SW | G.6 |
| 1250840000 | WGKV 16 SW | G.6 |
| 1250850000 | WGKV 16/Z SW | G.6 |
| 1250860000 | WGK 16 SW | G.5 |
| 1250870000 | WGK 16/Z SW | G.5 |
| 1250880000 | WGK 10 SW | G.5 |
| 1250890000 | WGK 10/Z SW | G.5 |
| 1250910000 | WGKV 10 SW | G.5 |
| 1250920000 | WGKV 10/Z SW | G.5 |
| 1250930000 | WGK 4 SW | G.4 |
| 1250940000 | WGK 4/Z SW | G.4 |
| 1250950000 | WGKV 4 SW | G.4 |
| 1250960000 | WGKV 4/Z SW | G.4 |
| 1251030000 | DP VWGK 4 SW | G.9 |
| 1251330000 | LL 5.00/13/90 3.2SN OR BX | B.36 |
| 1251340000 | LL 5.00/15/90 3.2SN OR BX | B.36 |
| 1251350000 | LL 5.00/17/90 3.2SN OR BX | B.36 |
| 1251360000 | LL 5.00/18/90 3.2SN OR BX | B.36 |
| 1251370000 | LL 5.00/19/90 3.2SN OR BX | B.36 |
| 1251380000 | LL 5.00/20/90 3.2SN OR BX | B.36 |
| 1251390000 | LL 5.00/21/90 3.2SN OR BX | B.36 |
| 1251410000 | LL 5.00/22/90 3.2SN OR BX | B.36 |
| 1251420000 | LL 5.00/23/90 3.2SN OR BX | B.36 |

## 1320000000

| | | |
|---|---|---|
| 1324260000 | AP 80 | I.54 |
| 1324360000 | AP 80 D | I.54 |
| 1324460000 | RF 180 | I.54 |
| 1324460000 | RF 180 | I.55 |
| 1324460000 | RF 180 | I.56 |

## 1400000000

| | | |
|---|---|---|
| 1401760000 | TOP4GS2/90 6.35 OR | B.48 |

## 1410000000

| | | |
|---|---|---|
| 1410860000 | AP 85 | I.54 |
| 1410960000 | AP 86 | I.54 |
| 1411060000 | AP 85 D | I.54 |
| 1411160000 | AP 86 D | I.54 |
| 1413000000 | RSV1,6 B4 GR | C.253 |
| 1413100000 | RSV1,6 S4 GR | C.252 |
| 1414000000 | RSV1,6 B6 GR | C.253 |
| 1414100000 | RSV1,6 S6 GR | C.252 |
| 1415000000 | RSV1,6 B9 GR | C.253 |
| 1415100000 | RSV1,6 S9 GR | C.252 |
| 1416000000 | RSV1,6 B12 GR | C.253 |
| 1416100000 | RSV1,6 S12 GR | C.252 |
| 1417000000 | RSV1,6 B18 GR | C.253 |
| 1417100000 | RSV1,6 S18 GR | C.252 |
| 1418000000 | RSV1,6 B24 GR | C.253 |
| 1418100000 | RSV1,6 S24 GR | C.252 |
| 1419000000 | RSV1,6 B36 GR | C.253 |
| 1419100000 | RSV1,6 S36 GR | C.252 |

## 1420000000

| | | |
|---|---|---|
| 1420500000 | CS1,6R26-24 AU,75 I1,4 | C.254 |
| 1420600000 | CS1,6E26-24 AU,75 I1,4 | C.254 |
| 1420700000 | CSL1,6E26-24 AU,75 I1,4 | C.254 |



«ЭЛЕКТРО-ПРОФИ» - http://www.ep.ru

| Order No. | Type | Page |
|---|---|---|
| 1420800000 | CB1,6R26-24 AU,75 I1,4 | C.254 |
| 1420900000 | CB1,6E26-24 AU,75 I1,4 | C.254 |
| 1421500000 | CS1,6R26-24 SN I1,4 | C.254 |
| 1421600000 | CS1,6E26-24 SN I1,4 | C.254 |
| 1421700000 | CSL1,6E26-24 SN I1,4 | C.254 |
| 1421800000 | CB1,6R26-24 SN I1,4 | C.254 |
| 1421900000 | CB1,6E26-24 SN I1,4 | C.254 |
| 1422500000 | CS1,6R22-20 AU,75 I1,8 | C.254 |
| 1422600000 | CS1,6E22-20 AU,75 I1,8 | C.254 |
| 1422700000 | CSL1,6E22-20 AU,75 I1,8 | C.254 |
| 1422800000 | CB1,6R22-20 AU,75 I1,8 | C.254 |
| 1422900000 | CB1,6E22-20 AU,75 I1,8 | C.254 |
| 1423500000 | CS1,6R22-20 SN I1,8 | C.254 |
| 1423600000 | CS1,6E22-20 SN I1,8 | C.254 |
| 1423700000 | CSL1,6E22-20 SN I1,8 | C.254 |
| 1423800000 | CB1,6R22-20 SN I1,8 | C.254 |
| 1423900000 | CB1,6E22-20 SN I1,8 | C.254 |
| 1424500000 | CS1,6R22-20 AU,75 I2,5 | C.254 |
| 1424600000 | CS1,6E22-20 AU,75 I2,5 | C.254 |
| 1424700000 | CSL1,6E22-20 AU,75 I2,5 | C.254 |
| 1424800000 | CB1,6R22-20 AU,75 I2,5 | C.254 |
| 1424900000 | CB1,6E22-20 AU,75 I2,5 | C.254 |
| 1425500000 | CS1,6R22-20 SN I2,5 | C.254 |
| 1425600000 | CS1,6E22-20 SN I2,5 | C.254 |
| 1425700000 | CSL1,6E22-20 SN I2,5 | C.254 |
| 1425800000 | CB1,6R22-20 SN I2,5 | C.254 |
| 1425900000 | CB1,6E22-20 SN I2,5 | C.254 |
| 1426500000 | CS1,6R18-16 AU,75 I2,5 | C.254 |
| 1426600000 | CS1,6E18-16 AU,75 I2,5 | C.254 |
| 1426700000 | CSL1,6E18-16 AU,75 I2,5 | C.254 |
| 1426800000 | CB1,6R18-16 AU,75 I2,5 | C.254 |
| 1426900000 | CB1,6E18-16 AU,75 I2,5 | C.254 |
| 1427500000 | CS1,6R18-16 SN I2,5 | C.254 |
| 1427600000 | CS1,6E18-16 SN I2,5 | C.254 |
| 1427700000 | CSL1,6E18-16 SN I2,5 | C.254 |
| 1427800000 | CB1,6R18-16 SN I2,5 | C.254 |
| 1427900000 | CB1,6E18-16 SN I2,5 | C.254 |
| 1428500000 | CS1,6R14-12 AU,75 I3,5 | C.254 |
| 1428600000 | CS1,6E14-12 AU,75 I3,5 | C.254 |
| 1428700000 | CSL1,6E14-12 AU,75 I3,5 | C.254 |
| 1428800000 | CB1,6R14-12 AU,75 I3,5 | C.254 |
| 1428900000 | CB1,6E14-12 AU,75 I3,5 | C.254 |
| 1429500000 | CS1,6R14-12 SN I3,5 | C.254 |
| 1429600000 | CS1,6E14-12 SN I3,5 | C.254 |
| 1429700000 | CSL1,6E14-12 SN I3,5 | C.254 |
| 1429800000 | CB1,6R14-12 SN I3,5 | C.254 |
| 1429900000 | CB1,6E14-12 SN I3,5 | C.254 |

## 1440000000

| | | |
|---|---|---|
| 1440200000 | RSV1,6 LB4 GR 3,2 AU | C.250 |
| 1440300000 | RSV1,6 LB4 GR 3,2 SN | C.246 |
| 1440400000 | RSV1,6 LS4 GR 3,2 AU | C.248 |
| 1440500000 | RSV1,6 LS4 GR 3,2 SN | C.244 |
| 1440600000 | RSV1,6 LBF4 GR 3,2 AU | C.251 |
| 1440700000 | RSV1,6 LBF4 GR 3,2 SN | C.247 |
| 1440800000 | RSV1,6 LSF4 GR 3,2 AU | C.249 |
| 1440900000 | RSV1,6 LSF4 GR 3,2 SN | C.245 |
| 1441200000 | RSV1,6 LB6 GR 3,2 AU | C.250 |
| 1441300000 | RSV1,6 LB6 GR 3,2 SN | C.246 |
| 1441400000 | RSV1,6 LS6 GR 3,2 AU | C.248 |
| 1441500000 | RSV1,6 LS6 GR 3,2 SN | C.244 |
| 1441600000 | RSV1,6 LBF6 GR 3,2 AU | C.251 |
| 1441700000 | RSV1,6 LBF6 GR 3,2 SN | C.247 |
| 1441800000 | RSV1,6 LSF6 GR 3,2 AU | C.249 |
| 1441900000 | RSV1,6 LSF6 GR 3,2 SN | C.245 |
| 1442200000 | RSV1,6 LB9 GR 3,2 AU | C.250 |
| 1442300000 | RSV1,6 LB9 GR 3,2 SN | C.246 |
| 1442400000 | RSV1,6 LS9 GR 3,2 AU | C.248 |
| 1442500000 | RSV1,6 LS9 GR 3,2 SN | C.244 |
| 1442600000 | RSV1,6 LBF9 GR 3,2 AU | C.251 |
| 1442700000 | RSV1,6 LBF9 GR 3,2 SN | C.247 |
| 1442800000 | RSV1,6 LSF9 GR 3,2 AU | C.249 |
| 1442900000 | RSV1,6 LSF9 GR 3,2 SN | C.245 |
| 1443200000 | RSV1,6 LB12 GR 3,2 AU | C.250 |
| 1443300000 | RSV1,6 LB12 GR 3,2 SN | C.246 |
| 1443400000 | RSV1,6 LS12 GR 3,2 AU | C.248 |
| 1443500000 | RSV1,6 LS12 GR 3,2 SN | C.244 |
| 1443600000 | RSV1,6 LBF12 GR 3,2 AU | C.251 |
| 1443700000 | RSV1,6 LBF12 GR 3,2 SN | C.247 |
| 1443800000 | RSV1,6 LSF12 GR 3,2 AU | C.249 |
| 1443900000 | RSV1,6 LSF12 GR 3,2 SN | C.245 |
| 1444200000 | RSV1,6 LB18 GR 3,2 AU | C.250 |
| 1444300000 | RSV1,6 LB18 GR 3,2 SN | C.246 |
| 1444400000 | RSV1,6 LS18 GR 3,2 AU | C.248 |
| 1444500000 | RSV1,6 LS18 GR 3,2 SN | C.244 |
| 1444600000 | RSV1,6 LBF18 GR 3,2 AU | C.251 |
| 1444700000 | RSV1,6 LBF18 GR 3,2 SN | C.247 |
| 1444800000 | RSV1,6 LSF18 GR 3,2 AU | C.249 |
| 1444900000 | RSV1,6 LSF18 GR 3,2 SN | C.245 |
| 1445200000 | RSV1,6 LB24 GR 3,2 AU | C.250 |
| 1445300000 | RSV1,6 LB24 GR 3,2 SN | C.246 |
| 1445400000 | RSV1,6 LS24 GR 3,2 AU | C.248 |
| 1445500000 | RSV1,6 LS24 GR 3,2 SN | C.244 |
| 1445600000 | RSV1,6 LBF24 GR 3,2 AU | C.251 |
| 1445700000 | RSV1,6 LBF24 GR 3,2 SN | C.247 |
| 1445800000 | RSV1,6 LSF24 GR 3,2 AU | C.249 |
| 1445900000 | RSV1,6 LSF24 GR 3,2 SN | C.245 |
| 1446200000 | RSV1,6 LB36 GR 3,2 AU | C.250 |
| 1446300000 | RSV1,6 LB36 GR 3,2 SN | C.246 |
| 1446400000 | RSV1,6 LS36 GR 3,2 AU | C.248 |
| 1446500000 | RSV1,6 LS36 GR 3,2 SN | C.244 |
| 1446600000 | RSV1,6 LBF36 GR 3,2 AU | C.251 |
| 1446700000 | RSV1,6 LBF36 GR 3,2 SN | C.247 |
| 1446800000 | RSV1,6 LSF36 GR 3,2 AU | C.249 |
| 1446900000 | RSV1,6 LSF36 GR 3,2 SN | C.245 |

## 1470000000

| | | |
|---|---|---|
| 1472200000 | LPA QB 2 | D.15 |
| 1472300000 | LPA QB 3 | D.15 |
| 1472400000 | LPA QB 4 | D.15 |
| 1472500000 | LPA QB 10 | D.15 |
| 1472600000 | LPA QB 24 | D.15 |
| 1474660000 | TOP1.5GS9/180 5 2STI OR | B.45 |
| 1474760000 | TOP1.5GS11/180 5 2ST OR | B.45 |

## 1480000000

| | | |
|---|---|---|
| 1480000000 | DFFC 0.5-1.0 SN 3000 | C.234 |
| 1480100000 | DFFC 1.5-2.5 SN 2500 | C.234 |

## 1490000000

| | | |
|---|---|---|
| 1490460000 | TOP1.5GS5/180 7 2STI OR | B.47 |
| 1494560000 | TOP4GS6/180 7.62 OR | B.51 |
| 1495060000 | LPA SI STI3.2 OR | D.13 |
| 1495460000 | LPA TR STI3.2 OR | D.13 |
| 1495960000 | LPA FA2 | D.14 |
| 1496060000 | LPA FA3 | D.14 |
| 1496160000 | LPA FA2 BZ | D.14 |
| 1496260000 | LPA FA3 BZ | D.14 |
| 1497260000 | LPA BZ2 | D.14 |
| 1497360000 | LPA BZ3 | D.14 |
| 1499510000 | BLT 5.08/02/180 SN BK BX | C.216 |
| 1499560000 | BLT 5.08/02/180 SN OR BX | C.216 |
| 1499610000 | BLT 5.08/03/180 SN BK BX | C.216 |
| 1499660000 | BLT 5.08/03/180 SN OR BX | C.216 |
| 1499710000 | BLT 5.08/04/180 SN BK BX | C.216 |
| 1499760000 | BLT 5.08/04/180 SN OR BX | C.216 |
| 1499810000 | BLT 5.08/05/180 SN BK BX | C.216 |
| 1499860000 | BLT 5.08/05/180 SN OR BX | C.216 |
| 1499910000 | BLT 5.08/06/180 SN BK BX | C.216 |
| 1499960000 | BLT 5.08/06/180 SN OR BX | C.216 |

## 1500000000

| | | |
|---|---|---|
| 1500010000 | BLT 5.08/07/180 SN BK BX | C.216 |
| 1500060000 | BLT 5.08/07/180 SN OR BX | C.216 |
| 1500110000 | BLT 5.08/08/180 SN BK BX | C.216 |
| 1500160000 | BLT 5.08/08/180 SN OR BX | C.216 |
| 1500210000 | BLT 5.08/09/180 SN BK BX | C.216 |
| 1500260000 | BLT 5.08/09/180 SN OR BX | C.216 |
| 1500310000 | BLT 5.08/10/180 SN BK BX | C.216 |
| 1500360000 | BLT 5.08/10/180 SN OR BX | C.216 |
| 1500410000 | BLT 5.08/11/180 SN BK BX | C.216 |
| 1500460000 | BLT 5.08/11/180 SN OR BX | C.216 |
| 1500510000 | BLT 5.08/12/180 SN BK BX | C.216 |
| 1500560000 | BLT 5.08/12/180 SN OR BX | C.216 |
| 1500610000 | BLT 5.08/13/180 SN BK BX | C.216 |
| 1500660000 | BLT 5.08/13/180 SN OR BX | C.216 |
| 1500710000 | BLT 5.08/14/180 SN BK BX | C.216 |
| 1500760000 | BLT 5.08/14/180 SN OR BX | C.216 |
| 1500810000 | BLT 5.08/15/180 SN BK BX | C.216 |
| 1500860000 | BLT 5.08/15/180 SN OR BX | C.216 |
| 1500910000 | BLT 5.08/16/180 SN BK BX | C.216 |
| 1500960000 | BLT 5.08/16/180 SN OR BX | C.216 |
| 1501010000 | BLT 5.08/17/180 SN BK BX | C.216 |
| 1501060000 | BLT 5.08/17/180 SN OR BX | C.216 |
| 1501110000 | BLT 5.08/18/180 SN BK BX | C.216 |
| 1501160000 | BLT 5.08/18/180 SN OR BX | C.216 |
| 1501210000 | BLT 5.08/19/180 SN BK BX | C.216 |
| 1501260000 | BLT 5.08/19/180 SN OR BX | C.216 |
| 1501310000 | BLT 5.08/20/180 SN BK BX | C.216 |
| 1501360000 | BLT 5.08/20/180 SN OR BX | C.216 |
| 1501410000 | BLT 5.08/21/180 SN BK BX | C.216 |
| 1501460000 | BLT 5.08/21/180 SN OR BX | C.216 |
| 1501510000 | BLT 5.08/22/180 SN BK BX | C.216 |
| 1501560000 | BLT 5.08/22/180 SN OR BX | C.216 |
| 1501610000 | BLT 5.08/23/180 SN BK BX | C.216 |
| 1501660000 | BLT 5.08/23/180 SN OR BX | C.216 |
| 1501710000 | BLT 5.08/24/180 SN BK BX | C.216 |
| 1501760000 | BLT 5.08/24/180 SN OR BX | C.216 |

## 1520000000

| | | |
|---|---|---|
| 1526410000 | BLZ 5.08/02/180 SN BK BX | I.38 |
| 1526460000 | BLZ 5.08/02/180 SN OR BX | I.38 |
| 1526510000 | BLZ 5.08/03/180 SN BK BX | I.39 |
| 1526510000 | BLZ 5.08/03/180 SN BK BX | I.40 |
| 1526510000 | BLZ 5.08/03/180 SN BK BX | I.41 |
| 1526510000 | BLZ 5.08/03/180 SN BK BX | I.42 |
| 1526510000 | BLZ 5.08/03/180 SN BK BX | I.43 |
| 1526560000 | BLZ 5.08/03/180 SN OR BX | I.39 |
| 1526560000 | BLZ 5.08/03/180 SN OR BX | I.40 |
| 1526560000 | BLZ 5.08/03/180 SN OR BX | I.41 |
| 1526560000 | BLZ 5.08/03/180 SN OR BX | I.42 |
| 1526560000 | BLZ 5.08/03/180 SN OR BX | I.43 |

## 1530000000

| | | |
|---|---|---|
| 1539860000 | TOP1.5GS BB OR | D.7 |

## 1540000000

| | | |
|---|---|---|
| 1545710000 | BLZ/SL KO SW | D.11 |

## 1560000000

| | | |
|---|---|---|
| 1563000000 | RSV1,6 ZE 36 SW | D.3 |
| 1563100000 | RSV1,6 ZE 24 SW | D.3 |
| 1563200000 | RSV1,6 ZE 18 SW | D.3 |
| 1563300000 | RSV1,6 ZE 12 SW | D.3 |
| 1563400000 | RSV1,6 ZE 9 SW | D.3 |
| 1563500000 | RSV1,6 ZE 6 SW | D.3 |
| 1563600000 | RSV1,6 ZE 4 SW | D.3 |
| 1565760000 | CSL1,6R14-12 AU,75 I3,5 | C.254 |
| 1565780000 | CSL1,6R14-12 SN I3,5 | C.254 |
| 1565790000 | CSL1,6R18-16 AU,75 I2,5 | C.254 |
| 1565810000 | CSL1,6R18-16 SN I2,5 | C.254 |
| 1565820000 | CSL1,6R22-20 AU,75 I2,5 | C.254 |
| 1565840000 | CSL1,6R22-20 SN I2,5 | C.254 |
| 1565850000 | CSL1,6R22-20 AU,75 I1,8 | C.254 |
| 1565870000 | CSL1,6R22-20 SN I1,8 | C.254 |
| 1565880000 | CSL1,6R26-24 AU,75 I1,4 | C.254 |
| 1565900000 | CSL1,6R26-24 SN I1,4 | C.254 |
| 1567060000 | DFFC 0.5-1.0 SN E | C.234 |
| 1567070000 | DFFC 1.5-2.5 SN E | C.234 |
| 1567430000 | RSV1,6 KO | D.11 |

## 1570000000

| | | |
|---|---|---|
| 1571110000 | SL 5.00/12/90 3.2SN OR BX | C.144 |
| 1571130000 | SL 5.00/02/90 3.2SN OR BX | C.144 |
| 1571140000 | SL 5.00/03/90 3.2SN OR BX | C.144 |
| 1571150000 | SL 5.00/04/90 3.2SN OR BX | C.144 |
| 1571160000 | SL 5.00/05/90 3.2SN OR BX | C.144 |
| 1571170000 | SL 5.00/06/90 3.2SN OR BX | C.144 |
| 1571180000 | SL 5.00/07/90 3.2SN OR BX | C.144 |
| 1571190000 | SL 5.00/08/90 3.2SN OR BX | C.144 |
| 1571200000 | SL 5.00/09/90 3.2SN OR BX | C.144 |
| 1571210000 | SL 5.00/10/90 3.2SN OR BX | C.144 |
| 1571220000 | SL 5.00/11/90 3.2SN OR BX | C.144 |
| 1571230000 | SL 5.00/13/90 3.2SN OR BX | C.144 |
| 1571240000 | SL 5.00/14/90 3.2SN OR BX | C.144 |
| 1571250000 | SL 5.00/15/90 3.2SN OR BX | C.144 |
| 1571260000 | SL 5.00/16/90 3.2SN OR BX | C.144 |
| 1571270000 | SL 5.00/17/90 3.2SN OR BX | C.144 |
| 1571280000 | SL 5.00/18/90 3.2SN OR BX | C.144 |
| 1571290000 | SL 5.00/19/90 3.2SN OR BX | C.144 |
| 1571300000 | SL 5.00/20/90 3.2SN OR BX | C.144 |
| 1571310000 | SL 5.00/21/90 3.2SN OR BX | C.144 |
| 1571320000 | SL 5.00/22/90 3.2SN OR BX | C.144 |
| 1571330000 | SL 5.00/23/90 3.2SN OR BX | C.144 |
| 1571340000 | SL 5.00/24/90 3.2SN OR BX | C.144 |
| 1571700000 | TOP4GS9/180 7.62 OR | B.51 |
| 1573010000 | BLZ/SL KO OR | D.11 |
| 1577980000 | BLAT ZE4 OR | D.2 |
| 1578010000 | BLAT ZE8 OR | D.2 |
| 1578820000 | TOP1.5GS5/90 5 2STI OR | B.44 |

## 1580000000

| | | |
|---|---|---|
| 1580100000 | SL FLA 1.5/1 | D.9 |
| 1580110000 | SL FLA 3.8/1 | D.9 |
| 1580120000 | SL FLA 9.0/1 | D.9 |
| 1580860000 | SL 5.00/02/90B 3.2SN OR BX | C.145 |
| 1580870000 | SL 5.00/03/90B 3.2SN OR BX | C.145 |
| 1580880000 | SL 5.00/04/90B 3.2SN OR BX | C.145 |
| 1580890000 | SL 5.00/05/90B 3.2SN OR BX | C.145 |
| 1580900000 | SL 5.00/06/90B 3.2SN OR BX | C.145 |
| 1580910000 | SL 5.00/07/90B 3.2SN OR BX | C.145 |
| 1580920000 | SL 5.00/08/90B 3.2SN OR BX | C.145 |
| 1580930000 | SL 5.00/09/90B 3.2SN OR BX | C.145 |
| 1580940000 | SL 5.00/10/90B 3.2SN OR BX | C.145 |
| 1580950000 | SL 5.00/11/90B 3.2SN OR BX | C.145 |
| 1580960000 | SL 5.00/12/90B 3.2SN OR BX | C.145 |
| 1580970000 | SL 5.00/13/90B 3.2SN OR BX | C.145 |
| 1580980000 | SL 5.00/14/90B 3.2SN OR BX | C.145 |
| 1580990000 | SL 5.00/15/90B 3.2SN OR BX | C.145 |
| 1581000000 | SL 5.00/16/90B 3.2SN OR BX | C.145 |
| 1581010000 | SL 5.00/17/90B 3.2SN OR BX | C.145 |
| 1581020000 | SL 5.00/18/90B 3.2SN OR BX | C.145 |
| 1581030000 | SL 5.00/19/90B 3.2SN OR BX | C.145 |
| 1581040000 | SL 5.00/20/90B 3.2SN OR BX | C.145 |
| 1581050000 | SL 5.00/21/90B 3.2SN OR BX | C.145 |
| 1581060000 | SL 5.00/22/90B 3.2SN OR BX | C.145 |
| 1581070000 | SL 5.00/23/90B 3.2SN OR BX | C.145 |
| 1581080000 | SL 5.00/24/90B 3.2SN OR BX | C.145 |
| 1581320000 | SL 5.00/02/180 3.2SN OR BX | C.146 |
| 1581330000 | SL 5.00/03/180 3.2SN OR BX | C.146 |
| 1581340000 | SL 5.00/04/180 3.2SN OR BX | C.146 |
| 1581350000 | SL 5.00/05/180 3.2SN OR BX | C.146 |
| 1581360000 | SL 5.00/06/180 3.2SN OR BX | C.146 |
| 1581370000 | SL 5.00/07/180 3.2SN OR BX | C.146 |
| 1581380000 | SL 5.00/08/180 3.2SN OR BX | C.146 |
| 1581390000 | SL 5.00/09/180 3.2SN OR BX | C.146 |
| 1581400000 | SL 5.00/10/180 3.2SN OR BX | C.146 |
| 1581410000 | SL 5.00/11/180 3.2SN OR BX | C.146 |





«ЭЛЕКТРО-ПРОФИ» - http://www.ep.ru

| Order No. | Type | Page |
|---|---|---|
| 1581420000 | SL 5.00/12/180 3.2SN OR BX | C.146 |
| 1581430000 | SL 5.00/13/180 3.2SN OR BX | C.146 |
| 1581440000 | SL 5.00/14/180 3.2SN OR BX | C.146 |
| 1581450000 | SL 5.00/15/180 3.2SN OR BX | C.146 |
| 1581460000 | SL 5.00/16/180 3.2SN OR BX | C.146 |
| 1581470000 | SL 5.00/17/180 3.2SN OR BX | C.146 |
| 1581480000 | SL 5.00/18/180 3.2SN OR BX | C.146 |
| 1581490000 | SL 5.00/19/180 3.2SN OR BX | C.146 |
| 1581500000 | SL 5.00/20/180 3.2SN OR BX | C.146 |
| 1581510000 | SL 5.00/21/180 3.2SN OR BX | C.146 |
| 1581520000 | SL 5.00/22/180 3.2SN OR BX | C.146 |
| 1581530000 | SL 5.00/23/180 3.2SN OR BX | C.146 |
| 1581540000 | SL 5.00/24/180 3.2SN OR BX | C.146 |
| 1581780000 | SL 5.00/02/180B 3.2SN OR BX | C.147 |
| 1581790000 | SL 5.00/03/180B 3.2SN OR BX | C.147 |
| 1581800000 | SL 5.00/04/180B 3.2SN OR BX | C.147 |
| 1581810000 | SL 5.00/05/180B 3.2SN OR BX | C.147 |
| 1581820000 | SL 5.00/06/180B 3.2SN OR BX | C.147 |
| 1581830000 | SL 5.00/07/180B 3.2SN OR BX | C.147 |
| 1581840000 | SL 5.00/08/180B 3.2SN OR BX | C.147 |
| 1581850000 | SL 5.00/09/180B 3.2SN OR BX | C.147 |
| 1581860000 | SL 5.00/10/180B 3.2SN OR BX | C.147 |
| 1581870000 | SL 5.00/11/180B 3.2SN OR BX | C.147 |
| 1581880000 | SL 5.00/12/180B 3.2SN OR BX | C.147 |
| 1581890000 | SL 5.00/13/180B 3.2SN OR BX | C.147 |
| 1581900000 | SL 5.00/14/180B 3.2SN OR BX | C.147 |
| 1581910000 | SL 5.00/15/180B 3.2SN OR BX | C.147 |
| 1581920000 | SL 5.00/16/180B 3.2SN OR BX | C.147 |
| 1581930000 | SL 5.00/17/180B 3.2SN OR BX | C.147 |
| 1581940000 | SL 5.00/18/180B 3.2SN OR BX | C.147 |
| 1581950000 | SL 5.00/19/180B 3.2SN OR BX | C.147 |
| 1581960000 | SL 5.00/20/180B 3.2SN OR BX | C.147 |
| 1581970000 | SL 5.00/21/180B 3.2SN OR BX | C.147 |
| 1581980000 | SL 5.00/22/180B 3.2SN OR BX | C.147 |
| 1581990000 | SL 5.00/23/180B 3.2SN OR BX | C.147 |
| 1582000000 | SL 5.00/24/180B 3.2SN OR BX | C.147 |
| 1582250000 | CS1,6E18-16 AU,75 I3,5 | C.254 |
| 1582260000 | CS1,6R18-16 AU,75 I3,5 | C.254 |
| 1582270000 | CS1,6E18-16 SN I3,5 | C.254 |
| 1582280000 | CS1,6R18-16 SN I3,5 | C.254 |
| 1582290000 | CS1,6E14-12 AU,75 I4,2 | C.254 |
| 1582300000 | CS1,6R14-12 AU,75 I4,2 | C.254 |
| 1582310000 | CS1,6E14-12 SN I4,2 | C.254 |
| 1582320000 | CS1,6R14-12 SN I4,2 | C.254 |
| 1582330000 | CSL1,6E18-16 AU,75 I3,5 | C.254 |
| 1582340000 | CSL1,6R18-16 AU,75 I3,5 | C.254 |
| 1582350000 | CSL1,6E18-16 SN I3,5 | C.254 |
| 1582360000 | CSL1,6R18-16 SN I3,5 | C.254 |
| 1582370000 | CSL1,6E14-12 AU,75 I4,2 | C.254 |
| 1582380000 | CSL1,6R14-12 AU,75 I4,2 | C.254 |
| 1582390000 | CSL1,6E14-12 SN I4,2 | C.254 |
| 1582400000 | CSL1,6R14-12 SN I4,2 | C.254 |
| 1582410000 | CB1,6E18-16 AU,75 I3,5 | C.254 |
| 1582420000 | CB1,6R18-16 AU,75 I3,5 | C.254 |
| 1582430000 | CB1,6E18-16 SN I3,5 | C.254 |
| 1582440000 | CB1,6R18-16 SN I3,5 | C.254 |
| 1582450000 | CB1,6E14-12 AU,75 I4,2 | C.254 |
| 1582460000 | CB1,6R14-12 AU,75 I4,2 | C.254 |
| 1582470000 | CB1,6E14-12 SN I4,2 | C.254 |
| 1582480000 | CB1,6R14-12 SN I4,2 | C.254 |
| 1582910000 | RSV1,6 RF4/35x7.5 SW | D.3 |
| 1582920000 | RSV1,6 RF6/35x7.5 SW | D.3 |
| 1582930000 | RSV1,6 RF9/35x7.5 SW | D.3 |
| 1582940000 | RSV1,6 RF12/35x7.5 SW | D.3 |
| 1582950000 | RSV1,6 RF18/35x7.5 SW | D.3 |
| 1582960000 | RSV1,6 RF24/35x7.5 SW | D.3 |
| 1582970000 | RSV1,6 RF36/35x7.5 SW | D.3 |
| 1584770000 | LPA QB 17 | D.15 |


## 1590000000


| | | |
|---|---|---|
| 1592820000 | LP 5.08/02/90 3.2SN OR BX | B.24 |
| 1592830000 | LP 5.08/03/90 3.2SN OR BX | B.24 |
| 1593450000 | SLA BB12R OR | D.6 |
| 1594200000 | SLA BB14 OR | D.7 |
| 1594320000 | LP 5.00/02/90 3.2SN OR BX | B.22 |
| 1594330000 | LP 5.00/03/90 3.2SN OR BX | B.22 |
| 1594340000 | LPP 5.00/02/90 3.2SN OR BX | B.23 |
| 1594350000 | LPP 5.00/03/90 3.2SN OR BX | B.23 |
| 1594360000 | LP 5.08/04/90 3.2SN OR BX | B.24 |
| 1594370000 | LP 5.08/08/90 3.2SN OR BX | B.24 |
| 1594380000 | LP 5.08/10/90 3.2SN OR BX | B.24 |
| 1594390000 | LP 5.08/16/90 3.2SN OR BX | B.24 |
| 1594400000 | LPP 5.08/02/90 3.2SN OR BX | B.25 |
| 1594410000 | LPP 5.08/03/90 3.2SN OR BX | B.25 |
| 1594420000 | LP 7.50/02/90 3.2SN OR BX | B.32 |
| 1594430000 | LP 7.50/03/90 3.2SN OR BX | B.32 |
| 1594440000 | LPP 7.50/02/90 3.2SN OR BX | B.33 |
| 1594450000 | LPP 7.50/03/90 3.2SN OR BX | B.33 |
| 1594460000 | LP 7.62/02/90 3.2SN OR BX | B.34 |
| 1594470000 | LP 7.62/03/90 3.2SN OR BX | B.34 |
| 1594480000 | LPP 7.62/02/90 3.2SN OR BX | B.35 |
| 1594490000 | LPP 7.62/03/90 3.2SN OR BX | B.35 |
| 1595690000 | LP 5.08/03/135 3.2 OR | B.25 |
| 1595710000 | LP5.00/3/135 3.2 OR | B.23 |
| 1595730000 | LP 5.08/02/135 3.2 OR | B.25 |
| 1595750000 | LP5.00/2/135 3.2 OR | B.23 |
| 1595770000 | LP7.50/2/135 3.2 OR | B.33 |
| 1595790000 | LP7.62/2/135 3.2 OR | B.35 |
| 1595810000 | LP7.50/3/135 3.2 OR | B.33 |
| 1595830000 | LP7.62/3/135 3.2 OR | B.35 |
| 1595850000 | SL FLA 1.5/24 | D.9 |
| 1595860000 | SL FLA 3.8/24 | D.9 |
| 1595870000 | SL FLA 9.0/24 | D.9 |
| 1596320000 | LP3R 5.08/09/90 3.2SN OR BX | B.30 |
| 1596340000 | LP3R 5.08/12/90 3.2SN OR BX | B.30 |
| 1596360000 | LP3R 5.08/15/90 3.2SN OR BX | B.30 |
| 1596380000 | LP3R 5.08/18/90 3.2SN OR BX | B.30 |
| 1596400000 | LP3R 5.08/24/90 3.2SN OR BX | B.30 |
| 1596420000 | LP3R 5.08/30/90 3.2SN OR BX | B.30 |
| 1596450000 | LP2N 5.00/08/90 3.2SN OR BX | B.27 |
| 1596460000 | LP2N 5.08/08/90 3.2SN OR BX | B.29 |
| 1596490000 | LP2N 5.00/10/90 3.2SN OR BX | B.27 |
| 1596510000 | LP2N 5.08/10/90 3.2SN OR BX | B.29 |
| 1596530000 | LP2N 5.08/16/90 3.2SN OR BX | B.29 |
| 1596550000 | LP2N 5.00/16/90 3.2SN OR BX | B.27 |
| 1596570000 | LP2N 5.08/20/90 3.2SN OR BX | B.29 |
| 1596590000 | LP2N 5.00/20/90 3.2SN OR BX | B.27 |
| 1596610000 | LP2N 5.08/24/90 3.2SN OR BX | B.29 |
| 1596630000 | LP2N 5.00/24/90 3.2SN OR BX | B.27 |
| 1596650000 | LP2N 5.08/30/90 3.2SN OR BX | B.29 |
| 1596670000 | LP2N 5.00/30/90 3.2SN OR BX | B.27 |
| 1597060000 | TOP1.5GS6/180 7 2STI OR | B.47 |
| 1597070000 | TOP1.5GS7/180 7 2STI OR | B.47 |
| 1597080000 | TOP1.5GS9/180 7 2STI OR | B.47 |
| 1597090000 | TOP1.5GS11/180 7 2ST OR | B.47 |
| 1597210000 | SL 3.50/02/90 3.2SN OR BX | C.32 |
| 1597220000 | SL 3.50/03/90 3.2SN OR BX | C.32 |
| 1597230000 | SL 3.50/04/90 3.2SN OR BX | C.32 |
| 1597240000 | SL 3.50/05/90 3.2SN OR BX | C.32 |
| 1597250000 | SL 3.50/06/90 3.2SN OR BX | C.32 |
| 1597260000 | SL 3.50/07/90 3.2SN OR BX | C.32 |
| 1597270000 | SL 3.50/08/90 3.2SN OR BX | C.32 |
| 1597280000 | SL 3.50/09/90 3.2SN OR BX | C.32 |
| 1597290000 | SL 3.50/10/90 3.2SN OR BX | C.32 |
| 1597300000 | SL 3.50/11/90 3.2SN OR BX | C.32 |
| 1597310000 | SL 3.50/12/90 3.2SN OR BX | C.32 |
| 1597320000 | SL 3.50/13/90 3.2SN OR BX | C.32 |
| 1597330000 | SL 3.50/14/90 3.2SN OR BX | C.32 |
| 1597340000 | SL 3.50/15/90 3.2SN OR BX | C.32 |
| 1597350000 | SL 3.50/16/90 3.2SN OR BX | C.32 |
| 1597360000 | BL 3.50/02/180 SN OR BX | C.44 |
| 1597370000 | BL 3.50/03/180 SN OR BX | C.44 |
| 1597380000 | BL 3.50/04/180 SN OR BX | C.44 |
| 1597390000 | BL 3.50/05/180 SN OR BX | C.44 |
| 1597400000 | BL 3.50/06/180 SN OR BX | C.44 |
| 1597410000 | BL 3.50/07/180 SN OR BX | C.44 |
| 1597420000 | BL 3.50/08/180 SN OR BX | C.44 |
| 1597430000 | BL 3.50/09/180 SN OR BX | C.44 |
| 1597440000 | BL 3.50/10/180 SN OR BX | C.44 |
| 1597450000 | BL 3.50/11/180 SN OR BX | C.44 |
| 1597460000 | BL 3.50/12/180 SN OR BX | C.44 |
| 1597470000 | BL 3.50/13/180 SN OR BX | C.44 |
| 1597480000 | BL 3.50/14/180 SN OR BX | C.44 |
| 1597490000 | BL 3.50/15/180 SN OR BX | C.44 |
| 1597500000 | BL 3.50/16/180 SN OR BX | C.44 |
| 1597510000 | SL 3.5 FLA 1.5/8 | D.8 |
| 1597520000 | SL 3.5 FLA 2.3/8 | D.8 |
| 1597530000 | SL 3.5 FLA 4.0/8 | D.8 |
| 1597630000 | SL 3.5 FLA 1.5/1.75/8 | D.8 |
| 1597640000 | SL 3.5 FLA 2.3/1.75/8 | D.8 |
| 1597650000 | SL 3.5 FLA 4.0/1.75/8 | D.8 |
| 1598300000 | SL AT OR | D.11 |
| 1599120000 | SLDF VR | D.5 |
| 1599130000 | SLDF 5.08 L/F 2 SN OR | C.200 |
| 1599140000 | SLDF 5.08 L/F 3 SN OR | C.200 |
| 1599150000 | SLDF 5.08 L/F 4 SN OR | C.200 |
| 1599160000 | SLDF 5.08 L/F 5 SN OR | C.200 |
| 1599170000 | SLDF 5.08 L/F 6 SN OR | C.200 |
| 1599180000 | SLDF 5.08 L/F 7 SN OR | C.200 |
| 1599190000 | SLDF 5.08 L/F 8 SN OR | C.200 |
| 1599200000 | SLDF 5.08 L/F 9 SN OR | C.200 |
| 1599210000 | SLDF 5.08 L/F 10 SN OR | C.200 |
| 1599220000 | SLDF 5.08 L/F 11 SN OR | C.200 |
| 1599230000 | SLDF 5.08 L/F 12 SN OR | C.200 |
| 1599240000 | SLDF 5.08 L/F 13 SN OR | C.200 |
| 1599250000 | SLDF 5.08 L/F 14 SN OR | C.200 |
| 1599260000 | SLDF 5.08 L/F 15 SN OR | C.200 |
| 1599270000 | SLDF 5.08 L/F 16 SN OR | C.200 |


## 1600000000


| | | |
|---|---|---|
| 1601790000 | SLD 5.08/04/90G 3.2SN OR BX | C.198 |
| 1601800000 | SLD 5.08/06/90G 3.2SN OR BX | C.198 |
| 1601810000 | SLD 5.08/08/90G 3.2SN OR BX | C.198 |
| 1601820000 | SLD 5.08/10/90G 3.2SN OR BX | C.198 |
| 1601830000 | SLD 5.08/12/90G 3.2SN OR BX | C.198 |
| 1601840000 | SLD 5.08/14/90G 3.2SN OR BX | C.198 |
| 1601850000 | SLD 5.08/16/90G 3.2SN OR BX | C.198 |
| 1601860000 | SLD 5.08/18/90G 3.2SN OR BX | C.198 |
| 1601870000 | SLD 5.08/20/90G 3.2SN OR BX | C.198 |
| 1601880000 | SLD 5.08/22/90G 3.2SN OR BX | C.198 |
| 1601890000 | SLD 5.08/24/90G 3.2SN OR BX | C.198 |
| 1601900000 | SLD 5.08/26/90G 3.2SN OR BX | C.198 |
| 1601910000 | SLD 5.08/28/90G 3.2SN OR BX | C.198 |
| 1601920000 | SLD 5.08/30/90G 3.2SN OR BX | C.198 |
| 1601930000 | SLD 5.08/32/90G 3.2SN OR BX | C.198 |
| 1601940000 | SLD 5.08/34/90G 3.2SN OR BX | C.198 |
| 1601950000 | SLD 5.08/36/90G 3.2SN OR BX | C.198 |
| 1601960000 | SLD 5.08/38/90G 3.2SN OR BX | C.198 |
| 1601970000 | SLD 5.08/40/90G 3.2SN OR BX | C.198 |
| 1601980000 | SLD 5.08/42/90G 3.2SN OR BX | C.198 |
| 1601990000 | SLD 5.08/44/90G 3.2SN OR BX | C.198 |
| 1602000000 | SLD 5.08/46/90G 3.2SN OR BX | C.198 |
| 1602010000 | SLD 5.08/48/90G 3.2SN OR BX | C.198 |
| 1602390000 | SLD 5.08/04/180G 3.2SN OR BX | C.199 |
| 1602400000 | SLD 5.08/06/180G 3.2SN OR BX | C.199 |
| 1602410000 | SLD 5.08/08/180G 3.2SN OR BX | C.199 |
| 1602420000 | SLD 5.08/10/180G 3.2SN OR BX | C.199 |
| 1602430000 | SLD 5.08/12/180G 3.2SN OR BX | C.199 |
| 1602440000 | SLD 5.08/14/180G 3.2SN OR BX | C.199 |
| 1602450000 | SLD 5.08/16/180G 3.2SN OR BX | C.199 |
| 1602460000 | SLD 5.08/18/180G 3.2SN OR BX | C.199 |
| 1602470000 | SLD 5.08/20/180G 3.2SN OR BX | C.199 |
| 1602480000 | SLD 5.08/22/180G 3.2SN OR BX | C.199 |
| 1602490000 | SLD 5.08/24/180G 3.2SN OR BX | C.199 |
| 1602500000 | SLD 5.08/26/180G 3.2SN OR BX | C.199 |
| 1602510000 | SLD 5.08/28/180G 3.2SN OR BX | C.199 |
| 1602520000 | SLD 5.08/30/180G 3.2SN OR BX | C.199 |
| 1602530000 | SLD 5.08/32/180G 3.2SN OR BX | C.199 |
| 1602540000 | SLD 5.08/34/180G 3.2SN OR BX | C.199 |
| 1602550000 | SLD 5.08/36/180G 3.2SN OR BX | C.199 |
| 1602560000 | SLD 5.08/38/180G 3.2SN OR BX | C.199 |
| 1602570000 | SLD 5.08/40/180G 3.2SN OR BX | C.199 |
| 1602580000 | SLD 5.08/42/180G 3.2SN OR BX | C.199 |
| 1602590000 | SLD 5.08/44/180G 3.2SN OR BX | C.199 |
| 1602600000 | SLD 5.08/46/180G 3.2SN OR BX | C.199 |
| 1602610000 | SLD 5.08/48/180G 3.2SN OR BX | C.199 |
| 1604120000 | SLA BB11R OR | D.6 |
| 1604230000 | DFFC 0.22-0.35 SN 3000 | C.234 |
| 1604250000 | DFFC 0.22-0.35 SN E | C.234 |
| 1604470000 | SL 3.50/02/180G 3.2SN OR BX | C.35 |
| 1604480000 | SL 3.50/03/180G 3.2SN OR BX | C.35 |
| 1604490000 | SL 3.50/04/180G 3.2SN OR BX | C.35 |
| 1604500000 | SL 3.50/05/180G 3.2SN OR BX | C.35 |
| 1604510000 | SL 3.50/06/180G 3.2SN OR BX | C.35 |
| 1604520000 | SL 3.50/07/180G 3.2SN OR BX | C.35 |
| 1604530000 | SL 3.50/08/180G 3.2SN OR BX | C.35 |
| 1604540000 | SL 3.50/09/180G 3.2SN OR BX | C.35 |
| 1604550000 | SL 3.50/10/180G 3.2SN OR BX | C.35 |
| 1604560000 | SL 3.50/11/180G 3.2SN OR BX | C.35 |
| 1604570000 | SL 3.50/12/180G 3.2SN OR BX | C.35 |
| 1604580000 | SL 3.50/13/180G 3.2SN OR BX | C.35 |
| 1604590000 | SL 3.50/14/180G 3.2SN OR BX | C.35 |
| 1604600000 | SL 3.50/15/180G 3.2SN OR BX | C.35 |
| 1604610000 | SL 3.50/16/180G 3.2SN OR BX | C.35 |
| 1604770000 | SL 3.50/02/180 3.2SN OR BX | C.34 |
| 1604780000 | SL 3.50/03/180 3.2SN OR BX | C.34 |
| 1604790000 | SL 3.50/04/180 3.2SN OR BX | C.34 |
| 1604800000 | SL 3.50/05/180 3.2SN OR BX | C.34 |
| 1604810000 | SL 3.50/06/180 3.2SN OR BX | C.34 |
| 1604820000 | SL 3.50/07/180 3.2SN OR BX | C.34 |
| 1604830000 | SL 3.50/08/180 3.2SN OR BX | C.34 |
| 1604840000 | SL 3.50/09/180 3.2SN OR BX | C.34 |
| 1604850000 | SL 3.50/10/180 3.2SN OR BX | C.34 |
| 1604860000 | SL 3.50/11/180 3.2SN OR BX | C.34 |
| 1604870000 | SL 3.50/12/180 3.2SN OR BX | C.34 |
| 1604880000 | SL 3.50/13/180 3.2SN OR BX | C.34 |
| 1604890000 | SL 3.50/14/180 3.2SN OR BX | C.34 |
| 1604900000 | SL 3.50/15/180 3.2SN OR BX | C.34 |
| 1604910000 | SL 3.50/16/180 3.2SN OR BX | C.34 |
| 1605070000 | SL 3.50/02/90G 3.2SN OR BX | C.33 |
| 1605080000 | SL 3.50/03/90G 3.2SN OR BX | C.33 |
| 1605090000 | SL 3.50/04/90G 3.2SN OR BX | C.33 |
| 1605100000 | SL 3.50/05/90G 3.2SN OR BX | C.33 |
| 1605110000 | SL 3.50/06/90G 3.2SN OR BX | C.33 |
| 1605120000 | SL 3.50/07/90G 3.2SN OR BX | C.33 |
| 1605130000 | SL 3.50/08/90G 3.2SN OR BX | C.33 |
| 1605140000 | SL 3.50/09/90G 3.2SN OR BX | C.33 |
| 1605150000 | SL 3.50/10/90G 3.2SN OR BX | C.33 |
| 1605160000 | SL 3.50/11/90G 3.2SN OR BX | C.33 |
| 1605170000 | SL 3.50/12/90G 3.2SN OR BX | C.33 |
| 1605180000 | SL 3.50/13/90G 3.2SN OR BX | C.33 |
| 1605190000 | SL 3.50/14/90G 3.2SN OR BX | C.33 |
| 1605200000 | SL 3.50/15/90G 3.2SN OR BX | C.33 |
| 1605210000 | SL 3.50/16/90G 3.2SN OR BX | C.33 |
| 1606450000 | SL 135 BB15R OR | D.6 |
| 1606640000 | BL 3.50/02/180F SN OR BX | C.45 |
| 1606650000 | BL 3.50/03/180F SN OR BX | C.45 |
| 1606660000 | BL 3.50/04/180F SN OR BX | C.45 |
| 1606670000 | BL 3.50/05/180F SN OR BX | C.45 |
| 1606680000 | BL 3.50/06/180F SN OR BX | C.45 |
| 1606690000 | BL 3.50/07/180F SN OR BX | C.45 |
| 1606700000 | BL 3.50/08/180F SN OR BX | C.45 |
| 1606710000 | BL 3.50/09/180F SN OR BX | C.45 |
| 1606720000 | BL 3.50/10/180F SN OR BX | C.45 |
| 1606730000 | BL 3.50/11/180F SN OR BX | C.45 |
| 1606740000 | BL 3.50/12/180F SN OR BX | C.45 |
| 1606750000 | BL 3.50/13/180F SN OR BX | C.45 |
| 1606760000 | BL 3.50/14/180F SN OR BX | C.45 |
| 1606770000 | BL 3.50/15/180F SN OR BX | C.45 |
| 1606780000 | BL 3.50/16/180F SN OR BX | C.45 |
| 1607040000 | SL 3.50/02/90F 3.2SN OR BX | C.33 |
| 1607050000 | SL 3.50/03/90F 3.2SN OR BX | C.33 |
| 1607060000 | SL 3.50/04/90F 3.2SN OR BX | C.33 |
| 1607070000 | SL 3.50/05/90F 3.2SN OR BX | C.33 |
| 1607080000 | SL 3.50/06/90F 3.2SN OR BX | C.33 |
| 1607090000 | SL 3.50/07/90F 3.2SN OR BX | C.33 |
| 1607100000 | SL 3.50/08/90F 3.2SN OR BX | C.33 |
| 1607110000 | SL 3.50/09/90F 3.2SN OR BX | C.33 |




«ЭЛЕКТРО-ПРОФИ» - http://www.ep.ru

| Order No. | Type | Page |
|---|---|---|
| 1607120000 | SL 3.50/10/90F 3.2SN OR BX | C.33 |
| 1607130000 | SL 3.50/11/90F 3.2SN OR BX | C.33 |
| 1607140000 | SL 3.50/12/90F 3.2SN OR BX | C.33 |
| 1607150000 | SL 3.50/13/90F 3.2SN OR BX | C.33 |
| 1607160000 | SL 3.50/14/90F 3.2SN OR BX | C.33 |
| 1607170000 | SL 3.50/15/90F 3.2SN OR BX | C.33 |
| 1607180000 | SL 3.50/16/90F 3.2SN OR BX | C.33 |
| 1607500000 | SL 3.50/02/180F 3.2SN OR BX | C.35 |
| 1607510000 | SL 3.50/03/180F 3.2SN OR BX | C.35 |
| 1607520000 | SL 3.50/04/180F 3.2SN OR BX | C.35 |
| 1607530000 | SL 3.50/05/180F 3.2SN OR BX | C.35 |
| 1607540000 | SL 3.50/06/180F 3.2SN OR BX | C.35 |
| 1607550000 | SL 3.50/07/180F 3.2SN OR BX | C.35 |
| 1607560000 | SL 3.50/08/180F 3.2SN OR BX | C.35 |
| 1607570000 | SL 3.50/09/180F 3.2SN OR BX | C.35 |
| 1607580000 | SL 3.50/10/180F 3.2SN OR BX | C.35 |
| 1607590000 | SL 3.50/11/180F 3.2SN OR BX | C.35 |
| 1607600000 | SL 3.50/12/180F 3.2SN OR BX | C.35 |
| 1607610000 | SL 3.50/13/180F 3.2SN OR BX | C.35 |
| 1607620000 | SL 3.50/14/180F 3.2SN OR BX | C.35 |
| 1607630000 | SL 3.50/15/180F 3.2SN OR BX | C.35 |
| 1607640000 | SL 3.50/16/180F 3.2SN OR BX | C.35 |
| 1608250000 | LP 5.08/06/90 3.2SN OR BX | B.24 |
| 1608270000 | LP 5.08/12/90 3.2SN OR BX | B.24 |
| 1608290000 | LP 5.08/24/90 3.2SN OR BX | B.24 |
| 1608310000 | LP 5.00/04/90 3.2SN OR BX | B.22 |
| 1608330000 | LP 5.00/06/90 3.2SN OR BX | B.22 |
| 1608350000 | LP 5.00/08/90 3.2SN OR BX | B.22 |
| 1608370000 | LP 5.00/10/90 3.2SN OR BX | B.22 |
| 1608390000 | LP 5.00/12/90 3.2SN OR BX | B.22 |
| 1608410000 | LP 5.00/16/90 3.2SN OR BX | B.22 |
| 1608430000 | LP 5.00/24/90 3.2SN OR BX | B.22 |
| 1609860000 | WS 12/5 MC NEUTRAL | D.18 |
| 1609860000 | WS 12/5 MC NEUTRAL | J.2 |

# 1610000000

| | | |
|---|---|---|
| 1610100000 | BL SL 3.5 KO SW | D.10 |
| 1610180000 | BL 3.50/06/180 SN BK BX | C.44 |
| 1610190000 | BL 3.50/07/180 SN BK BX | C.44 |
| 1610200000 | BL 3.50/10/180 SN BK BX | C.44 |
| 1610490000 | BLC 5.08/02/180R OR BX | C.234 |
| 1610500000 | BLC 5.08/03/180R OR BX | C.234 |
| 1610510000 | BLC 5.08/04/180R OR BX | C.234 |
| 1610520000 | BLC 5.08/05/180R OR BX | C.234 |
| 1610530000 | BLC 5.08/06/180R OR BX | C.234 |
| 1610540000 | BLC 5.08/07/180R OR BX | C.234 |
| 1610550000 | BLC 5.08/08/180R OR BX | C.234 |
| 1610560000 | BLC 5.08/09/180R OR BX | C.234 |
| 1610570000 | BLC 5.08/10/180R OR BX | C.234 |
| 1610580000 | BLC 5.08/11/180R OR BX | C.234 |
| 1610590000 | BLC 5.08/12/180R OR BX | C.234 |
| 1610600000 | BLC 5.08/13/180R OR BX | C.234 |
| 1610610000 | BLC 5.08/14/180R OR BX | C.234 |
| 1610620000 | BLC 5.08/15/180R OR BX | C.234 |
| 1610630000 | BLC 5.08/16/180R OR BX | C.234 |
| 1611710000 | SLT 5.08/02/180B SN OR BX | C.206 |
| 1611720000 | SLT 5.08/03/180B SN OR BX | C.206 |
| 1611730000 | SLT 5.08/04/180B SN OR BX | C.206 |
| 1611740000 | SLT 5.08/05/180B SN OR BX | C.206 |
| 1611750000 | SLT 5.08/06/180B SN OR BX | C.206 |
| 1611760000 | SLT 5.08/07/180B SN OR BX | C.206 |
| 1611770000 | SLT 5.08/08/180B SN OR BX | C.206 |
| 1611780000 | SLT 5.08/09/180B SN OR BX | C.206 |
| 1611790000 | SLT 5.08/10/180B SN OR BX | C.206 |
| 1611800000 | SLT 5.08/11/180B SN OR BX | C.206 |
| 1611810000 | SLT 5.08/12/180B SN OR BX | C.206 |
| 1611820000 | SLT 5.08/13/180B SN OR BX | C.206 |
| 1611830000 | SLT 5.08/14/180B SN OR BX | C.206 |
| 1611840000 | SLT 5.08/15/180B SN OR BX | C.206 |
| 1611850000 | SLT 5.08/16/180B SN OR BX | C.206 |
| 1614090000 | BL 3.50/05/180 SN BK BX | C.44 |
| 1614350000 | SLD 5.00/04/90G 3.2 SN OR BX | C.150 |
| 1614360000 | SLD 5.00/06/90G 3.2 SN OR BX | C.150 |
| 1614370000 | SLD 5.00/08/90G 3.2 SN OR BX | C.150 |
| 1614380000 | SLD 5.00/10/90G 3.2 SN OR BX | C.150 |
| 1614390000 | SLD 5.00/12/90G 3.2 SN OR BX | C.150 |
| 1614400000 | SLD 5.00/14/90G 3.2 SN OR BX | C.150 |
| 1614410000 | SLD 5.00/16/90G 3.2 SN OR BX | C.150 |
| 1614420000 | SLD 5.00/18/90G 3.2 SN OR BX | C.150 |
| 1614430000 | SLD 5.00/20/90G 3.2 SN OR BX | C.150 |
| 1614440000 | SLD 5.00/22/90G 3.2 SN OR BX | C.150 |
| 1614450000 | SLD 5.00/24/90G 3.2 SN OR BX | C.150 |
| 1614460000 | SLD 5.00/26/90G 3.2 SN OR BX | C.150 |
| 1614470000 | SLD 5.00/28/90G 3.2 SN OR BX | C.150 |
| 1614480000 | SLD 5.00/30/90G 3.2 SN OR BX | C.150 |
| 1614490000 | SLD 5.00/32/90G 3.2 SN OR BX | C.150 |
| 1614500000 | SLD 5.00/34/90G 3.2 SN OR BX | C.150 |
| 1614510000 | SLD 5.00/36/90G 3.2 SN OR BX | C.150 |
| 1614520000 | SLD 5.00/38/90G 3.2 SN OR BX | C.150 |
| 1614530000 | SLD 5.00/40/90G 3.2 SN OR BX | C.150 |
| 1614540000 | SLD 5.00/42/90G 3.2 SN OR BX | C.150 |
| 1614550000 | SLD 5.00/44/90G 3.2 SN OR BX | C.150 |
| 1614560000 | SLD 5.00/46/90G 3.2 SN OR BX | C.150 |
| 1614570000 | SLD 5.00/48/90G 3.2 SN OR BX | C.150 |
| 1614810000 | SLD 5.00/04/180G 3.2SN OR BX | C.151 |
| 1614820000 | SLD 5.00/06/180G 3.2SN OR BX | C.151 |
| 1614830000 | SLD 5.00/08/180G 3.2SN OR BX | C.151 |
| 1614840000 | SLD 5.00/10/180G 3.2SN OR BX | C.151 |
| 1614850000 | SLD 5.00/12/180G 3.2SN OR BX | C.151 |
| 1614860000 | SLD 5.00/14/180G 3.2SN OR BX | C.151 |
| 1614870000 | SLD 5.00/16/180G 3.2SN OR BX | C.151 |
| 1614880000 | SLD 5.00/18/180G 3.2SN OR BX | C.151 |
| 1614890000 | SLD 5.00/20/180G 3.2SN OR BX | C.151 |
| 1614900000 | SLD 5.00/22/180G 3.2SN OR BX | C.151 |
| 1614910000 | SLD 5.00/24/180G 3.2SN OR BX | C.151 |
| 1614920000 | SLD 5.00/26/180G 3.2SN OR BX | C.151 |
| 1614930000 | SLD 5.00/28/180G 3.2SN OR BX | C.151 |
| 1614940000 | SLD 5.00/30/180G 3.2SN OR BX | C.151 |
| 1614950000 | SLD 5.00/32/180G 3.2SN OR BX | C.151 |
| 1614960000 | SLD 5.00/34/180G 3.2SN OR BX | C.151 |
| 1614970000 | SLD 5.00/36/180G 3.2SN OR BX | C.151 |
| 1614980000 | SLD 5.00/38/180G 3.2SN OR BX | C.151 |
| 1614990000 | SLD 5.00/40/180G 3.2SN OR BX | C.151 |
| 1615000000 | SLD 5.00/42/180G 3.2SN OR BX | C.151 |
| 1615010000 | SLD 5.00/44/180G 3.2SN OR BX | C.151 |
| 1615020000 | SLD 5.00/46/180G 3.2SN OR BX | C.151 |
| 1615030000 | SLD 5.00/48/180G 3.2SN OR BX | C.151 |
| 1615670000 | BL 3.50/02/180 SN BK BX | C.44 |
| 1615680000 | BL 3.50/03/180 SN BK BX | C.44 |
| 1615690000 | BL 3.50/04/180 SN BK BX | C.44 |
| 1615700000 | BL 3.50/08/180 SN BK BX | C.44 |
| 1615710000 | BL 3.50/09/180 SN BK BX | C.44 |
| 1615720000 | BL 3.50/11/180 SN BK BX | C.44 |
| 1615730000 | BL 3.50/12/180 SN BK BX | C.44 |
| 1615740000 | BL 3.50/13/180 SN BK BX | C.44 |
| 1615750000 | BL 3.50/14/180 SN BK BX | C.44 |
| 1615760000 | BL 3.50/15/180 SN BK BX | C.44 |
| 1615770000 | BL 3.50/16/180 SN BK BX | C.44 |
| 1615780000 | BL 3.50/02/180F SN BK BX | C.45 |
| 1615790000 | BL 3.50/03/180F SN BK BX | C.45 |
| 1615800000 | BL 3.50/04/180F SN BK BX | C.45 |
| 1615810000 | BL 3.50/05/180F SN BK BX | C.45 |
| 1615820000 | BL 3.50/06/180F SN BK BX | C.45 |
| 1615830000 | BL 3.50/07/180F SN BK BX | C.45 |
| 1615840000 | BL 3.50/08/180F SN BK BX | C.45 |
| 1615850000 | BL 3.50/09/180F SN BK BX | C.45 |
| 1615860000 | BL 3.50/10/180F SN BK BX | C.45 |
| 1615870000 | BL 3.50/11/180F SN BK BX | C.45 |
| 1615880000 | BL 3.50/12/180F SN BK BX | C.45 |
| 1615890000 | BL 3.50/13/180F SN BK BX | C.45 |
| 1615900000 | BL 3.50/14/180F SN BK BX | C.45 |
| 1615910000 | BL 3.50/15/180F SN BK BX | C.45 |
| 1615920000 | BL 3.50/16/180F SN BK BX | C.45 |
| 1618990000 | SL 3.50/17/90 3.2SN OR BX | C.32 |
| 1619000000 | SL 3.50/18/90 3.2SN OR BX | C.32 |
| 1619010000 | SL 3.50/19/90 3.2SN OR BX | C.32 |
| 1619020000 | SL 3.50/20/90 3.2SN OR BX | C.32 |
| 1619030000 | SL 3.50/21/90 3.2SN OR BX | C.32 |
| 1619040000 | SL 3.50/22/90 3.2SN OR BX | C.32 |
| 1619050000 | SL 3.50/23/90 3.2SN OR BX | C.32 |
| 1619060000 | SL 3.50/24/90 3.2SN OR BX | C.32 |
| 1619380000 | SL 3.50/17/90G 3.2SN OR BX | C.33 |
| 1619390000 | SL 3.50/18/90G 3.2SN OR BX | C.33 |
| 1619400000 | SL 3.50/19/90G 3.2SN OR BX | C.33 |
| 1619410000 | SL 3.50/20/90G 3.2SN OR BX | C.33 |
| 1619420000 | SL 3.50/21/90G 3.2SN OR BX | C.33 |
| 1619430000 | SL 3.50/22/90G 3.2SN OR BX | C.33 |
| 1619440000 | SL 3.50/23/90G 3.2SN OR BX | C.33 |
| 1619450000 | SL 3.50/24/90G 3.2SN OR BX | C.33 |
| 1619770000 | SL 3.50/17/90F 3.2SN OR BX | C.33 |
| 1619780000 | SL 3.50/18/90F 3.2SN OR BX | C.33 |
| 1619790000 | SL 3.50/19/90F 3.2SN OR BX | C.33 |
| 1619800000 | SL 3.50/20/90F 3.2SN OR BX | C.33 |
| 1619810000 | SL 3.50/21/90F 3.2SN OR BX | C.33 |
| 1619820000 | SL 3.50/22/90F 3.2SN OR BX | C.33 |
| 1619830000 | SL 3.50/23/90F 3.2SN OR BX | C.33 |
| 1619840000 | SL 3.50/24/90F 3.2SN OR BX | C.33 |

# 1620000000

| | | |
|---|---|---|
| 1620290000 | BL 3.50/17/180 SN OR BX | C.44 |
| 1620300000 | BL 3.50/18/180 SN OR BX | C.44 |
| 1620310000 | BL 3.50/19/180 SN OR BX | C.44 |
| 1620320000 | BL 3.50/20/180 SN OR BX | C.44 |
| 1620330000 | BL 3.50/21/180 SN OR BX | C.44 |
| 1620340000 | BL 3.50/22/180 SN OR BX | C.44 |
| 1620350000 | BL 3.50/23/180 SN OR BX | C.44 |
| 1620360000 | BL 3.50/24/180 SN OR BX | C.44 |
| 1620370000 | BL 3.50/17/180 SN BK BX | C.44 |
| 1620380000 | BL 3.50/18/180 SN BK BX | C.44 |
| 1620390000 | BL 3.50/19/180 SN BK BX | C.44 |
| 1620400000 | BL 3.50/20/180 SN BK BX | C.44 |
| 1620410000 | BL 3.50/21/180 SN BK BX | C.44 |
| 1620420000 | BL 3.50/22/180 SN BK BX | C.44 |
| 1620430000 | BL 3.50/23/180 SN BK BX | C.44 |
| 1620440000 | BL 3.50/24/180 SN BK BX | C.44 |
| 1620760000 | BL 3.50/17/180F SN OR BX | C.45 |
| 1620770000 | BL 3.50/18/180F SN OR BX | C.45 |
| 1620780000 | BL 3.50/19/180F SN OR BX | C.45 |
| 1620790000 | BL 3.50/20/180F SN OR BX | C.45 |
| 1620800000 | BL 3.50/21/180F SN OR BX | C.45 |
| 1620810000 | BL 3.50/22/180F SN OR BX | C.45 |
| 1620820000 | BL 3.50/23/180F SN OR BX | C.45 |
| 1620830000 | BL 3.50/24/180F SN OR BX | C.45 |
| 1620840000 | BL 3.50/17/180F SN BK BX | C.45 |
| 1620850000 | BL 3.50/18/180F SN BK BX | C.45 |
| 1620860000 | BL 3.50/19/180F SN BK BX | C.45 |
| 1620870000 | BL 3.50/20/180F SN BK BX | C.45 |
| 1620880000 | BL 3.50/21/180F SN BK BX | C.45 |
| 1620890000 | BL 3.50/22/180F SN BK BX | C.45 |
| 1620900000 | BL 3.50/23/180F SN BK BX | C.45 |
| 1620910000 | BL 3.50/24/180F SN BK BX | C.45 |
| 1621400000 | SL 3.50/17/180 3.2SN OR BX | C.34 |
| 1621410000 | SL 3.50/18/180 3.2SN OR BX | C.34 |
| 1621420000 | SL 3.50/19/180 3.2SN OR BX | C.34 |
| 1621430000 | SL 3.50/20/180 3.2SN OR BX | C.34 |
| 1621440000 | SL 3.50/21/180 3.2SN OR BX | C.34 |
| 1621450000 | SL 3.50/22/180 3.2SN OR BX | C.34 |
| 1621460000 | SL 3.50/23/180 3.2SN OR BX | C.34 |
| 1621470000 | SL 3.50/24/180 3.2SN OR BX | C.34 |
| 1621790000 | SL 3.50/17/180G 3.2SN OR BX | C.35 |
| 1621800000 | SL 3.50/18/180G 3.2SN OR BX | C.35 |
| 1621810000 | SL 3.50/19/180G 3.2SN OR BX | C.35 |
| 1621820000 | SL 3.50/20/180G 3.2SN OR BX | C.35 |
| 1621830000 | SL 3.50/21/180G 3.2SN OR BX | C.35 |
| 1621840000 | SL 3.50/22/180G 3.2SN OR BX | C.35 |
| 1621850000 | SL 3.50/23/180G 3.2SN OR BX | C.35 |
| 1621860000 | SL 3.50/24/180G 3.2SN OR BX | C.35 |
| 1622180000 | SL 3.50/17/180F 3.2SN OR BX | C.35 |
| 1622190000 | SL 3.50/18/180F 3.2SN OR BX | C.35 |
| 1622200000 | SL 3.50/19/180F 3.2SN OR BX | C.35 |
| 1622210000 | SL 3.50/20/180F 3.2SN OR BX | C.35 |
| 1622220000 | SL 3.50/21/180F 3.2SN OR BX | C.35 |
| 1622230000 | SL 3.50/22/180F 3.2SN OR BX | C.35 |
| 1622240000 | SL 3.50/23/180F 3.2SN OR BX | C.35 |
| 1622250000 | SL 3.50/24/180F 3.2SN OR BX | C.35 |
| 1622940000 | BLL 5.08/02/90 3.2 SN OR BX | C.236 |
| 1622950000 | BLL 5.08/03/90 3.2 SN OR BX | C.236 |
| 1622960000 | BLL 5.08/04/90 3.2 SN OR BX | C.236 |
| 1622970000 | BLL 5.08/05/90 3.2 SN OR BX | C.236 |
| 1622980000 | BLL 5.08/06/90 3.2 SN OR BX | C.236 |
| 1622990000 | BLL 5.08/07/90 3.2 SN OR BX | C.236 |
| 1623000000 | BLL 5.08/08/90 3.2 SN OR BX | C.236 |
| 1623010000 | BLL 5.08/09/90 3.2 SN OR BX | C.236 |
| 1623020000 | BLL 5.08/10/90 3.2 SN OR BX | C.236 |
| 1623030000 | BLL 5.08/11/90 3.2 SN OR BX | C.236 |
| 1623040000 | BLL 5.08/12/90 3.2 SN OR BX | C.236 |
| 1625540000 | LP2N 5.08/06/90 3.2SN OR BX | B.29 |
| 1625560000 | LP2N 5.00/06/90 3.2SN OR BX | B.27 |
| 1626880000 | SLA BB12R SW | D.6 |
| 1627240000 | SLS 5.08/02/180B SN OR BX | C.202 |
| 1627250000 | SLS 5.08/03/180B SN OR BX | C.202 |
| 1627260000 | SLS 5.08/04/180B SN OR BX | C.202 |
| 1627270000 | SLS 5.08/05/180B SN OR BX | C.202 |
| 1627280000 | SLS 5.08/06/180B SN OR BX | C.202 |
| 1627290000 | SLS 5.08/07/180B SN OR BX | C.202 |
| 1627300000 | SLS 5.08/08/180B SN OR BX | C.202 |
| 1627310000 | SLS 5.08/09/180B SN OR BX | C.202 |
| 1627320000 | SLS 5.08/10/180B SN OR BX | C.202 |
| 1627330000 | SLS 5.08/11/180B SN OR BX | C.202 |
| 1627340000 | SLS 5.08/12/180B SN OR BX | C.202 |
| 1627350000 | SLS 5.08/13/180B SN OR BX | C.202 |
| 1627360000 | SLS 5.08/14/180B SN OR BX | C.202 |
| 1627370000 | SLS 5.08/15/180B SN OR BX | C.202 |
| 1627380000 | SLS 5.08/16/180B SN OR BX | C.202 |
| 1627820000 | BL 3.5 ZE 3 SW | D.2 |
| 1627830000 | BL 3.5 ZE 8 SW | D.2 |
| 1629680000 | BL 3.5 ZE 3 OR | D.2 |
| 1629690000 | BL 3.5 ZE 8 OR | D.2 |

# 1630000000

| | | |
|---|---|---|
| 1630250000 | SL 5.00/02/135 3.2SN OR BX | C.148 |
| 1630260000 | SL 5.00/03/135 3.2SN OR BX | C.148 |
| 1630270000 | SL 5.00/04/135 3.2SN OR BX | C.148 |
| 1630280000 | SL 5.00/05/135 3.2SN OR BX | C.148 |
| 1630290000 | SL 5.00/06/135 3.2SN OR BX | C.148 |
| 1630300000 | SL 5.00/07/135 3.2SN OR BX | C.148 |
| 1630310000 | SL 5.00/08/135 3.2SN OR BX | C.148 |
| 1630320000 | SL 5.00/09/135 3.2SN OR BX | C.148 |
| 1630330000 | SL 5.00/10/135 3.2SN OR BX | C.148 |
| 1630340000 | SL 5.00/11/135 3.2SN OR BX | C.148 |
| 1630350000 | SL 5.00/12/135 3.2SN OR BX | C.148 |
| 1630360000 | SL 5.00/13/135 3.2SN OR BX | C.148 |
| 1630370000 | SL 5.00/14/135 3.2SN OR BX | C.148 |
| 1630380000 | SL 5.00/15/135 3.2SN OR BX | C.148 |
| 1630390000 | SL 5.00/16/135 3.2SN OR BX | C.148 |
| 1630400000 | SL 5.00/17/135 3.2SN OR BX | C.148 |
| 1630410000 | SL 5.00/18/135 3.2SN OR BX | C.148 |
| 1630420000 | SL 5.00/19/135 3.2SN OR BX | C.148 |
| 1630430000 | SL 5.00/20/135 3.2SN OR BX | C.148 |
| 1630440000 | SL 5.00/21/135 3.2SN OR BX | C.148 |
| 1630450000 | SL 5.00/22/135 3.2SN OR BX | C.148 |
| 1630460000 | SL 5.00/23/135 3.2SN OR BX | C.148 |
| 1630470000 | SL 5.00/24/135 3.2SN OR BX | C.148 |
| 1630480000 | SL 5.00/02/135B 3.2SN OR BX | C.149 |
| 1630490000 | SL 5.00/03/135B 3.2SN OR BX | C.149 |
| 1630500000 | SL 5.00/04/135B 3.2SN OR BX | C.149 |
| 1630510000 | SL 5.00/05/135B 3.2SN OR BX | C.149 |
| 1630520000 | SL 5.00/06/135B 3.2SN OR BX | C.149 |
| 1630530000 | SL 5.00/07/135B 3.2SN OR BX | C.149 |
| 1630540000 | SL 5.00/08/135B 3.2SN OR BX | C.149 |
| 1630550000 | SL 5.00/09/135B 3.2SN OR BX | C.149 |
| 1630560000 | SL 5.00/10/135B 3.2SN OR BX | C.149 |
| 1630570000 | SL 5.00/11/135B 3.2SN OR BX | C.149 |
| 1630580000 | SL 5.00/12/135B 3.2SN OR BX | C.149 |
| 1630590000 | SL 5.00/13/135B 3.2SN OR BX | C.149 |
| 1630600000 | SL 5.00/14/135B 3.2SN OR BX | C.149 |
| 1630610000 | SL 5.00/15/135B 3.2SN OR BX | C.149 |





«ЭЛЕКТРО-ПРОФИ» - http://www.ep.ru

| Order No. | Type | Page |
|---|---|---|
| 1630620000 | SL 5.00/16/135B 3.2SN OR BX | C.149 |
| 1630630000 | SL 5.00/17/135B 3.2SN OR BX | C.149 |
| 1630640000 | SL 5.00/18/135B 3.2SN OR BX | C.149 |
| 1630650000 | SL 5.00/19/135B 3.2SN OR BX | C.149 |
| 1630660000 | SL 5.00/20/135B 3.2SN OR BX | C.149 |
| 1630670000 | SL 5.00/21/135B 3.2SN OR BX | C.149 |
| 1630680000 | SL 5.00/22/135B 3.2SN OR BX | C.149 |
| 1630690000 | SL 5.00/23/135B 3.2SN OR BX | C.149 |
| 1630700000 | SL 5.00/24/135B 3.2SN OR BX | C.149 |
| 1630710000 | BLL 5.08/02/180 3.2 SN OR BX | C.238 |
| 1630720000 | BLL 5.08/03/180 3.2 SN OR BX | C.238 |
| 1630730000 | BLL 5.08/04/180 3.2 SN OR BX | C.238 |
| 1630740000 | BLL 5.08/05/180 3.2 SN OR BX | C.238 |
| 1630750000 | BLL 5.08/06/180 3.2 SN OR BX | C.238 |
| 1630760000 | BLL 5.08/07/180 3.2 SN OR BX | C.238 |
| 1630770000 | BLL 5.08/08/180 3.2 SN OR BX | C.238 |
| 1630780000 | BLL 5.08/09/180 3.2 SN OR BX | C.238 |
| 1630790000 | BLL 5.08/10/180 3.2 SN OR BX | C.238 |
| 1630800000 | BLL 5.08/11/180 3.2 SN OR BX | C.238 |
| 1630810000 | BLL 5.08/12/180 3.2 SN OR BX | C.238 |
| 1633580000 | SLD 3.50/04/90G 3.2SN OR BX | C.38 |
| 1633590000 | SLD 3.50/06/90G 3.2SN OR BX | C.38 |
| 1633600000 | SLD 3.50/08/90G 3.2SN OR BX | C.38 |
| 1633610000 | SLD 3.50/10/90G 3.2SN OR BX | C.38 |
| 1633620000 | SLD 3.50/12/90G 3.2SN OR BX | C.38 |
| 1633630000 | SLD 3.50/14/90G 3.2SN OR BX | C.38 |
| 1633640000 | SLD 3.50/16/90G 3.2SN OR BX | C.38 |
| 1633650000 | SLD 3.50/18/90G 3.2SN OR BX | C.38 |
| 1633660000 | SLD 3.50/20/90G 3.2SN OR BX | C.38 |
| 1633670000 | SLD 3.50/22/90G 3.2SN OR BX | C.38 |
| 1633680000 | SLD 3.50/24/90G 3.2SN OR BX | C.38 |
| 1633690000 | SLD 3.50/26/90G 3.2SN OR BX | C.38 |
| 1633700000 | SLD 3.50/28/90G 3.2SN OR BX | C.38 |
| 1633710000 | SLD 3.50/30/90G 3.2SN OR BX | C.38 |
| 1633720000 | SLD 3.50/32/90G 3.2SN OR BX | C.38 |
| 1633730000 | SLD 3.50/34/90G 3.2SN OR BX | C.38 |
| 1633740000 | SLD 3.50/36/90G 3.2SN OR BX | C.38 |
| 1633750000 | SLD 3.50/38/90G 3.2SN OR BX | C.38 |
| 1633760000 | SLD 3.50/40/90G 3.2SN OR BX | C.38 |
| 1633770000 | SLD 3.50/42/90G 3.2SN OR BX | C.38 |
| 1633780000 | SLD 3.50/44/90G 3.2SN OR BX | C.38 |
| 1633790000 | SLD 3.50/46/90G 3.2SN OR BX | C.38 |
| 1633800000 | SLD 3.50/48/90G 3.2SN OR BX | C.38 |
| 1633810000 | SLD 3.50/04/90F 3.2SN OR BX | C.39 |
| 1633820000 | SLD 3.50/06/90F 3.2SN OR BX | C.39 |
| 1633830000 | SLD 3.50/08/90F 3.2SN OR BX | C.39 |
| 1633840000 | SLD 3.50/10/90F 3.2SN OR BX | C.39 |
| 1633850000 | SLD 3.50/12/90F 3.2SN OR BX | C.39 |
| 1633860000 | SLD 3.50/14/90F 3.2SN OR BX | C.39 |
| 1633870000 | SLD 3.50/16/90F 3.2SN OR BX | C.39 |
| 1633880000 | SLD 3.50/18/90F 3.2SN OR BX | C.39 |
| 1633890000 | SLD 3.50/20/90F 3.2SN OR BX | C.39 |
| 1633900000 | SLD 3.50/22/90F 3.2SN OR BX | C.39 |
| 1633910000 | SLD 3.50/24/90F 3.2SN OR BX | C.39 |
| 1633920000 | SLD 3.50/26/90F 3.2SN OR BX | C.39 |
| 1633930000 | SLD 3.50/28/90F 3.2SN OR BX | C.39 |
| 1633940000 | SLD 3.50/30/90F 3.2SN OR BX | C.39 |
| 1633950000 | SLD 3.50/32/90F 3.2SN OR BX | C.39 |
| 1633960000 | SLD 3.50/34/90F 3.2SN OR BX | C.39 |
| 1633970000 | SLD 3.50/36/90F 3.2SN OR BX | C.39 |
| 1633980000 | SLD 3.50/38/90F 3.2SN OR BX | C.39 |
| 1633990000 | SLD 3.50/40/90F 3.2SN OR BX | C.39 |
| 1634000000 | SLD 3.50/42/90F 3.2SN OR BX | C.39 |
| 1634010000 | SLD 3.50/44/90F 3.2SN OR BX | C.39 |
| 1634020000 | SLD 3.50/46/90F 3.2SN OR BX | C.39 |
| 1634030000 | SLD 3.50/48/90F 3.2SN OR BX | C.39 |
| 1635000000 | WS 10/5 MC NEUTRAL | D.18 |
| 1635000000 | WS 10/5 MC NEUTRAL | J.2 |
| 1635140000 | LP2N 5.08/04/90 3.2SN OR BX | B.29 |
| 1635160000 | LP2N 5.00/04/90 3.2SN OR BX | B.27 |
| 1636210000 | LP2HR 5.08/04/90 3.2SN OR BX | B.29 |
| 1636220000 | LP2HR 5.08/06/90 3.2SN OR BX | B.29 |
| 1636230000 | LP2HR 5.08/08/90 3.2SN OR BX | B.29 |
| 1636240000 | LP2HR 5.08/10/90 3.2SN OR BX | B.29 |
| 1636250000 | LP2HR 5.08/16/90 3.2SN OR BX | B.29 |
| 1636260000 | LP2HR 5.08/20/90 3.2SN OR BX | B.29 |
| 1636270000 | LP2HR 5.08/24/90 3.2SN OR BX | B.29 |
| 1636280000 | LP2HR 5.08/30/90 3.2SN OR BX | B.29 |
| 1636370000 | SL 135 BB15R SW | D.6 |
| 1636670000 | SL FLA 2,3/1 | D.9 |
| 1636680000 | SL FLA 2,3/24 | D.9 |
| 1638550000 | BL 3.50/02/90 SN OR BX | C.46 |
| 1638560000 | BL 3.50/03/90 SN OR BX | C.46 |
| 1638570000 | BL 3.50/04/90 SN OR BX | C.46 |
| 1638580000 | BL 3.50/05/90 SN OR BX | C.46 |
| 1638590000 | BL 3.50/06/90 SN OR BX | C.46 |
| 1638600000 | BL 3.50/07/90 SN OR BX | C.46 |
| 1638610000 | BL 3.50/08/90 SN OR BX | C.46 |
| 1638620000 | BL 3.50/09/90 SN OR BX | C.46 |
| 1638630000 | BL 3.50/10/90 SN OR BX | C.46 |
| 1638640000 | BL 3.50/11/90 SN OR BX | C.46 |
| 1638650000 | BL 3.50/12/90 SN OR BX | C.46 |
| 1638660000 | BL 3.50/13/90 SN OR BX | C.46 |
| 1638670000 | BL 3.50/14/90 SN OR BX | C.46 |
| 1638680000 | BL 3.50/15/90 SN OR BX | C.46 |
| 1638690000 | BL 3.50/16/90 SN OR BX | C.46 |
| 1638700000 | BL 3.50/17/90 SN OR BX | C.46 |
| 1638710000 | BL 3.50/18/90 SN OR BX | C.46 |
| 1638720000 | BL 3.50/19/90 SN OR BX | C.46 |
| 1638730000 | BL 3.50/20/90 SN OR BX | C.46 |
| 1638740000 | BL 3.50/21/90 SN OR BX | C.46 |
| 1638750000 | BL 3.50/22/90 SN OR BX | C.46 |
| 1638760000 | BL 3.50/23/90 SN OR BX | C.46 |
| 1638770000 | BL 3.50/24/90 SN OR BX | C.46 |
| 1638780000 | BL 3.50/02/90 SN BK BX | C.46 |
| 1638790000 | BL 3.50/03/90 SN BK BX | C.46 |
| 1638800000 | BL 3.50/04/90 SN BK BX | C.46 |
| 1638810000 | BL 3.50/05/90 SN BK BX | C.46 |
| 1638820000 | BL 3.50/06/90 SN BK BX | C.46 |
| 1638830000 | BL 3.50/07/90 SN BK BX | C.46 |
| 1638840000 | BL 3.50/08/90 SN BK BX | C.46 |
| 1638850000 | BL 3.50/09/90 SN BK BX | C.46 |
| 1638860000 | BL 3.50/10/90 SN BK BX | C.46 |
| 1638870000 | BL 3.50/11/90 SN BK BX | C.46 |
| 1638880000 | BL 3.50/12/90 SN BK BX | C.46 |
| 1638890000 | BL 3.50/13/90 SN BK BX | C.46 |
| 1638900000 | BL 3.50/14/90 SN BK BX | C.46 |
| 1638910000 | BL 3.50/15/90 SN BK BX | C.46 |
| 1638920000 | BL 3.50/16/90 SN BK BX | C.46 |
| 1638930000 | BL 3.50/17/90 SN BK BX | C.46 |
| 1638940000 | BL 3.50/18/90 SN BK BX | C.46 |
| 1638950000 | BL 3.50/19/90 SN BK BX | C.46 |
| 1638960000 | BL 3.50/20/90 SN BK BX | C.46 |
| 1638970000 | BL 3.50/21/90 SN BK BX | C.46 |
| 1638980000 | BL 3.50/22/90 SN BK BX | C.46 |
| 1638990000 | BL 3.50/23/90 SN BK BX | C.46 |
| 1639000000 | BL 3.50/24/90 SN BK BX | C.46 |
| 1639010000 | BL 3.50/02/90F SN OR BX | C.47 |
| 1639020000 | BL 3.50/03/90F SN OR BX | C.47 |
| 1639030000 | BL 3.50/04/90F SN OR BX | C.47 |
| 1639040000 | BL 3.50/05/90F SN OR BX | C.47 |
| 1639050000 | BL 3.50/06/90F SN OR BX | C.47 |
| 1639060000 | BL 3.50/07/90F SN OR BX | C.47 |
| 1639070000 | BL 3.50/08/90F SN OR BX | C.47 |
| 1639080000 | BL 3.50/09/90F SN OR BX | C.47 |
| 1639090000 | BL 3.50/10/90F SN OR BX | C.47 |
| 1639100000 | BL 3.50/11/90F SN OR BX | C.47 |
| 1639110000 | BL 3.50/12/90F SN OR BX | C.47 |
| 1639120000 | BL 3.50/13/90F SN OR BX | C.47 |
| 1639130000 | BL 3.50/14/90F SN OR BX | C.47 |
| 1639140000 | BL 3.50/15/90F SN OR BX | C.47 |
| 1639150000 | BL 3.50/16/90F SN OR BX | C.47 |
| 1639160000 | BL 3.50/17/90F SN OR BX | C.47 |
| 1639170000 | BL 3.50/18/90F SN OR BX | C.47 |
| 1639180000 | BL 3.50/19/90F SN OR BX | C.47 |
| 1639190000 | BL 3.50/20/90F SN OR BX | C.47 |
| 1639200000 | BL 3.50/21/90F SN OR BX | C.47 |
| 1639210000 | BL 3.50/22/90F SN OR BX | C.47 |
| 1639220000 | BL 3.50/23/90F SN OR BX | C.47 |
| 1639230000 | BL 3.50/24/90F SN OR BX | C.47 |
| 1639240000 | BL 3.50/02/90F SN BK BX | C.47 |
| 1639250000 | BL 3.50/03/90F SN BK BX | C.47 |
| 1639260000 | BL 3.50/04/90F SN BK BX | C.47 |
| 1639270000 | BL 3.50/05/90F SN BK BX | C.47 |
| 1639280000 | BL 3.50/06/90F SN BK BX | C.47 |
| 1639290000 | BL 3.50/07/90F SN BK BX | C.47 |
| 1639300000 | BL 3.50/08/90F SN BK BX | C.47 |
| 1639310000 | BL 3.50/09/90F SN BK BX | C.47 |
| 1639320000 | BL 3.50/10/90F SN BK BX | C.47 |
| 1639330000 | BL 3.50/11/90F SN BK BX | C.47 |
| 1639340000 | BL 3.50/12/90F SN BK BX | C.47 |
| 1639350000 | BL 3.50/13/90F SN BK BX | C.47 |
| 1639360000 | BL 3.50/14/90F SN BK BX | C.47 |
| 1639370000 | BL 3.50/15/90F SN BK BX | C.47 |
| 1639380000 | BL 3.50/16/90F SN BK BX | C.47 |
| 1639390000 | BL 3.50/17/90F SN BK BX | C.47 |
| 1639400000 | BL 3.50/18/90F SN BK BX | C.47 |
| 1639410000 | BL 3.50/19/90F SN BK BX | C.47 |
| 1639420000 | BL 3.50/20/90F SN BK BX | C.47 |
| 1639430000 | BL 3.50/21/90F SN BK BX | C.47 |
| 1639440000 | BL 3.50/22/90F SN BK BX | C.47 |
| 1639450000 | BL 3.50/23/90F SN BK BX | C.47 |
| 1639460000 | BL 3.50/24/90F SN BK BX | C.47 |
| 1639470000 | BL 3.50/02/270 SN OR BX | C.47 |
| 1639480000 | BL 3.50/03/270 SN OR BX | C.47 |
| 1639490000 | BL 3.50/04/270 SN OR BX | C.47 |
| 1639500000 | BL 3.50/05/270 SN OR BX | C.47 |
| 1639510000 | BL 3.50/06/270 SN OR BX | C.47 |
| 1639520000 | BL 3.50/07/270 SN OR BX | C.47 |
| 1639530000 | BL 3.50/08/270 SN OR BX | C.47 |
| 1639540000 | BL 3.50/09/270 SN OR BX | C.47 |
| 1639550000 | BL 3.50/10/270 SN OR BX | C.47 |
| 1639560000 | BL 3.50/11/270 SN OR BX | C.47 |
| 1639570000 | BL 3.50/12/270 SN OR BX | C.47 |
| 1639580000 | BL 3.50/13/270 SN OR BX | C.47 |
| 1639590000 | BL 3.50/14/270 SN OR BX | C.47 |
| 1639600000 | BL 3.50/15/270 SN OR BX | C.47 |
| 1639610000 | BL 3.50/16/270 SN OR BX | C.47 |
| 1639620000 | BL 3.50/17/270 SN OR BX | C.47 |
| 1639630000 | BL 3.50/18/270 SN OR BX | C.47 |
| 1639640000 | BL 3.50/19/270 SN OR BX | C.47 |
| 1639650000 | BL 3.50/20/270 SN OR BX | C.47 |
| 1639660000 | BL 3.50/21/270 SN OR BX | C.47 |
| 1639670000 | BL 3.50/22/270 SN OR BX | C.47 |
| 1639680000 | BL 3.50/23/270 SN OR BX | C.47 |
| 1639690000 | BL 3.50/24/270 SN OR BX | C.47 |
| 1639700000 | BL 3.50/02/270 SN BK BX | C.47 |
| 1639710000 | BL 3.50/03/270 SN BK BX | C.47 |
| 1639720000 | BL 3.50/04/270 SN BK BX | C.47 |
| 1639730000 | BL 3.50/05/270 SN BK BX | C.47 |
| 1639740000 | BL 3.50/06/270 SN BK BX | C.47 |
| 1639750000 | BL 3.50/07/270 SN BK BX | C.47 |
| 1639760000 | BL 3.50/08/270 SN BK BX | C.47 |
| 1639770000 | BL 3.50/09/270 SN BK BX | C.47 |
| 1639780000 | BL 3.50/10/270 SN BK BX | C.47 |
| 1639790000 | BL 3.50/11/270 SN BK BX | C.47 |
| 1639800000 | BL 3.50/12/270 SN BK BX | C.47 |
| 1639810000 | BL 3.50/13/270 SN BK BX | C.47 |
| 1639820000 | BL 3.50/14/270 SN BK BX | C.47 |
| 1639830000 | BL 3.50/15/270 SN BK BX | C.47 |
| 1639840000 | BL 3.50/16/270 SN BK BX | C.47 |
| 1639850000 | BL 3.50/17/270 SN BK BX | C.47 |
| 1639860000 | BL 3.50/18/270 SN BK BX | C.47 |
| 1639870000 | BL 3.50/19/270 SN BK BX | C.47 |
| 1639880000 | BL 3.50/20/270 SN BK BX | C.47 |
| 1639890000 | BL 3.50/21/270 SN BK BX | C.47 |
| 1639900000 | BL 3.50/22/270 SN BK BX | C.47 |
| 1639910000 | BL 3.50/23/270 SN BK BX | C.47 |
| 1639920000 | BL 3.50/24/270 SN BK BX | C.47 |
| 1639930000 | BL 3.50/02/270F SN OR BX | C.47 |
| 1639940000 | BL 3.50/03/270F SN OR BX | C.47 |
| 1639950000 | BL 3.50/04/270F SN OR BX | C.47 |
| 1639960000 | BL 3.50/05/270F SN OR BX | C.47 |
| 1639970000 | BL 3.50/06/270F SN OR BX | C.47 |
| 1639980000 | BL 3.50/07/270F SN OR BX | C.47 |
| 1639990000 | BL 3.50/08/270F SN OR BX | C.47 |

## 1640000000

| | | |
|---|---|---|
| 1640000000 | BL 3.50/09/270F SN OR BX | C.47 |
| 1640010000 | BL 3.50/10/270F SN OR BX | C.47 |
| 1640020000 | BL 3.50/11/270F SN OR BX | C.47 |
| 1640030000 | BL 3.50/12/270F SN OR BX | C.47 |
| 1640040000 | BL 3.50/13/270F SN OR BX | C.47 |
| 1640050000 | BL 3.50/14/270F SN OR BX | C.47 |
| 1640060000 | BL 3.50/15/270F SN OR BX | C.47 |
| 1640070000 | BL 3.50/16/270F SN OR BX | C.47 |
| 1640080000 | BL 3.50/17/270F SN OR BX | C.47 |
| 1640090000 | BL 3.50/18/270F SN OR BX | C.47 |
| 1640100000 | BL 3.50/19/270F SN OR BX | C.47 |
| 1640110000 | BL 3.50/20/270F SN OR BX | C.47 |
| 1640120000 | BL 3.50/21/270F SN OR BX | C.47 |
| 1640130000 | BL 3.50/22/270F SN OR BX | C.47 |
| 1640140000 | BL 3.50/23/270F SN OR BX | C.47 |
| 1640150000 | BL 3.50/24/270F SN OR BX | C.47 |
| 1640160000 | BL 3.50/02/270F SN BK BX | C.47 |
| 1640170000 | BL 3.50/03/270F SN BK BX | C.47 |
| 1640180000 | BL 3.50/04/270F SN BK BX | C.47 |
| 1640190000 | BL 3.50/05/270F SN BK BX | C.47 |
| 1640200000 | BL 3.50/06/270F SN BK BX | C.47 |
| 1640210000 | BL 3.50/07/270F SN BK BX | C.47 |
| 1640220000 | BL 3.50/08/270F SN BK BX | C.47 |
| 1640230000 | BL 3.50/09/270F SN BK BX | C.47 |
| 1640240000 | BL 3.50/10/270F SN BK BX | C.47 |
| 1640250000 | BL 3.50/11/270F SN BK BX | C.47 |
| 1640260000 | BL 3.50/12/270F SN BK BX | C.47 |
| 1640270000 | BL 3.50/13/270F SN BK BX | C.47 |
| 1640280000 | BL 3.50/14/270F SN BK BX | C.47 |
| 1640290000 | BL 3.50/15/270F SN BK BX | C.47 |
| 1640300000 | BL 3.50/16/270F SN BK BX | C.47 |
| 1640310000 | BL 3.50/17/270F SN BK BX | C.47 |
| 1640320000 | BL 3.50/18/270F SN BK BX | C.47 |
| 1640330000 | BL 3.50/19/270F SN BK BX | C.47 |
| 1640340000 | BL 3.50/20/270F SN BK BX | C.47 |
| 1640350000 | BL 3.50/21/270F SN BK BX | C.47 |
| 1640360000 | BL 3.50/22/270F SN BK BX | C.47 |
| 1640370000 | BL 3.50/23/270F SN BK BX | C.47 |
| 1640380000 | BL 3.50/24/270F SN BK BX | C.47 |
| 1640830000 | LP1N 5.08/02/90 3.2SN OR BX | B.28 |
| 1640840000 | LP1N 5.08/03/90 3.2SN OR BX | B.28 |
| 1640870000 | LP1N 5.00/02/90 3.2SN OR BX | B.26 |
| 1640880000 | LP1N 5.00/03/90 3.2SN OR BX | B.26 |
| 1640910000 | LP1H 5.08/02/90 3.2SN OR BX | B.29 |
| 1640920000 | LP1H 5.08/03/90 3.2SN OR BX | B.29 |
| 1641110000 | SLD 3.5 V/4/180G 3.2OR | C.42 |
| 1641120000 | SLD 3.5 V/8/180G 3.2OR | C.42 |
| 1641130000 | SLD 3.5 V/12/180G 3.2OR | C.42 |
| 1641140000 | SLD 3.5 V/16/180G 3.2OR | C.42 |
| 1641150000 | SLD 3.5 V/20/180G 3.2OR | C.42 |
| 1641160000 | SLD 3.5 V/24/180G 3.2OR | C.42 |
| 1641170000 | SLD 3.5 V/28/180G 3.2OR | C.42 |
| 1641180000 | SLD 3.5 V/32/180G 3.2OR | C.42 |
| 1641190000 | SLD 3.5 V/36/180G 3.2OR | C.42 |
| 1641200000 | SLD 3.5 V/40/180G 3.2OR | C.42 |
| 1641210000 | SLD 3.5 V/44/180G 3.2OR | C.42 |
| 1641220000 | SLD 3.5 V/48/180G 3.2OR | C.42 |
| 1641240000 | SLD 3.5 V/4/180F 3.2OR | C.43 |
| 1641250000 | SLD 3.5 V/8/180F 3.2OR | C.43 |
| 1641260000 | SLD 3.5 V/12/180F 3.2OR | C.43 |
| 1641270000 | SLD 3.5 V/16/180F 3.2OR | C.43 |
| 1641280000 | SLD 3.5 V/20/180F 3.2OR | C.43 |
| 1641290000 | SLD 3.5 V/24/180F 3.2OR | C.43 |
| 1641300000 | SLD 3.5 V/28/180F 3.2OR | C.43 |
| 1641310000 | SLD 3.5 V/32/180F 3.2OR | C.43 |
| 1641320000 | SLD 3.5 V/36/180F 3.2OR | C.43 |
| 1641330000 | SLD 3.5 V/40/180F 3.2OR | C.43 |
| 1641340000 | SLD 3.5 V/44/180F 3.2OR | C.43 |
| 1641350000 | SLD 3.5 V/48/180F 3.2OR | C.43 |
| 1642240000 | SLD 3.50 V/04/90G 3.2 SN OR BX | C.40 |
| 1642250000 | SLD 3.50 V/08/90G 3.2 SN OR BX | C.40 |





«ЭЛЕКТРО-ПРОФИ» - http://www.ep.ru

| Order No. | Type | Page |
|---|---|---|
| 1642260000 | SLD 3.50 V/12/90G 3.2 SN OR BX | C.40 |
| 1642270000 | SLD 3.50 V/16/90G 3.2 SN OR BX | C.40 |
| 1642280000 | SLD 3.50 V/20/90G 3.2 SN OR BX | C.40 |
| 1642290000 | SLD 3.50 V/24/90G 3.2 SN OR BX | C.40 |
| 1642300000 | SLD 3.50 V/28/90G 3.2 SN OR BX | C.40 |
| 1642310000 | SLD 3.50 V/32/90G 3.2 SN OR BX | C.40 |
| 1642320000 | SLD 3.50 V/36/90G 3.2 SN OR BX | C.40 |
| 1642330000 | SLD 3.50 V/40/90G 3.2 SN OR BX | C.40 |
| 1642340000 | SLD 3.50 V/44/90G 3.2 SN OR BX | C.40 |
| 1642350000 | SLD 3.50 V/48/90G 3.2 SN OR BX | C.40 |
| 1642370000 | SLD 3.50 V/04/90F 3.2 SN OR BX | C.41 |
| 1642380000 | SLD 3.50 V/08/90F 3.2 SN OR BX | C.41 |
| 1642390000 | SLD 3.50 V/12/90F 3.2 SN OR BX | C.41 |
| 1642400000 | SLD 3.50 V/16/90F 3.2 SN OR BX | C.41 |
| 1642410000 | SLD 3.50 V/20/90F 3.2 SN OR BX | C.41 |
| 1642420000 | SLD 3.50 V/24/90F 3.2 SN OR BX | C.41 |
| 1642430000 | SLD 3.50 V/28/90F 3.2 SN OR BX | C.41 |
| 1642440000 | SLD 3.50 V/32/90F 3.2 SN OR BX | C.41 |
| 1642450000 | SLD 3.50 V/36/90F 3.2 SN OR BX | C.41 |
| 1642460000 | SLD 3.50 V/40/90F 3.2 SN OR BX | C.41 |
| 1642470000 | SLD 3.50 V/44/90F 3.2 SN OR BX | C.41 |
| 1642480000 | SLD 3.50 V/48/90F 3.2 SN OR BX | C.41 |
| 1643330000 | SL 3.50/02/135F 3.2SN OR BX | C.36 |
| 1643340000 | SL 3.50/03/135F 3.2SN OR BX | C.36 |
| 1643350000 | SL 3.50/04/135F 3.2SN OR BX | C.36 |
| 1643360000 | SL 3.50/05/135F 3.2SN OR BX | C.36 |
| 1643370000 | SL 3.50/06/135F 3.2SN OR BX | C.36 |
| 1643380000 | SL 3.50/07/135F 3.2SN OR BX | C.36 |
| 1643390000 | SL 3.50/08/135F 3.2SN OR BX | C.36 |
| 1643400000 | SL 3.50/09/135F 3.2SN OR BX | C.36 |
| 1643410000 | SL 3.50/10/135F 3.2SN OR BX | C.36 |
| 1643420000 | SL 3.50/11/135F 3.2SN OR BX | C.36 |
| 1643430000 | SL 3.50/12/135F 3.2SN OR BX | C.36 |
| 1643440000 | SL 3.50/13/135F 3.2SN OR BX | C.36 |
| 1643450000 | SL 3.50/14/135F 3.2SN OR BX | C.36 |
| 1643460000 | SL 3.50/15/135F 3.2SN OR BX | C.36 |
| 1643470000 | SL 3.50/16/135F 3.2SN OR BX | C.36 |
| 1643480000 | SL 3.50/17/135F 3.2SN OR BX | C.36 |
| 1643490000 | SL 3.50/18/135F 3.2SN OR BX | C.36 |
| 1643500000 | SL 3.50/19/135F 3.2SN OR BX | C.36 |
| 1643510000 | SL 3.50/20/135F 3.2SN OR BX | C.36 |
| 1643520000 | SL 3.50/21/135F 3.2SN OR BX | C.36 |
| 1643530000 | SL 3.50/22/135F 3.2SN OR BX | C.36 |
| 1643540000 | SL 3.50/23/135F 3.2SN OR BX | C.36 |
| 1643550000 | SL 3.50/24/135F 3.2SN OR BX | C.36 |
| 1644730000 | BLDT 5.08/02/- SN OR BX | C.224 |
| 1644740000 | BLDT 5.08/03/- SN OR BX | C.224 |
| 1644750000 | BLDT 5.08/04/- SN OR BX | C.224 |
| 1644760000 | BLDT 5.08/05/- SN OR BX | C.224 |
| 1644770000 | BLDT 5.08/06/- SN OR BX | C.224 |
| 1644780000 | BLDT 5.08/07/- SN OR BX | C.224 |
| 1644790000 | BLDT 5.08/08/- SN OR BX | C.224 |
| 1644800000 | BLDT 5.08/09/- SN OR BX | C.224 |
| 1644810000 | BLDT 5.08/10/- SN OR BX | C.224 |
| 1644820000 | BLDT 5.08/11/- SN OR BX | C.224 |
| 1644830000 | BLDT 5.08/12/- SN OR BX | C.224 |
| 1645150000 | SLS 5.08/17/180B SN OR BX | C.202 |
| 1645160000 | SLS 5.08/18/180B SN OR BX | C.202 |
| 1645170000 | SLS 5.08/19/180B SN OR BX | C.202 |
| 1645180000 | SLS 5.08/20/180B SN OR BX | C.202 |
| 1645190000 | SLS 5.08/21/180B SN OR BX | C.202 |
| 1645200000 | SLS 5.08/22/180B SN OR BX | C.202 |
| 1645210000 | SLS 5.08/23/180B SN OR BX | C.202 |
| 1645220000 | SLS 5.08/24/180B SN OR BX | C.202 |
| 1646480000 | LP2HR 5.08/48/90 3.2SN OR BX | B.29 |
| 1647300000 | TOP4GS7/90 7.62 OR | B.50 |
| 1647310000 | TOP1.5GS7/90 7 2STI OR | B.46 |
| 1648420000 | BLL 5.08/13/90 3.2 SN OR BX | C.236 |
| 1648430000 | BLL 5.08/14/90 3.2 SN OR BX | C.236 |
| 1648440000 | BLL 5.08/15/90 3.2 SN OR BX | C.236 |
| 1648450000 | BLL 5.08/16/90 3.2 SN OR BX | C.236 |
| 1648460000 | BLL 5.08/17/90 3.2 SN OR BX | C.236 |
| 1648470000 | BLL 5.08/18/90 3.2 SN OR BX | C.236 |
| 1648480000 | BLL 5.08/19/90 3.2 SN OR BX | C.236 |
| 1648490000 | BLL 5.08/20/90 3.2 SN OR BX | C.236 |
| 1648500000 | BLL 5.08/21/90 3.2 SN OR BX | C.236 |
| 1648510000 | BLL 5.08/22/90 3.2 SN OR BX | C.236 |
| 1648520000 | BLL 5.08/23/90 3.2 SN OR BX | C.236 |
| 1648530000 | BLL 5.08/24/90 3.2 SN OR BX | C.236 |
| 1648900000 | BLL 5.08/13/180 3.2 SN OR BX | C.238 |
| 1648910000 | BLL 5.08/14/180 3.2 SN OR BX | C.238 |
| 1648920000 | BLL 5.08/15/180 3.2 SN OR BX | C.238 |
| 1648930000 | BLL 5.08/16/180 3.2 SN OR BX | C.238 |
| 1648940000 | BLL 5.08/17/180 3.2 SN OR BX | C.238 |
| 1648950000 | BLL 5.08/18/180 3.2 SN OR BX | C.238 |
| 1648960000 | BLL 5.08/19/180 3.2 SN OR BX | C.238 |
| 1648970000 | BLL 5.08/20/180 3.2 SN OR BX | C.238 |
| 1648980000 | BLL 5.08/21/180 3.2 SN OR BX | C.238 |
| 1648990000 | BLL 5.08/22/180 3.2 SN OR BX | C.238 |
| 1649000000 | BLL 5.08/23/180 3.2 SN OR BX | C.238 |
| 1649010000 | BLL 5.08/24/180 3.2 SN OR BX | C.238 |
| 1649370000 | BLC 5.08/02/180BR OR BX | C.235 |
| 1649380000 | BLC 5.08/03/180BR OR BX | C.235 |
| 1649390000 | BLC 5.08/04/180BR OR BX | C.235 |
| 1649400000 | BLC 5.08/05/180BR OR BX | C.235 |
| 1649410000 | BLC 5.08/06/180BR OR BX | C.235 |
| 1649420000 | BLC 5.08/07/180BR OR BX | C.235 |
| 1649430000 | BLC 5.08/08/180BR OR BX | C.235 |
| 1649440000 | BLC 5.08/09/180BR OR BX | C.235 |
| 1649450000 | BLC 5.08/10/180BR OR BX | C.235 |
| 1649460000 | BLC 5.08/11/180BR OR BX | C.235 |
| 1649470000 | BLC 5.08/12/180BR OR BX | C.235 |
| 1649480000 | BLC 5.08/13/180BR OR BX | C.235 |
| 1649490000 | BLC 5.08/14/180BR OR BX | C.235 |
| 1649500000 | BLC 5.08/15/180BR OR BX | C.235 |
| 1649510000 | BLC 5.08/16/180BR OR BX | C.235 |

## 1650000000

| | | |
|---|---|---|
| 1650300000 | TOP4GS3/90 6.35 OR | B.48 |
| 1651740000 | BLDT 5.08/02/-B SN OR BX | C.225 |
| 1651750000 | BLDT 5.08/03/-B SN OR BX | C.225 |
| 1651760000 | BLDT 5.08/04/-B SN OR BX | C.225 |
| 1651770000 | BLDT 5.08/05/-B SN OR BX | C.225 |
| 1651780000 | BLDT 5.08/06/-B SN OR BX | C.225 |
| 1651790000 | BLDT 5.08/07/-B SN OR BX | C.225 |
| 1651800000 | BLDT 5.08/08/-B SN OR BX | C.225 |
| 1651810000 | BLDT 5.08/09/-B SN OR BX | C.225 |
| 1651820000 | BLDT 5.08/10/-B SN OR BX | C.225 |
| 1651830000 | BLDT 5.08/11/-B SN OR BX | C.225 |
| 1651840000 | BLDT 5.08/12/-B SN OR BX | C.225 |
| 1652040000 | BLZ 5.00 ZE8 OR | D.2 |
| 1652050000 | BLZ 5.08 ZE8 OR | D.2 |
| 1652060000 | BLZ 5.00 ZE8 SW | D.2 |
| 1652070000 | BLZ 5.08 ZE8 SW | D.2 |
| 1652100000 | BLZ 5.00 ZE4 OR | D.2 |
| 1652110000 | BLZ 5.08 ZE4 OR | D.2 |
| 1652120000 | BLZ 5.00 ZE4 SW | D.2 |
| 1652130000 | BLZ 5.08 ZE4 SW | D.2 |
| 1653930000 | LP3R 5.08/06/90 3.2SN OR BX | B.30 |

## 1660000000

| | | |
|---|---|---|
| 1660710000 | BLDT 5.08/02/- SN BK BX | C.224 |
| 1660720000 | BLDT 5.08/03/- SN BK BX | C.224 |
| 1660730000 | BLDT 5.08/04/- SN BK BX | C.224 |
| 1660740000 | BLDT 5.08/05/- SN BK BX | C.224 |
| 1660750000 | BLDT 5.08/06/- SN BK BX | C.224 |
| 1660760000 | BLDT 5.08/07/- SN BK BX | C.224 |
| 1660770000 | BLDT 5.08/08/- SN BK BX | C.224 |
| 1660780000 | BLDT 5.08/09/- SN BK BX | C.224 |
| 1660790000 | BLDT 5.08/10/- SN BK BX | C.224 |
| 1660800000 | BLDT 5.08/11/- SN BK BX | C.224 |
| 1660810000 | BLDT 5.08/12/- SN BK BX | C.224 |
| 1667750000 | LM 3.50/02/90 3.2SN OR BX | B.8 |
| 1667770000 | LM 3.50/03/90 3.2SN OR BX | B.8 |
| 1667910000 | TOP4GS8/90 6.35 OR | B.48 |
| 1669300000 | BL/SL 3.5 VR SW | D.5 |
| 1669310000 | BL/SL 3.5 VR OR | D.5 |
| 1669650000 | SLD 3.5 V/22/90G 3.2 OR | C.40 |
| 1669660000 | SLD 3.5 V/22/90F 3.2 OR | C.41 |

## 1670000000

| | | |
|---|---|---|
| 1673780000 | BLDT 5.08/02/-B SN BK BX | C.225 |
| 1673790000 | BLDT 5.08/03/-B SN BK BX | C.225 |
| 1673800000 | BLDT 5.08/04/-B SN BK BX | C.225 |
| 1673810000 | BLDT 5.08/05/-B SN BK BX | C.225 |
| 1673820000 | BLDT 5.08/06/-B SN BK BX | C.225 |
| 1673830000 | BLDT 5.08/07/-B SN BK BX | C.225 |
| 1673840000 | BLDT 5.08/08/-B SN BK BX | C.225 |
| 1673850000 | BLDT 5.08/09/-B SN BK BX | C.225 |
| 1673860000 | BLDT 5.08/10/-B SN BK BX | C.225 |
| 1673870000 | BLDT 5.08/11/-B SN BK BX | C.225 |
| 1673880000 | BLDT 5.08/12/-B SN BK BX | C.225 |

## 1680000000

| | | |
|---|---|---|
| 1682730000 | BLL 5.08/02/180B 3.2SN OR BX | C.239 |
| 1682740000 | BLL 5.08/03/180B 3.2SN OR BX | C.239 |
| 1682750000 | BLL 5.08/04/180B 3.2SN OR BX | C.239 |
| 1682760000 | BLL 5.08/05/180B 3.2SN OR BX | C.239 |
| 1682770000 | BLL 5.08/06/180B 3.2SN OR BX | C.239 |
| 1682780000 | BLL 5.08/07/180B 3.2SN OR BX | C.239 |
| 1682790000 | BLL 5.08/08/180B 3.2SN OR BX | C.239 |
| 1682800000 | BLL 5.08/09/180B 3.2SN OR BX | C.239 |
| 1682810000 | BLL 5.08/10/180B 3.2SN OR BX | C.239 |
| 1682820000 | BLL 5.08/11/180B 3.2SN OR BX | C.239 |
| 1682830000 | BLL 5.08/12/180B 3.2SN OR BX | C.239 |
| 1682840000 | BLL 5.08/13/180B 3.2SN OR BX | C.239 |
| 1682850000 | BLL 5.08/14/180B 3.2SN OR BX | C.239 |
| 1682860000 | BLL 5.08/15/180B 3.2SN OR BX | C.239 |
| 1682870000 | BLL 5.08/16/180B 3.2SN OR BX | C.239 |
| 1682880000 | BLL 5.08/17/180B 3.2SN OR BX | C.239 |
| 1682890000 | BLL 5.08/18/180B 3.2SN OR BX | C.239 |
| 1682900000 | BLL 5.08/19/180B 3.2SN OR BX | C.239 |
| 1682910000 | BLL 5.08/20/180B 3.2SN OR BX | C.239 |
| 1682920000 | BLL 5.08/21/180B 3.2SN OR BX | C.239 |
| 1682930000 | BLL 5.08/22/180B 3.2SN OR BX | C.239 |
| 1682940000 | BLL 5.08/23/180B 3.2SN OR BX | C.239 |
| 1682950000 | BLL 5.08/24/180B 3.2SN OR BX | C.239 |
| 1683990000 | TOP1.5GS6/90 7 2STI OR | B.46 |
| 1687650000 | BL 3.50/02/180LH SN OR BX | C.45 |
| 1687660000 | BL 3.50/03/180LH SN OR BX | C.45 |
| 1687670000 | BL 3.50/04/180LH SN OR BX | C.45 |
| 1687680000 | BL 3.50/05/180LH SN OR BX | C.45 |
| 1687690000 | BL 3.50/06/180LH SN OR BX | C.45 |
| 1687700000 | BL 3.50/07/180LH SN OR BX | C.45 |
| 1687710000 | BL 3.50/08/180LH SN OR BX | C.45 |
| 1687720000 | BL 3.50/09/180LH SN OR BX | C.45 |
| 1687730000 | BL 3.50/10/180LH SN OR BX | C.45 |
| 1687740000 | BL 3.50/11/180LH SN OR BX | C.45 |
| 1687750000 | BL 3.50/12/180LH SN OR BX | C.45 |
| 1687760000 | BL 3.50/13/180LH SN OR BX | C.45 |
| 1687770000 | BL 3.50/14/180LH SN OR BX | C.45 |
| 1687780000 | BL 3.50/15/180LH SN OR BX | C.45 |
| 1687790000 | BL 3.50/16/180LH SN OR BX | C.45 |
| 1687800000 | BL 3.50/17/180LH SN OR BX | C.45 |
| 1687810000 | BL 3.50/18/180LH SN OR BX | C.45 |
| 1687820000 | BL 3.50/19/180LH SN OR BX | C.45 |
| 1687830000 | BL 3.50/20/180LH SN OR BX | C.45 |
| 1687840000 | BL 3.50/21/180LH SN OR BX | C.45 |
| 1687850000 | BL 3.50/22/180LH SN OR BX | C.45 |
| 1687860000 | BL 3.50/23/180LH SN OR BX | C.45 |
| 1687870000 | BL 3.50/24/180LH SN OR BX | C.45 |
| 1687880000 | BL 3.50/02/180LH SN BK BX | C.45 |
| 1687890000 | BL 3.50/03/180LH SN BK BX | C.45 |
| 1687900000 | BL 3.50/04/180LH SN BK BX | C.45 |
| 1687910000 | BL 3.50/05/180LH SN BK BX | C.45 |
| 1687920000 | BL 3.50/06/180LH SN BK BX | C.45 |
| 1687930000 | BL 3.50/07/180LH SN BK BX | C.45 |
| 1687940000 | BL 3.50/08/180LH SN BK BX | C.45 |
| 1687950000 | BL 3.50/09/180LH SN BK BX | C.45 |
| 1687960000 | BL 3.50/10/180LH SN BK BX | C.45 |
| 1687970000 | BL 3.50/11/180LH SN BK BX | C.45 |
| 1687980000 | BL 3.50/12/180LH SN BK BX | C.45 |
| 1687990000 | BL 3.50/13/180LH SN BK BX | C.45 |
| 1688000000 | BL 3.50/14/180LH SN BK BX | C.45 |
| 1688010000 | BL 3.50/15/180LH SN BK BX | C.45 |
| 1688020000 | BL 3.50/16/180LH SN BK BX | C.45 |
| 1688030000 | BL 3.50/17/180LH SN BK BX | C.45 |
| 1688040000 | BL 3.50/18/180LH SN BK BX | C.45 |
| 1688050000 | BL 3.50/19/180LH SN BK BX | C.45 |
| 1688060000 | BL 3.50/20/180LH SN BK BX | C.45 |
| 1688070000 | BL 3.50/21/180LH SN BK BX | C.45 |
| 1688080000 | BL 3.50/22/180LH SN BK BX | C.45 |
| 1688090000 | BL 3.50/23/180LH SN BK BX | C.45 |
| 1688100000 | BL 3.50/24/180LH SN BK BX | C.45 |

## 1690000000

| | | |
|---|---|---|
| 1690110000 | RSV1,6 RF4/35x15 SW | D.3 |
| 1690120000 | RSV1,6 RF6/35x15 SW | D.3 |
| 1690130000 | RSV1,6 RF9/35x15 SW | D.3 |
| 1690140000 | RSV1,6 RF12/35x15 SW | D.3 |
| 1690150000 | RSV1,6 RF18/35x15 SW | D.3 |
| 1690160000 | RSV1,6 RF24/35x15 SW | D.3 |
| 1690170000 | RSV1,6 RF36/35x15 SW | D.3 |
| 1690190000 | BLZF 3.50/02/180 SN OR BX | C.48 |
| 1690200000 | BLZF 3.50/03/180 SN OR BX | C.48 |
| 1690210000 | BLZF 3.50/04/180 SN OR BX | C.48 |
| 1690220000 | BLZF 3.50/05/180 SN OR BX | C.48 |
| 1690230000 | BLZF 3.50/06/180 SN OR BX | C.48 |
| 1690240000 | BLZF 3.50/07/180 SN OR BX | C.48 |
| 1690250000 | BLZF 3.50/08/180 SN OR BX | C.48 |
| 1690260000 | BLZF 3.50/09/180 SN OR BX | C.48 |
| 1690270000 | BLZF 3.50/10/180 SN OR BX | C.48 |
| 1690280000 | BLZF 3.50/11/180 SN OR BX | C.48 |
| 1690290000 | BLZF 3.50/12/180 SN OR BX | C.48 |
| 1690300000 | BLZF 3.50/13/180 SN OR BX | C.48 |
| 1690310000 | BLZF 3.50/14/180 SN OR BX | C.48 |
| 1690320000 | BLZF 3.50/15/180 SN OR BX | C.48 |
| 1690330000 | BLZF 3.50/16/180 SN OR BX | C.48 |
| 1690340000 | BLZF 3.50/17/180 SN OR BX | C.48 |
| 1690350000 | BLZF 3.50/18/180 SN OR BX | C.48 |
| 1690360000 | BLZF 3.50/19/180 SN OR BX | C.48 |
| 1690370000 | BLZF 3.50/20/180 SN OR BX | C.48 |
| 1690380000 | BLZF 3.50/21/180 SN OR BX | C.48 |
| 1690390000 | BLZF 3.50/22/180 SN OR BX | C.48 |
| 1690400000 | BLZF 3.50/23/180 SN OR BX | C.48 |
| 1690410000 | BLZF 3.50/24/180 SN OR BX | C.48 |
| 1690420000 | BLZF 3.50/02/180 SN BK BX | C.48 |
| 1690430000 | BLZF 3.50/03/180 SN BK BX | C.48 |
| 1690440000 | BLZF 3.50/04/180 SN BK BX | C.48 |
| 1690450000 | BLZF 3.50/05/180 SN BK BX | C.48 |
| 1690460000 | BLZF 3.50/06/180 SN BK BX | C.48 |
| 1690470000 | BLZF 3.50/07/180 SN BK BX | C.48 |
| 1690480000 | BLZF 3.50/08/180 SN BK BX | C.48 |
| 1690490000 | BLZF 3.50/09/180 SN BK BX | C.48 |
| 1690500000 | BLZF 3.50/10/180 SN BK BX | C.48 |
| 1690510000 | BLZF 3.50/11/180 SN BK BX | C.48 |
| 1690520000 | BLZF 3.50/12/180 SN BK BX | C.48 |
| 1690530000 | BLZF 3.50/13/180 SN BK BX | C.48 |
| 1690540000 | BLZF 3.50/14/180 SN BK BX | C.48 |
| 1690550000 | BLZF 3.50/15/180 SN BK BX | C.48 |
| 1690560000 | BLZF 3.50/16/180 SN BK BX | C.48 |
| 1690570000 | BLZF 3.50/17/180 SN BK BX | C.48 |
| 1690580000 | BLZF 3.50/18/180 SN BK BX | C.48 |
| 1690590000 | BLZF 3.50/19/180 SN BK BX | C.48 |
| 1690600000 | BLZF 3.50/20/180 SN BK BX | C.48 |
| 1690610000 | BLZF 3.50/21/180 SN BK BX | C.48 |
| 1690620000 | BLZF 3.50/22/180 SN BK BX | C.48 |
| 1690630000 | BLZF 3.50/23/180 SN BK BX | C.48 |
| 1690640000 | BLZF 3.50/24/180 SN BK BX | C.48 |
| 1690880000 | BLZF 3.50/02/180F SN OR BX | C.49 |
| 1690890000 | BLZF 3.50/03/180F SN OR BX | C.49 |
| 1690900000 | BLZF 3.50/04/180F SN OR BX | C.49 |
| 1690910000 | BLZF 3.50/05/180F SN OR BX | C.49 |
| 1690920000 | BLZF 3.50/06/180F SN OR BX | C.49 |
| 1690930000 | BLZF 3.50/07/180F SN OR BX | C.49 |






«ЭЛЕКТРО-ПРОФИ» - http://www.ep.ru

| Order No. | Type | Page |
|---|---|---|
| 1690940000 | BLZF 3.50/08/180F SN OR BX | C.49 |
| 1690950000 | BLZF 3.50/09/180F SN OR BX | C.49 |
| 1690960000 | BLZF 3.50/10/180F SN OR BX | C.49 |
| 1690970000 | BLZF 3.50/11/180F SN OR BX | C.49 |
| 1690980000 | BLZF 3.50/12/180F SN OR BX | C.49 |
| 1690990000 | BLZF 3.50/13/180F SN OR BX | C.49 |
| 1691000000 | BLZF 3.50/14/180F SN OR BX | C.49 |
| 1691010000 | BLZF 3.50/15/180F SN OR BX | C.49 |
| 1691020000 | BLZF 3.50/16/180F SN OR BX | C.49 |
| 1691030000 | BLZF 3.50/17/180F SN OR BX | C.49 |
| 1691040000 | BLZF 3.50/18/180F SN OR BX | C.49 |
| 1691050000 | BLZF 3.50/19/180F SN OR BX | C.49 |
| 1691060000 | BLZF 3.50/20/180F SN OR BX | C.49 |
| 1691070000 | BLZF 3.50/21/180F SN OR BX | C.49 |
| 1691080000 | BLZF 3.50/22/180F SN OR BX | C.49 |
| 1691090000 | BLZF 3.50/23/180F SN OR BX | C.49 |
| 1691100000 | BLZF 3.50/24/180F SN OR BX | C.49 |
| 1691110000 | BLZF 3.50/02/180F SN BK BX | C.49 |
| 1691120000 | BLZF 3.50/03/180F SN BK BX | C.49 |
| 1691130000 | BLZF 3.50/04/180F SN BK BX | C.49 |
| 1691140000 | BLZF 3.50/05/180F SN BK BX | C.49 |
| 1691150000 | BLZF 3.50/06/180F SN BK BX | C.49 |
| 1691160000 | BLZF 3.50/07/180F SN BK BX | C.49 |
| 1691170000 | BLZF 3.50/08/180F SN BK BX | C.49 |
| 1691180000 | BLZF 3.50/09/180F SN BK BX | C.49 |
| 1691190000 | BLZF 3.50/10/180F SN BK BX | C.49 |
| 1691200000 | BLZF 3.50/11/180F SN BK BX | C.49 |
| 1691210000 | BLZF 3.50/12/180F SN BK BX | C.49 |
| 1691220000 | BLZF 3.50/13/180F SN BK BX | C.49 |
| 1691230000 | BLZF 3.50/14/180F SN BK BX | C.49 |
| 1691240000 | BLZF 3.50/15/180F SN BK BX | C.49 |
| 1691250000 | BLZF 3.50/16/180F SN BK BX | C.49 |
| 1691260000 | BLZF 3.50/17/180F SN BK BX | C.49 |
| 1691270000 | BLZF 3.50/18/180F SN BK BX | C.49 |
| 1691280000 | BLZF 3.50/19/180F SN BK BX | C.49 |
| 1691290000 | BLZF 3.50/20/180F SN BK BX | C.49 |
| 1691300000 | BLZF 3.50/21/180F SN BK BX | C.49 |
| 1691310000 | BLZF 3.50/22/180F SN BK BX | C.49 |
| 1691320000 | BLZF 3.50/23/180F SN BK BX | C.49 |
| 1691330000 | BLZF 3.50/24/180F SN BK BX | C.49 |
| 1691570000 | BLZF 3.50/02/180LH SN OR BX | C.49 |
| 1691580000 | BLZF 3.50/03/180LH SN OR BX | C.49 |
| 1691590000 | BLZF 3.50/04/180LH SN OR BX | C.49 |
| 1691600000 | BLZF 3.50/05/180LH SN OR BX | C.49 |
| 1691610000 | BLZF 3.50/06/180LH SN OR BX | C.49 |
| 1691620000 | BLZF 3.50/07/180LH SN OR BX | C.49 |
| 1691630000 | BLZF 3.50/08/180LH SN OR BX | C.49 |
| 1691640000 | BLZF 3.50/09/180LH SN OR BX | C.49 |
| 1691650000 | BLZF 3.50/10/180LH SN OR BX | C.49 |
| 1691660000 | BLZF 3.50/11/180LH SN OR BX | C.49 |
| 1691670000 | BLZF 3.50/12/180LH SN OR BX | C.49 |
| 1691680000 | BLZF 3.50/13/180LH SN OR BX | C.49 |
| 1691690000 | BLZF 3.50/14/180LH SN OR BX | C.49 |
| 1691700000 | BLZF 3.50/15/180LH SN OR BX | C.49 |
| 1691710000 | BLZF 3.50/16/180LH SN OR BX | C.49 |
| 1691720000 | BLZF 3.50/17/180LH SN OR BX | C.49 |
| 1691730000 | BLZF 3.50/18/180LH SN OR BX | C.49 |
| 1691740000 | BLZF 3.50/19/180LH SN OR BX | C.49 |
| 1691750000 | BLZF 3.50/20/180LH SN OR BX | C.49 |
| 1691760000 | BLZF 3.50/21/180LH SN OR BX | C.49 |
| 1691770000 | BLZF 3.50/22/180LH SN OR BX | C.49 |
| 1691780000 | BLZF 3.50/23/180LH SN OR BX | C.49 |
| 1691790000 | BLZF 3.50/24/180LH SN OR BX | C.49 |
| 1691800000 | BLZF 3.50/02/180LH SN BK BX | C.49 |
| 1691810000 | BLZF 3.50/03/180LH SN BK BX | C.49 |
| 1691820000 | BLZF 3.50/04/180LH SN BK BX | C.49 |
| 1691830000 | BLZF 3.50/05/180LH SN BK BX | C.49 |
| 1691840000 | BLZF 3.50/06/180LH SN BK BX | C.49 |
| 1691850000 | BLZF 3.50/07/180LH SN BK BX | C.49 |
| 1691860000 | BLZF 3.50/08/180LH SN BK BX | C.49 |
| 1691870000 | BLZF 3.50/09/180LH SN BK BX | C.49 |
| 1691880000 | BLZF 3.50/10/180LH SN BK BX | C.49 |
| 1691890000 | BLZF 3.50/11/180LH SN BK BX | C.49 |
| 1691900000 | BLZF 3.50/12/180LH SN BK BX | C.49 |
| 1691910000 | BLZF 3.50/13/180LH SN BK BX | C.49 |
| 1691920000 | BLZF 3.50/14/180LH SN BK BX | C.49 |
| 1691930000 | BLZF 3.50/15/180LH SN BK BX | C.49 |
| 1691940000 | BLZF 3.50/16/180LH SN BK BX | C.49 |
| 1691950000 | BLZF 3.50/17/180LH SN BK BX | C.49 |
| 1691960000 | BLZF 3.50/18/180LH SN BK BX | C.49 |
| 1691970000 | BLZF 3.50/19/180LH SN BK BX | C.49 |
| 1691980000 | BLZF 3.50/20/180LH SN BK BX | C.49 |
| 1691990000 | BLZF 3.50/21/180LH SN BK BX | C.49 |
| 1692000000 | BLZF 3.50/22/180LH SN BK BX | C.49 |
| 1692010000 | BLZF 3.50/23/180LH SN BK BX | C.49 |
| 1692020000 | BLZF 3.50/24/180LH SN BK BX | C.49 |
| 1692340000 | SLA BB11R SW | D.6 |
| 1693430000 | BL SL 3.5 KO OR | D.10 |
| 1693800000 | ZQV 2.5N/2 GE | I.38 |
| 1693800000 | ZQV 2.5N/2 GE | I.39 |
| 1693800000 | ZQV 2.5N/2 GE | I.40 |
| 1693800000 | ZQV 2.5N/2 GE | I.41 |
| 1693800000 | ZQV 2.5N/2 GE | I.42 |
| 1693800000 | ZQV 2.5N/2 GE | I.43 |
| 1695700000 | TOP1.5GS7/180 5 2STI OR | B.45 |
| 1698740000 | TOP4GS5/90 7.62 OR | B.50 |
| 1699580000 | S2L 3.5 FLA 20/10 | D.8 |

# 1700000000

| Order No. | Type | Page |
|---|---|---|
| 1703700000 | LM2N 3.50/04/90 3.2SN OR BX | B.11 |
| 1703710000 | LM2N 3.50/06/90 3.2SN OR BX | B.11 |
| 1703720000 | LM2N 3.50/08/90 3.2SN OR BX | B.11 |
| 1703730000 | LM2N 3.50/10/90 3.2SN OR BX | B.11 |
| 1703740000 | LM2N 3.50/12/90 3.2SN OR BX | B.11 |
| 1703750000 | LM2N 3.50/14/90 3.2SN OR BX | B.11 |
| 1703760000 | LM2N 3.50/16/90 3.2SN OR BX | B.11 |
| 1703770000 | LM2N 3.50/18/90 3.2SN OR BX | B.11 |
| 1703780000 | LM2N 3.50/20/90 3.2SN OR BX | B.11 |
| 1703790000 | LM2N 3.50/22/90 3.2SN OR BX | B.11 |
| 1703800000 | LM2N 3.50/24/90 3.2SN OR BX | B.11 |
| 1703810000 | LM2N 3.50/26/90 3.2SN OR BX | B.11 |
| 1703820000 | LM2N 3.50/28/90 3.2SN OR BX | B.11 |
| 1703830000 | LM2N 3.50/30/90 3.2SN OR BX | B.11 |
| 1703840000 | LM2N 3.50/32/90 3.2SN OR BX | B.11 |
| 1703850000 | LM2N 3.50/34/90 3.2SN OR BX | B.11 |
| 1703860000 | LM2N 3.50/36/90 3.2SN OR BX | B.11 |
| 1703870000 | LM2N 3.50/38/90 3.2SN OR BX | B.11 |
| 1703880000 | LM2N 3.50/40/90 3.2SN OR BX | B.11 |
| 1703890000 | LM2N 3.50/42/90 3.2SN OR BX | B.11 |
| 1703900000 | LM2N 3.50/44/90 3.2SN OR BX | B.11 |
| 1703910000 | LM2N 3.50/46/90 3.2SN OR BX | B.11 |
| 1703920000 | LM2N 3.50/48/90 3.2SN OR BX | B.11 |
| 1707040000 | TOP1.5GS18/90 5 2STI OR | B.44 |
| 1707460000 | BLZF 5.08/02/180 SN OR BX | I.38 |
| 1707470000 | BLZF 5.08/03/180 SN OR BX | I.39 |
| 1707470000 | BLZF 5.08/03/180 SN OR BX | I.40 |
| 1707470000 | BLZF 5.08/03/180 SN OR BX | I.41 |
| 1707470000 | BLZF 5.08/03/180 SN OR BX | I.42 |
| 1707470000 | BLZF 5.08/03/180 SN OR BX | I.43 |
| 1707690000 | BLZF 5.08/02/180 SN BK BX | I.38 |
| 1707700000 | BLZF 5.08/03/180 SN BK BX | I.39 |
| 1707700000 | BLZF 5.08/03/180 SN BK BX | I.40 |
| 1707700000 | BLZF 5.08/03/180 SN BK BX | I.41 |
| 1707700000 | BLZF 5.08/03/180 SN BK BX | I.42 |
| 1707700000 | BLZF 5.08/03/180 SN BK BX | I.43 |

# 1710000000

| Order No. | Type | Page |
|---|---|---|
| 1711960000 | BLC 5.08/02/180R BK BX | C.234 |
| 1711970000 | BLC 5.08/03/180R BK BX | C.234 |
| 1711980000 | BLC 5.08/04/180R BK BX | C.234 |
| 1711990000 | BLC 5.08/05/180R BK BX | C.234 |
| 1712000000 | BLC 5.08/06/180R BK BX | C.234 |
| 1712010000 | BLC 5.08/07/180R BK BX | C.234 |
| 1712020000 | BLC 5.08/08/180R BK BX | C.234 |
| 1712030000 | BLC 5.08/09/180R BK BX | C.234 |
| 1712040000 | BLC 5.08/10/180R BK BX | C.234 |
| 1712050000 | BLC 5.08/11/180R BK BX | C.234 |
| 1712060000 | BLC 5.08/12/180R BK BX | C.234 |
| 1712070000 | BLC 5.08/13/180R BK BX | C.234 |
| 1712080000 | BLC 5.08/14/180R BK BX | C.234 |
| 1712090000 | BLC 5.08/15/180R BK BX | C.234 |
| 1712100000 | BLC 5.08/16/180R BK BX | C.234 |
| 1712110000 | BLC 5.08/02/180BR BK BX | C.235 |
| 1712120000 | BLC 5.08/03/180BR BK BX | C.235 |
| 1712130000 | BLC 5.08/04/180BR BK BX | C.235 |
| 1712140000 | BLC 5.08/05/180BR BK BX | C.235 |
| 1712150000 | BLC 5.08/06/180BR BK BX | C.235 |
| 1712160000 | BLC 5.08/07/180BR BK BX | C.235 |
| 1712170000 | BLC 5.08/08/180BR BK BX | C.235 |
| 1712180000 | BLC 5.08/09/180BR BK BX | C.235 |
| 1712190000 | BLC 5.08/10/180BR BK BX | C.235 |
| 1712200000 | BLC 5.08/11/180BR BK BX | C.235 |
| 1712210000 | BLC 5.08/12/180BR BK BX | C.235 |
| 1712220000 | BLC 5.08/13/180BR BK BX | C.235 |
| 1712230000 | BLC 5.08/14/180BR BK BX | C.235 |
| 1712240000 | BLC 5.08/15/180BR BK BX | C.235 |
| 1712250000 | BLC 5.08/16/180BR BK BX | C.235 |
| 1714980000 | LM 3.50/02/135 3.2SN OR BX | B.9 |
| 1715020000 | LM 3.50/03/135 3.2SN OR BX | B.9 |
| 1715310000 | LM 5.00/02/90 3.5SN OR BX | B.14 |
| 1715320000 | LM 5.00/03/90 3.5SN OR BX | B.14 |
| 1715330000 | LM 5.00/02/180 3.5SN OR BX | B.15 |
| 1715340000 | LM 5.00/03/180 3.5SN OR BX | B.15 |
| 1715350000 | LM 5.00/02/135 3.5SN OR BX | B.15 |
| 1715360000 | LM 5.00/03/135 3.5SN OR BX | B.15 |
| 1716080000 | LM 5.08/02/90 3.5SN OR BX | B.16 |
| 1716090000 | LM 5.08/03/90 3.5SN OR BX | B.16 |
| 1716100000 | LM 5.08/02/180 3.5SN OR BX | B.17 |
| 1716110000 | LM 5.08/03/180 3.5SN OR BX | B.17 |
| 1716120000 | LM 5.08/02/135 3.5SN OR BX | B.17 |
| 1716130000 | LM 5.08/03/135 3.5SN OR BX | B.17 |
| 1716710000 | LM1N 3.50/02/90 3.2SN OR BX | B.10 |
| 1716720000 | LM1N 3.50/03/90 3.2SN OR BX | B.10 |
| 1717900000 | ZQV 2.5N/2 RT | I.38 |
| 1717900000 | ZQV 2.5N/2 RT | I.39 |
| 1717900000 | ZQV 2.5N/2 RT | I.40 |
| 1717900000 | ZQV 2.5N/2 RT | I.41 |
| 1717900000 | ZQV 2.5N/2 RT | I.42 |
| 1717900000 | ZQV 2.5N/2 RT | I.43 |
| 1717990000 | ZQV 2.5N/2 BL | I.38 |
| 1717990000 | ZQV 2.5N/2 BL | I.39 |
| 1717990000 | ZQV 2.5N/2 BL | I.40 |
| 1717990000 | ZQV 2.5N/2 BL | I.41 |
| 1717990000 | ZQV 2.5N/2 BL | I.42 |
| 1717990000 | ZQV 2.5N/2 BL | I.43 |

# 1720000000

| Order No. | Type | Page |
|---|---|---|
| 1720250000 | LM 3.50/05/90 3.2SN OR BX | B.8 |
| 1723430000 | SLA BB1R OR | D.6 |
| 1723440000 | SLA BB2R OR | D.6 |
| 1723480000 | SLA BB1R SW | D.6 |
| 1723490000 | SLA BB2R SW | D.6 |
| 1724530000 | LP 5.08/05/90 3.2SN OR BX | B.24 |
| 1724680000 | LL 9.52/02/90 5.0SN OR BX | B.42 |
| 1724690000 | LL 9.52/03/90 5.0SN OR BX | B.42 |
| 1724740000 | TOP1.5GS13/180 5 2ST OR | B.45 |
| 1725170000 | SLD 5.08V/04/90 3.2 SN OR BX | C.196 |
| 1725180000 | SLD 5.08V/06/90 3.2 SN OR BX | C.196 |
| 1725190000 | SLD 5.08V/08/90 3.2 SN OR BX | C.196 |
| 1725200000 | SLD 5.08V/10/90 3.2 SN OR BX | C.196 |
| 1725210000 | SLD 5.08V/12/90 3.2 SN OR BX | C.196 |
| 1725220000 | SLD 5.08V/14/90 3.2 SN OR BX | C.196 |
| 1725230000 | SLD 5.08V/16/90 3.2 SN OR BX | C.196 |
| 1725240000 | SLD 5.08V/18/90 3.2 SN OR BX | C.196 |
| 1725250000 | SLD 5.08V/20/90 3.2 SN OR BX | C.196 |
| 1725260000 | SLD 5.08V/22/90 3.2 SN OR BX | C.196 |
| 1725270000 | SLD 5.08V/24/90 3.2 SN OR BX | C.196 |
| 1725280000 | SLD 5.08V/26/90 3.2 SN OR BX | C.196 |
| 1725290000 | SLD 5.08V/28/90 3.2 SN OR BX | C.196 |
| 1725300000 | SLD 5.08V/30/90 3.2 SN OR BX | C.196 |
| 1725310000 | SLD 5.08V/32/90 3.2 SN OR BX | C.196 |
| 1725320000 | SLD 5.08V/34/90 3.2 SN OR BX | C.196 |
| 1725330000 | SLD 5.08V/36/90 3.2 SN OR BX | C.196 |
| 1725340000 | SLD 5.08V/38/90 3.2 SN OR BX | C.196 |
| 1725350000 | SLD 5.08V/40/90 3.2 SN OR BX | C.196 |
| 1725360000 | SLD 5.08V/42/90 3.2 SN OR BX | C.196 |
| 1725370000 | SLD 5.08V/44/90 3.2 SN OR BX | C.196 |
| 1725380000 | SLD 5.08V/46/90 3.2 SN OR BX | C.196 |
| 1725390000 | SLD 5.08V/48/90 3.2 SN OR BX | C.196 |
| 1725650000 | SLD 5.08V/4/180 3.2 OR | C.197 |
| 1725660000 | SLD 5.08V/6/180 3.2 OR | C.197 |
| 1725670000 | SLD 5.08V/8/180 3.2 OR | C.197 |
| 1725680000 | SLD 5.08V/10/180 3.2 OR | C.197 |
| 1725690000 | SLD 5.08V/12/180 3.2 OR | C.197 |
| 1725700000 | SLD 5.08V/14/180 3.2 OR | C.197 |
| 1725710000 | SLD 5.08V/16/180 3.2 OR | C.197 |
| 1725720000 | SLD 5.08V/18/180 3.2 OR | C.197 |
| 1725730000 | SLD 5.08V/20/180 3.2 OR | C.197 |
| 1725740000 | SLD 5.08V/22/180 3.2 OR | C.197 |
| 1725750000 | SLD 5.08V/24/180 3.2 OR | C.197 |
| 1725760000 | SLD 5.08V/26/180 3.2 OR | C.197 |
| 1725770000 | SLD 5.08V/28/180 3.2 OR | C.197 |
| 1725780000 | SLD 5.08V/30/180 3.2 OR | C.197 |
| 1725790000 | SLD 5.08V/32/180 3.2 OR | C.197 |
| 1725800000 | SLD 5.08V/34/180 3.2 OR | C.197 |
| 1725810000 | SLD 5.08V/36/180 3.2 OR | C.197 |
| 1725820000 | SLD 5.08V/38/180 3.2 OR | C.197 |
| 1725830000 | SLD 5.08V/40/180 3.2 OR | C.197 |
| 1725840000 | SLD 5.08V/42/180 3.2 OR | C.197 |
| 1725850000 | SLD 5.08V/44/180 3.2 OR | C.197 |
| 1725860000 | SLD 5.08V/46/180 3.2 OR | C.197 |
| 1725870000 | SLD 5.08V/48/180 3.2 OR | C.197 |
| 1727560000 | B2L 3.50/06/180 SN OR BX | C.16 |
| 1727570000 | B2L 3.50/08/180 SN OR BX | C.16 |
| 1727580000 | B2L 3.50/10/180 SN OR BX | C.16 |
| 1727590000 | B2L 3.50/12/180 SN OR BX | C.16 |
| 1727600000 | B2L 3.50/14/180 SN OR BX | C.16 |
| 1727610000 | B2L 3.50/16/180 SN OR BX | C.16 |
| 1727620000 | B2L 3.50/18/180 SN OR BX | C.16 |
| 1727630000 | B2L 3.50/20/180 SN OR BX | C.16 |
| 1727640000 | B2L 3.50/06/180 SN BK BX | C.16 |
| 1727650000 | B2L 3.50/08/180 SN BK BX | C.16 |
| 1727660000 | B2L 3.50/10/180 SN BK BX | C.16 |
| 1727670000 | B2L 3.50/12/180 SN BK BX | C.16 |
| 1727680000 | B2L 3.50/14/180 SN BK BX | C.16 |
| 1727690000 | B2L 3.50/16/180 SN BK BX | C.16 |
| 1727700000 | B2L 3.50/18/180 SN BK BX | C.16 |
| 1727710000 | B2L 3.50/20/180 SN BK BX | C.16 |
| 1727830000 | S2L 3.50/06/90G 3.5SN OR BX | C.12 |
| 1727840000 | S2L 3.50/08/90G 3.5SN OR BX | C.12 |
| 1727850000 | S2L 3.50/10/90G 3.5SN OR BX | C.12 |
| 1727860000 | S2L 3.50/12/90G 3.5SN OR BX | C.12 |
| 1727870000 | S2L 3.50/14/90G 3.5SN OR BX | C.12 |
| 1727880000 | S2L 3.50/16/90G 3.5SN OR BX | C.12 |
| 1727890000 | S2L 3.50/18/90G 3.5SN OR BX | C.12 |
| 1727900000 | S2L 3.50/20/90G 3.5SN OR BX | C.12 |
| 1727910000 | S2L 3.50/22/90G 3.5SN OR BX | C.12 |
| 1727920000 | S2L 3.50/24/90G 3.5SN OR BX | C.12 |
| 1727930000 | S2L 3.50/26/90G 3.5SN OR BX | C.12 |
| 1727940000 | S2L 3.50/28/90G 3.5SN OR BX | C.12 |
| 1727950000 | S2L 3.50/30/90G 3.5SN OR BX | C.12 |
| 1727960000 | S2L 3.50/32/90G 3.5SN OR BX | C.12 |
| 1727970000 | S2L 3.50/34/90G 3.5SN OR BX | C.12 |
| 1727980000 | S2L 3.50/36/90G 3.5SN OR BX | C.12 |
| 1727990000 | S2L 3.50/06/90G 3.5SN BK BX | C.12 |
| 1728000000 | S2L 3.50/08/90G 3.5SN BK BX | C.12 |
| 1728010000 | S2L 3.50/10/90G 3.5SN BK BX | C.12 |
| 1728020000 | S2L 3.50/12/90G 3.5SN BK BX | C.12 |
| 1728030000 | S2L 3.50/14/90G 3.5SN BK BX | C.12 |
| 1728040000 | S2L 3.50/16/90G 3.5SN BK BX | C.12 |
| 1728050000 | S2L 3.50/18/90G 3.5SN BK BX | C.12 |
| 1728060000 | S2L 3.50/20/90G 3.5SN BK BX | C.12 |
| 1728070000 | S2L 3.50/22/90G 3.5SN BK BX | C.12 |
| 1728080000 | S2L 3.50/24/90G 3.5SN BK BX | C.12 |
| 1728090000 | S2L 3.50/26/90G 3.5SN BK BX | C.12 |





«ЭЛЕКТРО-ПРОФИ» - http://www.ep.ru

| Order No. | Type | Page |
|---|---|---|
| 1728100000 | S2L 3.50/28/90G 3.5SN BK BX | C.12 |
| 1728110000 | S2L 3.50/30/90G 3.5SN BK BX | C.12 |
| 1728120000 | S2L 3.50/32/90G 3.5SN BK BX | C.12 |
| 1728130000 | S2L 3.50/34/90G 3.5SN BK BX | C.12 |
| 1728140000 | S2L 3.50/36/90G 3.5SN BK BX | C.12 |
| 1728470000 | S2L 3.50/06/90F 3.5SN OR BX | C.13 |
| 1728480000 | S2L 3.50/08/90F 3.5SN OR BX | C.13 |
| 1728490000 | S2L 3.50/10/90F 3.5SN OR BX | C.13 |
| 1728500000 | S2L 3.50/12/90F 3.5SN OR BX | C.13 |
| 1728510000 | S2L 3.50/14/90F 3.5SN OR BX | C.13 |
| 1728520000 | S2L 3.50/16/90F 3.5SN OR BX | C.13 |
| 1728530000 | S2L 3.50/18/90F 3.5SN OR BX | C.13 |
| 1728540000 | S2L 3.50/20/90F 3.5SN OR BX | C.13 |
| 1728550000 | S2L 3.50/22/90F 3.5SN OR BX | C.13 |
| 1728560000 | S2L 3.50/24/90F 3.5SN OR BX | C.13 |
| 1728570000 | S2L 3.50/26/90F 3.5SN OR BX | C.13 |
| 1728580000 | S2L 3.50/28/90F 3.5SN OR BX | C.13 |
| 1728590000 | S2L 3.50/30/90F 3.5SN OR BX | C.13 |
| 1728600000 | S2L 3.50/32/90F 3.5SN OR BX | C.13 |
| 1728610000 | S2L 3.50/34/90F 3.5SN OR BX | C.13 |
| 1728620000 | S2L 3.50/36/90F 3.5SN OR BX | C.13 |
| 1728630000 | S2L 3.50/06/90F 3.5SN BK BX | C.13 |
| 1728640000 | S2L 3.50/08/90F 3.5SN BK BX | C.13 |
| 1728650000 | S2L 3.50/10/90F 3.5SN BK BX | C.13 |
| 1728660000 | S2L 3.50/12/90F 3.5SN BK BX | C.13 |
| 1728670000 | S2L 3.50/14/90F 3.5SN BK BX | C.13 |
| 1728680000 | S2L 3.50/16/90F 3.5SN BK BX | C.13 |
| 1728690000 | S2L 3.50/18/90F 3.5SN BK BX | C.13 |
| 1728700000 | S2L 3.50/20/90F 3.5SN BK BX | C.13 |
| 1728710000 | S2L 3.50/22/90F 3.5SN BK BX | C.13 |
| 1728720000 | S2L 3.50/24/90F 3.5SN BK BX | C.13 |
| 1728730000 | S2L 3.50/26/90F 3.5SN BK BX | C.13 |
| 1728740000 | S2L 3.50/28/90F 3.5SN BK BX | C.13 |
| 1728750000 | S2L 3.50/30/90F 3.5SN BK BX | C.13 |
| 1728760000 | S2L 3.50/32/90F 3.5SN BK BX | C.13 |
| 1728770000 | S2L 3.50/34/90F 3.5SN BK BX | C.13 |
| 1728780000 | S2L 3.50/36/90F 3.5SN BK BX | C.13 |
| 1728790000 | S2L 3.50/06/180G 3.5SN OR BX | C.14 |
| 1728800000 | S2L 3.50/08/180G 3.5SN OR BX | C.14 |
| 1728810000 | S2L 3.50/10/180G 3.5SN OR BX | C.14 |
| 1728820000 | S2L 3.50/12/180G 3.5SN OR BX | C.14 |
| 1728830000 | S2L 3.50/14/180G 3.5SN OR BX | C.14 |
| 1728840000 | S2L 3.50/16/180G 3.5SN OR BX | C.14 |
| 1728850000 | S2L 3.50/18/180G 3.5SN OR BX | C.14 |
| 1728860000 | S2L 3.50/20/180G 3.5SN OR BX | C.14 |
| 1728870000 | S2L 3.50/22/180G 3.5SN OR BX | C.14 |
| 1728880000 | S2L 3.50/24/180G 3.5SN OR BX | C.14 |
| 1728890000 | S2L 3.50/26/180G 3.5SN OR BX | C.14 |
| 1728900000 | S2L 3.50/28/180G 3.5SN OR BX | C.14 |
| 1728910000 | S2L 3.50/30/180G 3.5SN OR BX | C.14 |
| 1728920000 | S2L 3.50/32/180G 3.5SN OR BX | C.14 |
| 1728950000 | S2L 3.50/06/180G 3.5SN BK BX | C.14 |
| 1728960000 | S2L 3.50/08/180G 3.5SN BK BX | C.14 |
| 1728970000 | S2L 3.50/10/180G 3.5SN BK BX | C.14 |
| 1728980000 | S2L 3.50/12/180G 3.5SN BK BX | C.14 |
| 1728990000 | S2L 3.50/14/180G 3.5SN BK BX | C.14 |
| 1729000000 | S2L 3.50/16/180G 3.5SN BK BX | C.14 |
| 1729010000 | S2L 3.50/18/180G 3.5SN BK BX | C.14 |
| 1729020000 | S2L 3.50/20/180G 3.5SN BK BX | C.14 |
| 1729030000 | S2L 3.50/22/180G 3.5SN BK BX | C.14 |
| 1729040000 | S2L 3.50/24/180G 3.5SN BK BX | C.14 |
| 1729050000 | S2L 3.50/26/180G 3.5SN BK BX | C.14 |
| 1729060000 | S2L 3.50/28/180G 3.5SN BK BX | C.14 |
| 1729070000 | S2L 3.50/30/180G 3.5SN BK BX | C.14 |
| 1729080000 | S2L 3.50/32/180G 3.5SN BK BX | C.14 |
| 1729430000 | S2L 3.50/06/180F 3.5SN OR BX | C.15 |
| 1729440000 | S2L 3.50/08/180F 3.5SN OR BX | C.15 |
| 1729450000 | S2L 3.50/10/180F 3.5SN OR BX | C.15 |
| 1729460000 | S2L 3.50/12/180F 3.5SN OR BX | C.15 |
| 1729470000 | S2L 3.50/14/180F 3.5SN OR BX | C.15 |
| 1729480000 | S2L 3.50/16/180F 3.5SN OR BX | C.15 |
| 1729490000 | S2L 3.50/18/180F 3.5SN OR BX | C.15 |
| 1729500000 | S2L 3.50/20/180F 3.5SN OR BX | C.15 |
| 1729510000 | S2L 3.50/22/180F 3.5SN OR BX | C.15 |
| 1729520000 | S2L 3.50/24/180F 3.5SN OR BX | C.15 |
| 1729530000 | S2L 3.50/26/180F 3.5SN OR BX | C.15 |
| 1729540000 | S2L 3.50/28/180F 3.5SN OR BX | C.15 |
| 1729550000 | S2L 3.50/30/180F 3.5SN OR BX | C.15 |
| 1729560000 | S2L 3.50/32/180F 3.5SN OR BX | C.15 |
| 1729570000 | S2L 3.50/34/180F 3.5SN OR BX | C.15 |
| 1729580000 | S2L 3.50/36/180F 3.5SN OR BX | C.15 |
| 1729590000 | S2L 3.50/06/180F 3.5SN BK BX | C.15 |
| 1729600000 | S2L 3.50/08/180F 3.5SN BK BX | C.15 |
| 1729610000 | S2L 3.50/10/180F 3.5SN BK BX | C.15 |
| 1729620000 | S2L 3.50/12/180F 3.5SN BK BX | C.15 |
| 1729630000 | S2L 3.50/14/180F 3.5SN BK BX | C.15 |
| 1729640000 | S2L 3.50/16/180F 3.5SN BK BX | C.15 |
| 1729650000 | S2L 3.50/18/180F 3.5SN BK BX | C.15 |
| 1729660000 | S2L 3.50/20/180F 3.5SN BK BX | C.15 |
| 1729670000 | S2L 3.50/22/180F 3.5SN BK BX | C.15 |
| 1729680000 | S2L 3.50/24/180F 3.5SN BK BX | C.15 |
| 1729690000 | S2L 3.50/26/180F 3.5SN BK BX | C.15 |
| 1729700000 | S2L 3.50/28/180F 3.5SN BK BX | C.15 |
| 1729710000 | S2L 3.50/30/180F 3.5SN BK BX | C.15 |
| 1729720000 | S2L 3.50/32/180F 3.5SN BK BX | C.15 |
| 1729730000 | S2L 3.50/34/180F 3.5SN BK BX | C.15 |
| 1729740000 | S2L 3.50/36/180F 3.5SN BK BX | C.15 |

# 1740000000

| Order No. | Type | Page |
|---|---|---|
| 1745580000 | BL 3.5 AH 3 SW | D.4 |
| 1745590000 | BL 3.5 AH 4 SW | D.4 |
| 1745600000 | BL 3.5 AH 5 SW | D.4 |
| 1745610000 | BL 3.5 AH 6 SW | D.4 |
| 1745620000 | BL 3.5 AH 7 SW | D.4 |
| 1745630000 | BL 3.5 AH 8 SW | D.4 |
| 1745640000 | BL 3.5 AH 9 SW | D.4 |
| 1745650000 | BL 3.5 AH 10 SW | D.4 |
| 1745660000 | BL 3.5 AH 11 SW | D.4 |
| 1745670000 | BL 3.5 AH 12 SW | D.4 |
| 1745680000 | BL 3.5 AH 13 SW | D.4 |
| 1745690000 | BL 3.5 AH 14 SW | D.4 |
| 1745700000 | BL 3.5 AH 15 SW | D.4 |
| 1745710000 | BL 3.5 AH 16 SW | D.4 |
| 1747470000 | LPZP1N 2.54 OR | D.13 |
| 1747480000 | LPZP 2.54/90 OR | D.12 |
| 1747490000 | LPZP 1.27/90 OR | D.12 |
| 1747500000 | LPZP 2.54/90 SW | D.12 |
| 1747510000 | LPZP 1.27/90 SW | D.12 |
| 1747520000 | LPZP1N 2.54 SW | D.13 |
| 1747530000 | LPBB MU OR | D.7 |
| 1747540000 | LPBB OR | D.7 |
| 1747550000 | LPBB MU SW | D.7 |
| 1747560000 | LPBB SW | D.7 |
| 1747850000 | B2L 3.50/22/180 SN OR BX | C.16 |
| 1747860000 | B2L 3.50/24/180 SN OR BX | C.16 |
| 1747870000 | B2L 3.50/26/180 SN OR BX | C.16 |
| 1747880000 | B2L 3.50/28/180 SN OR BX | C.16 |
| 1747890000 | B2L 3.50/30/180 SN OR BX | C.16 |
| 1747900000 | B2L 3.50/32/180 SN OR BX | C.16 |
| 1747910000 | B2L 3.50/34/180 SN OR BX | C.16 |
| 1747920000 | B2L 3.50/36/180 SN OR BX | C.16 |
| 1747930000 | B2L 3.50/22/180 SN BK BX | C.16 |
| 1747940000 | B2L 3.50/24/180 SN BK BX | C.16 |
| 1747950000 | B2L 3.50/26/180 SN BK BX | C.16 |
| 1747960000 | B2L 3.50/28/180 SN BK BX | C.16 |
| 1747970000 | B2L 3.50/30/180 SN BK BX | C.16 |
| 1747980000 | B2L 3.50/32/180 SN BK BX | C.16 |
| 1747990000 | B2L 3.50/34/180 SN BK BX | C.16 |
| 1748000000 | B2L 3.50/36/180 SN BK BX | C.16 |
| 1748010000 | B2L 3.50/06/180F SN OR BX | C.17 |
| 1748020000 | B2L 3.50/08/180F SN OR BX | C.17 |
| 1748030000 | B2L 3.50/10/180F SN OR BX | C.17 |
| 1748040000 | B2L 3.50/12/180F SN OR BX | C.17 |
| 1748050000 | B2L 3.50/14/180F SN OR BX | C.17 |
| 1748060000 | B2L 3.50/16/180F SN OR BX | C.17 |
| 1748070000 | B2L 3.50/18/180F SN OR BX | C.17 |
| 1748080000 | B2L 3.50/20/180F SN OR BX | C.17 |
| 1748090000 | B2L 3.50/22/180F SN OR BX | C.17 |
| 1748100000 | B2L 3.50/24/180F SN OR BX | C.17 |
| 1748110000 | B2L 3.50/26/180F SN OR BX | C.17 |
| 1748120000 | B2L 3.50/28/180F SN OR BX | C.17 |
| 1748130000 | B2L 3.50/30/180F SN OR BX | C.17 |
| 1748140000 | B2L 3.50/32/180F SN OR BX | C.17 |
| 1748150000 | B2L 3.50/34/180F SN OR BX | C.17 |
| 1748160000 | B2L 3.50/36/180F SN OR BX | C.17 |
| 1748170000 | B2L 3.50/06/180F SN BK BX | C.17 |
| 1748180000 | B2L 3.50/08/180F SN BK BX | C.17 |
| 1748190000 | B2L 3.50/10/180F SN BK BX | C.17 |
| 1748200000 | B2L 3.50/12/180F SN BK BX | C.17 |
| 1748210000 | B2L 3.50/14/180F SN BK BX | C.17 |
| 1748220000 | B2L 3.50/16/180F SN BK BX | C.17 |
| 1748230000 | B2L 3.50/18/180F SN BK BX | C.17 |
| 1748240000 | B2L 3.50/20/180F SN BK BX | C.17 |
| 1748250000 | B2L 3.50/22/180F SN BK BX | C.17 |
| 1748260000 | B2L 3.50/24/180F SN BK BX | C.17 |
| 1748270000 | B2L 3.50/26/180F SN BK BX | C.17 |
| 1748280000 | B2L 3.50/28/180F SN BK BX | C.17 |
| 1748290000 | B2L 3.50/30/180F SN BK BX | C.17 |
| 1748300000 | B2L 3.50/32/180F SN BK BX | C.17 |
| 1748310000 | B2L 3.50/34/180F SN BK BX | C.17 |
| 1748320000 | B2L 3.50/36/180F SN BK BX | C.17 |
| 1748330000 | B2L 3.50/06/180LH SN OR BX | C.17 |
| 1748340000 | B2L 3.50/08/180LH SN OR BX | C.17 |
| 1748350000 | B2L 3.50/10/180LH SN OR BX | C.17 |
| 1748360000 | B2L 3.50/12/180LH SN OR BX | C.17 |
| 1748370000 | B2L 3.50/14/180LH SN OR BX | C.17 |
| 1748380000 | B2L 3.50/16/180LH SN OR BX | C.17 |
| 1748390000 | B2L 3.50/18/180LH SN OR BX | C.17 |
| 1748400000 | B2L 3.50/20/180LH SN OR BX | C.17 |
| 1748410000 | B2L 3.50/22/180LH SN OR BX | C.17 |
| 1748420000 | B2L 3.50/24/180LH SN OR BX | C.17 |
| 1748430000 | B2L 3.50/26/180LH SN OR BX | C.17 |
| 1748440000 | B2L 3.50/28/180LH SN OR BX | C.17 |
| 1748450000 | B2L 3.50/30/180LH SN OR BX | C.17 |
| 1748460000 | B2L 3.50/32/180LH SN OR BX | C.17 |
| 1748470000 | B2L 3.50/34/180LH SN OR BX | C.17 |
| 1748480000 | B2L 3.50/36/180LH SN OR BX | C.17 |
| 1748490000 | B2L 3.50/06/180LH SN BK BX | C.17 |
| 1748500000 | B2L 3.50/08/180LH SN BK BX | C.17 |
| 1748510000 | B2L 3.50/10/180LH SN BK BX | C.17 |
| 1748520000 | B2L 3.50/12/180LH SN BK BX | C.17 |
| 1748530000 | B2L 3.50/14/180LH SN BK BX | C.17 |
| 1748540000 | B2L 3.50/16/180LH SN BK BX | C.17 |
| 1748550000 | B2L 3.50/18/180LH SN BK BX | C.17 |
| 1748560000 | B2L 3.50/20/180LH SN BK BX | C.17 |
| 1748570000 | B2L 3.50/22/180LH SN BK BX | C.17 |
| 1748580000 | B2L 3.50/24/180LH SN BK BX | C.17 |
| 1748590000 | B2L 3.50/26/180LH SN BK BX | C.17 |
| 1748600000 | B2L 3.50/28/180LH SN BK BX | C.17 |
| 1748610000 | B2L 3.50/30/180LH SN BK BX | C.17 |
| 1748620000 | B2L 3.50/32/180LH SN BK BX | C.17 |
| 1748630000 | B2L 3.50/34/180LH SN BK BX | C.17 |
| 1748640000 | B2L 3.50/36/180LH SN BK BX | C.17 |
| 1749170000 | TOP4GS12/180 7.62 OR | B.51 |

# 1750000000

| Order No. | Type | Page |
|---|---|---|
| 1751380000 | BLIDCB 3.50/02/- SN OR BX | C.50 |
| 1751390000 | BLIDCB 3.50/03/- SN OR BX | C.50 |
| 1751400000 | BLIDCB 3.50/04/- SN OR BX | C.50 |
| 1751410000 | BLIDCB 3.50/05/- SN OR BX | C.50 |
| 1751420000 | BLIDCB 3.50/06/- SN OR BX | C.50 |
| 1751430000 | BLIDCB 3.50/07/- SN OR BX | C.50 |
| 1751440000 | BLIDCB 3.50/08/- SN OR BX | C.50 |
| 1751450000 | BLIDCB 3.50/02/-F SN OR BX | C.51 |
| 1751460000 | BLIDCB 3.50/03/-F SN OR BX | C.51 |
| 1751470000 | BLIDCB 3.50/04/-F SN OR BX | C.51 |
| 1751480000 | BLIDCB 3.50/05/-F SN OR BX | C.51 |
| 1751490000 | BLIDCB 3.50/06/-F SN OR BX | C.51 |
| 1751500000 | BLIDCB 3.50/07/-F SN OR BX | C.51 |
| 1751510000 | BLIDCB 3.50/08/-F SN OR BX | C.51 |
| 1752940000 | LP 5.08/08/135 3.2 OR | B.25 |
| 1752982001 | SL-SMT 3.50/02/180G 1.5SN BK BX | C.30 |
| 1752984002 | SL-SMT 3.50/02/180G 1.5SN BK RL | C.31 |
| 1752992001 | SL-SMT 3.50/03/180G 1.5SN BK BX | C.30 |
| 1752994002 | SL-SMT 3.50/03/180G 1.5SN BK RL | C.31 |
| 1753002001 | SL-SMT 3.50/04/180G 1.5SN BK BX | C.30 |
| 1753004002 | SL-SMT 3.50/04/180G 1.5SN BK RL | C.31 |
| 1753012001 | SL-SMT 3.50/05/180G 1.5SN BK BX | C.30 |
| 1753014002 | SL-SMT 3.50/05/180G 1.5SN BK RL | C.31 |
| 1753022001 | SL-SMT 3.50/06/180G 1.5SN BK BX | C.30 |
| 1753024001 | SL-SMT 3.50/06/180G 1.5SN BK RL | C.31 |
| 1753032001 | SL-SMT 3.50/07/180G 1.5SN BK BX | C.30 |
| 1753034001 | SL-SMT 3.50/07/180G 1.5SN BK RL | C.31 |
| 1753042001 | SL-SMT 3.50/08/180G 1.5SN BK BX | C.30 |
| 1753044001 | SL-SMT 3.50/08/180G 1.5SN BK RL | C.31 |
| 1753052001 | SL-SMT 3.50/09/180G 1.5SN BK BX | C.30 |
| 1753054001 | SL-SMT 3.50/09/180G 1.5SN BK RL | C.31 |
| 1753062001 | SL-SMT 3.50/10/180G 1.5SN BK BX | C.30 |
| 1753064001 | SL-SMT 3.50/10/180G 1.5SN BK RL | C.31 |
| 1753072001 | SL-SMT 3.50/11/180G 1.5SN BK BX | C.30 |
| 1753074001 | SL-SMT 3.50/11/180G 1.5SN BK RL | C.31 |
| 1753082001 | SL-SMT 3.50/12/180G 1.5SN BK BX | C.30 |
| 1753092001 | SL-SMT 3.50/13/180G 1.5SN BK BX | C.30 |
| 1753102001 | SL-SMT 3.50/14/180G 1.5SN BK BX | C.30 |
| 1753112001 | SL-SMT 3.50/15/180G 1.5SN BK BX | C.30 |
| 1753122001 | SL-SMT 3.50/16/180G 1.5SN BK BX | C.30 |
| 1753132001 | SL-SMT 3.50/17/180G 1.5SN BK BX | C.30 |
| 1753142001 | SL-SMT 3.50/18/180G 1.5SN BK BX | C.30 |
| 1753152001 | SL-SMT 3.50/19/180G 1.5SN BK BX | C.30 |
| 1753162001 | SL-SMT 3.50/20/180G 1.5SN BK BX | C.30 |
| 1753172001 | SL-SMT 3.50/21/180G 1.5SN BK BX | C.30 |
| 1753182001 | SL-SMT 3.50/22/180G 1.5SN BK BX | C.30 |
| 1753192001 | SL-SMT 3.50/23/180G 1.5SN BK BX | C.30 |
| 1753202001 | SL-SMT 3.50/24/180G 1.5SN BK BX | C.30 |
| 1753300000 | LP 5.00/09/90 3.2SN OR BX | B.22 |
| 1753740000 | LPZP 2.54/135 OR | D.12 |
| 1753750000 | LPZP 2.54/135 SW | D.12 |
| 1753810000 | LP 5.08/02/180 3.2SN OR BX | B.25 |
| 1753820000 | LP 5.08/03/180 3.2SN OR BX | B.25 |
| 1753890000 | LP 7.62/02/180 3.2SN OR BX | B.35 |
| 1753900000 | LP 7.62/03/180 3.2SN OR BX | B.35 |
| 1755180000 | LPTR 5.08/01/90 3.2SN OR BX | B.31 |
| 1755230000 | LPTR 5.08/01/90 4.5SN OR BX | B.31 |
| 1758020000 | LM2NZF 5.08/20/135 3.5SN OR BX | B.98 |
| 1758030000 | LM3RZF 5.08/30/135 3.5SN OR BX | B.99 |
| 1758040000 | LM3RZF 5.08/21/135 3.5SN OR BX | B.99 |
| 1758050000 | LM3RZF 5.08/48/135 3.5SN OR BX | B.99 |
| 1758250000 | ZQV 4N/2 GE | I.46 |
| 1758250000 | ZQV 4N/2 GE | I.46 |
| 1758250000 | ZQV 4N/2 GE | I.47 |
| 1759100000 | LP 5.00/05/90 3.2SN OR BX | B.22 |
| 1759120000 | LP 5.08/07/90 3.2SN OR BX | B.24 |
| 1759130000 | LP 5.08/09/90 3.2SN OR BX | B.24 |
| 1759140000 | LP 5.08/13/90 3.2SN OR BX | B.24 |
| 1759150000 | LP 5.08/14/90 3.2SN OR BX | B.24 |
| 1759160000 | LP 5.08/15/90 3.2SN OR BX | B.24 |
| 1759170000 | LP 5.08/17/90 3.2SN OR BX | B.24 |
| 1759180000 | LP 5.08/18/90 3.2SN OR BX | B.24 |
| 1759190000 | LP 5.08/20/90 3.2SN OR BX | B.24 |
| 1759200000 | LP 5.08/21/90 3.2SN OR BX | B.24 |
| 1759360000 | LP 5.08/06/135 3.2 OR | B.25 |
| 1759860000 | TOP4GS11/90 7.62 OR | B.50 |

# 1760000000

| Order No. | Type | Page |
|---|---|---|
| 1760480000 | LP 5.08/11/90 3.2SN OR BX | B.24 |
| 1760490000 | PM 5.08/02/90 3.5SN OR BX | B.55 |
| 1760500000 | PM 5.08/03/90 3.5SN OR BX | B.55 |
| 1760962001 | SL-SMT 3.50/02/180F 1.5SN BK BX | C.29 |
| 1760972001 | SL-SMT 3.50/03/180F 1.5SN BK BX | C.29 |
| 1760982001 | SL-SMT 3.50/04/180F 1.5SN BK BX | C.29 |
| 1760992001 | SL-SMT 3.50/05/180F 1.5SN BK BX | C.29 |
| 1761002001 | SL-SMT 3.50/06/180F 1.5SN BK BX | C.29 |
| 1761022001 | SL-SMT 3.50/08/180F 1.5SN BK BX | C.29 |
| 1761042001 | SL-SMT 3.50/10/180F 1.5SN BK BX | C.29 |
| 1761082001 | SL-SMT 3.50/14/180F 1.5SN BK BX | C.29 |





«ЭЛЕКТРО-ПРОФИ» - http://www.ep.ru

| Order No. | Type | Page |
|---|---|---|
| 1761122001 | SL-SMT 3.50/18/180F 1.5SN BK BX | C.29 |
| 1761142001 | SL-SMT 3.50/20/180F 1.5SN BK BX | C.29 |
| 1761330000 | LP 5.00/02/180 3.2SN OR BX | B.23 |
| 1761340000 | LP 5.00/03/180 3.2SN OR BX | B.23 |
| 1761370000 | LP 7.50/02/180 3.2SN OR BX | B.33 |
| 1761380000 | LP 7.50/03/180 3.2SN OR BX | B.33 |
| 1761542001 | SL-SMT 3.50/02/90G 1.5SN BK BX | C.26 |
| 1761544002 | SL-SMT 3.50/02/90G 1.5SN BK RL | C.27 |
| 1761552001 | SL-SMT 3.50/03/90G 1.5SN BK BX | C.26 |
| 1761554002 | SL-SMT 3.50/03/90G 1.5SN BK RL | C.27 |
| 1761562001 | SL-SMT 3.50/04/90G 1.5SN BK BX | C.26 |
| 1761564002 | SL-SMT 3.50/04/90G 1.5SN BK RL | C.27 |
| 1761572001 | SL-SMT 3.50/05/90G 1.5SN BK BX | C.26 |
| 1761574002 | SL-SMT 3.50/05/90G 1.5SN BK RL | C.27 |
| 1761582001 | SL-SMT 3.50/06/90G 1.5SN BK BX | C.26 |
| 1761584001 | SL-SMT 3.50/06/90G 1.5SN BK RL | C.27 |
| 1761592001 | SL-SMT 3.50/07/90G 1.5SN BK BX | C.26 |
| 1761594001 | SL-SMT 3.50/07/90G 1.5SN BK RL | C.27 |
| 1761602001 | SL-SMT 3.50/08/90G 1.5SN BK BX | C.26 |
| 1761604001 | SL-SMT 3.50/08/90G 1.5SN BK RL | C.27 |
| 1761612001 | SL-SMT 3.50/09/90G 1.5SN BK BX | C.26 |
| 1761614001 | SL-SMT 3.50/09/90G 1.5SN BK RL | C.27 |
| 1761622001 | SL-SMT 3.50/10/90G 1.5SN BK BX | C.26 |
| 1761624001 | SL-SMT 3.50/10/90G 1.5SN BK RL | C.27 |
| 1761632001 | SL-SMT 3.50/11/90G 1.5SN BK BX | C.26 |
| 1761634001 | SL-SMT 3.50/11/90G 1.5SN BK RL | C.27 |
| 1761642001 | SL-SMT 3.50/12/90G 1.5SN BK BX | C.26 |
| 1761652001 | SL-SMT 3.50/13/90G 1.5SN BK BX | C.26 |
| 1761662001 | SL-SMT 3.50/14/90G 1.5SN BK BX | C.26 |
| 1761672001 | SL-SMT 3.50/15/90G 1.5SN BK BX | C.26 |
| 1761682001 | SL-SMT 3.50/16/90G 1.5SN BK BX | C.26 |
| 1761692001 | SL-SMT 3.50/17/90G 1.5SN BK BX | C.26 |
| 1761702001 | SL-SMT 3.50/18/90G 1.5SN BK BX | C.26 |
| 1761712001 | SL-SMT 3.50/19/90G 1.5SN BK BX | C.26 |
| 1761722001 | SL-SMT 3.50/20/90G 1.5SN BK BX | C.26 |
| 1761732001 | SL-SMT 3.50/21/90G 1.5SN BK BX | C.26 |
| 1761742001 | SL-SMT 3.50/22/90G 1.5SN BK BX | C.26 |
| 1761752001 | SL-SMT 3.50/23/90G 1.5SN BK BX | C.26 |
| 1761762001 | SL-SMT 3.50/24/90G 1.5SN BK BX | C.26 |
| 1764810000 | LM2NZF 5.08/04/135 3.5SN OR BX | B.98 |
| 1764820000 | LM2NZF 5.08/06/135 3.5SN OR BX | B.98 |
| 1764830000 | LM2NZF 5.08/08/135 3.5SN OR BX | B.98 |
| 1764840000 | LM2NZF 5.08/10/135 3.5SN OR BX | B.98 |
| 1764850000 | LM2NZF 5.08/12/135 3.5SN OR BX | B.98 |
| 1764860000 | LM2NZF 5.08/14/135 3.5SN OR BX | B.98 |
| 1764870000 | LM2NZF 5.08/16/135 3.5SN OR BX | B.98 |
| 1764880000 | LM2NZF 5.08/18/135 3.5SN OR BX | B.98 |
| 1764890000 | LM2NZF 5.08/22/135 3.5SN OR BX | B.98 |
| 1764900000 | LM2NZF 5.08/24/135 3.5SN OR BX | B.98 |
| 1764910000 | LM3RZF 5.08/06/135 3.5SN OR BX | B.99 |
| 1764920000 | LM3RZF 5.08/09/135 3.5SN OR BX | B.99 |
| 1764930000 | LM3RZF 5.08/12/135 3.5SN OR BX | B.99 |
| 1764940000 | LM3RZF 5.08/15/135 3.5SN OR BX | B.99 |
| 1764950000 | LM3RZF 5.08/18/135 3.5SN OR BX | B.99 |
| 1764960000 | LM3RZF 5.08/24/135 3.5SN OR BX | B.99 |
| 1764970000 | LM3RZF 5.08/27/135 3.5SN OR BX | B.99 |
| 1764980000 | LM3RZF 5.08/33/135 3.5SN OR BX | B.99 |
| 1764990000 | LM3RZF 5.08/36/135 3.5SN OR BX | B.99 |
| 1766300000 | LM1N 5.08/02/90 3.5SN OR BX | B.18 |
| 1766310000 | LM1N 5.08/03/90 3.5SN OR BX | B.18 |
| 1766360000 | LM1H 5.08/02/90 3.5SN OR BX | B.19 |
| 1766370000 | LM1H 5.08/03/90 3.5SN OR BX | B.19 |
| 1768850000 | LM2N 5.08/04/90 3.5SN OR BX | B.20 |
| 1768860000 | LM2N 5.08/06/90 3.5SN OR BX | B.20 |
| 1768870000 | LM2N 5.08/08/90 3.5SN OR BX | B.20 |
| 1768880000 | LM2N 5.08/10/90 3.5SN OR BX | B.20 |
| 1768890000 | LM2N 5.08/12/90 3.5SN OR BX | B.20 |
| 1768900000 | LM2N 5.08/14/90 3.5SN OR BX | B.20 |
| 1768910000 | LM2N 5.08/16/90 3.5SN OR BX | B.20 |
| 1768920000 | LM2N 5.08/18/90 3.5SN OR BX | B.20 |
| 1768930000 | LM2N 5.08/20/90 3.5SN OR BX | B.20 |
| 1768940000 | LM2N 5.08/22/90 3.5SN OR BX | B.20 |
| 1768950000 | LM2N 5.08/24/90 3.5SN OR BX | B.20 |
| 1768960000 | LM2N 5.08/26/90 3.5SN OR BX | B.20 |
| 1768970000 | LM2N 5.08/28/90 3.5SN OR BX | B.20 |
| 1768980000 | LM2N 5.08/30/90 3.5SN OR BX | B.20 |
| 1768990000 | LM2N 5.08/32/90 3.5SN OR BX | B.20 |
| 1769000000 | LM2N 5.08/34/90 3.5SN OR BX | B.20 |
| 1769010000 | LM2N 5.08/36/90 3.5SN OR BX | B.20 |
| 1769020000 | LM2N 5.08/38/90 3.5SN OR BX | B.20 |
| 1769030000 | LM2N 5.08/40/90 3.5SN OR BX | B.20 |
| 1769040000 | LM2N 5.08/42/90 3.5SN OR BX | B.20 |
| 1769050000 | LM2N 5.08/44/90 3.5SN OR BX | B.20 |
| 1769060000 | LM2N 5.08/46/90 3.5SN OR BX | B.20 |
| 1769070000 | LM2N 5.08/48/90 3.5SN OR BX | B.20 |
| 1769240000 | LM2H 5.08/04/90 3.5SN OR BX | B.21 |
| 1769250000 | LM2H 5.08/06/90 3.5SN OR BX | B.21 |
| 1769260000 | LM2H 5.08/08/90 3.5SN OR BX | B.21 |
| 1769270000 | LM2H 5.08/10/90 3.5SN OR BX | B.21 |
| 1769280000 | LM2H 5.08/12/90 3.5SN OR BX | B.21 |
| 1769290000 | LM2H 5.08/14/90 3.5SN OR BX | B.21 |
| 1769300000 | LM2H 5.08/16/90 3.5SN OR BX | B.21 |
| 1769310000 | LM2H 5.08/18/90 3.5SN OR BX | B.21 |
| 1769320000 | LM2H 5.08/20/90 3.5SN OR BX | B.21 |
| 1769330000 | LM2H 5.08/22/90 3.5SN OR BX | B.21 |
| 1769340000 | LM2H 5.08/24/90 3.5SN OR BX | B.21 |
| 1769350000 | LM2H 5.08/26/90 3.5SN OR BX | B.21 |
| 1769360000 | LM2H 5.08/28/90 3.5SN OR BX | B.21 |
| 1769370000 | LM2H 5.08/30/90 3.5SN OR BX | B.21 |
| 1769380000 | LM2H 5.08/32/90 3.5SN OR BX | B.21 |
| 1769390000 | LM2H 5.08/34/90 3.5SN OR BX | B.21 |
| 1769400000 | LM2H 5.08/36/90 3.5SN OR BX | B.21 |
| 1769410000 | LM2H 5.08/38/90 3.5SN OR BX | B.21 |
| 1769420000 | LM2H 5.08/40/90 3.5SN OR BX | B.21 |
| 1769430000 | LM2H 5.08/42/90 3.5SN OR BX | B.21 |
| 1769440000 | LM2H 5.08/44/90 3.5SN OR BX | B.21 |
| 1769450000 | LM2H 5.08/46/90 3.5SN OR BX | B.21 |
| 1769460000 | LM2H 5.08/48/90 3.5SN OR BX | B.21 |
| 1769620000 | LM3R 5.08/06/90 3.5SN OR BX | B.21 |
| 1769630000 | LM3R 5.08/09/90 3.5SN OR BX | B.21 |
| 1769640000 | LM3R 5.08/12/90 3.5SN OR BX | B.21 |
| 1769650000 | LM3R 5.08/15/90 3.5SN OR BX | B.21 |
| 1769660000 | LM3R 5.08/18/90 3.5SN OR BX | B.21 |
| 1769670000 | LM3R 5.08/21/90 3.5SN OR BX | B.21 |
| 1769680000 | LM3R 5.08/24/90 3.5SN OR BX | B.21 |
| 1769690000 | LM3R 5.08/27/90 3.5SN OR BX | B.21 |
| 1769700000 | LM3R 5.08/30/90 3.5SN OR BX | B.21 |
| 1769710000 | LM3R 5.08/33/90 3.5SN OR BX | B.21 |
| 1769720000 | LM3R 5.08/36/90 3.5SN OR BX | B.21 |
| 1769730000 | LM3R 5.08/39/90 3.5SN OR BX | B.21 |
| 1769740000 | LM3R 5.08/42/90 3.5SN OR BX | B.21 |
| 1769750000 | LM3R 5.08/45/90 3.5SN OR BX | B.21 |
| 1769760000 | LM3R 5.08/48/90 3.5SN OR BX | B.21 |
| 1769770000 | LM3R 5.08/51/90 3.5SN OR BX | B.21 |
| 1769780000 | LM3R 5.08/54/90 3.5SN OR BX | B.21 |
| 1769790000 | LM3R 5.08/57/90 3.5SN OR BX | B.21 |
| 1769800000 | LM3R 5.08/60/90 3.5SN OR BX | B.21 |
| 1769810000 | LM3R 5.08/63/90 3.5SN OR BX | B.21 |
| 1769820000 | LM3R 5.08/66/90 3.5SN OR BX | B.21 |
| 1769830000 | LM3R 5.08/69/90 3.5SN OR BX | B.21 |
| 1769840000 | LM3R 5.08/72/90 3.5SN OR BX | B.21 |

# 1770000000

| Order No. | Type | Page |
|---|---|---|
| 1770240000 | SL AT SW | D.11 |
| 1770310000 | BLIDCB 3.5 ASB | D.19 |
| 1770670000 | BLIDCB 3.50/02/- SN BK BX | C.50 |
| 1770680000 | BLIDCB 3.50/03/- SN BK BX | C.50 |
| 1770690000 | BLIDCB 3.50/04/- SN BK BX | C.50 |
| 1770700000 | BLIDCB 3.50/05/- SN BK BX | C.50 |
| 1770710000 | BLIDCB 3.50/06/- SN BK BX | C.50 |
| 1770720000 | BLIDCB 3.50/07/- SN BK BX | C.50 |
| 1770730000 | BLIDCB 3.50/08/- SN BK BX | C.50 |
| 1770740000 | BLIDCB 3.50/02/-F SN BK BX | C.51 |
| 1770750000 | BLIDCB 3.50/03/-F SN BK BX | C.51 |
| 1770760000 | BLIDCB 3.50/04/-F SN BK BX | C.51 |
| 1770770000 | BLIDCB 3.50/05/-F SN BK BX | C.51 |
| 1770780000 | BLIDCB 3.50/06/-F SN BK BX | C.51 |
| 1770790000 | BLIDCB 3.50/07/-F SN BK BX | C.51 |
| 1770800000 | BLIDCB 3.50/08/-F SN BK BX | C.51 |
| 1773400000 | RF 180 GR | I.54 |
| 1773400000 | RF 180 GR | I.55 |
| 1773400000 | RF 180 GR | I.56 |
| 1774460000 | SLA BB14 SW | D.7 |
| 1774762001 | SL-SMT 5.08/02/90 1.5SN BK BX | C.166 |
| 1774772001 | SL-SMT 5.08/03/90 1.5SN BK BX | C.166 |
| 1774782001 | SL-SMT 5.08/04/90 1.5SN BK BX | C.166 |
| 1774784001 | SL-SMT 5.08/04/90 1.5 SN BK RL | C.167 |
| 1774792001 | SL-SMT 5.08/05/90 1.5SN BK BX | C.166 |
| 1774794001 | SL-SMT 5.08/05/90 1.5 SN BK RL | C.167 |
| 1774802001 | SL-SMT 5.08/06/90 1.5SN BK BX | C.166 |
| 1774804001 | SL-SMT 5.08/06/90 1.5 SN BK RL | C.167 |
| 1774812001 | SL-SMT 5.08/07/90 1.5SN BK BX | C.166 |
| 1774814001 | SL-SMT 5.08/07/90 1.5 SN BK RL | C.167 |
| 1774822001 | SL-SMT 5.08/08/90 1.5SN BK BX | C.166 |
| 1774824001 | SL-SMT 5.08/08/90 1.5 SN BK RL | C.167 |
| 1774832001 | SL-SMT 5.08/09/90 1.5SN BK BX | C.166 |
| 1774842001 | SL-SMT 5.08/10/90 1.5SN BK BX | C.166 |
| 1774852001 | SL-SMT 5.08/11/90 1.5SN BK BX | C.166 |
| 1774862001 | SL-SMT 5.08/12/90 1.5SN BK BX | C.166 |
| 1774872001 | SL-SMT 5.08/13/90 1.5SN BK BX | C.166 |
| 1774882001 | SL-SMT 5.08/14/90 1.5SN BK BX | C.166 |
| 1774892001 | SL-SMT 5.08/15/90 1.5SN BK BX | C.166 |
| 1774902001 | SL-SMT 5.08/16/90 1.5SN BK BX | C.166 |
| 1774912001 | SL-SMT 5.08/17/90 1.5SN BK BX | C.166 |
| 1774922001 | SL-SMT 5.08/18/90 1.5SN BK BX | C.166 |
| 1774932001 | SL-SMT 5.08/19/90 1.5SN BK BX | C.166 |
| 1774942001 | SL-SMT 5.08/20/90 1.5SN BK BX | C.166 |
| 1774952001 | SL-SMT 5.08/21/90 1.5SN BK BX | C.166 |
| 1774962001 | SL-SMT 5.08/22/90 1.5SN BK BX | C.166 |
| 1774972001 | SL-SMT 5.08/23/90 1.5SN BK BX | C.166 |
| 1774982001 | SL-SMT 5.08/24/90 1.5SN BK BX | C.166 |
| 1775002001 | SL-SMT 5.08/02/90G 1.5SN BK BX | C.167 |
| 1775012001 | SL-SMT 5.08/03/90G 1.5SN BK BX | C.167 |
| 1775014001 | SL-SMT 5.08/03/90G 1.5 SN BK RL | C.167 |
| 1775022001 | SL-SMT 5.08/04/90G 1.5SN BK BX | C.167 |
| 1775024001 | SL-SMT 5.08/04/90G 1.5 SN BK RL | C.167 |
| 1775032001 | SL-SMT 5.08/05/90G 1.5SN BK BX | C.167 |
| 1775034001 | SL-SMT 5.08/05/90G 1.5 SN BK RL | C.167 |
| 1775042001 | SL-SMT 5.08/06/90G 1.5SN BK BX | C.167 |
| 1775044001 | SL-SMT 5.08/06/90G 1.5 SN BK RL | C.167 |
| 1775052001 | SL-SMT 5.08/07/90G 1.5SN BK BX | C.167 |
| 1775054001 | SL-SMT 5.08/07/90G 1.5 SN BK RL | C.167 |
| 1775062001 | SL-SMT 5.08/08/90G 1.5SN BK BX | C.167 |
| 1775072001 | SL-SMT 5.08/09/90G 1.5SN BK BX | C.167 |
| 1775082001 | SL-SMT 5.08/10/90G 1.5SN BK BX | C.167 |
| 1775092001 | SL-SMT 5.08/11/90G 1.5SN BK BX | C.167 |
| 1775102001 | SL-SMT 5.08/12/90G 1.5SN BK BX | C.167 |
| 1775112001 | SL-SMT 5.08/13/90G 1.5SN BK BX | C.167 |
| 1775122001 | SL-SMT 5.08/14/90G 1.5SN BK BX | C.167 |
| 1775132001 | SL-SMT 5.08/15/90G 1.5SN BK BX | C.167 |
| 1775142001 | SL-SMT 5.08/16/90G 1.5SN BK BX | C.167 |
| 1775152001 | SL-SMT 5.08/17/90G 1.5SN BK BX | C.167 |
| 1775162001 | SL-SMT 5.08/18/90G 1.5SN BK BX | C.167 |
| 1775172001 | SL-SMT 5.08/19/90G 1.5SN BK BX | C.167 |
| 1775182001 | SL-SMT 5.08/20/90G 1.5SN BK BX | C.167 |
| 1775192001 | SL-SMT 5.08/21/90G 1.5SN BK BX | C.167 |
| 1775202001 | SL-SMT 5.08/22/90G 1.5SN BK BX | C.167 |
| 1775212001 | SL-SMT 5.08/23/90G 1.5SN BK BX | C.167 |
| 1775222001 | SL-SMT 5.08/24/90G 1.5SN BK BX | C.167 |
| 1775232001 | SL-SMT 5.08/02/90LF 1.5SN BK BX | C.170 |
| 1775234001 | SL-SMT 5.08/02/90LF 1.5 SN BK RL | C.171 |
| 1775242001 | SL-SMT 5.08/03/90LF 1.5SN BK BX | C.170 |
| 1775244001 | SL-SMT 5.08/03/90LF 1.5 SN BK RL | C.171 |
| 1775252001 | SL-SMT 5.08/04/90LF 1.5SN BK BX | C.170 |
| 1775254001 | SL-SMT 5.08/04/90LF 1.5 SN BK RL | C.171 |
| 1775262001 | SL-SMT 5.08/05/90LF 1.5SN BK BX | C.170 |
| 1775264001 | SL-SMT 5.08/05/90LF 1.5 SN BK RL | C.171 |
| 1775272001 | SL-SMT 5.08/06/90LF 1.5SN BK BX | C.170 |
| 1775274001 | SL-SMT 5.08/06/90LF 1.5 SN BK RL | C.171 |
| 1775282001 | SL-SMT 5.08/07/90LF 1.5SN BK BX | C.170 |
| 1775292001 | SL-SMT 5.08/08/90LF 1.5SN BK BX | C.170 |
| 1775302001 | SL-SMT 5.08/09/90LF 1.5SN BK BX | C.170 |
| 1775312001 | SL-SMT 5.08/10/90LF 1.5SN BK BX | C.170 |
| 1775322001 | SL-SMT 5.08/11/90LF 1.5SN BK BX | C.170 |
| 1775332001 | SL-SMT 5.08/12/90LF 1.5SN BK BX | C.170 |
| 1775342001 | SL-SMT 5.08/13/90LF 1.5SN BK BX | C.170 |
| 1775352001 | SL-SMT 5.08/14/90LF 1.5SN BK BX | C.170 |
| 1775362001 | SL-SMT 5.08/15/90LF 1.5SN BK BX | C.170 |
| 1775372001 | SL-SMT 5.08/16/90LF 1.5SN BK BX | C.170 |
| 1775382001 | SL-SMT 5.08/17/90LF 1.5SN BK BX | C.170 |
| 1775392001 | SL-SMT 5.08/18/90LF 1.5SN BK BX | C.170 |
| 1775402001 | SL-SMT 5.08/19/90LF 1.5SN BK BX | C.170 |
| 1775412001 | SL-SMT 5.08/20/90LF 1.5SN BK BX | C.170 |
| 1775422001 | SL-SMT 5.08/21/90LF 1.5SN BK BX | C.170 |
| 1775432001 | SL-SMT 5.08/22/90LF 1.5SN BK BX | C.170 |
| 1775442001 | SL-SMT 5.08/23/90LF 1.5SN BK BX | C.170 |
| 1775452001 | SL-SMT 5.08/24/90LF 1.5SN BK BX | C.170 |
| 1775522001 | SL-SMT 5.08/02/180 1.5SN BK BX | C.172 |
| 1775572001 | SL-SMT 5.08/03/180 1.5SN BK BX | C.172 |
| 1775592001 | SL-SMT 5.08/04/180 1.5SN BK BX | C.172 |
| 1775594001 | SL-SMT 5.08/04/180 1.5 SN BK RL | C.173 |
| 1775632001 | SL-SMT 5.08/05/180 1.5SN BK BX | C.172 |
| 1775634001 | SL-SMT 5.08/05/180 1.5 SN BK RL | C.173 |
| 1775642001 | SL-SMT 5.08/06/180 1.5SN BK BX | C.172 |
| 1775644001 | SL-SMT 5.08/06/180 1.5 SN BK RL | C.173 |
| 1775652001 | SL-SMT 5.08/07/180 1.5SN BK BX | C.172 |
| 1775654001 | SL-SMT 5.08/07/180 1.5 SN BK RL | C.173 |
| 1775662001 | SL-SMT 5.08/08/180 1.5SN BK BX | C.172 |
| 1775664001 | SL-SMT 5.08/08/180 1.5 SN BK RL | C.173 |
| 1775672001 | SL-SMT 5.08/09/180 1.5SN BK BX | C.172 |
| 1775682001 | SL-SMT 5.08/10/180 1.5SN BK BX | C.172 |
| 1775692001 | SL-SMT 5.08/11/180 1.5SN BK BX | C.172 |
| 1775702001 | SL-SMT 5.08/12/180 1.5SN BK BX | C.172 |
| 1775712001 | SL-SMT 5.08/13/180 1.5SN BK BX | C.172 |
| 1775722001 | SL-SMT 5.08/14/180 1.5SN BK BX | C.172 |
| 1775732001 | SL-SMT 5.08/15/180 1.5SN BK BX | C.172 |
| 1775742001 | SL-SMT 5.08/16/180 1.5SN BK BX | C.172 |
| 1775752001 | SL-SMT 5.08/17/180 1.5SN BK BX | C.172 |
| 1775762001 | SL-SMT 5.08/18/180 1.5SN BK BX | C.172 |
| 1775772001 | SL-SMT 5.08/19/180 1.5SN BK BX | C.172 |
| 1775782001 | SL-SMT 5.08/20/180 1.5SN BK BX | C.172 |
| 1775792001 | SL-SMT 5.08/21/180 1.5SN BK BX | C.172 |
| 1775802001 | SL-SMT 5.08/22/180 1.5SN BK BX | C.172 |
| 1775812001 | SL-SMT 5.08/23/180 1.5SN BK BX | C.172 |
| 1775822001 | SL-SMT 5.08/24/180 1.5SN BK BX | C.172 |
| 1775922001 | SL-SMT 5.08/02/180G 1.5SN BK BX | C.173 |
| 1775932001 | SL-SMT 5.08/03/180G 1.5SN BK BX | C.173 |
| 1775934001 | SL-SMT 5.08/03/180G 1.5 SN BK RL | C.173 |
| 1775942001 | SL-SMT 5.08/04/180G 1.5SN BK BX | C.173 |
| 1775944001 | SL-SMT 5.08/04/180G 1.5 SN BK RL | C.173 |
| 1775952001 | SL-SMT 5.08/05/180G 1.5SN BK BX | C.173 |
| 1775954001 | SL-SMT 5.08/05/180G 1.5 SN BK RL | C.173 |
| 1775962001 | SL-SMT 5.08/06/180G 1.5SN BK BX | C.173 |
| 1775964001 | SL-SMT 5.08/06/180G 1.5 SN BK RL | C.173 |
| 1775972001 | SL-SMT 5.08/07/180G 1.5SN BK BX | C.173 |
| 1775974001 | SL-SMT 5.08/07/180G 1.5 SN BK RL | C.173 |
| 1775982001 | SL-SMT 5.08/08/180G 1.5SN BK BX | C.173 |
| 1775992001 | SL-SMT 5.08/09/180G 1.5SN BK BX | C.173 |
| 1776002001 | SL-SMT 5.08/10/180G 1.5SN BK BX | C.173 |
| 1776012001 | SL-SMT 5.08/11/180G 1.5SN BK BX | C.173 |
| 1776022001 | SL-SMT 5.08/12/180G 1.5SN BK BX | C.173 |
| 1776242001 | SL-SMT 5.08/13/180G 1.5SN BK BX | C.173 |
| 1776252001 | SL-SMT 5.08/14/180G 1.5SN BK BX | C.173 |
| 1776262001 | SL-SMT 5.08/15/180G 1.5SN BK BX | C.173 |
| 1776272001 | SL-SMT 5.08/16/180G 1.5SN BK BX | C.173 |
| 1776282001 | SL-SMT 5.08/17/180G 1.5SN BK BX | C.173 |
| 1776292001 | SL-SMT 5.08/18/180G 1.5SN BK BX | C.173 |
| 1776302001 | SL-SMT 5.08/19/180G 1.5SN BK BX | C.173 |
| 1776312001 | SL-SMT 5.08/20/180G 1.5SN BK BX | C.173 |
| 1776322001 | SL-SMT 5.08/21/180G 1.5SN BK BX | C.173 |
| 1776332001 | SL-SMT 5.08/22/180G 1.5SN BK BX | C.173 |
| 1776342001 | SL-SMT 5.08/23/180G 1.5SN BK BX | C.173 |
| 1776352001 | SL-SMT 5.08/24/180G 1.5SN BK BX | C.173 |
| 1776362001 | SL-SMT 5.08/02/180LF 1.5SN BK BX | C.176 |
| 1776364001 | SL-SMT 5.08/02/180LF 1.5 SN BK RL | C.177 |
| 1776372001 | SL-SMT 5.08/03/180LF 1.5SN BK BX | C.176 |
| 1776374001 | SL-SMT 5.08/03/180LF 1.5 SN BK RL | C.177 |
| 1776382001 | SL-SMT 5.08/04/180LF 1.5SN BK BX | C.176 |
| 1776384001 | SL-SMT 5.08/04/180LF 1.5 SN BK RL | C.177 |



«ЭЛЕКТРО-ПРОФИ» - http://www.ep.ru

| Order No. | Type | Page |
|---|---|---|
| 1776392001 | SL-SMT 5.08/05/180LF 1.5SN BK BX | C.176 |
| 1776394001 | SL-SMT 5.08/05/180LF 1.5 SN BK RL | C.177 |
| 1776402001 | SL-SMT 5.08/06/180LF 1.5SN BK BX | C.176 |
| 1776404001 | SL-SMT 5.08/06/180LF 1.5 SN BK RL | C.177 |
| 1776412001 | SL-SMT 5.08/07/180LF 1.5SN BK BX | C.176 |
| 1776422001 | SL-SMT 5.08/08/180LF 1.5SN BK BX | C.176 |
| 1776432001 | SL-SMT 5.08/09/180LF 1.5SN BK BX | C.176 |
| 1776442001 | SL-SMT 5.08/10/180LF 1.5SN BK BX | C.176 |
| 1776452001 | SL-SMT 5.08/11/180LF 1.5SN BK BX | C.176 |
| 1776462001 | SL-SMT 5.08/12/180LF 1.5SN BK BX | C.176 |
| 1776472001 | SL-SMT 5.08/13/180LF 1.5SN BK BX | C.176 |
| 1776482001 | SL-SMT 5.08/14/180LF 1.5SN BK BX | C.176 |
| 1776492001 | SL-SMT 5.08/15/180LF 1.5SN BK BX | C.176 |
| 1776502001 | SL-SMT 5.08/16/180LF 1.5SN BK BX | C.176 |
| 1776512001 | SL-SMT 5.08/17/180LF 1.5SN BK BX | C.176 |
| 1776522001 | SL-SMT 5.08/18/180LF 1.5SN BK BX | C.176 |
| 1776532001 | SL-SMT 5.08/19/180LF 1.5SN BK BX | C.176 |
| 1776542001 | SL-SMT 5.08/20/180LF 1.5SN BK BX | C.176 |
| 1776552001 | SL-SMT 5.08/21/180LF 1.5SN BK BX | C.176 |
| 1776572001 | SL-SMT 5.08/22/180LF 1.5SN BK BX | C.176 |
| 1776582001 | SL-SMT 5.08/23/180LF 1.5SN BK BX | C.176 |
| 1776592001 | SL-SMT 5.08/24/180LF 1.5SN BK BX | C.176 |
| 1779880000 | BL-I/O 3.50/10F SN BK BX | C.52 |
| 1779920000 | BL-I/O 3.50/30F SN BK BX | C.53 |
| 1779950000 | SL-SMT 5.08/02/90 3.2SN BK BX | C.166 |
| 1779960000 | SL-SMT 5.08/03/90 3.2SN BK BX | C.166 |
| 1779970000 | SL-SMT 5.08/04/90 3.2SN BK BX | C.166 |
| 1779980000 | SL-SMT 5.08/05/90 3.2SN BK BX | C.166 |
| 1779990000 | SL-SMT 5.08/06/90 3.2SN BK BX | C.166 |

# 1780000000

| | | |
|---|---|---|
| 1780000000 | SL-SMT 5.08/07/90 3.2SN BK BX | C.166 |
| 1780010000 | SL-SMT 5.08/08/90 3.2SN BK BX | C.166 |
| 1780020000 | SL-SMT 5.08/09/90 3.2SN BK BX | C.166 |
| 1780030000 | SL-SMT 5.08/10/90 3.2SN BK BX | C.166 |
| 1780040000 | SL-SMT 5.08/11/90 3.2SN BK BX | C.166 |
| 1780050000 | SL-SMT 5.08/12/90 3.2SN BK BX | C.166 |
| 1780060000 | SL-SMT 5.08/13/90 3.2SN BK BX | C.166 |
| 1780070000 | SL-SMT 5.08/14/90 3.2SN BK BX | C.166 |
| 1780080000 | SL-SMT 5.08/15/90 3.2SN BK BX | C.166 |
| 1780090000 | SL-SMT 5.08/16/90 3.2SN BK BX | C.166 |
| 1780100000 | SL-SMT 5.08/17/90 3.2SN BK BX | C.166 |
| 1780110000 | SL-SMT 5.08/18/90 3.2SN BK BX | C.166 |
| 1780120000 | SL-SMT 5.08/19/90 3.2SN BK BX | C.166 |
| 1780130000 | SL-SMT 5.08/20/90 3.2SN BK BX | C.166 |
| 1780140000 | SL-SMT 5.08/21/90 3.2SN BK BX | C.166 |
| 1780150000 | SL-SMT 5.08/22/90 3.2SN BK BX | C.166 |
| 1780160000 | SL-SMT 5.08/23/90 3.2SN BK BX | C.166 |
| 1780170000 | SL-SMT 5.08/24/90 3.2SN BK BX | C.166 |
| 1780180000 | SL-SMT 5.08/02/90G 3.2SN BK BX | C.167 |
| 1780190000 | SL-SMT 5.08/03/90G 3.2SN BK BX | C.167 |
| 1780200000 | SL-SMT 5.08/04/90G 3.2SN BK BX | C.167 |
| 1780210000 | SL-SMT 5.08/05/90G 3.2SN BK BX | C.167 |
| 1780220000 | SL-SMT 5.08/06/90G 3.2SN BK BX | C.167 |
| 1780230000 | SL-SMT 5.08/07/90G 3.2SN BK BX | C.167 |
| 1780240000 | SL-SMT 5.08/08/90G 3.2SN BK BX | C.167 |
| 1780250000 | SL-SMT 5.08/09/90G 3.2SN BK BX | C.167 |
| 1780260000 | SL-SMT 5.08/10/90G 3.2SN BK BX | C.167 |
| 1780270000 | SL-SMT 5.08/11/90G 3.2SN BK BX | C.167 |
| 1780280000 | SL-SMT 5.08/12/90G 3.2SN BK BX | C.167 |
| 1780290000 | SL-SMT 5.08/13/90G 3.2SN BK BX | C.167 |
| 1780300000 | SL-SMT 5.08/14/90G 3.2SN BK BX | C.167 |
| 1780310000 | SL-SMT 5.08/15/90G 3.2SN BK BX | C.167 |
| 1780320000 | SL-SMT 5.08/16/90G 3.2SN BK BX | C.167 |
| 1780330000 | SL-SMT 5.08/17/90G 3.2SN BK BX | C.167 |
| 1780340000 | SL-SMT 5.08/18/90G 3.2SN BK BX | C.167 |
| 1780350000 | SL-SMT 5.08/19/90G 3.2SN BK BX | C.167 |
| 1780360000 | SL-SMT 5.08/20/90G 3.2SN BK BX | C.167 |
| 1780370000 | SL-SMT 5.08/21/90G 3.2SN BK BX | C.167 |
| 1780380000 | SL-SMT 5.08/22/90G 3.2SN BK BX | C.167 |
| 1780390000 | SL-SMT 5.08/23/90G 3.2SN BK BX | C.167 |
| 1780400000 | SL-SMT 5.08/24/90G 3.2SN BK BX | C.167 |
| 1780410000 | SL-SMT 5.08/02/90LF 3.2SN BK BX | C.170 |
| 1780420000 | SL-SMT 5.08/03/90LF 3.2SN BK BX | C.170 |
| 1780430000 | SL-SMT 5.08/04/90LF 3.2SN BK BX | C.170 |
| 1780440000 | SL-SMT 5.08/05/90LF 3.2SN BK BX | C.170 |
| 1780450000 | SL-SMT 5.08/06/90LF 3.2SN BK BX | C.170 |
| 1780460000 | SL-SMT 5.08/07/90LF 3.2SN BK BX | C.170 |
| 1780470000 | SL-SMT 5.08/08/90LF 3.2SN BK BX | C.170 |
| 1780480000 | SL-SMT 5.08/09/90LF 3.2SN BK BX | C.170 |
| 1780490000 | SL-SMT 5.08/10/90LF 3.2SN BK BX | C.170 |
| 1780500000 | SL-SMT 5.08/11/90LF 3.2SN BK BX | C.170 |
| 1780510000 | SL-SMT 5.08/12/90LF 3.2SN BK BX | C.170 |
| 1780540000 | SL-SMT 5.08/13/90LF 3.2SN BK BX | C.170 |
| 1780570000 | SL-SMT 5.08/16/90LF 3.2SN BK BX | C.170 |
| 1780580000 | SL-SMT 5.08/17/90LF 3.2SN BK BX | C.170 |
| 1780590000 | SL-SMT 5.08/18/90LF 3.2SN BK BX | C.170 |
| 1780600000 | SL-SMT 5.08/19/90LF 3.2SN BK BX | C.170 |
| 1780610000 | SL-SMT 5.08/20/90LF 3.2SN BK BX | C.170 |
| 1780620000 | SL-SMT 5.08/21/90LF 3.2SN BK BX | C.170 |
| 1780630000 | SL-SMT 5.08/22/90LF 3.2SN BK BX | C.170 |
| 1780640000 | SL-SMT 5.08/23/90LF 3.2SN BK BX | C.170 |
| 1780650000 | SL-SMT 5.08/24/90LF 3.2SN BK BX | C.170 |
| 1781560000 | B2L 3.5-AH 6 SW | D.4 |
| 1781570000 | B2L 3.5-AH 8 SW | D.4 |
| 1781580000 | B2L 3.5-AH 10 SW | D.4 |
| 1781590000 | B2L 3.5-AH 12 SW | D.4 |
| 1781600000 | B2L 3.5-AH 14 SW | D.4 |
| 1781610000 | B2L 3.5-AH 16 SW | D.4 |
| 1781620000 | B2L 3.5-AH 18 SW | D.4 |
| 1781630000 | B2L 3.5-AH 20 SW | D.4 |
| 1781640000 | B2L 3.5-AH 22 SW | D.4 |
| 1781650000 | B2L 3.5-AH 24 SW | D.4 |
| 1781660000 | B2L 3.5-AH 26 SW | D.4 |
| 1781670000 | B2L 3.5-AH 28 SW | D.4 |
| 1781680000 | B2L 3.5-AH 30 SW | D.4 |
| 1781690000 | B2L 3.5-AH 32 SW | D.4 |
| 1781700000 | B2L 3.5-AH 34 SW | D.4 |
| 1781710000 | B2L 3.5-AH 36 SW | D.4 |
| 1782490000 | TOP1.5GS15/180 5 2ST OR | B.45 |
| 1782500000 | LM2NZF 5.08/26/135 3.5SN OR BX | B.98 |
| 1782510000 | LM2NZF 5.08/28/135 3.5SN OR BX | B.98 |
| 1782520000 | LM2NZF 5.08/30/135 3.5SN OR BX | B.98 |
| 1782530000 | LM2NZF 5.08/32/135 3.5SN OR BX | B.98 |
| 1782540000 | LM2NZF 5.08/34/135 3.5SN OR BX | B.98 |
| 1782550000 | LM2NZF 5.08/36/135 3.5SN OR BX | B.98 |
| 1786030000 | TOP4GS4/90 6.35 OR | B.48 |
| 1786040000 | TOP4GS5/90 6.35 OR | B.48 |
| 1786050000 | TOP4GS6/90 6.35 OR | B.48 |
| 1786060000 | TOP4GS7/90 6.35 OR | B.48 |
| 1786070000 | TOP4GS9/90 6.35 OR | B.48 |
| 1786080000 | TOP4GS10/90 6.35 OR | B.48 |
| 1786090000 | TOP4GS11/90 6.35 OR | B.48 |
| 1786100000 | TOP4GS12/90 6.35 OR | B.48 |
| 1786190000 | TOP4GS2/180 6.35 OR | B.49 |
| 1786200000 | TOP4GS3/180 6.35 OR | B.49 |
| 1786210000 | TOP4GS4/180 6.35 OR | B.49 |
| 1786220000 | TOP4GS5/180 6.35 OR | B.49 |
| 1786230000 | TOP4GS6/180 6.35 OR | B.49 |
| 1786240000 | TOP4GS7/180 6.35 OR | B.49 |
| 1786250000 | TOP4GS8/180 6.35 OR | B.49 |
| 1786260000 | TOP4GS9/180 6.35 OR | B.49 |
| 1786270000 | TOP4GS10/180 6.35 OR | B.49 |
| 1786280000 | TOP4GS11/180 6.35 OR | B.49 |
| 1786290000 | TOP4GS12/180 6.35 OR | B.49 |
| 1786410000 | TOP4GS6/90 7.62 OR | B.50 |
| 1786420000 | TOP4GS8/90 7.62 OR | B.50 |
| 1786430000 | TOP4GS9/90 7.62 OR | B.50 |
| 1786440000 | TOP4GS10/90 7.62 OR | B.50 |
| 1786450000 | TOP4GS12/90 7.62 OR | B.50 |
| 1786540000 | TOP4GS5/180 7.62 OR | B.51 |
| 1786550000 | TOP4GS7/180 7.62 OR | B.51 |
| 1786560000 | TOP4GS8/180 7.62 OR | B.51 |
| 1786570000 | TOP4GS10/180 7.62 OR | B.51 |
| 1786580000 | TOP4GS11/180 7.62 OR | B.51 |
| 1789090000 | BL-I/O 3.5010F PNP LED SN BK BX | C.54 |
| 1789110000 | BL-I/O 3.50/30F PNP LED SN BK BX | C.55 |

# 1790000000

| | | |
|---|---|---|
| 1791610000 | PM 5.00/02/90 3.5SN OR BX | B.54 |
| 1791620000 | PM 5.00/03/90 3.5SN OR BX | B.54 |
| 1791710000 | LP5.00/4/135 3.2 OR | B.23 |
| 1792770000 | BCZ 3.81/02/180 SN BK BX | C.106 |
| 1792780000 | BCZ 3.81/03/180 SN BK BX | C.106 |
| 1792790000 | BCZ 3.81/04/180 SN BK BX | C.106 |
| 1792800000 | BCZ 3.81/05/180 SN BK BX | C.106 |
| 1792810000 | BCZ 3.81/06/180 SN BK BX | C.106 |
| 1792820000 | BCZ 3.81/08/180 SN BK BX | C.106 |
| 1792830000 | BCZ 3.81/10/180 SN BK BX | C.106 |
| 1792840000 | BCZ 3.81/12/180 SN BK BX | C.106 |
| 1792850000 | BCZ 3.81/16/180 SN BK BX | C.106 |
| 1792950000 | BCZ 3.81/02/180F SN BK BX | C.107 |
| 1792960000 | BCZ 3.81/03/180F SN BK BX | C.107 |
| 1792970000 | BCZ 3.81/04/180F SN BK BX | C.107 |
| 1792980000 | BCZ 3.81/05/180F SN BK BX | C.107 |
| 1792990000 | BCZ 3.81/06/180F SN BK BX | C.107 |
| 1793000000 | BCZ 3.81/08/180F SN BK BX | C.107 |
| 1793010000 | BCZ 3.81/10/180F SN BK BX | C.107 |
| 1793020000 | BCZ 3.81/12/180F SN BK BX | C.107 |
| 1793030000 | BCZ 3.81/16/180F SN BK BX | C.107 |
| 1793130000 | SC 3.81/02/90G 3.2SN BK BX | C.84 |
| 1793140000 | SC 3.81/03/90G 3.2SN BK BX | C.84 |
| 1793150000 | SC 3.81/04/90G 3.2SN BK BX | C.84 |
| 1793160000 | SC 3.81/05/90G 3.2SN BK BX | C.84 |
| 1793170000 | SC 3.81/06/90G 3.2SN BK BX | C.84 |
| 1793180000 | SC 3.81/08/90G 3.2SN BK BX | C.84 |
| 1793190000 | SC 3.81/10/90G 3.2SN BK BX | C.84 |
| 1793200000 | SC 3.81/12/90G 3.2SN BK BX | C.84 |
| 1793210000 | SC 3.81/16/90G 3.2SN BK BX | C.84 |
| 1793330000 | SC 3.81/02/90F 3.2SN BK BX | C.85 |
| 1793340000 | SC 3.81/03/90F 3.2SN BK BX | C.85 |
| 1793350000 | SC 3.81/04/90F 3.2SN BK BX | C.85 |
| 1793360000 | SC 3.81/05/90F 3.2SN BK BX | C.85 |
| 1793370000 | SC 3.81/06/90F 3.2SN BK BX | C.85 |
| 1793380000 | SC 3.81/08/90F 3.2SN BK BX | C.85 |
| 1793390000 | SC 3.81/10/90F 3.2SN BK BX | C.85 |
| 1793400000 | SC 3.81/12/90F 3.2SN BK BX | C.85 |
| 1793410000 | SC 3.81/16/90F 3.2SN BK BX | C.85 |
| 1793520000 | SC 3.81/02/180G 3.2SN BK BX | C.86 |
| 1793530000 | SC 3.81/03/180G 3.2SN BK BX | C.86 |
| 1793540000 | SC 3.81/04/180G 3.2SN BK BX | C.86 |
| 1793550000 | SC 3.81/05/180G 3.2SN BK BX | C.86 |
| 1793560000 | SC 3.81/06/180G 3.2SN BK BX | C.86 |
| 1793570000 | SC 3.81/08/180G 3.2SN BK BX | C.86 |
| 1793580000 | SC 3.81/10/180G 3.2SN BK BX | C.86 |
| 1793590000 | SC 3.81/12/180G 3.2SN BK BX | C.86 |
| 1793600000 | SC 3.81/16/180G 3.2SN BK BX | C.86 |
| 1793700000 | SC 3.81/02/180F 3.2SN BK BX | C.87 |
| 1793710000 | SC 3.81/03/180F 3.2SN BK BX | C.87 |
| 1793720000 | SC 3.81/04/180F 3.2SN BK BX | C.87 |
| 1793730000 | SC 3.81/05/180F 3.2SN BK BX | C.87 |
| 1793740000 | SC 3.81/06/180F 3.2SN BK BX | C.87 |
| 1793750000 | SC 3.81/08/180F 3.2SN BK BX | C.87 |
| 1793760000 | SC 3.81/10/180F 3.2SN BK BX | C.87 |
| 1793770000 | SC 3.81/12/180F 3.2SN BK BX | C.87 |
| 1793780000 | SC 3.81/16/180F 3.2SN BK BX | C.87 |
| 1793950000 | ZQV 4N/2 RT | I.46 |
| 1793950000 | ZQV 4N/2 RT | I.46 |
| 1793950000 | ZQV 4N/2 RT | I.47 |
| 1793960000 | ZQV 4N/2 BL | I.46 |
| 1793960000 | ZQV 4N/2 BL | I.46 |
| 1793960000 | ZQV 4N/2 BL | I.47 |
| 1794210000 | S2L-SMT 3.50/06/90G 3.2 SN BK BX | C.6 |
| 1794220000 | S2L-SMT 3.50/08/90G 3.2 SN BK BX | C.6 |
| 1794230000 | S2L-SMT 3.50/10/90G 3.2 SN BK BX | C.6 |
| 1794240000 | S2L-SMT 3.50/12/90G 3.2 SN BK BX | C.6 |
| 1794250000 | S2L-SMT 3.50/14/90G 3.2 SN BK BX | C.6 |
| 1794260000 | S2L-SMT 3.50/16/90G 3.2 SN BK BX | C.6 |
| 1794270000 | S2L-SMT 3.50/18/90G 3.2 SN BK BX | C.6 |
| 1794280000 | S2L-SMT 3.50/20/90G 3.2 SN BK BX | C.6 |
| 1794290000 | S2L-SMT 3.50/22/90G 3.2 SN BK BX | C.6 |
| 1794300000 | S2L-SMT 3.50/24/90G 3.2 SN BK BX | C.6 |
| 1794310000 | S2L-SMT 3.50/26/90G 3.2 SN BK BX | C.6 |
| 1794320000 | S2L-SMT 3.50/28/90G 3.2 SN BK BX | C.6 |
| 1794330000 | S2L-SMT 3.50/30/90G 3.2 SN BK BX | C.6 |
| 1794340000 | S2L-SMT 3.50/32/90G 3.2 SN BK BX | C.6 |
| 1794350000 | S2L-SMT 3.50/34/90G 3.2 SN BK BX | C.6 |
| 1794360000 | S2L-SMT 3.50/36/90G 3.2 SN BK BX | C.6 |
| 1794530000 | S2L-SMT 3.50/06/180G 3.5SN BK BX | C.8 |
| 1794540000 | S2L-SMT 3.50/08/180G 3.5SN BK BX | C.8 |
| 1794550000 | S2L-SMT 3.50/10/180G 3.5SN BK BX | C.8 |
| 1794560000 | S2L-SMT 3.50/12/180G 3.5SN BK BX | C.8 |
| 1794570000 | S2L-SMT 3.50/14/180G 3.5SN BK BX | C.8 |
| 1794580000 | S2L-SMT 3.50/16/180G 3.5SN BK BX | C.8 |
| 1794590000 | S2L-SMT 3.50/18/180G 3.5SN BK BX | C.8 |
| 1794600000 | S2L-SMT 3.50/20/180G 3.5SN BK BX | C.8 |
| 1794610000 | S2L-SMT 3.50/22/180G 3.5SN BK BX | C.8 |
| 1794620000 | S2L-SMT 3.50/24/180G 3.5SN BK BX | C.8 |
| 1794630000 | S2L-SMT 3.50/26/180G 3.5SN BK BX | C.8 |
| 1794640000 | S2L-SMT 3.50/28/180G 3.5SN BK BX | C.8 |
| 1794650000 | S2L-SMT 3.50/30/180G 3.5SN BK BX | C.8 |
| 1794660000 | S2L-SMT 3.50/32/180G 3.5SN BK BX | C.8 |
| 1794670000 | S2L-SMT 3.50/34/180G 3.5SN BK BX | C.8 |
| 1794680000 | S2L-SMT 3.50/36/180G 3.5SN BK BX | C.8 |
| 1794860000 | S2L-SMT 3.50/06/90LF 3.2 SN BK BX | C.7 |
| 1794870000 | S2L-SMT 3.50/08/90LF 3.2 SN BK BX | C.7 |
| 1794880000 | S2L-SMT 3.50/10/90LF 3.2 SN BK BX | C.7 |
| 1794890000 | S2L-SMT 3.50/12/90LF 3.2 SN BK BX | C.7 |
| 1794900000 | S2L-SMT 3.50/14/90LF 3.2 SN BK BX | C.7 |
| 1794910000 | S2L-SMT 3.50/16/90LF 3.2 SN BK BX | C.7 |
| 1794920000 | S2L-SMT 3.50/18/90LF 3.2 SN BK BX | C.7 |
| 1794930000 | S2L-SMT 3.50/20/90LF 3.2 SN BK BX | C.7 |
| 1794940000 | S2L-SMT 3.50/22/90LF 3.2 SN BK BX | C.7 |
| 1794950000 | S2L-SMT 3.50/24/90LF 3.2 SN BK BX | C.7 |
| 1794960000 | S2L-SMT 3.50/26/90LF 3.2 SN BK BX | C.7 |
| 1794970000 | S2L-SMT 3.50/28/90LF 3.2 SN BK BX | C.7 |
| 1794980000 | S2L-SMT 3.50/30/90LF 3.2 SN BK BX | C.7 |
| 1794990000 | S2L-SMT 3.50/32/90LF 3.2 SN BK BX | C.7 |
| 1795000000 | S2L-SMT 3.50/34/90LF 3.2 SN BK BX | C.7 |
| 1795010000 | S2L-SMT 3.50/36/90LF 3.2 SN BK BX | C.7 |
| 1795200000 | S2L-SMT 3.50/06/180LF 3.5SN BK BX | C.9 |
| 1795210000 | S2L-SMT 3.50/08/180LF 3.5SN BK BX | C.9 |
| 1795220000 | S2L-SMT 3.50/10/180LF 3.5SN BK BX | C.9 |
| 1795230000 | S2L-SMT 3.50/12/180LF 3.5SN BK BX | C.9 |
| 1795240000 | S2L-SMT 3.50/14/180LF 3.5SN BK BX | C.9 |
| 1795250000 | S2L-SMT 3.50/16/180LF 3.5SN BK BX | C.9 |
| 1795260000 | S2L-SMT 3.50/18/180LF 3.5SN BK BX | C.9 |
| 1795270000 | S2L-SMT 3.50/20/180LF 3.5SN BK BX | C.9 |
| 1795280000 | S2L-SMT 3.50/22/180LF 3.5SN BK BX | C.9 |
| 1795290000 | S2L-SMT 3.50/24/180LF 3.5SN BK BX | C.9 |
| 1795300000 | S2L-SMT 3.50/26/180LF 3.5SN BK BX | C.9 |
| 1795310000 | S2L-SMT 3.50/28/180LF 3.5SN BK BX | C.9 |
| 1795320000 | S2L-SMT 3.50/30/180LF 3.5SN BK BX | C.9 |
| 1795330000 | S2L-SMT 3.50/32/180LF 3.5SN BK BX | C.9 |
| 1795340000 | S2L-SMT 3.50/34/180LF 3.5SN BK BX | C.9 |
| 1795350000 | S2L-SMT 3.50/36/180LF 3.5SN BK BX | C.9 |
| 1796480000 | SL-SMT 5.00/02/180 1.5SN BK BX | C.138 |
| 1796490000 | SL-SMT 5.00/03/180 1.5SN BK BX | C.138 |
| 1796500000 | SL-SMT 5.00/04/180 1.5SN BK BX | C.138 |
| 1796510000 | SL-SMT 5.00/05/180 1.5SN BK BX | C.138 |
| 1796520000 | SL-SMT 5.00/06/180 1.5SN BK BX | C.138 |
| 1796530000 | SL-SMT 5.00/07/180 1.5SN BK BX | C.138 |
| 1796540000 | SL-SMT 5.00/08/180 1.5SN BK BX | C.138 |
| 1796550000 | SL-SMT 5.00/09/180 1.5SN BK BX | C.138 |
| 1796560000 | SL-SMT 5.00/10/180 1.5SN BK BX | C.138 |
| 1796570000 | SL-SMT 5.00/11/180 1.5SN BK BX | C.138 |
| 1796580000 | SL-SMT 5.00/12/180 1.5SN BK BX | C.138 |
| 1796590000 | SL-SMT 5.00/13/180 1.5SN BK BX | C.138 |
| 1796600000 | SL-SMT 5.00/14/180 1.5SN BK BX | C.138 |
| 1796610000 | SL-SMT 5.00/15/180 1.5SN BK BX | C.138 |
| 1796620000 | SL-SMT 5.00/16/180 1.5SN BK BX | C.138 |
| 1796630000 | SL-SMT 5.00/02/180G 1.5SN BK BX | C.139 |
| 1796640000 | SL-SMT 5.00/03/180G 1.5SN BK BX | C.139 |
| 1796650000 | SL-SMT 5.00/04/180G 1.5SN BK BX | C.139 |
| 1796660000 | SL-SMT 5.00/05/180G 1.5SN BK BX | C.139 |
| 1796670000 | SL-SMT 5.00/06/180G 1.5SN BK BX | C.139 |
| 1796680000 | SL-SMT 5.00/07/180G 1.5SN BK BX | C.139 |
| 1796690000 | SL-SMT 5.00/08/180G 1.5SN BK BX | C.139 |





«ЭЛЕКТРО-ПРОФИ» - http://www.ep.ru

| Order No. | Type | Page |
|---|---|---|
| 1796700000 | SL-SMT 5.00/09/180G 1.5SN BK BX | C.139 |
| 1796710000 | SL-SMT 5.00/10/180G 1.5SN BK BX | C.139 |
| 1796720000 | SL-SMT 5.00/11/180G 1.5SN BK BX | C.139 |
| 1796730000 | SL-SMT 5.00/12/180G 1.5SN BK BX | C.139 |
| 1796740000 | SL-SMT 5.00/13/180G 1.5SN BK BX | C.139 |
| 1796750000 | SL-SMT 5.00/14/180G 1.5SN BK BX | C.139 |
| 1796760000 | SL-SMT 5.00/15/180G 1.5SN BK BX | C.139 |
| 1796770000 | SL-SMT 5.00/16/180G 1.5SN BK BX | C.139 |
| 1796780000 | SL-SMT 5.00/02/180LF 1.5SN BK BX | C.140 |
| 1796790000 | SL-SMT 5.00/03/180LF 1.5SN BK BX | C.140 |
| 1796800000 | SL-SMT 5.00/04/180LF 1.5SN BK BX | C.140 |
| 1796810000 | SL-SMT 5.00/05/180LF 1.5SN BK BX | C.140 |
| 1796820000 | SL-SMT 5.00/06/180LF 1.5SN BK BX | C.140 |
| 1796830000 | SL-SMT 5.00/07/180LF 1.5SN BK BX | C.140 |
| 1796840000 | SL-SMT 5.00/08/180LF 1.5SN BK BX | C.140 |
| 1796850000 | SL-SMT 5.00/09/180LF 1.5SN BK BX | C.140 |
| 1796860000 | SL-SMT 5.00/10/180LF 1.5SN BK BX | C.140 |
| 1796870000 | SL-SMT 5.00/11/180LF 1.5SN BK BX | C.140 |
| 1796880000 | SL-SMT 5.00/12/180LF 1.5SN BK BX | C.140 |
| 1796890000 | SL-SMT 5.00/13/180LF 1.5SN BK BX | C.140 |
| 1796900000 | SL-SMT 5.00/14/180LF 1.5SN BK BX | C.140 |
| 1796910000 | SL-SMT 5.00/15/180LF 1.5SN BK BX | C.140 |
| 1796920000 | SL-SMT 5.00/16/180LF 1.5SN BK BX | C.140 |
| 1796930000 | SL-SMT 5.00/02/90 1.5SN BK BX | C.134 |
| 1796940000 | SL-SMT 5.00/03/90 1.5SN BK BX | C.134 |
| 1796950000 | SL-SMT 5.00/04/90 1.5SN BK BX | C.134 |
| 1796960000 | SL-SMT 5.00/05/90 1.5SN BK BX | C.134 |
| 1796970000 | SL-SMT 5.00/06/90 1.5SN BK BX | C.134 |
| 1796980000 | SL-SMT 5.00/07/90 1.5SN BK BX | C.134 |
| 1796990000 | SL-SMT 5.00/08/90 1.5SN BK BX | C.134 |
| 1797000000 | SL-SMT 5.00/09/90 1.5SN BK BX | C.134 |
| 1797010000 | SL-SMT 5.00/10/90 1.5SN BK BX | C.134 |
| 1797020000 | SL-SMT 5.00/11/90 1.5SN BK BX | C.134 |
| 1797030000 | SL-SMT 5.00/12/90 1.5SN BK BX | C.134 |
| 1797040000 | SL-SMT 5.00/13/90 1.5SN BK BX | C.134 |
| 1797050000 | SL-SMT 5.00/14/90 1.5SN BK BX | C.134 |
| 1797060000 | SL-SMT 5.00/15/90 1.5SN BK BX | C.134 |
| 1797070000 | SL-SMT 5.00/16/90 1.5SN BK BX | C.134 |
| 1797080000 | SL-SMT 5.00/02/90G 1.5SN BK BX | C.135 |
| 1797090000 | SL-SMT 5.00/03/90G 1.5SN BK BX | C.135 |
| 1797100000 | SL-SMT 5.00/04/90G 1.5SN BK BX | C.135 |
| 1797110000 | SL-SMT 5.00/05/90G 1.5SN BK BX | C.135 |
| 1797120000 | SL-SMT 5.00/06/90G 1.5SN BK BX | C.135 |
| 1797130000 | SL-SMT 5.00/07/90G 1.5SN BK BX | C.135 |
| 1797140000 | SL-SMT 5.00/08/90G 1.5SN BK BX | C.135 |
| 1797150000 | SL-SMT 5.00/09/90G 1.5SN BK BX | C.135 |
| 1797160000 | SL-SMT 5.00/10/90G 1.5SN BK BX | C.135 |
| 1797170000 | SL-SMT 5.00/11/90G 1.5SN BK BX | C.135 |
| 1797180000 | SL-SMT 5.00/12/90G 1.5SN BK BX | C.135 |
| 1797190000 | SL-SMT 5.00/13/90G 1.5SN BK BX | C.135 |
| 1797200000 | SL-SMT 5.00/14/90G 1.5SN BK BX | C.135 |
| 1797210000 | SL-SMT 5.00/15/90G 1.5SN BK BX | C.135 |
| 1797220000 | SL-SMT 5.00/16/90G 1.5SN BK BX | C.135 |
| 1797230000 | SL-SMT 5.00/02/90LF 1.5SN BK BX | C.136 |
| 1797240000 | SL-SMT 5.00/03/90LF 1.5SN BK BX | C.136 |
| 1797250000 | SL-SMT 5.00/04/90LF 1.5SN BK BX | C.136 |
| 1797260000 | SL-SMT 5.00/05/90LF 1.5SN BK BX | C.136 |
| 1797270000 | SL-SMT 5.00/06/90LF 1.5SN BK BX | C.136 |
| 1797280000 | SL-SMT 5.00/07/90LF 1.5SN BK BX | C.136 |
| 1797290000 | SL-SMT 5.00/08/90LF 1.5SN BK BX | C.136 |
| 1797300000 | SL-SMT 5.00/09/90LF 1.5SN BK BX | C.136 |
| 1797310000 | SL-SMT 5.00/10/90LF 1.5SN BK BX | C.136 |
| 1797320000 | SL-SMT 5.00/11/90LF 1.5SN BK BX | C.136 |
| 1797330000 | SL-SMT 5.00/12/90LF 1.5SN BK BX | C.136 |
| 1797340000 | SL-SMT 5.00/13/90LF 1.5SN BK BX | C.136 |
| 1797350000 | SL-SMT 5.00/14/90LF 1.5SN BK BX | C.136 |
| 1797360000 | SL-SMT 5.00/15/90LF 1.5SN BK BX | C.136 |
| 1797370000 | SL-SMT 5.00/16/90LF 1.5SN BK BX | C.136 |
| 1797620000 | SL-SMT 5.00/02/90 1.5SN BK RL | C.135 |
| 1797630000 | SL-SMT 5.00/03/90 1.5SN BK RL | C.135 |
| 1797640000 | SL-SMT 5.00/04/90 1.5SN BK RL | C.135 |
| 1797650000 | SL-SMT 5.00/05/90 1.5SN BK RL | C.135 |
| 1797660000 | SL-SMT 5.00/06/90 1.5SN BK RL | C.135 |
| 1797670000 | SL-SMT 5.00/07/90 1.5SN BK RL | C.135 |
| 1797680000 | SL-SMT 5.00/08/90 1.5SN BK RL | C.135 |
| 1797690000 | SL-SMT 5.00/02/90G 1.5SN BK RL | C.135 |
| 1797700000 | SL-SMT 5.00/03/90G 1.5SN BK RL | C.135 |
| 1797710000 | SL-SMT 5.00/04/90G 1.5SN BK RL | C.135 |
| 1797720000 | SL-SMT 5.00/05/90G 1.5SN BK RL | C.135 |
| 1797730000 | SL-SMT 5.00/06/90G 1.5SN BK RL | C.135 |
| 1797740000 | SL-SMT 5.00/07/90G 1.5SN BK RL | C.135 |
| 1797750000 | SL-SMT 5.00/02/90LF 1.5SN BK RL | C.137 |
| 1797760000 | SL-SMT 5.00/03/90LF 1.5SN BK RL | C.137 |
| 1797770000 | SL-SMT 5.00/04/90LF 1.5SN BK RL | C.137 |
| 1797780000 | SL-SMT 5.00/05/90LF 1.5SN BK RL | C.137 |
| 1797790000 | SL-SMT 5.00/06/90LF 1.5SN BK RL | C.137 |
| 1797800000 | SL-SMT 5.00/02/180 1.5SN BK RL | C.139 |
| 1797810000 | SL-SMT 5.00/03/180 1.5 SN BK RL | C.139 |
| 1797820000 | SL-SMT 5.00/04/180 1.5 SN BK RL | C.139 |
| 1797830000 | SL-SMT 5.00/05/180 1.5 SN BK RL | C.139 |
| 1797840000 | SL-SMT 5.00/06/180 1.5 SN BK RL | C.139 |
| 1797850000 | SL-SMT 5.00/07/180 1.5 SN BK RL | C.139 |
| 1797860000 | SL-SMT 5.00/08/180 1.5 SN BK RL | C.139 |
| 1797870000 | SL-SMT 5.00/02/180G 1.5 SN BK RL | C.139 |
| 1797880000 | SL-SMT 5.00/03/180G 1.5 SN BK RL | C.139 |
| 1797890000 | SL-SMT 5.00/04/180G 1.5 SN BK RL | C.139 |
| 1797900000 | SL-SMT 5.00/05/180G 1.5 SN BK RL | C.139 |
| 1797910000 | SL-SMT 5.00/06/180G 1.5 SN BK RL | C.139 |
| 1797920000 | SL-SMT 5.00/07/180G 1.5 SN BK RL | C.139 |
| 1797930000 | SL-SMT 5.00/02/180LF 1.5 SN BK RL | C.141 |
| 1797940000 | SL-SMT 5.00/03/180LF 1.5 SN BK RL | C.141 |
| 1797950000 | SL-SMT 5.00/04/180LF 1.5 SN BK RL | C.141 |
| 1797960000 | SL-SMT 5.00/05/180LF 1.5 SN BK RL | C.141 |
| 1797970000 | SL-SMT 5.00/06/180LF 1.5 SN BK RL | C.141 |
| 1798120000 | BCZ 3.81/03/90 SN BK BX | C.110 |
| 1798130000 | BCZ 3.81/08/90 SN BK BX | C.110 |
| 1798140000 | BCZ 3.81/03/90F SN BK BX | C.111 |
| 1798150000 | BCZ 3.81/08/90F SN BK BX | C.111 |
| 1798160000 | BCZ 3.81/03/270 SN BK BX | C.111 |
| 1798170000 | BCZ 3.81/08/270 SN BK BX | C.111 |
| 1798180000 | BCZ 3.81/03/270F SN BK BX | C.111 |
| 1798190000 | BCZ 3.81/08/270F SN BK BX | C.111 |
| 1798500000 | BCZ 3.81/02/90 SN BK BX | C.110 |
| 1798550000 | BCZ 3.81/04/90 SN BK BX | C.110 |
| 1798570000 | BCZ 3.81/05/90 SN BK BX | C.110 |
| 1798590000 | BCZ 3.81/06/90 SN BK BX | C.110 |
| 1798610000 | BCZ 3.81/10/90 SN BK BX | C.110 |
| 1798630000 | BCZ 3.81/12/90 SN BK BX | C.110 |
| 1798660000 | BCZ 3.81/16/90 SN BK BX | C.110 |
| 1798780000 | BCZ 3.81/02/90F SN BK BX | C.111 |
| 1798790000 | BCZ 3.81/04/90F SN BK BX | C.111 |
| 1798800000 | BCZ 3.81/05/90F SN BK BX | C.111 |
| 1798810000 | BCZ 3.81/06/90F SN BK BX | C.111 |
| 1798820000 | BCZ 3.81/10/90F SN BK BX | C.111 |
| 1798830000 | BCZ 3.81/12/90F SN BK BX | C.111 |
| 1798840000 | BCZ 3.81/16/90F SN BK BX | C.111 |
| 1798940000 | BCZ 3.81/02/270 SN BK BX | C.111 |
| 1798950000 | BCZ 3.81/04/270 SN BK BX | C.111 |
| 1798960000 | BCZ 3.81/05/270 SN BK BX | C.111 |
| 1798970000 | BCZ 3.81/06/270 SN BK BX | C.111 |
| 1798980000 | BCZ 3.81/10/270 SN BK BX | C.111 |
| 1798990000 | BCZ 3.81/12/270 SN BK BX | C.111 |
| 1799000000 | BCZ 3.81/16/270 SN BK BX | C.111 |
| 1799100000 | BCZ 3.81/02/270F SN BK BX | C.111 |
| 1799110000 | BCZ 3.81/04/270F SN BK BX | C.111 |
| 1799120000 | BCZ 3.81/05/270F SN BK BX | C.111 |
| 1799130000 | BCZ 3.81/06/270F SN BK BX | C.111 |
| 1799140000 | BCZ 3.81/10/270F SN BK BX | C.111 |
| 1799150000 | BCZ 3.81/12/270F SN BK BX | C.111 |
| 1799160000 | BCZ 3.81/16/270F SN BK BX | C.111 |

# 1800000000

| Order No. | Type | Page |
|---|---|---|
| 1802190000 | S2L-SMT 3.50/24/90G 3.2SN BK RL | C.7 |
| 1802220000 | S2L-SMT 3.50/24/180G 3.5 SN BK RL | C.9 |
| 1803790000 | DFFC EW2 | D.21 |
| 1804340000 | SL-SMT 3.50/12/90LF 3.2SN BK BX | C.27 |
| 1804700000 | SL-SMT 3.50/02/180LF 1.5SN BK BX | C.31 |
| 1804710000 | SL-SMT 3.50/03/180LF 1.5SN BK BX | C.31 |
| 1804720000 | SL-SMT 3.50/04/180LF 1.5SN BK BX | C.31 |
| 1804730000 | SL-SMT 3.50/05/180LF 1.5SN BK BX | C.31 |
| 1804740000 | SL-SMT 3.50/06/180LF 1.5SN BK BX | C.31 |
| 1804750000 | SL-SMT 3.50/07/180LF 1.5SN BK BX | C.31 |
| 1804760000 | SL-SMT 3.50/08/180LF 1.5SN BK BX | C.31 |
| 1804770000 | SL-SMT 3.50/09/180LF 1.5SN BK BX | C.31 |
| 1804780000 | SL-SMT 3.50/10/180LF 1.5SN BK BX | C.31 |
| 1804790000 | SL-SMT 3.50/11/180LF 1.5SN BK BX | C.31 |
| 1804800000 | SL-SMT 3.50/12/180LF 1.5SN BK BX | C.31 |
| 1804810000 | SL-SMT 3.50/13/180LF 1.5SN BK BX | C.31 |
| 1804820000 | SL-SMT 3.50/14/180LF 1.5SN BK BX | C.31 |
| 1804830000 | SL-SMT 3.50/15/180LF 1.5SN BK BX | C.31 |
| 1804840000 | SL-SMT 3.50/16/180LF 1.5SN BK BX | C.31 |
| 1804850000 | SL-SMT 3.50/17/180LF 1.5SN BK BX | C.31 |
| 1804860000 | SL-SMT 3.50/18/180LF 1.5SN BK BX | C.31 |
| 1804870000 | SL-SMT 3.50/19/180LF 1.5SN BK BX | C.31 |
| 1804890000 | SL-SMT 3.50/20/180LF 1.5SN BK BX | C.31 |
| 1804900000 | SL-SMT 3.50/21/180LF 1.5SN BK BX | C.31 |
| 1804910000 | SL-SMT 3.50/22/180LF 1.5SN BK BX | C.31 |
| 1804920000 | SL-SMT 3.50/23/180LF 1.5SN BK BX | C.31 |
| 1804930000 | SL-SMT 3.50/24/180LF 1.5SN BK BX | C.31 |
| 1804940000 | SL-SMT 3.50/02/90LF 1.5SN BK BX | C.27 |
| 1804950000 | SL-SMT 3.50/03/90LF 1.5SN BK BX | C.27 |
| 1804960000 | SL-SMT 3.50/04/90LF 1.5SN BK BX | C.27 |
| 1804970000 | SL-SMT 3.50/05/90LF 1.5SN BK BX | C.27 |
| 1804980000 | SL-SMT 3.50/06/90LF 1.5SN BK BX | C.27 |
| 1804990000 | SL-SMT 3.50/07/90LF 1.5SN BK BX | C.27 |
| 1805000000 | SL-SMT 3.50/08/90LF 1.5SN BK BX | C.27 |
| 1805010000 | SL-SMT 3.50/09/90LF 1.5SN BK BX | C.27 |
| 1805020000 | SL-SMT 3.50/10/90LF 1.5SN BK BX | C.27 |
| 1805030000 | SL-SMT 3.50/11/90LF 1.5SN BK BX | C.27 |
| 1805040000 | SL-SMT 3.50/12/90LF 1.5SN BK BX | C.27 |
| 1805050000 | SL-SMT 3.50/13/90LF 1.5SN BK BX | C.27 |
| 1805060000 | SL-SMT 3.50/14/90LF 1.5SN BK BX | C.27 |
| 1805070000 | SL-SMT 3.50/15/90LF 1.5SN BK BX | C.27 |
| 1805080000 | SL-SMT 3.50/16/90LF 1.5SN BK BX | C.27 |
| 1805090000 | SL-SMT 3.50/17/90LF 1.5SN BK BX | C.27 |
| 1805100000 | SL-SMT 3.50/18/90LF 1.5SN BK BX | C.27 |
| 1805110000 | SL-SMT 3.50/19/90LF 1.5SN BK BX | C.27 |
| 1805120000 | SL-SMT 3.50/20/90LF 1.5SN BK BX | C.27 |
| 1805130000 | SL-SMT 3.50/21/90LF 1.5SN BK BX | C.27 |
| 1805140000 | SL-SMT 3.50/22/90LF 1.5SN BK BX | C.27 |
| 1805150000 | SL-SMT 3.50/23/90LF 1.5SN BK BX | C.27 |
| 1805160000 | SL-SMT 3.50/24/90LF 1.5SN BK BX | C.27 |
| 1805210000 | SL-SMT 3.50/02/180LF 1.5SN BK RL | C.31 |
| 1805230000 | SL-SMT 3.50/03/180LF 1.5SN BK RL | C.31 |
| 1805240000 | SL-SMT 3.50/04/180LF 1.5SN BK RL | C.31 |
| 1805250000 | SL-SMT 3.50/05/180LF 1.5SN BK RL | C.31 |
| 1805270000 | SL-SMT 3.50/06/180LF 1.5SN BK RL | C.31 |
| 1805280000 | SL-SMT 3.50/07/180LF 1.5SN BK RL | C.31 |
| 1805290000 | SL-SMT 3.50/08/180LF 1.5SN BK RL | C.31 |
| 1805300000 | SL-SMT 3.50/09/180LF 1.5SN BK RL | C.31 |
| 1805310000 | SL-SMT 3.50/02/90LF 1.5SN BK RL | C.27 |
| 1805320000 | SL-SMT 3.50/03/90LF 1.5SN BK RL | C.27 |
| 1805330000 | SL-SMT 3.50/04/90LF 1.5SN BK RL | C.27 |
| 1805340000 | SL-SMT 3.50/05/90LF 1.5SN BK RL | C.27 |
| 1805350000 | SL-SMT 3.50/06/90LF 1.5SN BK RL | C.27 |
| 1805360000 | SL-SMT 3.50/07/90LF 1.5SN BK RL | C.27 |
| 1805370000 | SL-SMT 3.50/08/90LF 1.5SN BK RL | C.27 |
| 1805380000 | SL-SMT 3.50/09/90LF 1.5SN BK RL | C.27 |
| 1807470000 | S2L-SMT 3.50/06/90G 3.2SN BK RL | C.7 |
| 1807480000 | S2L-SMT 3.50/08/90G 3.2SN BK RL | C.7 |
| 1807490000 | S2L-SMT 3.50/10/90G 3.2SN BK RL | C.7 |
| 1807500000 | S2L-SMT 3.50/12/90G 3.2SN BK RL | C.7 |
| 1807510000 | S2L-SMT 3.50/14/90G 3.2SN BK RL | C.7 |
| 1807520000 | S2L-SMT 3.50/16/90G 3.2SN BK RL | C.7 |
| 1807530000 | S2L-SMT 3.50/18/90G 3.2SN BK RL | C.7 |
| 1807540000 | S2L-SMT 3.50/20/90G 3.2SN BK RL | C.7 |
| 1807550000 | S2L-SMT 3.50/22/90G 3.2SN BK RL | C.7 |
| 1807560000 | S2L-SMT 3.50/06/90LF 3.2SN BK RL | C.7 |
| 1807570000 | S2L-SMT 3.50/08/90LF 3.2SN BK RL | C.7 |
| 1807580000 | S2L-SMT 3.50/10/90LF 3.2SN BK RL | C.7 |
| 1807590000 | S2L-SMT 3.50/12/90LF 3.2SN BK RL | C.7 |
| 1807600000 | S2L-SMT 3.50/14/90LF 3.2SN BK RL | C.7 |
| 1807610000 | S2L-SMT 3.50/16/90LF 3.2SN BK RL | C.7 |
| 1807620000 | S2L-SMT 3.50/18/90LF 3.2SN BK RL | C.7 |
| 1807630000 | S2L-SMT 3.50/20/90LF 3.2SN BK RL | C.7 |
| 1807780000 | S2L-SMT 3.50/06/180G 3.5 SN BK RL | C.9 |
| 1807790000 | S2L-SMT 3.50/08/180G 3.5 SN BK RL | C.9 |
| 1807800000 | S2L-SMT 3.50/10/180G 3.5 SN BK RL | C.9 |
| 1807810000 | S2L-SMT 3.50/12/180G 3.5 SN BK RL | C.9 |
| 1807820000 | S2L-SMT 3.50/14/180G 3.5 SN BK RL | C.9 |
| 1807830000 | S2L-SMT 3.50/16/180G 3.5 SN BK RL | C.9 |
| 1807840000 | S2L-SMT 3.50/18/180G 3.5 SN BK RL | C.9 |
| 1807850000 | S2L-SMT 3.50/20/180G 3.5 SN BK RL | C.9 |
| 1807860000 | S2L-SMT 3.50/22/180G 3.5 SN BK RL | C.9 |
| 1807870000 | S2L-SMT 3.50/06/180LF 3.5 SN BK RL | C.9 |
| 1807880000 | S2L-SMT 3.50/08/180LF 3.5 SN BK RL | C.9 |
| 1807890000 | S2L-SMT 3.50/10/180LF 3.5 SN BK RL | C.9 |
| 1807900000 | S2L-SMT 3.50/12/180LF 3.5 SN BK RL | C.9 |
| 1807910000 | S2L-SMT 3.50/14/180LF 3.5 SN BK RL | C.9 |
| 1807920000 | S2L-SMT 3.50/16/180LF 3.5 SN BK RL | C.9 |
| 1807930000 | S2L-SMT 3.50/18/180LF 3.5 SN BK RL | C.9 |
| 1807940000 | S2L-SMT 3.50/20/180LF 3.5 SN BK RL | C.9 |

# 1810000000

| Order No. | Type | Page |
|---|---|---|
| 1812430000 | SL-SMART 5.0X/02/90 1.5SN BK RL | C.182 |
| 1812440000 | SL-SMART 5.0X/03/90 1.5SN BK RL | C.182 |
| 1812450000 | SL-SMART 5.0X/02/180 1.5SN BK RL | C.183 |
| 1812460000 | SL-SMART 5.0X/03/180 1.5SN BK RL | C.183 |
| 1813330000 | SU 10.16HP/02/90G 3.5AG BK BX | F.110 |
| 1813340000 | SU 10.16HP/03/90G 3.5AG BK BX | F.110 |
| 1813350000 | SU 10.16HP/04/90G 3.5AG BK BX | F.110 |
| 1813360000 | SU 10.16HP/05/90G 3.5AG BK BX | F.110 |
| 1813370000 | SU 10.16HP/06/90G 3.5AG BK BX | F.110 |
| 1813380000 | SU 10.16HP/07/90G 3.5AG BK BX | F.110 |
| 1813390000 | SU 10.16HP/08/90G 3.5AG BK BX | F.110 |
| 1813400000 | SU 10.16HP/09/90G 3.5AG BK BX | F.110 |
| 1813410000 | SU 10.16HP/02/180G 3.5AG BK BX | F.112 |
| 1813420000 | SU 10.16HP/03/180G 3.5AG BK BX | F.112 |
| 1813430000 | SU 10.16HP/04/180G 3.5AG BK BX | F.112 |
| 1813440000 | SU 10.16HP/05/180G 3.5AG BK BX | F.112 |
| 1813450000 | SU 10.16HP/06/180G 3.5AG BK BX | F.112 |
| 1813460000 | SU 10.16HP/07/180G 3.5AG BK BX | F.112 |
| 1813470000 | SU 10.16HP/08/180G 3.5AG BK BX | F.112 |
| 1813480000 | SU 10.16HP/09/180G 3.5AG BK BX | F.112 |
| 1813490000 | SU 10.16HP/02/270G 3.5AG BK BX | F.114 |
| 1813500000 | SU 10.16HP/03/270G 3.5AG BK BX | F.114 |
| 1813510000 | SU 10.16HP/04/270G 3.5AG BK BX | F.114 |
| 1813520000 | SU 10.16HP/05/270G 3.5AG BK BX | F.114 |
| 1813530000 | SU 10.16HP/06/270G 3.5AG BK BX | F.114 |
| 1813540000 | SU 10.16HP/07/270G 3.5AG BK BX | F.114 |
| 1813550000 | SU 10.16HP/08/270G 3.5AG BK BX | F.114 |
| 1813560000 | SU 10.16HP/09/270G 3.5AG BK BX | F.114 |
| 1813570000 | SU 10.16HP/02/90F 3.5AG BK BX | F.111 |
| 1813580000 | SU 10.16HP/03/90F 3.5AG BK BX | F.111 |
| 1813590000 | SU 10.16HP/04/90F 3.5AG BK BX | F.111 |
| 1813600000 | SU 10.16HP/05/90F 3.5AG BK BX | F.111 |
| 1813610000 | SU 10.16HP/06/90F 3.5AG BK BX | F.111 |
| 1813620000 | SU 10.16HP/07/90F 3.5AG BK BX | F.111 |
| 1813630000 | SU 10.16HP/08/90F 3.5AG BK BX | F.111 |
| 1813640000 | SU 10.16HP/09/90F 3.5AG BK BX | F.111 |
| 1813650000 | SU 10.16HP/02/180F 3.5AG BK BX | F.113 |
| 1813660000 | SU 10.16HP/03/180F 3.5AG BK BX | F.113 |
| 1813670000 | SU 10.16HP/04/180F 3.5AG BK BX | F.113 |
| 1813680000 | SU 10.16HP/05/180F 3.5AG BK BX | F.113 |
| 1813690000 | SU 10.16HP/06/180F 3.5AG BK BX | F.113 |
| 1813700000 | SU 10.16HP/07/180F 3.5AG BK BX | F.113 |
| 1813710000 | SU 10.16HP/08/180F 3.5AG BK BX | F.113 |
| 1813720000 | SU 10.16HP/09/180F 3.5AG BK BX | F.113 |
| 1813730000 | SU 10.16HP/02/270F 3.5AG BK BX | F.115 |
| 1813740000 | SU 10.16HP/03/270F 3.5AG BK BX | F.115 |
| 1813750000 | SU 10.16HP/04/270F 3.5AG BK BX | F.115 |
| 1813760000 | SU 10.16HP/05/270F 3.5AG BK BX | F.115 |
| 1813770000 | SU 10.16HP/06/270F 3.5AG BK BX | F.115 |
| 1813780000 | SU 10.16HP/07/270F 3.5AG BK BX | F.115 |
| 1813790000 | SU 10.16HP/08/270F 3.5AG BK BX | F.115 |
| 1813800000 | SU 10.16HP/09/270F 3.5AG BK BX | F.115 |
| 1814590000 | S2L-SMT 3.5 FLA 20/10 | D.8 |



«ЭЛЕКТРО-ПРОФИ» - http://www.ep.ru

| Order No. | Type | Page |
|---|---|---|

# 1820000000

| | | |
|---|---|---|
| 1820170000 | SL-SMT 5.08/02/180G 1.5 SN BK RL | C.173 |
| 1820600000 | SL-SMT 5.08/03/180F 3.2SN BK BX | C.174 |
| 1820610000 | SL-SMT 5.08/06/180F 3.2SN BK BX | C.174 |
| 1820620000 | SL-SMT 5.08/08/180F 3.2SN BK BX | C.174 |
| 1820630000 | SL-SMT 5.08/12/180F 3.2SN BK BX | C.174 |
| 1820640000 | SL-SMT 5.08/16/180F 3.2SN BK BX | C.174 |
| 1820650000 | SL-SMT 5.08/18/180F 3.2SN BK BX | C.174 |
| 1820770000 | SL-SMT 5.08/05/180F 3.2SN BK BX | C.174 |
| 1820780000 | SL-SMT 5.08/10/180F 3.2SN BK BX | C.174 |
| 1820790000 | SL-SMT 5.08/13/180F 3.2SN BK BX | C.174 |
| 1820800000 | SL-SMT 5.08/14/180F 3.2SN BK BX | C.174 |
| 1820810000 | SL-SMT 5.08/20/180F 3.2SN BK BX | C.174 |
| 1821100000 | SL-SMT 5.08/02/180 1.5 SN BK RL | C.173 |
| 1821110000 | SL-SMT 5.08/03/180 1.5 SN BK RL | C.173 |
| 1821140000 | SL-SMT 5.08/02/90G 1.5 SN BK RL | C.167 |
| 1821160000 | SL-SMT 5.08/02/90 1.5 SN BK RL | C.167 |
| 1821170000 | SL-SMT 5.08/03/90 1.5 SN BK RL | C.167 |
| 1821490000 | LM 5.00/04/90 3.5SN OR BX | B.14 |
| 1824410000 | KO BV/SV7.62 | F.110 |
| 1824410000 | KO BV/SV7.62 | F.112 |
| 1824410000 | KO BV/SV7.62 | F.114 |
| 1824410000 | KO BV/SV7.62 | F.116 |
| 1824410000 | KO BV/SV7.62 | F.118 |
| 1824410000 | KO BV/SV7.62 | F.18 |
| 1824410000 | KO BV/SV7.62 | F.20 |
| 1824410000 | KO BV/SV7.62 | F.22 |
| 1824420000 | LSF-SMT 3.50/02/90 3.5SN BK TU | B.56 |
| 1824430000 | LSF-SMT 3.50/03/90 3.5SN BK TU | B.56 |
| 1824440000 | LSF-SMT 3.50/04/90 3.5SN BK TU | B.56 |
| 1824450000 | LSF-SMT 3.50/05/90 3.5SN BK TU | B.56 |
| 1824460000 | LSF-SMT 3.50/06/90 3.5SN BK TU | B.56 |
| 1824470000 | LSF-SMT 3.50/07/90 3.5SN BK TU | B.56 |
| 1824480000 | LSF-SMT 3.50/08/90 3.5SN BK TU | B.56 |
| 1824490000 | LSF-SMT 3.50/09/90 3.5SN BK TU | B.56 |
| 1824500000 | LSF-SMT 3.50/10/90 3.5SN BK TU | B.56 |
| 1824510000 | LSF-SMT 3.50/11/90 3.5SN BK TU | B.56 |
| 1824520000 | LSF-SMT 3.50/12/90 3.5SN BK TU | B.56 |
| 1824620000 | LSF-SMT 3.81/02/90 3.5SN BK TU | B.62 |
| 1824630000 | LSF-SMT 3.81/03/90 3.5SN BK TU | B.62 |
| 1824640000 | LSF-SMT 3.81/04/90 3.5SN BK TU | B.62 |
| 1824650000 | LSF-SMT 3.81/05/90 3.5SN BK TU | B.62 |
| 1824660000 | LSF-SMT 3.81/06/90 3.5SN BK TU | B.62 |
| 1824690000 | LSF-SMT 3.81/07/90 3.5SN BK TU | B.62 |
| 1824700000 | LSF-SMT 3.81/08/90 3.5SN BK TU | B.62 |
| 1824710000 | LSF-SMT 3.81/09/90 3.5SN BK TU | B.62 |
| 1824720000 | LSF-SMT 3.81/10/90 3.5SN BK TU | B.62 |
| 1824730000 | LSF-SMT 3.81/11/90 3.5SN BK TU | B.62 |
| 1824740000 | LSF-SMT 5.00/02/90 3.5SN BK TU | B.68 |
| 1824750000 | LSF-SMT 5.00/03/90 3.5SN BK TU | B.68 |
| 1824760000 | LSF-SMT 5.00/04/90 3.5SN BK TU | B.68 |
| 1824770000 | LSF-SMT 5.00/05/90 3.5SN BK TU | B.68 |
| 1824780000 | LSF-SMT 5.00/06/90 3.5SN BK TU | B.68 |
| 1824790000 | LSF-SMT 5.00/07/90 3.5SN BK TU | B.68 |
| 1824800000 | LSF-SMT 5.00/08/90 3.5SN BK TU | B.68 |
| 1824810000 | LSF-SMT 5.08/02/90 3.5SN BK TU | B.74 |
| 1824820000 | LSF-SMT 5.08/03/90 3.5SN BK TU | B.74 |
| 1824830000 | LSF-SMT 5.08/04/90 3.5SN BK TU | B.74 |
| 1824840000 | LSF-SMT 5.08/05/90 3.5SN BK TU | B.74 |
| 1824850000 | LSF-SMT 5.08/06/90 3.5SN BK TU | B.74 |
| 1824860000 | LSF-SMT 5.08/07/90 3.5SN BK TU | B.74 |
| 1824870000 | LSF-SMT 5.08/08/90 3.5SN BK TU | B.74 |
| 1824880000 | LSF-SMT 7.50/02/90 3.5SN BK TU | B.80 |
| 1824890000 | LSF-SMT 7.50/03/90 3.5SN BK TU | B.80 |
| 1824900000 | LSF-SMT 7.50/04/90 3.5SN BK TU | B.80 |
| 1824910000 | LSF-SMT 7.50/05/90 3.5SN BK TU | B.80 |
| 1824920000 | LSF-SMT 7.50/06/90 3.5SN BK TU | B.80 |
| 1824930000 | LSF-SMT 7.50/07/90 3.5SN BK TU | B.80 |
| 1824940000 | LSF-SMT 7.50/08/90 3.5SN BK TU | B.80 |
| 1824950000 | LSF-SMT 7.62/02/90 3.5SN BK TU | B.86 |
| 1824960000 | LSF-SMT 7.62/03/90 3.5SN BK TU | B.86 |
| 1824970000 | LSF-SMT 7.62/04/90 3.5SN BK TU | B.86 |
| 1824980000 | LSF-SMT 7.62/05/90 3.5SN BK TU | B.86 |
| 1824990000 | LSF-SMT 7.62/06/90 3.5SN BK TU | B.86 |
| 1825000000 | LSF-SMT 7.62/07/90 3.5SN BK TU | B.86 |
| 1825010000 | LSF-SMT 7.62/08/90 3.5SN BK TU | B.86 |
| 1825300000 | LSF-SMT 3.81/12/90 3.5SN BK TU | B.62 |
| 1825640000 | LSF-SMT 3.50/02/180 3.5SN BK TU | B.60 |
| 1825650000 | LSF-SMT 3.50/03/180 3.5SN BK TU | B.60 |
| 1825660000 | LSF-SMT 3.50/04/180 3.5SN BK TU | B.60 |
| 1825670000 | LSF-SMT 3.50/05/180 3.5SN BK TU | B.60 |
| 1825680000 | LSF-SMT 3.50/06/180 3.5SN BK TU | B.60 |
| 1825690000 | LSF-SMT 3.50/07/180 3.5SN BK TU | B.60 |
| 1825700000 | LSF-SMT 3.50/08/180 3.5SN BK TU | B.60 |
| 1825710000 | LSF-SMT 3.50/09/180 3.5SN BK TU | B.60 |
| 1825720000 | LSF-SMT 3.50/10/180 3.5SN BK TU | B.60 |
| 1825730000 | LSF-SMT 3.50/11/180 3.5SN BK TU | B.60 |
| 1825740000 | LSF-SMT 3.50/12/180 3.5SN BK TU | B.60 |
| 1825790000 | LSF-SMT 3.81/02/180 3.5SN BK TU | B.66 |
| 1825800000 | LSF-SMT 3.81/03/180 3.5SN BK TU | B.66 |
| 1825810000 | LSF-SMT 3.81/04/180 3.5SN BK TU | B.66 |
| 1825820000 | LSF-SMT 3.81/05/180 3.5SN BK TU | B.66 |
| 1825830000 | LSF-SMT 3.81/06/180 3.5SN BK TU | B.66 |
| 1825840000 | LSF-SMT 3.81/07/180 3.5SN BK TU | B.66 |
| 1825850000 | LSF-SMT 3.81/08/180 3.5SN BK TU | B.66 |
| 1825870000 | LSF-SMT 3.81/09/180 3.5SN BK TU | B.66 |
| 1825880000 | LSF-SMT 3.81/10/180 3.5SN BK TU | B.66 |
| 1825890000 | LSF-SMT 3.81/11/180 3.5SN BK TU | B.66 |
| 1825920000 | LSF-SMT 3.81/12/180 3.5SN BK TU | B.66 |
| 1825960000 | LSF-SMT 5.00/02/180 3.5SN BK TU | B.72 |
| 1825970000 | LSF-SMT 5.00/03/180 3.5SN BK TU | B.72 |
| 1825980000 | LSF-SMT 5.00/04/180 3.5SN BK TU | B.72 |
| 1825990000 | LSF-SMT 5.00/05/180 3.5SN BK TU | B.72 |
| 1826000000 | LSF-SMT 5.00/06/180 3.5SN BK TU | B.72 |
| 1826010000 | LSF-SMT 5.00/07/180 3.5SN BK TU | B.72 |
| 1826020000 | LSF-SMT 5.00/08/180 3.5SN BK TU | B.72 |
| 1826040000 | LSF-SMT 5.08/02/180 3.5SN BK TU | B.78 |
| 1826060000 | LSF-SMT 5.08/03/180 3.5SN BK TU | B.78 |
| 1826070000 | LSF-SMT 5.08/04/180 3.5SN BK TU | B.78 |
| 1826080000 | LSF-SMT 5.08/05/180 3.5SN BK TU | B.78 |
| 1826100000 | LSF-SMT 5.08/06/180 3.5SN BK TU | B.78 |
| 1826110000 | LSF-SMT 5.08/07/180 3.5SN BK TU | B.78 |
| 1826120000 | LSF-SMT 5.08/08/180 3.5SN BK TU | B.78 |
| 1826130000 | LSF-SMT 7.50/02/180 3.5SN BK TU | B.84 |
| 1826140000 | LSF-SMT 7.50/03/180 3.5SN BK TU | B.84 |
| 1826150000 | LSF-SMT 7.50/04/180 3.5SN BK TU | B.84 |
| 1826160000 | LSF-SMT 7.50/05/180 3.5SN BK TU | B.84 |
| 1826170000 | LSF-SMT 7.50/06/180 3.5SN BK TU | B.84 |
| 1826180000 | LSF-SMT 7.50/07/180 3.5SN BK TU | B.84 |
| 1826190000 | LSF-SMT 7.50/08/180 3.5SN BK TU | B.84 |
| 1826210000 | LSF-SMT 7.62/02/180 3.5SN BK TU | B.90 |
| 1826220000 | LSF-SMT 7.62/03/180 3.5SN BK TU | B.90 |
| 1826230000 | LSF-SMT 7.62/04/180 3.5SN BK TU | B.90 |
| 1826240000 | LSF-SMT 7.62/05/180 3.5SN BK TU | B.90 |
| 1826250000 | LSF-SMT 7.62/06/180 3.5SN BK TU | B.90 |
| 1826260000 | LSF-SMT 7.62/07/180 3.5SN BK TU | B.90 |
| 1826270000 | LSF-SMT 7.62/08/180 3.5SN BK TU | B.90 |
| 1828770000 | SLDV-THR 5.08/04/180F 3.2SN BK BX | C.184 |
| 1828780000 | SLDV-THR 5.08/06/180F 3.2SN BK BX | C.184 |
| 1828790000 | SLDV-THR 5.08/08/180F 3.2SN BK BX | C.184 |
| 1828800000 | SLDV-THR 5.08/10/180F 3.2SN BK BX | C.184 |
| 1828810000 | SLDV-THR 5.08/12/180F 3.2SN BK BX | C.184 |
| 1828820000 | SLDV-THR 5.08/14/180F 3.2SN BK BX | C.184 |
| 1828830000 | SLDV-THR 5.08/16/180F 3.2SN BK BX | C.184 |
| 1828840000 | SLDV-THR 5.08/18/180F 3.2SN BK BX | C.184 |
| 1828850000 | SLDV-THR 5.08/20/180F 3.2SN BK BX | C.184 |
| 1828860000 | SLDV-THR 5.08/22/180F 3.2SN BK BX | C.184 |
| 1828870000 | SLDV-THR 5.08/24/180F 3.2SN BK BX | C.184 |
| 1828880000 | SLDV-THR 5.08/26/180F 3.2SN BK BX | C.184 |
| 1828890000 | SLDV-THR 5.08/04/180F 1.5SN BK BX | C.184 |
| 1828900000 | SLDV-THR 5.08/06/180F 1.5SN BK BX | C.184 |
| 1828910000 | SLDV-THR 5.08/08/180F 1.5SN BK BX | C.184 |
| 1828920000 | SLDV-THR 5.08/10/180F 1.5SN BK BX | C.184 |
| 1828930000 | SLDV-THR 5.08/12/180F 1.5SN BK BX | C.184 |
| 1828940000 | SLDV-THR 5.08/14/180F 1.5SN BK BX | C.184 |
| 1828950000 | SLDV-THR 5.08/16/180F 1.5SN BK BX | C.184 |
| 1828960000 | SLDV-THR 5.08/18/180F 1.5SN BK BX | C.184 |
| 1828970000 | SLDV-THR 5.08/20/180F 1.5SN BK BX | C.184 |
| 1828980000 | SLDV-THR 5.08/22/180F 1.5SN BK BX | C.184 |
| 1828990000 | SLDV-THR 5.08/24/180F 1.5SN BK BX | C.184 |
| 1829000000 | SLDV-THR 5.08/26/180F 1.5SN BK BX | C.184 |
| 1829010000 | SLDV-THR 5.08/04/180FLF 3.2SN BK BX | C.185 |
| 1829020000 | SLDV-THR 5.08/06/180FLF 3.2SN BK BX | C.185 |
| 1829030000 | SLDV-THR 5.08/08/180FLF 3.2SN BK BX | C.185 |
| 1829040000 | SLDV-THR 5.08/10/180FLF 3.2SN BK BX | C.185 |
| 1829050000 | SLDV-THR 5.08/12/180FLF 3.2SN BK BX | C.185 |
| 1829060000 | SLDV-THR 5.08/14/180FLF 3.2SN BK BX | C.185 |
| 1829070000 | SLDV-THR 5.08/16/180FLF 3.2SN BK BX | C.185 |
| 1829080000 | SLDV-THR 5.08/18/180FLF 3.2SN BK BX | C.185 |
| 1829090000 | SLDV-THR 5.08/20/180FLF 3.2SN BK BX | C.185 |
| 1829100000 | SLDV-THR 5.08/22/180FLF 3.2SN BK BX | C.185 |
| 1829110000 | SLDV-THR 5.08/24/180FLF 3.2SN BK BX | C.185 |
| 1829120000 | SLDV-THR 5.08/26/180FLF 3.2SN BK BX | C.185 |
| 1829130000 | SLDV-THR 5.08/04/180FLF 1.5SN BK BX | C.185 |
| 1829140000 | SLDV-THR 5.08/06/180FLF 1.5SN BK BX | C.185 |
| 1829150000 | SLDV-THR 5.08/08/180FLF 1.5SN BK BX | C.185 |
| 1829160000 | SLDV-THR 5.08/10/180FLF 1.5SN BK BX | C.185 |
| 1829170000 | SLDV-THR 5.08/12/180FLF 1.5SN BK BX | C.185 |
| 1829180000 | SLDV-THR 5.08/14/180FLF 1.5SN BK BX | C.185 |
| 1829190000 | SLDV-THR 5.08/16/180FLF 1.5SN BK BX | C.185 |
| 1829200000 | SLDV-THR 5.08/18/180FLF 1.5SN BK BX | C.185 |
| 1829210000 | SLDV-THR 5.08/20/180FLF 1.5SN BK BX | C.185 |
| 1829220000 | SLDV-THR 5.08/22/180FLF 1.5SN BK BX | C.185 |
| 1829230000 | SLDV-THR 5.08/24/180FLF 1.5SN BK BX | C.185 |
| 1829240000 | SLDV-THR 5.08/26/180FLF 1.5SN BK BX | C.185 |

# 1830000000

| | | |
|---|---|---|
| 1830100000 | SL-SMT 5.08/04/180F 1.5SN BK BX | C.174 |
| 1836990000 | SL-SMT 3.50/10/180G 3.2SN BK BX | C.30 |
| 1837010000 | SC 3.81/07/180F 3.2SN BK BX | C.87 |
| 1837020000 | BCZ 3.81/07/180F SN BK BX | C.107 |
| 1837320000 | SL-SMT 5.08/02/180F 1.5SN BK BX | C.174 |
| 1837330000 | SL-SMT 5.08/05/180F 1.5SN BK BX | C.174 |
| 1837340000 | SL-SMT 5.08/06/180F 1.5SN BK BX | C.174 |
| 1837630000 | SL-SMT 5.08/02/90F 3.2SN BK BX | C.168 |
| 1837640000 | SL-SMT 5.08/03/90F 3.2SN BK BX | C.168 |
| 1837650000 | SL-SMT 5.08/04/90F 3.2SN BK BX | C.168 |
| 1837660000 | SL-SMT 5.08/05/90F 3.2SN BK BX | C.168 |
| 1837670000 | SL-SMT 5.08/06/90F 3.2SN BK BX | C.168 |
| 1837680000 | SL-SMT 5.08/07/90F 3.2SN BK BX | C.168 |
| 1837690000 | SL-SMT 5.08/08/90F 3.2SN BK BX | C.168 |
| 1837700000 | SL-SMT 5.08/09/90F 3.2SN BK BX | C.168 |
| 1837710000 | SL-SMT 5.08/10/90F 3.2SN BK BX | C.168 |
| 1837720000 | SL-SMT 5.08/11/90F 3.2SN BK BX | C.168 |
| 1837730000 | SL-SMT 5.08/12/90F 3.2SN BK BX | C.168 |
| 1837740000 | SL-SMT 5.08/13/90F 3.2SN BK BX | C.168 |
| 1837750000 | SL-SMT 5.08/14/90F 3.2SN BK BX | C.168 |
| 1837760000 | SL-SMT 5.08/15/90F 3.2SN BK BX | C.168 |
| 1837770000 | SL-SMT 5.08/16/90F 3.2SN BK BX | C.168 |
| 1837780000 | SL-SMT 5.08/17/90F 3.2SN BK BX | C.168 |
| 1837790000 | SL-SMT 5.08/18/90F 3.2SN BK BX | C.168 |
| 1837800000 | SL-SMT 5.08/19/90F 3.2SN BK BX | C.168 |
| 1837810000 | SL-SMT 5.08/20/90F 3.2SN BK BX | C.168 |
| 1837820000 | SL-SMT 5.08/21/90F 3.2SN BK BX | C.168 |
| 1837830000 | SL-SMT 5.08/22/90F 3.2SN BK BX | C.168 |
| 1837840000 | SL-SMT 5.08/23/90F 3.2SN BK BX | C.168 |
| 1837850000 | SL-SMT 5.08/24/90F 3.2SN BK BX | C.168 |
| 1837860000 | SL-SMT 5.08/02/180F 3.2SN BK BX | C.174 |
| 1837870000 | SL-SMT 5.08/04/180F 3.2SN BK BX | C.174 |
| 1837880000 | SL-SMT 5.08/07/180F 3.2SN BK BX | C.174 |
| 1837890000 | SL-SMT 5.08/09/180F 3.2SN BK BX | C.174 |
| 1837900000 | SL-SMT 5.08/11/180F 3.2SN BK BX | C.174 |
| 1837910000 | SL-SMT 5.08/15/180F 3.2SN BK BX | C.174 |
| 1837920000 | SL-SMT 5.08/17/180F 3.2SN BK BX | C.174 |
| 1837930000 | SL-SMT 5.08/19/180F 3.2SN BK BX | C.174 |
| 1837940000 | SL-SMT 5.08/21/180F 3.2SN BK BX | C.174 |
| 1837950000 | SL-SMT 5.08/22/180F 3.2SN BK BX | C.174 |
| 1837960000 | SL-SMT 5.08/23/180F 3.2SN BK BX | C.174 |
| 1837970000 | SL-SMT 5.08/24/180F 3.2SN BK BX | C.174 |
| 1837980000 | SL-SMT 5.08/02/180 3.2SN BK BX | C.172 |
| 1837990000 | SL-SMT 5.08/03/180 3.2SN BK BX | C.172 |
| 1838000000 | SL-SMT 5.08/04/180 3.2SN BK BX | C.172 |
| 1838010000 | SL-SMT 5.08/05/180 3.2SN BK BX | C.172 |
| 1838020000 | SL-SMT 5.08/06/180 3.2SN BK BX | C.172 |
| 1838030000 | SL-SMT 5.08/07/180 3.2SN BK BX | C.172 |
| 1838040000 | SL-SMT 5.08/08/180 3.2SN BK BX | C.172 |
| 1838050000 | SL-SMT 5.08/09/180 3.2SN BK BX | C.172 |
| 1838060000 | SL-SMT 5.08/10/180 3.2SN BK BX | C.172 |
| 1838070000 | SL-SMT 5.08/11/180 3.2SN BK BX | C.172 |
| 1838080000 | SL-SMT 5.08/12/180 3.2SN BK BX | C.172 |
| 1838090000 | SL-SMT 5.08/13/180 3.2SN BK BX | C.172 |
| 1838100000 | SL-SMT 5.08/14/180 3.2SN BK BX | C.172 |
| 1838110000 | SL-SMT 5.08/15/180 3.2SN BK BX | C.172 |
| 1838120000 | SL-SMT 5.08/16/180 3.2SN BK BX | C.172 |
| 1838130000 | SL-SMT 5.08/17/180 3.2SN BK BX | C.172 |
| 1838140000 | SL-SMT 5.08/18/180 3.2SN BK BX | C.172 |
| 1838150000 | SL-SMT 5.08/19/180 3.2SN BK BX | C.172 |
| 1838160000 | SL-SMT 5.08/20/180 3.2SN BK BX | C.172 |
| 1838170000 | SL-SMT 5.08/21/180 3.2SN BK BX | C.172 |
| 1838180000 | SL-SMT 5.08/22/180 3.2SN BK BX | C.172 |
| 1838190000 | SL-SMT 5.08/23/180 3.2SN BK BX | C.172 |
| 1838200000 | SL-SMT 5.08/24/180 3.2SN BK BX | C.172 |
| 1838210000 | SL-SMT 5.08/02/180G 3.2SN BK BX | C.173 |
| 1838220000 | SL-SMT 5.08/03/180G 3.2SN BK BX | C.173 |
| 1838230000 | SL-SMT 5.08/04/180G 3.2SN BK BX | C.173 |
| 1838240000 | SL-SMT 5.08/05/180G 3.2SN BK BX | C.173 |
| 1838250000 | SL-SMT 5.08/06/180G 3.2SN BK BX | C.173 |
| 1838260000 | SL-SMT 5.08/07/180G 3.2SN BK BX | C.173 |
| 1838270000 | SL-SMT 5.08/08/180G 3.2SN BK BX | C.173 |
| 1838280000 | SL-SMT 5.08/09/180G 3.2SN BK BX | C.173 |
| 1838290000 | SL-SMT 5.08/10/180G 3.2SN BK BX | C.173 |
| 1838300000 | SL-SMT 5.08/11/180G 3.2SN BK BX | C.173 |
| 1838310000 | SL-SMT 5.08/12/180G 3.2SN BK BX | C.173 |
| 1838320000 | SL-SMT 5.08/13/180G 3.2SN BK BX | C.173 |
| 1838330000 | SL-SMT 5.08/14/180G 3.2SN BK BX | C.173 |
| 1838340000 | SL-SMT 5.08/15/180G 3.2SN BK BX | C.173 |
| 1838350000 | SL-SMT 5.08/16/180G 3.2SN BK BX | C.173 |
| 1838360000 | SL-SMT 5.08/17/180G 3.2SN BK BX | C.173 |
| 1838370000 | SL-SMT 5.08/18/180G 3.2SN BK BX | C.173 |
| 1838380000 | SL-SMT 5.08/19/180G 3.2SN BK BX | C.173 |
| 1838390000 | SL-SMT 5.08/20/180G 3.2SN BK BX | C.173 |
| 1838400000 | SL-SMT 5.08/21/180G 3.2SN BK BX | C.173 |
| 1838410000 | SL-SMT 5.08/22/180G 3.2SN BK BX | C.173 |
| 1838420000 | SL-SMT 5.08/23/180G 3.2SN BK BX | C.173 |
| 1838430000 | SL-SMT 5.08/24/180G 3.2SN BK BX | C.173 |
| 1838440000 | SL-SMT 5.08/02/180LF 3.2SN BK BX | C.176 |
| 1838450000 | SL-SMT 5.08/03/180LF 3.2SN BK BX | C.176 |
| 1838460000 | SL-SMT 5.08/04/180LF 3.2SN BK BX | C.176 |
| 1838470000 | SL-SMT 5.08/05/180LF 3.2SN BK BX | C.176 |
| 1838480000 | SL-SMT 5.08/06/180LF 3.2SN BK BX | C.176 |
| 1838490000 | SL-SMT 5.08/07/180LF 3.2SN BK BX | C.176 |
| 1838500000 | SL-SMT 5.08/08/180LF 3.2SN BK BX | C.176 |
| 1838510000 | SL-SMT 5.08/09/180LF 3.2SN BK BX | C.176 |
| 1838520000 | SL-SMT 5.08/10/180LF 3.2SN BK BX | C.176 |
| 1838530000 | SL-SMT 5.08/11/180LF 3.2SN BK BX | C.176 |
| 1838540000 | SL-SMT 5.08/12/180LF 3.2SN BK BX | C.176 |
| 1838550000 | SL-SMT 5.08/13/180LF 3.2SN BK BX | C.176 |
| 1838560000 | SL-SMT 5.08/14/180LF 3.2SN BK BX | C.176 |
| 1838570000 | SL-SMT 5.08/15/180LF 3.2SN BK BX | C.176 |
| 1838580000 | SL-SMT 5.08/16/180LF 3.2SN BK BX | C.176 |
| 1838590000 | SL-SMT 5.08/17/180LF 3.2SN BK BX | C.176 |
| 1838600000 | SL-SMT 5.08/18/180LF 3.2SN BK BX | C.176 |
| 1838610000 | SL-SMT 5.08/19/180LF 3.2SN BK BX | C.176 |
| 1838620000 | SL-SMT 5.08/20/180LF 3.2SN BK BX | C.176 |
| 1838630000 | SL-SMT 5.08/21/180LF 3.2SN BK BX | C.176 |
| 1838640000 | SL-SMT 5.08/22/180LF 3.2SN BK BX | C.176 |
| 1838650000 | SL-SMT 5.08/23/180LF 3.2SN BK BX | C.176 |
| 1838660000 | SL-SMT 5.08/24/180LF 3.2SN BK BX | C.176 |
| 1839770000 | BLZ 5.08/04/180QV2 SN OR BX | C.218 |
| 1839780000 | BLZ 5.08/04/180QV2 SN BK BX | C.218 |
| 1839890000 | SL-SMT 5.00/02/90 3.2SN BK BX | C.134 |
| 1839900000 | SL-SMT 5.00/03/90 3.2SN BK BX | C.134 |
| 1839910000 | SL-SMT 5.00/04/90 3.2SN BK BX | C.134 |
| 1839920000 | SL-SMT 5.00/05/90 3.2SN BK BX | C.134 |
| 1839930000 | SL-SMT 5.00/06/90 3.2SN BK BX | C.134 |
| 1839940000 | SL-SMT 5.00/07/90 3.2SN BK BX | C.134 |
| 1839950000 | SL-SMT 5.00/08/90 3.2SN BK BX | C.134 |
| 1839960000 | SL-SMT 5.00/09/90 3.2SN BK BX | C.134 |





«ЭЛЕКТРО-ПРОФИ» - http://www.ep.ru

| Order No. | Type | Page |
|---|---|---|
| 1839970000 | SL-SMT 5.00/10/90 3.2SN BK BX | C.134 |
| 1839980000 | SL-SMT 5.00/11/90 3.2SN BK BX | C.134 |
| 1839990000 | SL-SMT 5.00/12/90 3.2SN BK BX | C.134 |

# 1840000000

| Order No. | Type | Page |
|---|---|---|
| 1840000000 | SL-SMT 5.00/13/90 3.2SN BK BX | C.134 |
| 1840010000 | SL-SMT 5.00/14/90 3.2SN BK BX | C.134 |
| 1840020000 | SL-SMT 5.00/15/90 3.2SN BK BX | C.134 |
| 1840030000 | SL-SMT 5.00/16/90 3.2SN BK BX | C.134 |
| 1840040000 | SL-SMT 5.00/17/90 3.2SN BK BX | C.134 |
| 1840050000 | SL-SMT 5.00/18/90 3.2SN BK BX | C.134 |
| 1840060000 | SL-SMT 5.00/19/90 3.2SN BK BX | C.134 |
| 1840070000 | SL-SMT 5.00/20/90 3.2SN BK BX | C.134 |
| 1840080000 | SL-SMT 5.00/21/90 3.2SN BK BX | C.134 |
| 1840090000 | SL-SMT 5.00/22/90 3.2SN BK BX | C.134 |
| 1840100000 | SL-SMT 5.00/23/90 3.2SN BK BX | C.134 |
| 1840110000 | SL-SMT 5.00/24/90 3.2SN BK BX | C.134 |
| 1840120000 | SL-SMT 5.00/02/90G 3.2SN BK BX | C.135 |
| 1840130000 | SL-SMT 5.00/03/90G 3.2SN BK BX | C.135 |
| 1840140000 | SL-SMT 5.00/04/90G 3.2SN BK BX | C.135 |
| 1840150000 | SL-SMT 5.00/05/90G 3.2SN BK BX | C.135 |
| 1840160000 | SL-SMT 5.00/06/90G 3.2SN BK BX | C.135 |
| 1840170000 | SL-SMT 5.00/07/90G 3.2SN BK BX | C.135 |
| 1840180000 | SL-SMT 5.00/08/90G 3.2SN BK BX | C.135 |
| 1840190000 | SL-SMT 5.00/09/90G 3.2SN BK BX | C.135 |
| 1840200000 | SL-SMT 5.00/10/90G 3.2SN BK BX | C.135 |
| 1840210000 | SL-SMT 5.00/11/90G 3.2SN BK BX | C.135 |
| 1840220000 | SL-SMT 5.00/12/90G 3.2SN BK BX | C.135 |
| 1840230000 | SL-SMT 5.00/13/90G 3.2SN BK BX | C.135 |
| 1840240000 | SL-SMT 5.00/14/90G 3.2SN BK BX | C.135 |
| 1840250000 | SL-SMT 5.00/15/90G 3.2SN BK BX | C.135 |
| 1840260000 | SL-SMT 5.00/16/90G 3.2SN BK BX | C.135 |
| 1840270000 | SL-SMT 5.00/17/90G 3.2SN BK BX | C.135 |
| 1840280000 | SL-SMT 5.00/18/90G 3.2SN BK BX | C.135 |
| 1840290000 | SL-SMT 5.00/19/90G 3.2SN BK BX | C.135 |
| 1840300000 | SL-SMT 5.00/20/90G 3.2SN BK BX | C.135 |
| 1840310000 | SL-SMT 5.00/21/90G 3.2SN BK BX | C.135 |
| 1840320000 | SL-SMT 5.00/22/90G 3.2SN BK BX | C.135 |
| 1840330000 | SL-SMT 5.00/23/90G 3.2SN BK BX | C.135 |
| 1840340000 | SL-SMT 5.00/24/90G 3.2SN BK BX | C.135 |
| 1840350000 | SL-SMT 5.00/02/90LF 3.2SN BK BX | C.136 |
| 1840360000 | SL-SMT 5.00/03/90LF 3.2SN BK BX | C.136 |
| 1840370000 | SL-SMT 5.00/04/90LF 3.2SN BK BX | C.136 |
| 1840380000 | SL-SMT 5.00/05/90LF 3.2SN BK BX | C.136 |
| 1840390000 | SL-SMT 5.00/06/90LF 3.2SN BK BX | C.136 |
| 1840400000 | SL-SMT 5.00/07/90LF 3.2SN BK BX | C.136 |
| 1840410000 | SL-SMT 5.00/08/90LF 3.2SN BK BX | C.136 |
| 1840420000 | SL-SMT 5.00/09/90LF 3.2SN BK BX | C.136 |
| 1840430000 | SL-SMT 5.00/10/90LF 3.2SN BK BX | C.136 |
| 1840440000 | SL-SMT 5.00/11/90LF 3.2SN BK BX | C.136 |
| 1840450000 | SL-SMT 5.00/12/90LF 3.2SN BK BX | C.136 |
| 1840460000 | SL-SMT 5.00/13/90LF 3.2SN BK BX | C.136 |
| 1840470000 | SL-SMT 5.00/14/90LF 3.2SN BK BX | C.136 |
| 1840480000 | SL-SMT 5.00/15/90LF 3.2SN BK BX | C.136 |
| 1840490000 | SL-SMT 5.00/16/90LF 3.2SN BK BX | C.136 |
| 1840500000 | SL-SMT 5.00/17/90LF 3.2SN BK BX | C.136 |
| 1840510000 | SL-SMT 5.00/18/90LF 3.2SN BK BX | C.136 |
| 1840520000 | SL-SMT 5.00/19/90LF 3.2SN BK BX | C.136 |
| 1840530000 | SL-SMT 5.00/20/90LF 3.2SN BK BX | C.136 |
| 1840540000 | SL-SMT 5.00/21/90LF 3.2SN BK BX | C.136 |
| 1840550000 | SL-SMT 5.00/22/90LF 3.2SN BK BX | C.136 |
| 1840560000 | SL-SMT 5.00/23/90LF 3.2SN BK BX | C.136 |
| 1840570000 | SL-SMT 5.00/24/90LF 3.2SN BK BX | C.136 |
| 1840920000 | SL-SMT 5.00/02/180 3.2SN BK BX | C.138 |
| 1840930000 | SL-SMT 5.00/03/180 3.2SN BK BX | C.138 |
| 1840940000 | SL-SMT 5.00/04/180 3.2SN BK BX | C.138 |
| 1840950000 | SL-SMT 5.00/05/180 3.2SN BK BX | C.138 |
| 1840960000 | SL-SMT 5.00/06/180 3.2SN BK BX | C.138 |
| 1840970000 | SL-SMT 5.00/07/180 3.2SN BK BX | C.138 |
| 1840980000 | SL-SMT 5.00/08/180 3.2SN BK BX | C.138 |
| 1840990000 | SL-SMT 5.00/09/180 3.2SN BK BX | C.138 |
| 1841000000 | SL-SMT 5.00/10/180 3.2SN BK BX | C.138 |
| 1841020000 | SL-SMT 5.00/11/180 3.2SN BK BX | C.138 |
| 1841030000 | SL-SMT 5.00/12/180 3.2SN BK BX | C.138 |
| 1841040000 | SL-SMT 5.00/13/180 3.2SN BK BX | C.138 |
| 1841050000 | SL-SMT 5.00/14/180 3.2SN BK BX | C.138 |
| 1841060000 | SL-SMT 5.00/15/180 3.2SN BK BX | C.138 |
| 1841070000 | SL-SMT 5.00/16/180 3.2SN BK BX | C.138 |
| 1841080000 | SL-SMT 5.00/17/180 3.2SN BK BX | C.138 |
| 1841090000 | SL-SMT 5.00/18/180 3.2SN BK BX | C.138 |
| 1841100000 | SL-SMT 5.00/19/180 3.2SN BK BX | C.138 |
| 1841110000 | SL-SMT 5.00/20/180 3.2SN BK BX | C.138 |
| 1841120000 | SL-SMT 5.00/21/180 3.2SN BK BX | C.138 |
| 1841130000 | SL-SMT 5.00/22/180 3.2SN BK BX | C.138 |
| 1841140000 | SL-SMT 5.00/23/180 3.2SN BK BX | C.138 |
| 1841150000 | SL-SMT 5.00/24/180 3.2SN BK BX | C.138 |
| 1841160000 | SL-SMT 5.00/02/180G 3.2SN BK BX | C.139 |
| 1841170000 | SL-SMT 5.00/03/180G 3.2SN BK BX | C.139 |
| 1841180000 | SL-SMT 5.00/04/180G 3.2SN BK BX | C.139 |
| 1841190000 | SL-SMT 5.00/05/180G 3.2SN BK BX | C.139 |
| 1841200000 | SL-SMT 5.00/06/180G 3.2SN BK BX | C.139 |
| 1841210000 | SL-SMT 5.00/07/180G 3.2SN BK BX | C.139 |
| 1841220000 | SL-SMT 5.00/08/180G 3.2SN BK BX | C.139 |
| 1841230000 | SL-SMT 5.00/09/180G 3.2SN BK BX | C.139 |
| 1841240000 | SL-SMT 5.00/10/180G 3.2SN BK BX | C.139 |
| 1841250000 | SL-SMT 5.00/11/180G 3.2SN BK BX | C.139 |
| 1841260000 | SL-SMT 5.00/12/180G 3.2SN BK BX | C.139 |
| 1841270000 | SL-SMT 5.00/13/180G 3.2SN BK BX | C.139 |
| 1841280000 | SL-SMT 5.00/14/180G 3.2SN BK BX | C.139 |
| 1841290000 | SL-SMT 5.00/15/180G 3.2SN BK BX | C.139 |
| 1841300000 | SL-SMT 5.00/16/180G 3.2SN BK BX | C.139 |
| 1841310000 | SL-SMT 5.00/17/180G 3.2SN BK BX | C.139 |
| 1841320000 | SL-SMT 5.00/18/180G 3.2SN BK BX | C.139 |
| 1841330000 | SL-SMT 5.00/19/180G 3.2SN BK BX | C.139 |
| 1841340000 | SL-SMT 5.00/20/180G 3.2SN BK BX | C.139 |
| 1841350000 | SL-SMT 5.00/21/180G 3.2SN BK BX | C.139 |
| 1841360000 | SL-SMT 5.00/22/180G 3.2SN BK BX | C.139 |
| 1841370000 | SL-SMT 5.00/23/180G 3.2SN BK BX | C.139 |
| 1841380000 | SL-SMT 5.00/24/180G 3.2SN BK BX | C.139 |
| 1841390000 | SL-SMT 5.00/02/180LF 3.2SN BK BX | C.140 |
| 1841400000 | SL-SMT 5.00/03/180LF 3.2SN BK BX | C.140 |
| 1841410000 | SL-SMT 5.00/04/180LF 3.2SN BK BX | C.140 |
| 1841420000 | SL-SMT 5.00/05/180LF 3.2SN BK BX | C.140 |
| 1841430000 | SL-SMT 5.00/06/180LF 3.2SN BK BX | C.140 |
| 1841440000 | SL-SMT 5.00/07/180LF 3.2SN BK BX | C.140 |
| 1841450000 | SL-SMT 5.00/08/180LF 3.2SN BK BX | C.140 |
| 1841460000 | SL-SMT 5.00/09/180LF 3.2SN BK BX | C.140 |
| 1841470000 | SL-SMT 5.00/10/180LF 3.2SN BK BX | C.140 |
| 1841480000 | SL-SMT 5.00/11/180LF 3.2SN BK BX | C.140 |
| 1841490000 | SL-SMT 5.00/12/180LF 3.2SN BK BX | C.140 |
| 1841500000 | SL-SMT 5.00/13/180LF 3.2SN BK BX | C.140 |
| 1841510000 | SL-SMT 5.00/14/180LF 3.2SN BK BX | C.140 |
| 1841520000 | SL-SMT 5.00/15/180LF 3.2SN BK BX | C.140 |
| 1841530000 | SL-SMT 5.00/16/180LF 3.2SN BK BX | C.140 |
| 1841540000 | SL-SMT 5.00/17/180LF 3.2SN BK BX | C.140 |
| 1841550000 | SL-SMT 5.00/18/180LF 3.2SN BK BX | C.140 |
| 1841560000 | SL-SMT 5.00/19/180LF 3.2SN BK BX | C.140 |
| 1841570000 | SL-SMT 5.00/20/180LF 3.2SN BK BX | C.140 |
| 1841580000 | SL-SMT 5.00/21/180LF 3.2SN BK BX | C.140 |
| 1841590000 | SL-SMT 5.00/22/180LF 3.2SN BK BX | C.140 |
| 1841600000 | SL-SMT 5.00/23/180LF 3.2SN BK BX | C.140 |
| 1841610000 | SL-SMT 5.00/24/180LF 3.2SN BK BX | C.140 |
| 1841630000 | SL-SMT 3.50/02/90G 3.2SN BK BX | C.26 |
| 1841640000 | SL-SMT 3.50/03/90G 3.2SN BK BX | C.26 |
| 1841650000 | SL-SMT 3.50/04/90G 3.2SN BK BX | C.26 |
| 1841660000 | SL-SMT 3.50/05/90G 3.2SN BK BX | C.26 |
| 1841670000 | SL-SMT 3.50/06/90G 3.2SN BK BX | C.26 |
| 1841680000 | SL-SMT 3.50/07/90G 3.2SN BK BX | C.26 |
| 1841690000 | SL-SMT 3.50/08/90G 3.2SN BK BX | C.26 |
| 1841700000 | SL-SMT 3.50/09/90G 3.2SN BK BX | C.26 |
| 1841710000 | SL-SMT 3.50/10/90G 3.2SN BK BX | C.26 |
| 1841720000 | SL-SMT 3.50/11/90G 3.2SN BK BX | C.26 |
| 1841730000 | SL-SMT 3.50/12/90G 3.2SN BK BX | C.26 |
| 1841740000 | SL-SMT 3.50/13/90G 3.2SN BK BX | C.26 |
| 1841750000 | SL-SMT 3.50/14/90G 3.2SN BK BX | C.26 |
| 1841760000 | SL-SMT 3.50/15/90G 3.2SN BK BX | C.26 |
| 1841770000 | SL-SMT 3.50/16/90G 3.2SN BK BX | C.26 |
| 1841780000 | SL-SMT 3.50/17/90G 3.2SN BK BX | C.26 |
| 1841790000 | SL-SMT 3.50/18/90G 3.2SN BK BX | C.26 |
| 1841800000 | SL-SMT 3.50/19/90G 3.2SN BK BX | C.26 |
| 1841810000 | SL-SMT 3.50/20/90G 3.2SN BK BX | C.26 |
| 1841820000 | SL-SMT 3.50/21/90G 3.2SN BK BX | C.26 |
| 1841830000 | SL-SMT 3.50/22/90G 3.2SN BK BX | C.26 |
| 1841840000 | SL-SMT 3.50/23/90G 3.2SN BK BX | C.26 |
| 1841850000 | SL-SMT 3.50/24/90G 3.2SN BK BX | C.26 |
| 1841860000 | SL-SMT 3.50/02/90LF 3.2SN BK BX | C.27 |
| 1841870000 | SL-SMT 3.50/03/90LF 3.2SN BK BX | C.27 |
| 1841880000 | SL-SMT 3.50/04/90LF 3.2SN BK BX | C.27 |
| 1841890000 | SL-SMT 3.50/05/90LF 3.2SN BK BX | C.27 |
| 1841900000 | SL-SMT 3.50/06/90LF 3.2SN BK BX | C.27 |
| 1841910000 | SL-SMT 3.50/07/90LF 3.2SN BK BX | C.27 |
| 1841920000 | SL-SMT 3.50/08/90LF 3.2SN BK BX | C.27 |
| 1841930000 | SL-SMT 3.50/09/90LF 3.2SN BK BX | C.27 |
| 1841940000 | SL-SMT 3.50/10/90LF 3.2SN BK BX | C.27 |
| 1841950000 | SL-SMT 3.50/11/90LF 3.2SN BK BX | C.27 |
| 1841960000 | SL-SMT 3.50/13/90LF 3.2SN BK BX | C.27 |
| 1841970000 | SL-SMT 3.50/14/90LF 3.2SN BK BX | C.27 |
| 1841980000 | SL-SMT 3.50/15/90LF 3.2SN BK BX | C.27 |
| 1841990000 | SL-SMT 3.50/16/90LF 3.2SN BK BX | C.27 |
| 1842000000 | SL-SMT 3.50/17/90LF 3.2SN BK BX | C.27 |
| 1842010000 | SL-SMT 3.50/18/90LF 3.2SN BK BX | C.27 |
| 1842020000 | SL-SMT 3.50/19/90LF 3.2SN BK BX | C.27 |
| 1842030000 | SL-SMT 3.50/20/90LF 3.2SN BK BX | C.27 |
| 1842040000 | SL-SMT 3.50/21/90LF 3.2SN BK BX | C.27 |
| 1842050000 | SL-SMT 3.50/22/90LF 3.2SN BK BX | C.27 |
| 1842060000 | SL-SMT 3.50/23/90LF 3.2SN BK BX | C.27 |
| 1842070000 | SL-SMT 3.50/24/90LF 3.2SN BK BX | C.27 |
| 1842080000 | SL-SMT 3.50/02/90F 3.2SN BK BX | C.28 |
| 1842090000 | SL-SMT 3.50/03/90F 3.2SN BK BX | C.28 |
| 1842100000 | SL-SMT 3.50/04/90F 3.2SN BK BX | C.28 |
| 1842110000 | SL-SMT 3.50/05/90F 3.2SN BK BX | C.28 |
| 1842120000 | SL-SMT 3.50/06/90F 3.2SN BK BX | C.28 |
| 1842130000 | SL-SMT 3.50/07/90F 3.2SN BK BX | C.28 |
| 1842140000 | SL-SMT 3.50/08/90F 3.2SN BK BX | C.28 |
| 1842150000 | SL-SMT 3.50/09/90F 3.2SN BK BX | C.28 |
| 1842160000 | SL-SMT 3.50/10/90F 3.2SN BK BX | C.28 |
| 1842170000 | SL-SMT 3.50/11/90F 3.2SN BK BX | C.28 |
| 1842180000 | SL-SMT 3.50/12/90F 3.2SN BK BX | C.28 |
| 1842190000 | SL-SMT 3.50/13/90F 3.2SN BK BX | C.28 |
| 1842200000 | SL-SMT 3.50/14/90F 3.2SN BK BX | C.28 |
| 1842210000 | SL-SMT 3.50/15/90F 3.2SN BK BX | C.28 |
| 1842220000 | SL-SMT 3.50/16/90F 3.2SN BK BX | C.28 |
| 1842230000 | SL-SMT 3.50/17/90F 3.2SN BK BX | C.28 |
| 1842240000 | SL-SMT 3.50/18/90F 3.2SN BK BX | C.28 |
| 1842250000 | SL-SMT 3.50/19/90F 3.2SN BK BX | C.28 |
| 1842260000 | SL-SMT 3.50/20/90F 3.2SN BK BX | C.28 |
| 1842270000 | SL-SMT 3.50/21/90F 3.2SN BK BX | C.28 |
| 1842280000 | SL-SMT 3.50/22/90F 3.2SN BK BX | C.28 |
| 1842290000 | SL-SMT 3.50/23/90F 3.2SN BK BX | C.28 |
| 1842300000 | SL-SMT 3.50/24/90F 3.2SN BK BX | C.28 |
| 1842320000 | SL-SMT 3.50/02/180G 3.2SN BK BX | C.30 |
| 1842330000 | SL-SMT 3.50/03/180G 3.2SN BK BX | C.30 |
| 1842340000 | SL-SMT 3.50/04/180G 3.2SN BK BX | C.30 |
| 1842350000 | SL-SMT 3.50/05/180G 3.2SN BK BX | C.30 |
| 1842360000 | SL-SMT 3.50/06/180G 3.2SN BK BX | C.30 |
| 1842370000 | SL-SMT 3.50/07/180G 3.2SN BK BX | C.30 |
| 1842380000 | SL-SMT 3.50/08/180G 3.2SN BK BX | C.30 |
| 1842390000 | SL-SMT 3.50/09/180G 3.2SN BK BX | C.30 |
| 1842400000 | SL-SMT 3.50/11/180G 3.2SN BK BX | C.30 |
| 1842410000 | SL-SMT 3.50/12/180G 3.2SN BK BX | C.30 |
| 1842420000 | SL-SMT 3.50/13/180G 3.2SN BK BX | C.30 |
| 1842430000 | SL-SMT 3.50/14/180G 3.2SN BK BX | C.30 |
| 1842440000 | SL-SMT 3.50/15/180G 3.2SN BK BX | C.30 |
| 1842450000 | SL-SMT 3.50/16/180G 3.2SN BK BX | C.30 |
| 1842460000 | SL-SMT 3.50/17/180G 3.2SN BK BX | C.30 |
| 1842470000 | SL-SMT 3.50/18/180G 3.2SN BK BX | C.30 |
| 1842480000 | SL-SMT 3.50/19/180G 3.2SN BK BX | C.30 |
| 1842490000 | SL-SMT 3.50/20/180G 3.2SN BK BX | C.30 |
| 1842500000 | SL-SMT 3.50/21/180G 3.2SN BK BX | C.30 |
| 1842510000 | SL-SMT 3.50/22/180G 3.2SN BK BX | C.30 |
| 1842520000 | SL-SMT 3.50/23/180G 3.2SN BK BX | C.30 |
| 1842530000 | SL-SMT 3.50/24/180G 3.2SN BK BX | C.30 |
| 1842540000 | SL-SMT 3.50/02/180LF 3.2SN BK BX | C.31 |
| 1842550000 | SL-SMT 3.50/03/180LF 3.2SN BK BX | C.31 |
| 1842560000 | SL-SMT 3.50/04/180LF 3.2SN BK BX | C.31 |
| 1842570000 | SL-SMT 3.50/05/180LF 3.2SN BK BX | C.31 |
| 1842580000 | SL-SMT 3.50/06/180LF 3.2SN BK BX | C.31 |
| 1842590000 | SL-SMT 3.50/07/180LF 3.2SN BK BX | C.31 |
| 1842600000 | SL-SMT 3.50/08/180LF 3.2SN BK BX | C.31 |
| 1842610000 | SL-SMT 3.50/09/180LF 3.2SN BK BX | C.31 |
| 1842620000 | SL-SMT 3.50/10/180LF 3.2SN BK BX | C.31 |
| 1842630000 | SL-SMT 3.50/11/180LF 3.2SN BK BX | C.31 |
| 1842640000 | SL-SMT 3.50/12/180LF 3.2SN BK BX | C.31 |
| 1842650000 | SL-SMT 3.50/13/180LF 3.2SN BK BX | C.31 |
| 1842660000 | SL-SMT 3.50/14/180LF 3.2SN BK BX | C.31 |
| 1842670000 | SL-SMT 3.50/15/180LF 3.2SN BK BX | C.31 |
| 1842680000 | SL-SMT 3.50/16/180LF 3.2SN BK BX | C.31 |
| 1842690000 | SL-SMT 3.50/17/180LF 3.2SN BK BX | C.31 |
| 1842700000 | SL-SMT 3.50/18/180LF 3.2SN BK BX | C.31 |
| 1842710000 | SL-SMT 3.50/19/180LF 3.2SN BK BX | C.31 |
| 1842720000 | SL-SMT 3.50/20/180LF 3.2SN BK BX | C.31 |
| 1842730000 | SL-SMT 3.50/21/180LF 3.2SN BK BX | C.31 |
| 1842740000 | SL-SMT 3.50/22/180LF 3.2SN BK BX | C.31 |
| 1842750000 | SL-SMT 3.50/23/180LF 3.2SN BK BX | C.31 |
| 1842760000 | SL-SMT 3.50/24/180LF 3.2SN BK BX | C.31 |
| 1842770000 | SL-SMT 3.50/02/180F 3.2SN BK BX | C.29 |
| 1842780000 | SL-SMT 3.50/03/180F 3.2SN BK BX | C.29 |
| 1842790000 | SL-SMT 3.50/04/180F 3.2SN BK BX | C.29 |
| 1842800000 | SL-SMT 3.50/05/180F 3.2SN BK BX | C.29 |
| 1842810000 | SL-SMT 3.50/06/180F 3.2SN BK BX | C.29 |
| 1842820000 | SL-SMT 3.50/07/180F 3.2SN BK BX | C.29 |
| 1842830000 | SL-SMT 3.50/08/180F 3.2SN BK BX | C.29 |
| 1842840000 | SL-SMT 3.50/09/180F 3.2SN BK BX | C.29 |
| 1842850000 | SL-SMT 3.50/10/180F 3.2SN BK BX | C.29 |
| 1842860000 | SL-SMT 3.50/11/180F 3.2SN BK BX | C.29 |
| 1842870000 | SL-SMT 3.50/12/180F 3.2SN BK BX | C.29 |
| 1842880000 | SL-SMT 3.50/13/180F 3.2SN BK BX | C.29 |
| 1842890000 | SL-SMT 3.50/14/180F 3.2SN BK BX | C.29 |
| 1842900000 | SL-SMT 3.50/15/180F 3.2SN BK BX | C.29 |
| 1842910000 | SL-SMT 3.50/16/180F 3.2SN BK BX | C.29 |
| 1842920000 | SL-SMT 3.50/17/180F 3.2SN BK BX | C.29 |
| 1842930000 | SL-SMT 3.50/18/180F 3.2SN BK BX | C.29 |
| 1842940000 | SL-SMT 3.50/19/180F 3.2SN BK BX | C.29 |
| 1842950000 | SL-SMT 3.50/20/180F 3.2SN BK BX | C.29 |
| 1842960000 | SL-SMT 3.50/21/180F 3.2SN BK BX | C.29 |
| 1842970000 | SL-SMT 3.50/22/180F 3.2SN BK BX | C.29 |
| 1842980000 | SL-SMT 3.50/23/180F 3.2SN BK BX | C.29 |
| 1842990000 | SL-SMT 3.50/24/180F 3.2SN BK BX | C.29 |
| 1843150000 | LP 5.08/05/135 3.2 OR | B.25 |
| 1843160000 | LP 5.08/07/135 3.2 OR | B.25 |
| 1843170000 | LP 5.08/09/135 3.2 OR | B.25 |
| 1843180000 | LP 5.08/10/135 3.2 OR | B.25 |
| 1843190000 | LP 5.08/11/135 3.2 OR | B.25 |
| 1843200000 | LP 5.08/12/135 3.2 OR | B.25 |
| 1843210000 | LP5.00/5/135 3.2 OR | B.23 |
| 1843220000 | LP5.00/6/135 3.2 OR | B.23 |
| 1843230000 | LP5.00/7/135 3.2 OR | B.23 |
| 1843240000 | LP5.00/8/135 3.2 OR | B.23 |
| 1843250000 | LP5.00/9/135 3.2 OR | B.23 |
| 1843260000 | LP5.00/10/135 3.2 OR | B.23 |
| 1843270000 | LP5.00/11/135 3.2 OR | B.23 |
| 1843280000 | LP5.00/12/135 3.2 OR | B.23 |
| 1843750000 | BLL 5.08/02/90FI 3.2SN OR BX | C.237 |
| 1843760000 | BLL 5.08/03/90FI 3.2SN OR BX | C.237 |
| 1843770000 | BLL 5.08/04/90FI 3.2SN OR BX | C.237 |
| 1843780000 | BLL 5.08/05/90FI 3.2SN OR BX | C.237 |
| 1843790000 | BLL 5.08/06/90FI 3.2SN OR BX | C.237 |
| 1843800000 | BLL 5.08/07/90FI 3.2SN OR BX | C.237 |
| 1843810000 | BLL 5.08/08/90FI 3.2SN OR BX | C.237 |
| 1843820000 | BLL 5.08/09/90FI 3.2SN OR BX | C.237 |
| 1843830000 | BLL 5.08/10/90FI 3.2SN OR BX | C.237 |
| 1843840000 | BLL 5.08/11/90FI 3.2SN OR BX | C.237 |
| 1843850000 | BLL 5.08/12/90FI 3.2SN OR BX | C.237 |
| 1843860000 | BLL 5.08/13/90FI 3.2SN OR BX | C.237 |
| 1843870000 | BLL 5.08/14/90FI 3.2SN OR BX | C.237 |
| 1843880000 | BLL 5.08/15/90FI 3.2SN OR BX | C.237 |
| 1843890000 | BLL 5.08/16/90FI 3.2SN OR BX | C.237 |
| 1843900000 | BLL 5.08/17/90FI 3.2SN OR BX | C.237 |
| 1843910000 | BLL 5.08/18/90FI 3.2SN OR BX | C.237 |





«ЭЛЕКТРО-ПРОФИ» - http://www.ep.ru

| Order No. | Type | Page |
|---|---|---|
| 1843920000 | BLL 5.08/19/90FI 3.2SN OR BX | C.237 |
| 1843930000 | BLL 5.08/20/90FI 3.2SN OR BX | C.237 |
| 1843940000 | BLL 5.08/21/90FI 3.2SN OR BX | C.237 |
| 1843950000 | BLL 5.08/22/90FI 3.2SN OR BX | C.237 |
| 1843960000 | BLL 5.08/23/90FI 3.2SN OR BX | C.237 |
| 1843970000 | BLL 5.08/24/90FI 3.2SN OR BX | C.237 |
| 1843990000 | BLT 5.08/02/180F SN OR BX | C.217 |
| 1844000000 | BLT 5.08/03/180F SN OR BX | C.217 |
| 1844010000 | BLT 5.08/04/180F SN OR BX | C.217 |
| 1844020000 | BLT 5.08/05/180F SN OR BX | C.217 |
| 1844030000 | BLT 5.08/06/180F SN OR BX | C.217 |
| 1844040000 | BLT 5.08/07/180F SN OR BX | C.217 |
| 1844050000 | BLT 5.08/08/180F SN OR BX | C.217 |
| 1844060000 | BLT 5.08/09/180F SN OR BX | C.217 |
| 1844070000 | BLT 5.08/10/180F SN OR BX | C.217 |
| 1844080000 | BLT 5.08/11/180F SN OR BX | C.217 |
| 1844090000 | BLT 5.08/12/180F SN OR BX | C.217 |
| 1844100000 | BLT 5.08/13/180F SN OR BX | C.217 |
| 1844110000 | BLT 5.08/14/180F SN OR BX | C.217 |
| 1844120000 | BLT 5.08/15/180F SN OR BX | C.217 |
| 1844130000 | BLT 5.08/16/180F SN OR BX | C.217 |
| 1844140000 | BLT 5.08/17/180F SN OR BX | C.217 |
| 1844150000 | BLT 5.08/18/180F SN OR BX | C.217 |
| 1844160000 | BLT 5.08/19/180F SN OR BX | C.217 |
| 1844170000 | BLT 5.08/20/180F SN OR BX | C.217 |
| 1844180000 | BLT 5.08/21/180F SN OR BX | C.217 |
| 1844190000 | BLT 5.08/22/180F SN OR BX | C.217 |
| 1844200000 | BLT 5.08/23/180F SN OR BX | C.217 |
| 1844210000 | BLT 5.08/24/180F SN OR BX | C.217 |
| 1844220000 | BLT 5.08/02/180F SN BK BX | C.217 |
| 1844230000 | BLT 5.08/03/180F SN BK BX | C.217 |
| 1844240000 | BLT 5.08/04/180F SN BK BX | C.217 |
| 1844250000 | BLT 5.08/05/180F SN BK BX | C.217 |
| 1844260000 | BLT 5.08/06/180F SN BK BX | C.217 |
| 1844270000 | BLT 5.08/07/180F SN BK BX | C.217 |
| 1844280000 | BLT 5.08/08/180F SN BK BX | C.217 |
| 1844290000 | BLT 5.08/09/180F SN BK BX | C.217 |
| 1844300000 | BLT 5.08/10/180F SN BK BX | C.217 |
| 1844310000 | BLT 5.08/11/180F SN BK BX | C.217 |
| 1844320000 | BLT 5.08/12/180F SN BK BX | C.217 |
| 1844330000 | BLT 5.08/13/180F SN BK BX | C.217 |
| 1844340000 | BLT 5.08/14/180F SN BK BX | C.217 |
| 1844350000 | BLT 5.08/15/180F SN BK BX | C.217 |
| 1844360000 | BLT 5.08/16/180F SN BK BX | C.217 |
| 1844370000 | BLT 5.08/17/180F SN BK BX | C.217 |
| 1844380000 | BLT 5.08/18/180F SN BK BX | C.217 |
| 1844390000 | BLT 5.08/19/180F SN BK BX | C.217 |
| 1844400000 | BLT 5.08/20/180F SN BK BX | C.217 |
| 1844410000 | BLT 5.08/21/180F SN BK BX | C.217 |
| 1844420000 | BLT 5.08/22/180F SN BK BX | C.217 |
| 1844430000 | BLT 5.08/23/180F SN BK BX | C.217 |
| 1844440000 | BLT 5.08/24/180F SN BK BX | C.217 |
| 1844450000 | LP 5.08/19/90 3.2SN OR BX | B.24 |
| 1844460000 | LP 5.08/22/90 3.2SN OR BX | B.24 |
| 1844470000 | LP 5.08/23/90 3.2SN OR BX | B.24 |
| 1844480000 | LP 5.00/07/90 3.2SN OR BX | B.22 |
| 1844490000 | LP 5.00/11/90 3.2SN OR BX | B.22 |
| 1844500000 | BLZ 5.08/04/180FQV2 SN BK BX | C.219 |
| 1844510000 | LP2N 5.08/12/90 3.2SN OR BX | B.29 |
| 1844520000 | LP2N 5.08/14/90 3.2SN OR BX | B.29 |
| 1844530000 | LP2N 5.08/18/90 3.2SN OR BX | B.29 |
| 1844540000 | LP2N 5.08/22/90 3.2SN OR BX | B.29 |
| 1844550000 | LP2N 5.08/26/90 3.2SN OR BX | B.29 |
| 1844560000 | LP2N 5.08/28/90 3.2SN OR BX | B.29 |
| 1844570000 | LP2N 5.08/32/90 3.2SN OR BX | B.29 |
| 1844580000 | LP2N 5.08/34/90 3.2SN OR BX | B.29 |
| 1844590000 | LP2N 5.08/36/90 3.2SN OR BX | B.29 |
| 1844600000 | LP2N 5.08/38/90 3.2SN OR BX | B.29 |
| 1844610000 | LP2N 5.08/40/90 3.2SN OR BX | B.29 |
| 1844620000 | LP2N 5.08/42/90 3.2SN OR BX | B.29 |
| 1844630000 | LP2N 5.08/44/90 3.2SN OR BX | B.29 |
| 1844640000 | LP2N 5.08/46/90 3.2SN OR BX | B.29 |
| 1844650000 | LP2N 5.08/48/90 3.2SN OR BX | B.29 |
| 1844660000 | LP2HR 5.08/12/90 3.2SN OR BX | B.29 |
| 1844670000 | LP2HR 5.08/14/90 3.2SN OR BX | B.29 |
| 1844680000 | LP2HR 5.08/18/90 3.2SN OR BX | B.29 |
| 1844690000 | LP2HR 5.08/26/90 3.2SN OR BX | B.29 |
| 1844700000 | LP2HR 5.08/28/90 3.2SN OR BX | B.29 |
| 1844710000 | LP2HR 5.08/32/90 3.2SN OR BX | B.29 |
| 1844720000 | LP2HR 5.08/34/90 3.2SN OR BX | B.29 |
| 1844730000 | LP2HR 5.08/36/90 3.2SN OR BX | B.29 |
| 1844740000 | LP2HR 5.08/38/90 3.2SN OR BX | B.29 |
| 1844750000 | LP2HR 5.08/40/90 3.2SN OR BX | B.29 |
| 1844760000 | LP2HR 5.08/42/90 3.2SN OR BX | B.29 |
| 1844770000 | LP2HR 5.08/44/90 3.2SN OR BX | B.29 |
| 1844780000 | LP2HR 5.08/46/90 3.2SN OR BX | B.29 |
| 1844790000 | LP3R 5.08/21/90 3.2SN OR BX | B.30 |
| 1844800000 | LP3R 5.08/27/90 3.2SN OR BX | B.30 |
| 1844810000 | LP3R 5.08/33/90 3.2SN OR BX | B.30 |
| 1844820000 | LP3R 5.08/36/90 3.2SN OR BX | B.30 |
| 1844830000 | LP3R 5.08/39/90 3.2SN OR BX | B.30 |
| 1844840000 | LP3R 5.08/42/90 3.2SN OR BX | B.30 |
| 1844850000 | LP3R 5.08/45/90 3.2SN OR BX | B.30 |
| 1844860000 | LP3R 5.08/48/90 3.2SN OR BX | B.30 |
| 1844870000 | LP3R 5.08/51/90 3.2SN OR BX | B.30 |
| 1844880000 | LP3R 5.08/54/90 3.2SN OR BX | B.30 |
| 1844890000 | LP3R 5.08/57/90 3.2SN OR BX | B.30 |
| 1844900000 | LP3R 5.08/60/90 3.2SN OR BX | B.30 |
| 1844910000 | LP3R 5.08/63/90 3.2SN OR BX | B.30 |
| 1844920000 | LP3R 5.08/66/90 3.2SN OR BX | B.30 |
| 1844930000 | LP3R 5.08/69/90 3.2SN OR BX | B.30 |
| 1844940000 | LP3R 5.08/72/90 3.2SN OR BX | B.30 |
| 1845040000 | LM 3.50/04/90 3.2SN OR BX | B.8 |
| 1845050000 | LM 3.50/06/90 3.2SN OR BX | B.8 |
| 1845060000 | LM 3.50/07/90 3.2SN OR BX | B.8 |
| 1845070000 | LM 3.50/08/90 3.2SN OR BX | B.8 |
| 1845080000 | LM 3.50/09/90 3.2SN OR BX | B.8 |
| 1845090000 | LM 3.50/10/90 3.2SN OR BX | B.8 |
| 1845100000 | LM 3.50/11/90 3.2SN OR BX | B.8 |
| 1845110000 | LM 3.50/12/90 3.2SN OR BX | B.8 |
| 1845220000 | LM 3.50/04/135 3.2SN OR BX | B.9 |
| 1845230000 | LM 3.50/05/135 3.2SN OR BX | B.9 |
| 1845240000 | LM 3.50/06/135 3.2SN OR BX | B.9 |
| 1845250000 | LM 3.50/07/135 3.2SN OR BX | B.9 |
| 1845260000 | LM 3.50/08/135 3.2SN OR BX | B.9 |
| 1845270000 | LM 3.50/09/135 3.2SN OR BX | B.9 |
| 1845280000 | LM 3.50/10/135 3.2SN OR BX | B.9 |
| 1845290000 | LM 3.50/11/135 3.2SN OR BX | B.9 |
| 1845300000 | LM 3.50/12/135 3.2SN OR BX | B.9 |
| 1845310000 | LM 5.00/05/90 3.5SN OR BX | B.14 |
| 1845320000 | LM 5.00/06/90 3.5SN OR BX | B.14 |
| 1845330000 | LM 5.00/07/90 3.5SN OR BX | B.14 |
| 1845340000 | LM 5.00/08/90 3.5SN OR BX | B.14 |
| 1845350000 | LM 5.00/09/90 3.5SN OR BX | B.14 |
| 1845360000 | LM 5.00/10/90 3.5SN OR BX | B.14 |
| 1845370000 | LM 5.00/11/90 3.5SN OR BX | B.14 |
| 1845380000 | LM 5.00/12/90 3.5SN OR BX | B.14 |
| 1845390000 | LM 5.00/04/135 3.5SN OR BX | B.15 |
| 1845400000 | LM 5.00/05/135 3.5SN OR BX | B.15 |
| 1845410000 | LM 5.00/06/135 3.5SN OR BX | B.15 |
| 1845420000 | LM 5.00/07/135 3.5SN OR BX | B.15 |
| 1845430000 | LM 5.00/08/135 3.5SN OR BX | B.15 |
| 1845440000 | LM 5.00/09/135 3.5SN OR BX | B.15 |
| 1845450000 | LM 5.00/10/135 3.5SN OR BX | B.15 |
| 1845460000 | LM 5.00/11/135 3.5SN OR BX | B.15 |
| 1845470000 | LM 5.00/12/135 3.5SN OR BX | B.15 |
| 1845690000 | BCZ 3.81/07/90F SN BK BX | C.111 |
| 1846050000 | SLS 5.08/04/180TB RF15 SN OR BX | C.204 |
| 1846060000 | SLS 5.08/06/180TB RF15 SN OR BX | C.204 |
| 1846070000 | SLS 5.08/08/180TB RF15 SN OR BX | C.204 |
| 1846080000 | SLS 5.08/10/180TB RF15 SN OR BX | C.204 |
| 1846090000 | SLS 5.08/12/180TB RF15 SN OR BX | C.204 |
| 1846100000 | SLS 5.08/16/180TB RF15 SN OR BX | C.204 |
| 1846110000 | SLS 5.08/20/180TB RF15 SN OR BX | C.204 |
| 1846120000 | SLS 5.08/24/180TB RF15 SN OR BX | C.204 |
| 1846130000 | SLS 5.08/04/180TB KF SN OR BX | C.205 |
| 1846140000 | SLS 5.08/06/180TB KF SN OR BX | C.205 |
| 1846150000 | SLS 5.08/08/180TB KF SN OR BX | C.205 |
| 1846160000 | SLS 5.08/10/180TB KF SN OR BX | C.205 |
| 1846170000 | SLS 5.08/12/180TB KF SN OR BX | C.205 |
| 1846180000 | SLS 5.08/16/180TB KF SN OR BX | C.205 |
| 1846190000 | SLS 5.08/20/180TB KF SN OR BX | C.205 |
| 1846200000 | SLS 5.08/24/180TB KF SN OR BX | C.205 |
| 1846210000 | SLS 5.08/02/180FI SN OR BX | C.203 |
| 1846220000 | SLS 5.08/03/180FI SN OR BX | C.203 |
| 1846230000 | SLS 5.08/04/180FI SN OR BX | C.203 |
| 1846240000 | SLS 5.08/05/180FI SN OR BX | C.203 |
| 1846250000 | SLS 5.08/06/180FI SN OR BX | C.203 |
| 1846260000 | SLS 5.08/07/180FI SN OR BX | C.203 |
| 1846270000 | SLS 5.08/08/180FI SN OR BX | C.203 |
| 1846280000 | SLS 5.08/09/180FI SN OR BX | C.203 |
| 1846290000 | SLS 5.08/10/180FI SN OR BX | C.203 |
| 1846300000 | SLS 5.08/11/180FI SN OR BX | C.203 |
| 1846310000 | SLS 5.08/12/180FI SN OR BX | C.203 |
| 1846320000 | SLS 5.08/13/180FI SN OR BX | C.203 |
| 1846330000 | SLS 5.08/14/180FI SN OR BX | C.203 |
| 1846340000 | SLS 5.08/15/180FI SN OR BX | C.203 |
| 1846350000 | SLS 5.08/16/180FI SN OR BX | C.203 |
| 1846360000 | SLS 5.08/02/180F SN OR BX | C.203 |
| 1846370000 | SLS 5.08/03/180F SN OR BX | C.203 |
| 1846380000 | SLS 5.08/04/180F SN OR BX | C.203 |
| 1846390000 | SLS 5.08/05/180F SN OR BX | C.203 |
| 1846400000 | SLS 5.08/06/180F SN OR BX | C.203 |
| 1846410000 | SLS 5.08/07/180F SN OR BX | C.203 |
| 1846420000 | SLS 5.08/08/180F SN OR BX | C.203 |
| 1846430000 | SLS 5.08/09/180F SN OR BX | C.203 |
| 1846440000 | SLS 5.08/10/180F SN OR BX | C.203 |
| 1846450000 | SLS 5.08/11/180F SN OR BX | C.203 |
| 1846460000 | SLS 5.08/12/180F SN OR BX | C.203 |
| 1846470000 | SLS 5.08/13/180F SN OR BX | C.203 |
| 1846480000 | SLS 5.08/14/180F SN OR BX | C.203 |
| 1846490000 | SLS 5.08/15/180F SN OR BX | C.203 |
| 1846500000 | SLS 5.08/16/180F SN OR BX | C.203 |
| 1846870000 | BLZ 5.08/04/180FQV2 SN OR BX | C.219 |
| 1849730000 | B2L/S2L 3.5 KO OR | D.10 |
| 1849740000 | B2L/S2L 3.5 KO SW | D.10 |

# 1850000000

| Order No. | Type | Page |
|---|---|---|
| 1850880000 | SU 10.16HP/02/180SF 3.5AG BK BX | F.113 |
| 1850890000 | SU 10.16HP/03/180SF 3.5AG BK BX | F.113 |
| 1850900000 | SU 10.16HP/04/180SF 3.5AG BK BX | F.113 |
| 1850910000 | SU 10.16HP/05/180SF 3.5AG BK BX | F.113 |
| 1850920000 | SU 10.16HP/06/180SF 3.5AG BK BX | F.113 |
| 1850930000 | SU 10.16HP/07/180SF 3.5AG BK BX | F.113 |
| 1850940000 | SU 10.16HP/08/180SF 3.5AG BK BX | F.113 |
| 1850950000 | SU 10.16HP/09/180SF 3.5AG BK BX | F.113 |
| 1851040000 | SU 10.16HP/02/90SF 3.5AG BK BX | F.111 |
| 1851050000 | SU 10.16HP/03/90SF 3.5AG BK BX | F.111 |
| 1851060000 | SU 10.16HP/04/90SF 3.5AG BK BX | F.111 |
| 1851070000 | SU 10.16HP/05/90SF 3.5AG BK BX | F.111 |
| 1851080000 | SU 10.16HP/06/90SF 3.5AG BK BX | F.111 |
| 1851090000 | SU 10.16HP/07/90SF 3.5AG BK BX | F.111 |
| 1851100000 | SU 10.16HP/08/90SF 3.5AG BK BX | F.111 |
| 1851110000 | SU 10.16HP/09/90SF 3.5AG BK BX | F.111 |
| 1851120000 | SU 10.16HP/02/270SF 3.5AG BK BX | F.115 |
| 1851130000 | SU 10.16HP/03/270SF 3.5AG BK BX | F.115 |
| 1851140000 | SU 10.16HP/04/270SF 3.5AG BK BX | F.115 |
| 1851150000 | SU 10.16HP/05/270SF 3.5AG BK BX | F.115 |
| 1851160000 | SU 10.16HP/06/270SF 3.5AG BK BX | F.115 |
| 1851170000 | SU 10.16HP/07/270SF 3.5AG BK BX | F.115 |
| 1851180000 | SU 10.16HP/08/270SF 3.5AG BK BX | F.115 |
| 1851190000 | SU 10.16HP/09/270SF 3.5AG BK BX | F.115 |
| 1853940000 | VDS180 SV7.62 | H.4 |
| 1858960000 | BCZ 3.81/07/90 SN BK BX | C.110 |

# 1860000000

| Order No. | Type | Page |
|---|---|---|
| 1862370000 | SLDV-THR 5.00/08/180G 3.2SN BK BX | C.142 |
| 1862380000 | SLDV-THR 5.00/16/180G 3.2SN BK BX | C.142 |
| 1862390000 | SLDV-THR 5.00/20/180G 3.2SN BK BX | C.142 |
| 1862400000 | SLDV-THR 5.00/40/180G 3.2SN BK BX | C.142 |
| 1862460000 | SC-SMT 3.81/02/90G 3.2SN BK BX | C.66 |
| 1862480000 | SC-SMT 3.81/03/90G 3.2SN BK BX | C.66 |
| 1862490000 | SC-SMT 3.81/04/90G 3.2SN BK BX | C.66 |
| 1862500000 | SC-SMT 3.81/05/90G 3.2SN BK BX | C.66 |
| 1862510000 | SC-SMT 3.81/06/90G 3.2SN BK BX | C.66 |
| 1862520000 | SC-SMT 3.81/07/90G 3.2SN BK BX | C.66 |
| 1862530000 | SC-SMT 3.81/08/90G 3.2SN BK BX | C.66 |
| 1862540000 | SC-SMT 3.81/09/90G 3.2SN BK BX | C.66 |
| 1862550000 | SC-SMT 3.81/10/90G 3.2SN BK BX | C.66 |
| 1862560000 | SC-SMT 3.81/02/90LF 1.5SN BK BX | C.67 |
| 1862570000 | SC-SMT 3.81/11/90G 3.2SN BK BX | C.66 |
| 1862580000 | SC-SMT 3.81/03/90LF 1.5SN BK BX | C.67 |
| 1862590000 | SC-SMT 3.81/04/90LF 1.5SN BK BX | C.67 |
| 1862600000 | SC-SMT 3.81/05/90LF 1.5SN BK BX | C.67 |
| 1862610000 | SC-SMT 3.81/06/90LF 1.5SN BK BX | C.67 |
| 1862620000 | SC-SMT 3.81/07/90LF 1.5SN BK BX | C.67 |
| 1862630000 | SC-SMT 3.81/08/90LF 1.5SN BK BX | C.67 |
| 1862640000 | SC-SMT 3.81/09/90LF 1.5SN BK BX | C.67 |
| 1862650000 | SC-SMT 3.81/10/90LF 1.5SN BK BX | C.67 |
| 1862660000 | SC-SMT 3.81/11/90LF 1.5SN BK BX | C.67 |
| 1862670000 | SC-SMT 3.81/12/90LF 1.5SN BK BX | C.67 |
| 1862680000 | SC-SMT 3.81/13/90LF 1.5SN BK BX | C.67 |
| 1862690000 | SC-SMT 3.81/14/90LF 1.5SN BK BX | C.67 |
| 1862700000 | SC-SMT 3.81/15/90LF 1.5SN BK BX | C.67 |
| 1862710000 | SC-SMT 3.81/16/90LF 1.5SN BK BX | C.67 |
| 1862720000 | SC-SMT 3.81/02/90LF 1.5SN BK RL | C.67 |
| 1862730000 | SC-SMT 3.81/12/90G 3.2SN BK BX | C.66 |
| 1862740000 | SC-SMT 3.81/13/90G 3.2SN BK BX | C.66 |
| 1862750000 | SC-SMT 3.81/03/90LF 1.5SN BK RL | C.67 |
| 1862760000 | SC-SMT 3.81/14/90G 3.2SN BK BX | C.66 |
| 1862770000 | SC-SMT 3.81/04/90LF 1.5SN BK RL | C.67 |
| 1862780000 | SC-SMT 3.81/15/90G 3.2SN BK BX | C.66 |
| 1862790000 | SC-SMT 3.81/05/90LF 1.5SN BK RL | C.67 |
| 1862800000 | SC-SMT 3.81/16/90G 3.2SN BK BX | C.66 |
| 1862810000 | SC-SMT 3.81/02/90G 3.2SN BK RL | C.67 |
| 1862820000 | SC-SMT 3.81/06/90LF 1.5SN BK RL | C.67 |
| 1862830000 | SC-SMT 3.81/07/90LF 1.5SN BK RL | C.67 |
| 1862840000 | SC-SMT 3.81/03/90G 3.2SN BK RL | C.67 |
| 1862850000 | SC-SMT 3.81/08/90LF 1.5SN BK RL | C.67 |
| 1862860000 | SC-SMT 3.81/04/90G 3.2SN BK RL | C.67 |
| 1862870000 | SC-SMT 3.81/05/90G 3.2SN BK RL | C.67 |
| 1862880000 | SC-SMT 3.81/06/90G 3.2SN BK RL | C.67 |
| 1862890000 | SC-SMT 3.81/07/90G 3.2SN BK RL | C.67 |
| 1862900000 | SC-SMT 3.81/08/90G 3.2SN BK RL | C.67 |
| 1862910000 | SC-SMT 3.81/09/90G 3.2SN BK RL | C.67 |
| 1862920000 | SC-SMT 3.81/02/180G 3.2SN BK BX | C.68 |
| 1862930000 | SC-SMT 3.81/10/90G 3.2SN BK RL | C.67 |
| 1862940000 | SC-SMT 3.81/03/180G 3.2SN BK BX | C.68 |
| 1862950000 | SC-SMT 3.81/04/180G 3.2SN BK BX | C.68 |
| 1862960000 | SC-SMT 3.81/02/90G 1.5SN BK BX | C.66 |
| 1862970000 | SC-SMT 3.81/03/90G 1.5SN BK BX | C.66 |
| 1862980000 | SC-SMT 3.81/04/90G 1.5SN BK BX | C.66 |
| 1862990000 | SC-SMT 3.81/05/90G 1.5SN BK BX | C.66 |
| 1863000000 | SC-SMT 3.81/06/90G 1.5SN BK BX | C.66 |
| 1863010000 | SC-SMT 3.81/05/180G 3.2SN BK BX | C.68 |
| 1863020000 | SC-SMT 3.81/06/180G 3.2SN BK BX | C.68 |
| 1863030000 | SC-SMT 3.81/07/180G 3.2SN BK BX | C.68 |
| 1863040000 | SC-SMT 3.81/07/90G 1.5SN BK BX | C.66 |
| 1863050000 | SC-SMT 3.81/08/90G 1.5SN BK BX | C.66 |
| 1863060000 | SC-SMT 3.81/09/90G 1.5SN BK BX | C.66 |
| 1863070000 | SC-SMT 3.81/10/90G 1.5SN BK BX | C.66 |
| 1863080000 | SC-SMT 3.81/11/90G 1.5SN BK BX | C.66 |
| 1863090000 | SC-SMT 3.81/12/90G 1.5SN BK BX | C.66 |
| 1863100000 | SC-SMT 3.81/13/90G 1.5SN BK BX | C.66 |
| 1863110000 | SC-SMT 3.81/14/90G 1.5SN BK BX | C.66 |
| 1863120000 | SC-SMT 3.81/15/90G 1.5SN BK BX | C.66 |
| 1863130000 | SC-SMT 3.81/16/90G 1.5SN BK BX | C.66 |
| 1863140000 | SC-SMT 3.81/02/90G 1.5SN BK RL | C.67 |
| 1863150000 | SC-SMT 3.81/03/90G 1.5SN BK RL | C.67 |
| 1863160000 | SC-SMT 3.81/04/90G 1.5SN BK RL | C.67 |
| 1863170000 | SC-SMT 3.81/05/90G 1.5SN BK RL | C.67 |
| 1863180000 | SC-SMT 3.81/06/90G 1.5SN BK RL | C.67 |
| 1863190000 | SC-SMT 3.81/07/90G 1.5SN BK RL | C.67 |
| 1863200000 | SC-SMT 3.81/08/90G 1.5SN BK RL | C.67 |
| 1863210000 | SC-SMT 3.81/09/90G 1.5SN BK RL | C.67 |
| 1863220000 | SC-SMT 3.81/10/90G 1.5SN BK RL | C.67 |
| 1863230000 | SC-SMT 3.81/02/180LF 3.2SN BK BX | C.69 |
| 1863240000 | SC-SMT 3.81/08/180G 3.2SN BK BX | C.68 |





«ЭЛЕКТРО-ПРОФИ» - http://www.ep.ru

| Order No. | Type | Page |
|---|---|---|
| 1863250000 | SC-SMT 3.81/03/180LF 3.2SN BK BX | C.69 |
| 1863260000 | SC-SMT 3.81/04/180LF 3.2SN BK BX | C.69 |
| 1863270000 | SC-SMT 3.81/09/180G 3.2SN BK BX | C.68 |
| 1863280000 | SC-SMT 3.81/05/180LF 3.2SN BK BX | C.69 |
| 1863290000 | SC-SMT 3.81/10/180G 3.2SN BK BX | C.68 |
| 1863300000 | SC-SMT 3.81/06/180LF 3.2SN BK BX | C.69 |
| 1863310000 | SC-SMT 3.81/07/180LF 3.2SN BK BX | C.69 |
| 1863320000 | SC-SMT 3.81/11/180G 3.2SN BK BX | C.68 |
| 1863330000 | SC-SMT 3.81/12/180G 3.2SN BK BX | C.68 |
| 1863340000 | SC-SMT 3.81/08/180LF 3.2SN BK BX | C.69 |
| 1863350000 | SC-SMT 3.81/13/180G 3.2SN BK BX | C.68 |
| 1863360000 | SC-SMT 3.81/09/180LF 3.2SN BK BX | C.69 |
| 1863370000 | SC-SMT 3.81/14/180G 3.2SN BK BX | C.68 |
| 1863380000 | SC-SMT 3.81/10/180LF 3.2SN BK BX | C.69 |
| 1863390000 | SC-SMT 3.81/11/180LF 3.2SN BK BX | C.69 |
| 1863400000 | SC-SMT 3.81/15/180G 3.2SN BK BX | C.68 |
| 1863410000 | SC-SMT 3.81/12/180LF 3.2SN BK BX | C.69 |
| 1863420000 | SC-SMT 3.81/16/180G 3.2SN BK BX | C.68 |
| 1863430000 | SC-SMT 3.81/13/180LF 3.2SN BK BX | C.69 |
| 1863440000 | SC-SMT 3.81/14/180LF 3.2SN BK BX | C.69 |
| 1863450000 | SC-SMT 3.81/02/180G 3.2SN BK RL | C.69 |
| 1863460000 | SC-SMT 3.81/15/180LF 3.2SN BK BX | C.69 |
| 1863470000 | SC-SMT 3.81/03/180G 3.2SN BK RL | C.69 |
| 1863480000 | SC-SMT 3.81/16/180LF 3.2SN BK BX | C.69 |
| 1863490000 | SC-SMT 3.81/04/180G 3.2SN BK RL | C.69 |
| 1863500000 | SC-SMT 3.81/02/180LF 3.2SN BK RL | C.69 |
| 1863510000 | SC-SMT 3.81/03/180LF 3.2SN BK RL | C.69 |
| 1863530000 | SC-SMT 3.81/04/180LF 3.2SN BK RL | C.69 |
| 1863540000 | SC-SMT 3.81/05/180G 3.2SN BK RL | C.69 |
| 1863560000 | SC-SMT 3.81/06/180G 3.2SN BK RL | C.69 |
| 1863570000 | SC-SMT 3.81/07/180G 3.2SN BK RL | C.69 |
| 1863580000 | SC-SMT 3.81/05/180LF 3.2SN BK RL | C.69 |
| 1863590000 | SC-SMT 3.81/08/180G 3.2SN BK RL | C.69 |
| 1863600000 | SC-SMT 3.81/06/180LF 3.2SN BK RL | C.69 |
| 1863620000 | SC-SMT 3.81/07/180LF 3.2SN BK RL | C.69 |
| 1863630000 | SC-SMT 3.81/09/180G 3.2SN BK RL | C.69 |
| 1863640000 | SC-SMT 3.81/08/180LF 3.2SN BK RL | C.69 |
| 1863660000 | SC-SMT 3.81/10/180G 3.2SN BK RL | C.69 |
| 1863670000 | SC-SMT 3.81/02/90LF 3.2SN BK BX | C.67 |
| 1863680000 | SC-SMT 3.81/03/90LF 3.2SN BK BX | C.67 |
| 1863690000 | SC-SMT 3.81/04/90LF 3.2SN BK BX | C.67 |
| 1863700000 | SC-SMT 3.81/05/90LF 3.2SN BK BX | C.67 |
| 1863710000 | SC-SMT 3.81/06/90LF 3.2SN BK BX | C.67 |
| 1863720000 | SC-SMT 3.81/02/180G 1.5SN BK BX | C.68 |
| 1863730000 | SC-SMT 3.81/03/180G 1.5SN BK BX | C.68 |
| 1863740000 | SC-SMT 3.81/07/90LF 3.2SN BK BX | C.67 |
| 1863750000 | SC-SMT 3.81/04/180G 1.5SN BK BX | C.68 |
| 1863760000 | SC-SMT 3.81/08/90LF 3.2SN BK BX | C.67 |
| 1863770000 | SC-SMT 3.81/09/90LF 3.2SN BK BX | C.67 |
| 1863780000 | SC-SMT 3.81/05/180G 1.5SN BK BX | C.68 |
| 1863790000 | SC-SMT 3.81/10/90LF 3.2SN BK BX | C.67 |
| 1863810000 | SC-SMT 3.81/11/90LF 3.2SN BK BX | C.67 |
| 1863820000 | SC-SMT 3.81/12/90LF 3.2SN BK BX | C.67 |
| 1863830000 | SC-SMT 3.81/06/180G 1.5SN BK BX | C.68 |
| 1863840000 | SC-SMT 3.81/13/90LF 3.2SN BK BX | C.67 |
| 1863850000 | SC-SMT 3.81/14/90LF 3.2SN BK BX | C.67 |
| 1863860000 | SC-SMT 3.81/15/90LF 3.2SN BK BX | C.67 |
| 1863870000 | SC-SMT 3.81/16/90LF 3.2SN BK BX | C.67 |
| 1863880000 | SC-SMT 3.81/07/180G 1.5SN BK BX | C.68 |
| 1863890000 | SC-SMT 3.81/02/90LF 3.2SN BK RL | C.67 |
| 1863900000 | SC-SMT 3.81/08/180G 1.5SN BK BX | C.68 |
| 1863910000 | SC-SMT 3.81/09/180G 1.5SN BK BX | C.68 |
| 1863920000 | SC-SMT 3.81/10/180G 1.5SN BK BX | C.68 |
| 1863930000 | SC-SMT 3.81/11/180G 1.5SN BK BX | C.68 |
| 1863940000 | SC-SMT 3.81/12/180G 1.5SN BK BX | C.68 |
| 1863950000 | SC-SMT 3.81/13/180G 1.5SN BK BX | C.68 |
| 1863960000 | SC-SMT 3.81/14/180G 1.5SN BK BX | C.68 |
| 1863970000 | SC-SMT 3.81/03/90LF 3.2SN BK RL | C.67 |
| 1863980000 | SC-SMT 3.81/04/90LF 3.2SN BK RL | C.67 |
| 1863990000 | SC-SMT 3.81/05/90LF 3.2SN BK RL | C.67 |
| 1864000000 | SC-SMT 3.81/06/90LF 3.2SN BK RL | C.67 |
| 1864010000 | SC-SMT 3.81/07/90LF 3.2SN BK RL | C.67 |
| 1864020000 | SC-SMT 3.81/08/90LF 3.2SN BK RL | C.67 |
| 1864030000 | SC-SMT 3.81/15/180G 1.5SN BK BX | C.68 |
| 1864040000 | SC-SMT 3.81/16/180G 1.5SN BK BX | C.68 |
| 1864050000 | SC-SMT 3.81/02/180G 1.5SN BK RL | C.69 |
| 1864060000 | SC-SMT 3.81/03/180G 1.5SN BK RL | C.69 |
| 1864070000 | SC-SMT 3.81/02/180LF 1.5SN BK BX | C.69 |
| 1864080000 | SC-SMT 3.81/03/180LF 1.5SN BK BX | C.69 |
| 1864090000 | SC-SMT 3.81/04/180LF 1.5SN BK BX | C.69 |
| 1864100000 | SC-SMT 3.81/05/180LF 1.5SN BK BX | C.69 |
| 1864110000 | SC-SMT 3.81/06/180LF 1.5SN BK BX | C.69 |
| 1864120000 | SC-SMT 3.81/07/180LF 1.5SN BK BX | C.69 |
| 1864130000 | SC-SMT 3.81/08/180LF 1.5SN BK BX | C.69 |
| 1864140000 | SC-SMT 3.81/09/180LF 1.5SN BK BX | C.69 |
| 1864150000 | SC-SMT 3.81/10/180LF 1.5SN BK BX | C.69 |
| 1864160000 | SC-SMT 3.81/11/180LF 1.5SN BK BX | C.69 |
| 1864170000 | SC-SMT 3.81/12/180LF 1.5SN BK BX | C.69 |
| 1864180000 | SC-SMT 3.81/13/180LF 1.5SN BK BX | C.69 |
| 1864190000 | SC-SMT 3.81/14/180LF 1.5SN BK BX | C.69 |
| 1864200000 | SC-SMT 3.81/15/180LF 1.5SN BK BX | C.69 |
| 1864210000 | SC-SMT 3.81/16/180LF 1.5SN BK BX | C.69 |
| 1864220000 | SC-SMT 3.81/02/180LF 1.5SN BK RL | C.69 |
| 1864230000 | SC-SMT 3.81/03/180LF 1.5SN BK RL | C.69 |
| 1864240000 | SC-SMT 3.81/04/180LF 1.5SN BK RL | C.69 |
| 1864250000 | SC-SMT 3.81/05/180LF 1.5SN BK RL | C.69 |
| 1864260000 | SC-SMT 3.81/06/180LF 1.5SN BK RL | C.69 |
| 1864270000 | SC-SMT 3.81/07/180LF 1.5SN BK RL | C.69 |
| 1864280000 | SC-SMT 3.81/08/180LF 1.5SN BK RL | C.69 |
| 1864290000 | SC-SMT 3.81/04/180G 1.5SN BK RL | C.69 |

| Order No. | Type | Page |
|---|---|---|
| 1864300000 | SC-SMT 3.81/05/180G 1.5SN BK RL | C.69 |
| 1864310000 | SC-SMT 3.81/06/180G 1.5SN BK RL | C.69 |
| 1864320000 | SC-SMT 3.81/07/180G 1.5SN BK RL | C.69 |
| 1864330000 | SC-SMT 3.81/08/180G 1.5SN BK RL | C.69 |
| 1864340000 | SC-SMT 3.81/09/180G 1.5SN BK RL | C.69 |
| 1864350000 | SC-SMT 3.81/10/180G 1.5SN BK RL | C.69 |
| 1866320000 | SLDV-THR 5.08/32/180FLF 3.2SN BK BX | C.185 |
| 1866330000 | SLDV-THR 5.08/32/180F 3.2SN BK BX | C.184 |
| 1866770000 | SLD 3.50V/10/90G 3.2 SN OR | C.40 |
| 1869260000 | LSF-SMT 7.62/02/90 1.5SN BK TU | B.86 |
| 1869270000 | LSF-SMT 7.62/03/90 1.5SN BK TU | B.86 |
| 1869280000 | LSF-SMT 7.62/04/90 1.5SN BK TU | B.86 |
| 1869290000 | LSF-SMT 7.62/05/90 1.5SN BK TU | B.86 |
| 1869300000 | LSF-SMT 7.62/06/90 1.5SN BK TU | B.86 |
| 1869310000 | LSF-SMT 7.62/07/90 1.5SN BK TU | B.86 |
| 1869320000 | LSF-SMT 7.62/08/90 1.5SN BK TU | B.86 |
| 1869360000 | LSF-SMT 3.81/02/90 1.5SN BK TU | B.62 |
| 1869370000 | LSF-SMT 3.81/03/90 1.5SN BK TU | B.62 |
| 1869380000 | LSF-SMT 3.81/04/90 1.5SN BK TU | B.62 |
| 1869390000 | LSF-SMT 3.81/05/90 1.5SN BK TU | B.62 |
| 1869400000 | LSF-SMT 3.81/06/90 1.5SN BK TU | B.62 |
| 1869410000 | LSF-SMT 3.81/07/90 1.5SN BK TU | B.62 |
| 1869420000 | LSF-SMT 3.81/08/90 1.5SN BK TU | B.62 |
| 1869430000 | LSF-SMT 3.81/09/90 1.5SN BK TU | B.62 |
| 1869440000 | LSF-SMT 3.81/10/90 1.5SN BK TU | B.62 |
| 1869450000 | LSF-SMT 3.81/11/90 1.5SN BK TU | B.62 |
| 1869460000 | LSF-SMT 3.81/12/90 1.5SN BK TU | B.62 |
| 1869470000 | LSF-SMT 3.81/13/90 1.5SN BK TU | B.62 |
| 1869480000 | LSF-SMT 3.81/14/90 1.5SN BK TU | B.62 |
| 1869500000 | LSF-SMT 3.81/15/90 1.5SN BK TU | B.62 |
| 1869510000 | LSF-SMT 3.81/16/90 1.5SN BK TU | B.62 |
| 1869520000 | LSF-SMT 3.81/17/90 1.5SN BK TU | B.62 |
| 1869530000 | LSF-SMT 3.81/18/90 1.5SN BK TU | B.62 |
| 1869540000 | LSF-SMT 3.81/19/90 1.5SN BK TU | B.62 |
| 1869550000 | LSF-SMT 3.81/20/90 1.5SN BK TU | B.62 |
| 1869560000 | LSF-SMT 3.81/21/90 1.5SN BK TU | B.62 |
| 1869570000 | LSF-SMT 3.81/22/90 1.5SN BK TU | B.62 |
| 1869580000 | LSF-SMT 3.81/23/90 1.5SN BK TU | B.62 |
| 1869590000 | LSF-SMT 3.81/24/90 1.5SN BK TU | B.62 |
| 1869600000 | LSF-SMT 5.00/02/90 1.5SN BK TU | B.68 |
| 1869610000 | LSF-SMT 5.00/03/90 1.5SN BK TU | B.68 |
| 1869620000 | LSF-SMT 5.00/04/90 1.5SN BK TU | B.68 |
| 1869630000 | LSF-SMT 5.00/05/90 1.5SN BK TU | B.68 |
| 1869640000 | LSF-SMT 5.00/06/90 1.5SN BK TU | B.68 |
| 1869650000 | LSF-SMT 5.00/07/90 1.5SN BK TU | B.68 |
| 1869660000 | LSF-SMT 5.00/08/90 1.5SN BK TU | B.68 |
| 1869670000 | LSF-SMT 5.08/02/90 1.5SN BK TU | B.74 |
| 1869680000 | LSF-SMT 5.08/03/90 1.5SN BK TU | B.74 |
| 1869690000 | LSF-SMT 5.08/04/90 1.5SN BK TU | B.74 |
| 1869700000 | LSF-SMT 5.08/05/90 1.5SN BK TU | B.74 |
| 1869710000 | LSF-SMT 5.08/06/90 1.5SN BK TU | B.74 |
| 1869720000 | LSF-SMT 5.08/07/90 1.5SN BK TU | B.74 |
| 1869730000 | LSF-SMT 5.08/08/90 1.5SN BK TU | B.74 |
| 1869740000 | LSF-SMT 7.50/02/90 1.5SN BK TU | B.80 |
| 1869750000 | LSF-SMT 7.50/03/90 1.5SN BK TU | B.80 |
| 1869760000 | LSF-SMT 7.50/04/90 1.5SN BK TU | B.80 |
| 1869770000 | LSF-SMT 7.50/05/90 1.5SN BK TU | B.80 |
| 1869780000 | LSF-SMT 7.50/06/90 1.5SN BK TU | B.80 |
| 1869790000 | LSF-SMT 7.50/07/90 1.5SN BK TU | B.80 |
| 1869800000 | LSF-SMT 7.50/08/90 1.5SN BK TU | B.80 |
| 1869810000 | LSF-SMT 7.62/02/180 1.5SN BK TU | B.90 |
| 1869830000 | LSF-SMT 7.62/03/180 1.5SN BK TU | B.90 |
| 1869840000 | LSF-SMT 7.62/04/180 1.5SN BK TU | B.90 |
| 1869850000 | LSF-SMT 7.62/05/180 1.5SN BK TU | B.90 |
| 1869860000 | LSF-SMT 7.62/06/180 1.5SN BK TU | B.90 |
| 1869870000 | LSF-SMT 7.62/07/180 1.5SN BK TU | B.90 |
| 1869880000 | LSF-SMT 7.62/08/180 1.5SN BK TU | B.90 |
| 1869890000 | LSF-SMT 3.81/02/180 1.5SN BK TU | B.66 |
| 1869900000 | LSF-SMT 3.81/03/180 1.5SN BK TU | B.66 |
| 1869910000 | LSF-SMT 3.81/04/180 1.5SN BK TU | B.66 |
| 1869920000 | LSF-SMT 3.81/05/180 1.5SN BK TU | B.66 |
| 1869930000 | LSF-SMT 3.81/06/180 1.5SN BK TU | B.66 |
| 1869940000 | LSF-SMT 3.81/07/180 1.5SN BK TU | B.66 |
| 1869950000 | LSF-SMT 3.81/08/180 1.5SN BK TU | B.66 |
| 1869960000 | LSF-SMT 3.81/09/180 1.5SN BK TU | B.66 |
| 1869970000 | LSF-SMT 3.81/10/180 1.5SN BK TU | B.66 |

# 1870000000

| Order No. | Type | Page |
|---|---|---|
| 1870000000 | LSF-SMT 3.81/11/180 1.5SN BK TU | B.66 |
| 1870010000 | LSF-SMT 3.81/12/180 1.5SN BK TU | B.66 |
| 1870020000 | LSF-SMT 3.81/13/180 1.5SN BK TU | B.66 |
| 1870030000 | LSF-SMT 3.81/14/180 1.5SN BK TU | B.66 |
| 1870040000 | LSF-SMT 3.81/15/180 1.5SN BK TU | B.66 |
| 1870050000 | LSF-SMT 3.81/16/180 1.5SN BK TU | B.66 |
| 1870060000 | LSF-SMT 3.81/17/180 1.5SN BK TU | B.66 |
| 1870070000 | LSF-SMT 3.81/18/180 1.5SN BK TU | B.66 |
| 1870080000 | LSF-SMT 3.81/19/180 1.5SN BK TU | B.66 |
| 1870090000 | LSF-SMT 3.81/20/180 1.5SN BK TU | B.66 |
| 1870100000 | LSF-SMT 3.81/21/180 1.5SN BK TU | B.66 |
| 1870110000 | LSF-SMT 3.81/22/180 1.5SN BK TU | B.66 |
| 1870120000 | LSF-SMT 3.81/23/180 1.5SN BK TU | B.66 |
| 1870130000 | LSF-SMT 3.81/24/180 1.5SN BK TU | B.66 |
| 1870140000 | LSF-SMT 5.00/02/180 1.5SN BK TU | B.72 |
| 1870150000 | LSF-SMT 5.00/03/180 1.5SN BK TU | B.72 |
| 1870160000 | LSF-SMT 5.00/04/180 1.5SN BK TU | B.72 |
| 1870170000 | LSF-SMT 5.00/05/180 1.5SN BK TU | B.72 |
| 1870180000 | LSF-SMT 5.00/06/180 1.5SN BK TU | B.72 |
| 1870190000 | LSF-SMT 5.00/07/180 1.5SN BK TU | B.72 |
| 1870200000 | LSF-SMT 5.00/08/180 1.5SN BK TU | B.72 |

| Order No. | Type | Page |
|---|---|---|
| 1870210000 | LSF-SMT 5.08/02/180 1.5SN BK TU | B.78 |
| 1870220000 | LSF-SMT 5.08/03/180 1.5SN BK TU | B.78 |
| 1870230000 | LSF-SMT 5.08/04/180 1.5SN BK TU | B.78 |
| 1870240000 | LSF-SMT 5.08/05/180 1.5SN BK TU | B.78 |
| 1870250000 | LSF-SMT 5.08/06/180 1.5SN BK TU | B.78 |
| 1870260000 | LSF-SMT 5.08/07/180 1.5SN BK TU | B.78 |
| 1870270000 | LSF-SMT 5.08/08/180 1.5SN BK TU | B.78 |
| 1870280000 | LSF-SMT 7.50/02/180 1.5SN BK TU | B.84 |
| 1870290000 | LSF-SMT 7.50/03/180 1.5SN BK TU | B.84 |
| 1870300000 | LSF-SMT 7.50/04/180 1.5SN BK TU | B.84 |
| 1870310000 | LSF-SMT 7.50/05/180 1.5SN BK TU | B.84 |
| 1870320000 | LSF-SMT 7.50/06/180 1.5SN BK TU | B.84 |
| 1870330000 | LSF-SMT 7.50/07/180 1.5SN BK TU | B.84 |
| 1870340000 | LSF-SMT 7.50/08/180 1.5SN BK TU | B.84 |
| 1870350000 | LSF-SMT 3.50/13/180 3.5SN BK TU | B.60 |
| 1870360000 | LSF-SMT 3.50/14/180 3.5SN BK TU | B.60 |
| 1870370000 | LSF-SMT 3.50/15/180 3.5SN BK TU | B.60 |
| 1870380000 | LSF-SMT 3.50/13/90 3.5SN BK TU | B.56 |
| 1870390000 | LSF-SMT 3.50/14/90 3.5SN BK TU | B.56 |
| 1870400000 | LSF-SMT 3.50/15/90 3.5SN BK TU | B.56 |
| 1870410000 | LSF-SMT 3.50/16/90 3.5SN BK TU | B.56 |
| 1870420000 | LSF-SMT 3.50/17/90 3.5SN BK TU | B.56 |
| 1870430000 | LSF-SMT 3.50/18/90 3.5SN BK TU | B.56 |
| 1870440000 | LSF-SMT 3.50/19/90 3.5SN BK TU | B.56 |
| 1870450000 | LSF-SMT 3.50/20/90 3.5SN BK TU | B.56 |
| 1870460000 | LSF-SMT 3.50/21/90 3.5SN BK TU | B.56 |
| 1870470000 | LSF-SMT 3.50/22/90 3.5SN BK TU | B.56 |
| 1870480000 | LSF-SMT 3.50/23/90 3.5SN BK TU | B.56 |
| 1870490000 | LSF-SMT 3.50/24/90 3.5SN BK TU | B.56 |
| 1870500000 | LSF-SMT 3.50/02/90 1.5SN BK TU | B.56 |
| 1870510000 | LSF-SMT 3.50/16/180 3.5SN BK TU | B.60 |
| 1870520000 | LSF-SMT 3.50/17/180 3.5SN BK TU | B.60 |
| 1870530000 | LSF-SMT 3.50/03/90 1.5SN BK TU | B.56 |
| 1870540000 | LSF-SMT 3.50/18/180 3.5SN BK TU | B.60 |
| 1870550000 | LSF-SMT 3.50/04/90 1.5SN BK TU | B.56 |
| 1870560000 | LSF-SMT 3.50/19/180 3.5SN BK TU | B.60 |
| 1870570000 | LSF-SMT 3.50/20/180 3.5SN BK TU | B.60 |
| 1870580000 | LSF-SMT 3.50/05/90 1.5SN BK TU | B.56 |
| 1870590000 | LSF-SMT 3.50/06/90 1.5SN BK TU | B.56 |
| 1870600000 | LSF-SMT 3.50/21/180 3.5SN BK TU | B.60 |
| 1870610000 | LSF-SMT 3.50/22/180 3.5SN BK TU | B.60 |
| 1870620000 | LSF-SMT 3.50/23/180 3.5SN BK TU | B.60 |
| 1870630000 | LSF-SMT 3.50/24/180 3.5SN BK TU | B.60 |
| 1870640000 | LSF-SMT 3.50/02/180 1.5SN BK TU | B.60 |
| 1870650000 | LSF-SMT 3.50/03/180 1.5SN BK TU | B.60 |
| 1870660000 | LSF-SMT 3.50/04/180 1.5SN BK TU | B.60 |
| 1870670000 | LSF-SMT 3.50/05/180 1.5SN BK TU | B.60 |
| 1870680000 | LSF-SMT 3.50/06/180 1.5SN BK TU | B.60 |
| 1870690000 | LSF-SMT 3.50/07/180 1.5SN BK TU | B.60 |
| 1870700000 | LSF-SMT 3.50/08/180 1.5SN BK TU | B.60 |
| 1870710000 | LSF-SMT 3.50/09/180 1.5SN BK TU | B.60 |
| 1870720000 | LSF-SMT 3.50/10/180 1.5SN BK TU | B.60 |
| 1870730000 | LSF-SMT 3.50/11/180 1.5SN BK TU | B.60 |
| 1870740000 | LSF-SMT 3.50/12/180 1.5SN BK TU | B.60 |
| 1870750000 | LSF-SMT 3.50/13/180 1.5SN BK TU | B.60 |
| 1870760000 | LSF-SMT 3.50/14/180 1.5SN BK TU | B.60 |
| 1870770000 | LSF-SMT 3.50/15/180 1.5SN BK TU | B.60 |
| 1870790000 | LSF-SMT 3.50/16/180 1.5SN BK TU | B.60 |
| 1870800000 | LSF-SMT 3.50/17/180 1.5SN BK TU | B.60 |
| 1870830000 | LSF-SMT 3.50/18/180 1.5SN BK TU | B.60 |
| 1870840000 | LSF-SMT 3.50/19/180 1.5SN BK TU | B.60 |
| 1870850000 | LSF-SMT 3.50/20/180 1.5SN BK TU | B.60 |
| 1870860000 | LSF-SMT 3.50/21/180 1.5SN BK TU | B.60 |
| 1870870000 | LSF-SMT 3.50/22/180 1.5SN BK TU | B.60 |
| 1870880000 | LSF-SMT 3.50/23/180 1.5SN BK TU | B.60 |
| 1870890000 | LSF-SMT 3.50/24/180 1.5SN BK TU | B.60 |
| 1870900000 | LSF-SMT 3.81/13/180 3.5SN BK TU | B.66 |
| 1870910000 | LSF-SMT 3.81/14/180 3.5SN BK TU | B.66 |
| 1870920000 | LSF-SMT 3.81/15/180 3.5SN BK TU | B.66 |
| 1870930000 | LSF-SMT 3.81/16/180 3.5SN BK TU | B.66 |
| 1870940000 | LSF-SMT 3.81/17/180 3.5SN BK TU | B.66 |
| 1870950000 | LSF-SMT 3.81/18/180 3.5SN BK TU | B.66 |
| 1870960000 | LSF-SMT 3.81/19/180 3.5SN BK TU | B.66 |
| 1870970000 | LSF-SMT 3.81/20/180 3.5SN BK TU | B.66 |
| 1870980000 | LSF-SMT 3.81/21/180 3.5SN BK TU | B.66 |
| 1870990000 | LSF-SMT 3.81/22/180 3.5SN BK TU | B.66 |
| 1871000000 | LSF-SMT 3.81/23/180 3.5SN BK TU | B.66 |
| 1871010000 | LSF-SMT 3.81/24/180 3.5SN BK TU | B.66 |
| 1871020000 | LSF-SMT 3.50/07/90 1.5SN BK TU | B.56 |
| 1871030000 | LSF-SMT 3.50/08/90 1.5SN BK TU | B.56 |
| 1871040000 | LSF-SMT 3.50/09/90 1.5SN BK TU | B.56 |
| 1871050000 | LSF-SMT 3.50/10/90 1.5SN BK TU | B.56 |
| 1871060000 | LSF-SMT 3.50/11/90 1.5SN BK TU | B.56 |
| 1871070000 | LSF-SMT 3.50/12/90 1.5SN BK TU | B.56 |
| 1871080000 | LSF-SMT 3.50/13/90 1.5SN BK TU | B.56 |
| 1871090000 | LSF-SMT 3.50/14/90 1.5SN BK TU | B.56 |
| 1871100000 | LSF-SMT 3.50/15/90 1.5SN BK TU | B.56 |
| 1871110000 | LSF-SMT 3.50/16/90 1.5SN BK TU | B.56 |
| 1871120000 | LSF-SMT 3.50/17/90 1.5SN BK TU | B.56 |
| 1871130000 | LSF-SMT 3.50/18/90 1.5SN BK TU | B.56 |
| 1871140000 | LSF-SMT 3.50/19/90 1.5SN BK TU | B.56 |
| 1871150000 | LSF-SMT 3.50/20/90 1.5SN BK TU | B.56 |
| 1871160000 | LSF-SMT 3.50/21/90 1.5SN BK TU | B.56 |
| 1871170000 | LSF-SMT 3.50/22/90 1.5SN BK TU | B.56 |
| 1871180000 | LSF-SMT 3.50/23/90 1.5SN BK TU | B.56 |
| 1871190000 | LSF-SMT 3.50/24/90 1.5SN BK TU | B.56 |
| 1871200000 | LSF-SMT 3.81/13/90 3.5SN BK TU | B.62 |
| 1871210000 | LSF-SMT 3.81/14/90 3.5SN BK TU | B.62 |
| 1871220000 | LSF-SMT 3.81/15/90 3.5SN BK TU | B.62 |
| 1871230000 | LSF-SMT 3.81/16/90 3.5SN BK TU | B.62 |





«ЭЛЕКТРО-ПРОФИ» - http://www.ep.ru

| Order No. | Type | Page |
|---|---|---|
| 1871240000 | LSF-SMT 3.81/17/90 3.5SN BK TU | B.62 |
| 1871250000 | LSF-SMT 3.81/18/90 3.5SN BK TU | B.62 |
| 1871260000 | LSF-SMT 3.81/19/90 3.5SN BK TU | B.62 |
| 1871270000 | LSF-SMT 3.81/20/90 3.5SN BK TU | B.62 |
| 1871280000 | LSF-SMT 3.81/21/90 3.5SN BK TU | B.62 |
| 1871290000 | LSF-SMT 3.81/22/90 3.5SN BK TU | B.62 |
| 1871300000 | LSF-SMT 3.81/23/90 3.5SN BK TU | B.62 |
| 1871310000 | LSF-SMT 3.81/24/90 3.5SN BK TU | B.62 |
| 1871390000 | BCZ 3.81/09/180 SN BK BX | C.106 |
| 1871410000 | BCZ 3.81/07/180 SN BK BX | C.106 |
| 1871430000 | BCZ 3.81/09/90 SN BK BX | C.110 |
| 1871470000 | SC 3.81/09/180G 3.2SN BK BX | C.86 |
| 1871490000 | SC 3.81/07/180G 3.2SN BK BX | C.86 |
| 1871690000 | BL-I/O 3.50/10F SN LTGY BX | C.52 |
| 1874280000 | LSF-SMT 3.50/04/180 1.5SN BK RL | B.61 |
| 1874290000 | LSF-SMT 7.62/06/90 3.5SN BK RL | B.87 |
| 1874300000 | LSF-SMT 3.50/03/180 1.5SN BK RL | B.61 |
| 1874310000 | LSF-SMT 3.50/05/180 1.5SN BK RL | B.61 |
| 1874320000 | LSF-SMT 3.50/06/180 1.5SN BK RL | B.61 |
| 1874330000 | LSF-SMT 7.62/06/90 1.5SN BK RL | B.87 |
| 1874340000 | LSF-SMT 3.50/07/180 1.5SN BK RL | B.61 |
| 1874350000 | LSF-SMT 3.50/08/180 1.5SN BK RL | B.61 |
| 1874360000 | LSF-SMT 7.62/06/180 3.5SN BK RL | B.91 |
| 1874370000 | LSF-SMT 3.50/09/180 1.5SN BK RL | B.61 |
| 1874380000 | LSF-SMT 3.50/10/180 1.5SN BK RL | B.61 |
| 1874390000 | LSF-SMT 7.62/06/180 1.5SN BK RL | B.91 |
| 1874400000 | LSF-SMT 3.50/11/180 1.5SN BK RL | B.61 |
| 1874410000 | LSF-SMT 7.62/05/90 3.5SN BK RL | B.87 |
| 1874420000 | LSF-SMT 3.50/12/180 1.5SN BK RL | B.61 |
| 1874430000 | LSF-SMT 7.62/05/90 1.5SN BK RL | B.87 |
| 1874450000 | LSF-SMT 7.62/05/180 1.5SN BK RL | B.91 |
| 1874460000 | LSF-SMT 7.62/05/180 3.5SN BK RL | B.91 |
| 1874470000 | LSF-SMT 7.62/04/90 3.5SN BK RL | B.87 |
| 1874480000 | LSF-SMT 7.62/04/90 1.5SN BK RL | B.87 |
| 1874490000 | LSF-SMT 3.50/02/180 1.5SN BK RL | B.61 |
| 1874500000 | LSF-SMT 7.62/04/180 3.5SN BK RL | B.91 |
| 1874510000 | LSF-SMT 3.50/02/180 3.5SN BK RL | B.61 |
| 1874520000 | LSF-SMT 3.50/03/180 3.5SN BK RL | B.61 |
| 1874530000 | LSF-SMT 7.62/04/180 1.5SN BK RL | B.91 |
| 1874540000 | LSF-SMT 3.50/04/180 3.5SN BK RL | B.61 |
| 1874550000 | LSF-SMT 7.62/03/90 3.5SN BK RL | B.87 |
| 1874560000 | LSF-SMT 3.50/05/180 3.5SN BK RL | B.61 |
| 1874570000 | LSF-SMT 7.62/03/90 1.5SN BK RL | B.87 |
| 1874590000 | LSF-SMT 3.50/06/180 3.5SN BK RL | B.61 |
| 1874600000 | LSF-SMT 3.50/07/180 3.5SN BK RL | B.61 |
| 1874610000 | LSF-SMT 3.50/08/180 3.5SN BK RL | B.61 |
| 1874620000 | LSF-SMT 3.50/09/180 3.5SN BK RL | B.61 |
| 1874630000 | LSF-SMT 7.62/03/180 3.5SN BK RL | B.91 |
| 1874640000 | LSF-SMT 3.50/10/180 3.5SN BK RL | B.61 |
| 1874650000 | LSF-SMT 7.62/03/180 1.5SN BK RL | B.91 |
| 1874660000 | LSF-SMT 3.50/11/180 3.5SN BK RL | B.61 |
| 1874670000 | LSF-SMT 7.62/02/90 3.5SN BK RL | B.87 |
| 1874680000 | LSF-SMT 3.50/12/180 3.5SN BK RL | B.61 |
| 1874690000 | LSF-SMT 3.50/02/90 1.5SN BK RL | B.57 |
| 1874700000 | LSF-SMT 7.62/02/90 1.5SN BK RL | B.87 |
| 1874710000 | LSF-SMT 3.50/03/90 1.5SN BK RL | B.57 |
| 1874730000 | LSF-SMT 3.50/04/90 1.5SN BK RL | B.57 |
| 1874740000 | LSF-SMT 3.50/05/90 1.5SN BK RL | B.57 |
| 1874750000 | LSF-SMT 7.62/02/180 3.5SN BK RL | B.91 |
| 1874810000 | LSF-SMT 3.50/06/90 1.5SN BK RL | B.57 |
| 1874840000 | LSF-SMT 3.50/07/90 1.5SN BK RL | B.57 |
| 1874870000 | LSF-SMT 7.62/02/180 1.5SN BK RL | B.91 |
| 1874880000 | LSF-SMT 7.50/06/90 3.5SN BK RL | B.81 |
| 1874890000 | LSF-SMT 3.50/08/90 1.5SN BK RL | B.57 |
| 1874900000 | LSF-SMT 3.50/09/90 1.5SN BK RL | B.57 |
| 1874910000 | LSF-SMT 7.50/06/90 1.5SN BK RL | B.81 |
| 1874920000 | LSF-SMT 7.50/06/180 3.5SN BK RL | B.85 |
| 1874930000 | LSF-SMT 3.50/10/90 1.5SN BK RL | B.57 |
| 1874940000 | LSF-SMT 3.50/11/90 1.5SN BK RL | B.57 |
| 1874950000 | LSF-SMT 7.50/06/180 1.5SN BK RL | B.85 |
| 1874960000 | LSF-SMT 7.50/05/90 3.5SN BK RL | B.81 |
| 1874970000 | LSF-SMT 3.50/12/90 1.5SN BK RL | B.57 |
| 1874980000 | LSF-SMT 7.50/05/90 1.5SN BK RL | B.81 |
| 1874990000 | LSF-SMT 3.50/02/90 3.5SN BK RL | B.57 |
| 1875000000 | LSF-SMT 7.50/05/180 3.5SN BK RL | B.85 |
| 1875010000 | LSF-SMT 7.50/05/180 1.5SN BK RL | B.85 |
| 1875020000 | LSF-SMT 7.50/04/90 3.5SN BK RL | B.81 |
| 1875030000 | LSF-SMT 3.50/03/90 3.5SN BK RL | B.57 |
| 1875040000 | LSF-SMT 7.50/04/90 1.5SN BK RL | B.81 |
| 1875050000 | LSF-SMT 3.50/04/90 3.5SN BK RL | B.57 |
| 1875060000 | LSF-SMT 7.50/04/180 3.5SN BK RL | B.85 |
| 1875070000 | LSF-SMT 3.50/05/90 3.5SN BK RL | B.57 |
| 1875080000 | LSF-SMT 3.50/06/90 3.5SN BK RL | B.57 |
| 1875090000 | LSF-SMT 7.50/04/180 1.5SN BK RL | B.85 |
| 1875100000 | LSF-SMT 3.50/07/90 3.5SN BK RL | B.57 |
| 1875110000 | LSF-SMT 3.50/08/90 3.5SN BK RL | B.57 |
| 1875120000 | LSF-SMT 3.50/09/90 3.5SN BK RL | B.57 |
| 1875130000 | LSF-SMT 3.50/10/90 3.5SN BK RL | B.57 |
| 1875140000 | LSF-SMT 3.50/11/90 3.5SN BK RL | B.57 |
| 1875160000 | LSF-SMT 3.50/12/90 3.5SN BK RL | B.57 |
| 1875170000 | LSF-SMT 3.81/02/90 1.5SN BK RL | B.63 |
| 1875230000 | LSF-SMT 3.81/03/90 1.5SN BK RL | B.63 |
| 1875240000 | LSF-SMT 3.81/04/90 1.5SN BK RL | B.63 |
| 1875250000 | LSF-SMT 3.81/05/90 1.5SN BK RL | B.63 |
| 1875260000 | LSF-SMT 3.81/06/90 1.5SN BK RL | B.63 |
| 1875270000 | LSF-SMT 3.81/07/90 1.5SN BK RL | B.63 |
| 1875280000 | LSF-SMT 3.81/08/90 1.5SN BK RL | B.63 |
| 1875290000 | LSF-SMT 3.81/09/90 1.5SN BK RL | B.63 |
| 1875300000 | LSF-SMT 3.81/10/90 1.5SN BK RL | B.63 |
| 1875310000 | LSF-SMT 3.81/11/90 1.5SN BK RL | B.63 |
| 1875320000 | LSF-SMT 3.81/02/180 1.5SN BK RL | B.67 |
| 1875330000 | LSF-SMT 3.81/03/180 1.5SN BK RL | B.67 |
| 1875340000 | LSF-SMT 3.81/04/180 1.5SN BK RL | B.67 |
| 1875350000 | LSF-SMT 3.81/05/180 1.5SN BK RL | B.67 |
| 1875360000 | LSF-SMT 3.81/06/180 1.5SN BK RL | B.67 |
| 1875370000 | LSF-SMT 3.81/07/180 1.5SN BK RL | B.67 |
| 1875380000 | LSF-SMT 3.81/08/180 1.5SN BK RL | B.67 |
| 1875390000 | LSF-SMT 3.81/09/180 1.5SN BK RL | B.67 |
| 1875400000 | LSF-SMT 3.81/10/180 1.5SN BK RL | B.67 |
| 1875410000 | LSF-SMT 3.81/11/180 1.5SN BK RL | B.67 |
| 1875430000 | LSF-SMT 7.50/03/90 3.5SN BK RL | B.81 |
| 1875440000 | LSF-SMT 7.50/03/90 1.5SN BK RL | B.81 |
| 1875450000 | LSF-SMT 7.50/03/180 3.5SN BK RL | B.85 |
| 1875460000 | LSF-SMT 7.50/03/180 1.5SN BK RL | B.85 |
| 1875470000 | LSF-SMT 7.50/02/90 3.5SN BK RL | B.81 |
| 1875480000 | LSF-SMT 7.50/02/90 1.5SN BK RL | B.81 |
| 1875490000 | LSF-SMT 7.50/02/180 3.5SN BK RL | B.85 |
| 1875500000 | LSF-SMT 7.50/02/180 1.5SN BK RL | B.85 |
| 1875510000 | LSF-SMT 5.08/08/90 3.5SN BK RL | B.75 |
| 1875520000 | LSF-SMT 5.08/08/90 1.5SN BK RL | B.75 |
| 1875550000 | LSF-SMT 3.81/02/180 3.5SN BK RL | B.67 |
| 1875570000 | LSF-SMT 3.81/03/180 3.5SN BK RL | B.67 |
| 1875580000 | LSF-SMT 5.08/08/180 3.5SN BK RL | B.79 |
| 1875590000 | LSF-SMT 3.81/04/180 3.5SN BK RL | B.67 |
| 1875610000 | LSF-SMT 5.08/08/180 1.5SN BK RL | B.79 |
| 1875650000 | LSF-SMT 3.81/05/180 3.5SN BK RL | B.67 |
| 1875670000 | LSF-SMT 3.81/06/180 3.5SN BK RL | B.67 |
| 1875680000 | LSF-SMT 3.81/07/180 3.5SN BK RL | B.67 |
| 1875690000 | LSF-SMT 5.08/07/90 3.5SN BK RL | B.75 |
| 1875710000 | LSF-SMT 3.81/08/180 3.5SN BK RL | B.67 |
| 1875720000 | LSF-SMT 5.08/07/90 1.5SN BK RL | B.75 |
| 1875730000 | LSF-SMT 3.81/09/180 3.5SN BK RL | B.67 |
| 1875750000 | LSF-SMT 5.08/07/180 3.5SN BK RL | B.79 |
| 1875760000 | LSF-SMT 3.81/10/180 3.5SN BK RL | B.67 |
| 1875810000 | LSF-SMT 3.81/11/180 3.5SN BK RL | B.67 |
| 1875920000 | LSF-SMT 3.81/02/90 3.5SN BK RL | B.63 |
| 1875930000 | LSF-SMT 3.81/03/90 3.5SN BK RL | B.63 |
| 1875940000 | LSF-SMT 3.81/04/90 3.5SN BK RL | B.63 |
| 1875950000 | LSF-SMT 3.81/05/90 3.5SN BK RL | B.63 |
| 1875960000 | LSF-SMT 3.81/06/90 3.5SN BK RL | B.63 |
| 1875970000 | LSF-SMT 3.81/07/90 3.5SN BK RL | B.63 |
| 1875980000 | LSF-SMT 3.81/08/90 3.5SN BK RL | B.63 |
| 1875990000 | LSF-SMT 3.81/09/90 3.5SN BK RL | B.63 |
| 1876000000 | LSF-SMT 3.81/10/90 3.5SN BK RL | B.63 |
| 1876010000 | LSF-SMT 3.81/11/90 3.5SN BK RL | B.63 |
| 1876020000 | LSF-SMT 5.00/02/180 1.5SN BK RL | B.73 |
| 1876030000 | LSF-SMT 5.00/03/180 1.5SN BK RL | B.73 |
| 1876050000 | LSF-SMT 5.00/04/180 1.5SN BK RL | B.73 |
| 1876060000 | LSF-SMT 5.00/05/180 1.5SN BK RL | B.73 |
| 1876070000 | LSF-SMT 5.00/06/180 1.5SN BK RL | B.73 |
| 1876080000 | LSF-SMT 5.00/07/180 1.5SN BK RL | B.73 |
| 1876090000 | LSF-SMT 5.00/08/180 1.5SN BK RL | B.73 |
| 1876100000 | LSF-SMT 5.08/07/180 1.5SN BK RL | B.79 |
| 1876110000 | LSF-SMT 5.00/02/180 3.5SN BK RL | B.73 |
| 1876120000 | LSF-SMT 5.08/06/90 3.5SN BK RL | B.75 |
| 1876130000 | LSF-SMT 5.00/03/180 3.5SN BK RL | B.73 |
| 1876140000 | LSF-SMT 5.00/04/180 3.5SN BK RL | B.73 |
| 1876150000 | LSF-SMT 5.08/06/90 1.5SN BK RL | B.75 |
| 1876160000 | LSF-SMT 5.00/05/180 3.5SN BK RL | B.73 |
| 1876170000 | LSF-SMT 5.08/06/180 3.5SN BK RL | B.79 |
| 1876180000 | LSF-SMT 5.08/06/180 1.5SN BK RL | B.79 |
| 1876190000 | LSF-SMT 5.08/05/90 3.5SN BK RL | B.75 |
| 1876200000 | LSF-SMT 5.00/06/180 3.5SN BK RL | B.73 |
| 1876210000 | LSF-SMT 5.08/05/90 1.5SN BK RL | B.75 |
| 1876220000 | LSF-SMT 5.00/07/180 3.5SN BK RL | B.73 |
| 1876230000 | LSF-SMT 5.00/08/180 3.5SN BK RL | B.73 |
| 1876240000 | LSF-SMT 5.00/02/90 1.5SN BK RL | B.69 |
| 1876250000 | LSF-SMT 5.08/05/180 3.5SN BK RL | B.79 |
| 1876260000 | LSF-SMT 5.00/03/90 1.5SN BK RL | B.69 |
| 1876270000 | LSF-SMT 5.00/04/90 1.5SN BK RL | B.69 |
| 1876280000 | LSF-SMT 5.00/05/90 1.5SN BK RL | B.69 |
| 1876290000 | LSF-SMT 5.08/05/180 1.5SN BK RL | B.79 |
| 1876300000 | LSF-SMT 5.00/06/90 1.5SN BK RL | B.69 |
| 1876310000 | LSF-SMT 5.08/04/90 3.5SN BK RL | B.75 |
| 1876330000 | LSF-SMT 5.00/07/90 1.5SN BK RL | B.69 |
| 1876340000 | SL-SMT 5.08/02/270GH 1.5SN BK BX | C.179 |
| 1876350000 | LSF-SMT 5.00/08/90 1.5SN BK RL | B.69 |
| 1876360000 | LSF-SMT 5.08/04/180 3.5SN BK RL | B.79 |
| 1876410000 | LSF-SMT 5.08/04/180 1.5SN BK RL | B.79 |
| 1876420000 | LSF-SMT 5.08/03/90 3.5SN BK RL | B.75 |
| 1876430000 | LSF-SMT 5.00/02/90 3.5SN BK RL | B.69 |
| 1876440000 | LSF-SMT 5.08/03/90 1.5SN BK RL | B.75 |
| 1876450000 | LSF-SMT 5.08/03/180 3.5SN BK RL | B.79 |
| 1876460000 | LSF-SMT 5.08/03/180 1.5SN BK RL | B.79 |
| 1876470000 | LSF-SMT 5.08/02/90 3.5SN BK RL | B.75 |
| 1876480000 | LSF-SMT 5.08/02/90 1.5SN BK RL | B.75 |
| 1876490000 | LSF-SMT 5.08/02/180 3.5SN BK RL | B.79 |
| 1876500000 | LSF-SMT 5.08/02/180 1.5SN BK RL | B.79 |
| 1876510000 | LSF-SMT 5.00/03/90 3.5SN BK RL | B.69 |
| 1876520000 | LSF-SMT 5.00/08/90 3.5SN BK RL | B.69 |
| 1876530000 | LSF-SMT 5.00/04/90 3.5SN BK RL | B.69 |
| 1876540000 | LSF-SMT 5.00/07/90 3.5SN BK RL | B.69 |
| 1876550000 | LSF-SMT 5.00/05/90 3.5SN BK RL | B.69 |
| 1876560000 | LSF-SMT 5.00/06/90 3.5SN BK RL | B.69 |
| 1876850000 | SL-SMT 5.08/02/270FL 3.2SN BK BX | C.180 |
| 1876860000 | SL-SMT 5.08/03/270FL 3.2SN BK BX | C.180 |
| 1876870000 | SL-SMT 5.08/04/270FL 3.2SN BK BX | C.180 |
| 1876880000 | SL-SMT 5.08/05/270FL 3.2SN BK BX | C.180 |
| 1876890000 | SL-SMT 5.08/06/270FL 3.2SN BK BX | C.180 |
| 1876900000 | SL-SMT 5.08/07/270FL 3.2SN BK BX | C.180 |
| 1876910000 | SL-SMT 5.08/08/270FL 3.2SN BK BX | C.180 |
| 1876920000 | SL-SMT 5.08/02/270FH 1.5 SN BK RL | C.181 |
| 1876930000 | SL-SMT 5.08/03/270FH 1.5 SN BK RL | C.181 |
| 1876940000 | SL-SMT 5.08/04/270FH 1.5 SN BK RL | C.181 |
| 1876950000 | SL-SMT 5.08/05/270FH 1.5 SN BK RL | C.181 |
| 1876960000 | SL-SMT 5.08/06/270FH 1.5 SN BK RL | C.181 |
| 1876970000 | SL-SMT 5.08/07/270FH 1.5 SN BK RL | C.181 |
| 1876980000 | SL-SMT 5.08/08/270FH 1.5 SN BK RL | C.181 |
| 1876990000 | SL-SMT 5.08/02/270FL 1.5 SN BK RL | C.181 |
| 1877000000 | SL-SMT 5.08/03/270FL 1.5 SN BK RL | C.181 |
| 1877010000 | SL-SMT 5.08/03/270GH 1.5SN BK BX | C.179 |
| 1877020000 | SL-SMT 5.08/04/270FL 1.5 SN BK RL | C.181 |
| 1877030000 | SL-SMT 5.08/04/270GH 1.5SN BK BX | C.179 |
| 1877040000 | SL-SMT 5.08/05/270GH 1.5SN BK BX | C.179 |
| 1877050000 | SL-SMT 5.08/06/270GH 1.5SN BK BX | C.179 |
| 1877060000 | SL-SMT 5.08/07/270GH 1.5SN BK BX | C.179 |
| 1877070000 | SL-SMT 5.08/05/270FL 1.5SN BK RL | C.181 |
| 1877080000 | SL-SMT 5.08/08/270GH 1.5SN BK BX | C.179 |
| 1877090000 | SL-SMT 5.08/06/270FL 1.5 SN BK RL | C.181 |
| 1877100000 | SL-SMT 5.08/02/270GL 1.5SN BK BX | C.178 |
| 1877110000 | SL-SMT 5.08/07/270FL 1.5 SN BK RL | C.181 |
| 1877120000 | SL-SMT 5.08/08/270FL 1.5 SN BK RL | C.181 |
| 1877130000 | SL-SMT 5.08/03/270GL 1.5SN BK BX | C.178 |
| 1877140000 | SL-SMT 5.08/04/270GL 1.5SN BK BX | C.178 |
| 1877150000 | SL-SMT 5.08/05/270GL 1.5SN BK BX | C.178 |
| 1877160000 | SL-SMT 5.08/06/270GL 1.5SN BK BX | C.178 |
| 1877170000 | SL-SMT 5.08/07/270GL 1.5SN BK BX | C.178 |
| 1877180000 | SL-SMT 5.08/08/270GL 1.5SN BK BX | C.178 |
| 1877190000 | SL-SMT 5.08/02/270FH 3.2SN BK BX | C.181 |
| 1877210000 | SL-SMT 5.08/03/270FH 3.2SN BK BX | C.181 |
| 1877330000 | SL-SMT 5.08/04/270FH 3.2SN BK BX | C.181 |
| 1877370000 | SL-SMT 5.08/02/270GH 3.2SN BK BX | C.179 |
| 1877380000 | SL-SMT 5.08/03/270GH 3.2SN BK BX | C.179 |
| 1877390000 | SL-SMT 5.08/04/270GH 3.2SN BK BX | C.179 |
| 1877400000 | SL-SMT 5.08/05/270GH 3.2SN BK BX | C.179 |
| 1877410000 | SL-SMT 5.08/06/270GH 3.2SN BK BX | C.179 |
| 1877420000 | SL-SMT 5.08/07/270GH 3.2SN BK BX | C.179 |
| 1877430000 | SL-SMT 5.08/05/270FH 3.2SN BK BX | C.181 |
| 1877450000 | SL-SMT 5.08/08/270GH 3.2SN BK BX | C.179 |
| 1877460000 | SL-SMT 5.08/06/270FH 3.2SN BK BX | C.181 |
| 1877470000 | SL-SMT 5.08/02/270GL 3.2SN BK BX | C.178 |
| 1877480000 | SL-SMT 5.08/07/270FH 3.2SN BK BX | C.181 |
| 1877490000 | SL-SMT 5.08/03/270GL 3.2SN BK BX | C.178 |
| 1877500000 | SL-SMT 5.08/08/270FH 3.2SN BK BX | C.181 |
| 1877510000 | SL-SMT 5.08/04/270GL 3.2SN BK BX | C.178 |
| 1877520000 | SL-SMT 5.08/05/270GL 3.2SN BK BX | C.178 |
| 1877530000 | SL-SMT 5.08/06/270GL 3.2SN BK BX | C.178 |
| 1877540000 | SL-SMT 5.08/07/270GL 3.2SN BK BX | C.178 |
| 1877550000 | SL-SMT 5.08/08/270GL 3.2SN BK BX | C.178 |
| 1877560000 | SL-SMT 5.08/02/270GH 1.5SN BK RL | C.179 |
| 1877600000 | SL-SMT 5.08/03/270GH 1.5SN BK RL | C.179 |
| 1877610000 | SL-SMT 5.08/04/270GH 1.5SN BK RL | C.179 |
| 1877620000 | SL-SMT 5.08/05/270GH 1.5SN BK RL | C.179 |
| 1877630000 | SL-SMT 5.08/06/270GH 1.5SN BK RL | C.179 |
| 1877640000 | SL-SMT 5.08/07/270GH 1.5SN BK RL | C.179 |
| 1877650000 | SL-SMT 5.08/08/270GH 1.5SN BK RL | C.179 |
| 1877680000 | MF 5/7,5 MC NEUTRAL | I.15 |
| 1877740000 | SL-SMT 5.08/02/270GL 1.5SN BK RL | C.179 |
| 1877750000 | SL-SMT 5.08/03/270GL 1.5SN BK RL | C.179 |
| 1877760000 | SL-SMT 5.08/04/270GL 1.5SN BK RL | C.179 |
| 1877770000 | SL-SMT 5.08/05/270GL 1.5SN BK RL | C.179 |
| 1877780000 | SL-SMT 5.08/06/270GL 1.5SN BK RL | C.179 |
| 1877790000 | SL-SMT 5.08/07/270GL 1.5SN BK RL | C.179 |
| 1877800000 | SL-SMT 5.08/08/270GL 1.5SN BK RL | C.179 |
| 1877960000 | SL-SMT 5.08/02/270FH 1.5SN BK BX | C.181 |
| 1877970000 | SL-SMT 5.08/03/270FH 1.5SN BK BX | C.181 |
| 1877980000 | SL-SMT 5.08/04/270FH 1.5SN BK BX | C.181 |
| 1877990000 | SL-SMT 5.08/05/270FH 1.5SN BK BX | C.181 |
| 1878000000 | SL-SMT 5.08/06/270FH 1.5SN BK BX | C.181 |
| 1878010000 | SL-SMT 5.08/07/270FH 1.5SN BK BX | C.181 |
| 1878020000 | SL-SMT 5.08/08/270FH 1.5SN BK BX | C.181 |
| 1878090000 | SL-SMT 5.08/02/270FL 1.5SN BK BX | C.180 |
| 1878110000 | SL-SMT 5.08/03/270FL 1.5SN BK BX | C.180 |
| 1878120000 | SL-SMT 5.08/04/270FL 1.5SN BK BX | C.180 |
| 1878130000 | SL-SMT 5.08/05/270FL 1.5SN BK BX | C.180 |
| 1878140000 | SL-SMT 5.08/06/270FL 1.5SN BK BX | C.180 |
| 1878150000 | SL-SMT 5.08/07/270FL 1.5SN BK BX | C.180 |
| 1878160000 | SL-SMT 5.08/08/270FL 1.5SN BK BX | C.180 |
| 1878520000 | LSF-SMT 5.08/04/90 1.5SN BK RL | B.75 |
| 1879920000 | SL-SMT 5.08/13/180F 1.5SN BK BX | C.174 |

## 1880000000

| | | |
|---|---|---|
| 1880940000 | SL-SMT 5.08/09/180F 1.5SN BK BX | C.174 |
| 1880950000 | SL-SMT 5.08/10/180F 1.5SN BK BX | C.174 |
| 1880960000 | SL-SMT 5.08/11/180F 1.5SN BK BX | C.174 |
| 1880970000 | SL-SMT 5.08/12/180F 1.5SN BK BX | C.174 |
| 1881310000 | SLDV-THR 5.08/28/180F 1.5SN BK BX | C.184 |
| 1881320000 | SLDV-THR 5.08/30/180F 1.5SN BK BX | C.184 |
| 1881330000 | SLDV-THR 5.08/32/180F 1.5SN BK BX | C.184 |
| 1881340000 | SLDV-THR 5.00/20/180F 3.2SN BK BX | C.143 |
| 1881350000 | SLDV-THR 5.08/34/180F 1.5SN BK BX | C.184 |
| 1881360000 | SLDV-THR 5.08/36/180F 1.5SN BK BX | C.184 |
| 1881370000 | SLDV-THR 5.00/24/180F 3.2SN BK BX | C.143 |
| 1881380000 | SLDV-THR 5.08/38/180F 1.5SN BK BX | C.184 |
| 1881390000 | SLDV-THR 5.00/28/180F 3.2SN BK BX | C.143 |
| 1881400000 | SLDV-THR 5.00/32/180F 3.2SN BK BX | C.143 |
| 1881410000 | SLDV-THR 5.08/40/180F 1.5SN BK BX | C.184 |
| 1881420000 | SLDV-THR 5.00/34/180F 3.2SN BK BX | C.143 |
| 1881430000 | SLDV-THR 5.08/42/180F 1.5SN BK BX | C.184 |





«ЭЛЕКТРО-ПРОФИ» - http://www.ep.ru

| Order No. | Type | Page |
|---|---|---|
| 1881440000 | SLDV-THR 5.08/44/180F 1.5SN BK BX | C.184 |
| 1881450000 | SLDV-THR 5.08/46/180F 1.5SN BK BX | C.184 |
| 1881460000 | SLDV-THR 5.08/48/180F 1.5SN BK BX | C.184 |
| 1881470000 | SLDV-THR 5.00/36/180F 3.2SN BK BX | C.143 |
| 1881480000 | SLDV-THR 5.08/28/180FLF 1.5SN BK BX | C.185 |
| 1881490000 | SLDV-THR 5.00/40/180F 3.2SN BK BX | C.143 |
| 1881500000 | SLDV-THR 5.08/30/180FLF 1.5SN BK BX | C.185 |
| 1881510000 | SLDV-THR 5.08/32/180FLF 1.5SN BK BX | C.185 |
| 1881520000 | SLDV-THR 5.08/34/180FLF 1.5SN BK BX | C.185 |
| 1881530000 | SLDV-THR 5.08/36/180FLF 1.5SN BK BX | C.185 |
| 1881540000 | SLDV-THR 5.08/38/180FLF 1.5SN BK BX | C.185 |
| 1881550000 | SLDV-THR 5.08/40/180FLF 1.5SN BK BX | C.185 |
| 1881560000 | SLDV-THR 5.08/42/180FLF 1.5SN BK BX | C.185 |
| 1881570000 | SLDV-THR 5.08/44/180FLF 1.5SN BK BX | C.185 |
| 1881580000 | SLDV-THR 5.08/46/180FLF 1.5SN BK BX | C.185 |
| 1881590000 | SLDV-THR 5.08/48/180FLF 1.5SN BK BX | C.185 |
| 1882690000 | SLDV-THR 5.00/04/180G 3.2SN BK BX | C.142 |
| 1882700000 | SLDV-THR 5.00/06/180G 3.2SN BK BX | C.142 |
| 1882710000 | SLDV-THR 5.00/10/180G 3.2SN BK BX | C.142 |
| 1882720000 | SLDV-THR 5.00/12/180G 3.2SN BK BX | C.142 |
| 1882730000 | SLDV-THR 5.00/14/180G 3.2SN BK BX | C.142 |
| 1882740000 | SLDV-THR 5.00/18/180G 3.2SN BK BX | C.142 |
| 1882750000 | SLDV-THR 5.00/22/180G 3.2SN BK BX | C.142 |
| 1882760000 | SLDV-THR 5.00/24/180G 3.2SN BK BX | C.142 |
| 1882770000 | SLDV-THR 5.00/26/180G 3.2SN BK BX | C.142 |
| 1882780000 | SLDV-THR 5.00/28/180G 3.2SN BK BX | C.142 |
| 1882790000 | SLDV-THR 5.00/30/180G 3.2SN BK BX | C.142 |
| 1882800000 | SLDV-THR 5.00/32/180G 3.2SN BK BX | C.142 |
| 1882810000 | SLDV-THR 5.00/34/180G 3.2SN BK BX | C.142 |
| 1882820000 | SLDV-THR 5.00/36/180G 3.2SN BK BX | C.142 |
| 1882830000 | SLDV-THR 5.00/38/180G 3.2SN BK BX | C.142 |
| 1882840000 | SLDV-THR 5.00/42/180G 3.2SN BK BX | C.142 |
| 1882850000 | SLDV-THR 5.00/44/180G 3.2SN BK BX | C.142 |
| 1882860000 | SLDV-THR 5.00/46/180G 3.2SN BK BX | C.142 |
| 1882870000 | SLDV-THR 5.00/48/180G 3.2SN BK BX | C.142 |
| 1882930000 | SLDV-THR 5.00/04/180F 3.2SN BK BX | C.143 |
| 1882940000 | SLDV-THR 5.00/06/180F 3.2SN BK BX | C.143 |
| 1882950000 | SLDV-THR 5.00/08/180F 3.2SN BK BX | C.143 |
| 1882960000 | SLDV-THR 5.00/10/180F 3.2SN BK BX | C.143 |
| 1882970000 | SLDV-THR 5.00/12/180F 3.2SN BK BX | C.143 |
| 1882980000 | SLDV-THR 5.00/14/180F 3.2SN BK BX | C.143 |
| 1882990000 | SLDV-THR 5.00/16/180F 3.2SN BK BX | C.143 |
| 1883000000 | SLDV-THR 5.00/18/180F 3.2SN BK BX | C.143 |
| 1883010000 | SLDV-THR 5.00/22/180F 3.2SN BK BX | C.143 |
| 1883020000 | SLDV-THR 5.00/26/180F 3.2SN BK BX | C.143 |
| 1883030000 | SLDV-THR 5.00/30/180F 3.2SN BK BX | C.143 |
| 1883040000 | SLDV-THR 5.00/38/180F 3.2SN BK BX | C.143 |
| 1883050000 | SLDV-THR 5.00/42/180F 3.2SN BK BX | C.143 |
| 1883060000 | SLDV-THR 5.00/44/180F 3.2SN BK BX | C.143 |
| 1883070000 | SLDV-THR 5.00/46/180F 3.2SN BK BX | C.143 |
| 1883080000 | SLDV-THR 5.00/48/180F 3.2SN BK BX | C.143 |
| 1883100000 | SLDV-THR 5.00/04/180FLF 3.2SN BK BX | C.143 |
| 1883110000 | SLDV-THR 5.00/06/180FLF 3.2SN BK BX | C.143 |
| 1883120000 | SLDV-THR 5.00/08/180FLF 3.2SN BK BX | C.143 |
| 1883130000 | SLDV-THR 5.00/10/180FLF 3.2SN BK BX | C.143 |
| 1883140000 | SLDV-THR 5.00/12/180FLF 3.2SN BK BX | C.143 |
| 1883150000 | SLDV-THR 5.00/14/180FLF 3.2SN BK BX | C.143 |
| 1883160000 | SLDV-THR 5.00/16/180FLF 3.2SN BK BX | C.143 |
| 1883170000 | SLDV-THR 5.00/18/180FLF 3.2SN BK BX | C.143 |
| 1883180000 | SLDV-THR 5.00/20/180FLF 3.2SN BK BX | C.143 |
| 1883190000 | SLDV-THR 5.00/22/180FLF 3.2SN BK BX | C.143 |
| 1883200000 | SLDV-THR 5.00/24/180FLF 3.2SN BK BX | C.143 |
| 1883230000 | SLDV-THR 5.00/26/180FLF 3.2SN BK BX | C.143 |
| 1883240000 | SLDV-THR 5.00/28/180FLF 3.2SN BK BX | C.143 |
| 1883250000 | SLDV-THR 5.00/30/180FLF 3.2SN BK BX | C.143 |
| 1883270000 | SLDV-THR 5.00/32/180FLF 3.2SN BK BX | C.143 |
| 1883280000 | SLDV-THR 5.00/34/180FLF 3.2SN BK BX | C.143 |
| 1883290000 | SLDV-THR 5.00/36/180FLF 3.2SN BK BX | C.143 |
| 1883300000 | SLDV-THR 5.00/38/180FLF 3.2SN BK BX | C.143 |
| 1883310000 | SLDV-THR 5.00/40/180FLF 3.2SN BK BX | C.143 |
| 1883320000 | SLDV-THR 5.00/42/180FLF 3.2SN BK BX | C.143 |
| 1883330000 | SLDV-THR 5.00/44/180FLF 3.2SN BK BX | C.143 |
| 1883340000 | SLDV-THR 5.00/46/180FLF 3.2SN BK BX | C.143 |
| 1883350000 | SLDV-THR 5.00/48/180FLF 3.2SN BK BX | C.143 |
| 1884340000 | LSF-SMT 5.00/02/135 3.5SN BK TU | B.70 |
| 1884370000 | LSF-SMT 5.00/03/135 3.5SN BK TU | B.70 |
| 1884380000 | LSF-SMT 5.00/04/135 3.5SN BK TU | B.70 |
| 1884390000 | LSF-SMT 5.00/05/135 3.5SN BK TU | B.70 |
| 1884400000 | LSF-SMT 5.00/06/135 3.5SN BK TU | B.70 |
| 1884410000 | LSF-SMT 5.00/07/135 3.5SN BK TU | B.70 |
| 1884420000 | LSF-SMT 5.00/08/135 3.5SN BK TU | B.70 |
| 1884430000 | LSF-SMT 5.00/09/135 3.5SN BK TU | B.70 |
| 1884440000 | LSF-SMT 5.00/10/135 3.5SN BK TU | B.70 |
| 1884450000 | LSF-SMT 5.00/11/135 3.5SN BK TU | B.70 |
| 1884460000 | LSF-SMT 5.00/12/135 3.5SN BK TU | B.70 |
| 1884470000 | LSF-SMT 5.00/13/135 3.5SN BK TU | B.70 |
| 1884500000 | LSF-SMT 5.00/14/135 3.5SN BK TU | B.70 |
| 1884510000 | LSF-SMT 5.00/15/135 3.5SN BK TU | B.70 |
| 1884520000 | LSF-SMT 5.00/16/135 3.5SN BK TU | B.70 |
| 1884530000 | LSF-SMT 5.00/02/135 1.5SN BK TU | B.70 |
| 1884540000 | LSF-SMT 5.00/03/135 1.5SN BK TU | B.70 |
| 1884550000 | LSF-SMT 5.00/04/135 1.5SN BK TU | B.70 |
| 1884560000 | LSF-SMT 5.00/05/135 1.5SN BK TU | B.70 |
| 1884570000 | LSF-SMT 5.00/06/135 1.5SN BK TU | B.70 |
| 1884580000 | LSF-SMT 5.00/07/135 1.5SN BK TU | B.70 |
| 1884590000 | LSF-SMT 5.00/08/135 1.5SN BK TU | B.70 |
| 1884600000 | LSF-SMT 5.00/09/135 1.5SN BK TU | B.70 |
| 1884660000 | LSF-SMT 5.00/10/135 1.5SN BK TU | B.70 |
| 1884670000 | LSF-SMT 5.00/11/135 1.5SN BK TU | B.70 |
| 1884680000 | LSF-SMT 5.00/12/135 1.5SN BK TU | B.70 |
| 1884690000 | LSF-SMT 5.00/13/135 1.5SN BK TU | B.70 |
| 1884700000 | LSF-SMT 5.00/14/135 1.5SN BK TU | B.70 |
| 1884710000 | LSF-SMT 5.00/15/135 1.5SN BK TU | B.70 |
| 1884720000 | LSF-SMT 5.00/16/135 1.5SN BK TU | B.70 |
| 1884730000 | LSF-SMT 5.08/02/135 1.5SN BK TU | B.76 |
| 1884740000 | LSF-SMT 5.08/03/135 1.5SN BK TU | B.76 |
| 1884750000 | LSF-SMT 5.08/04/135 1.5SN BK TU | B.76 |
| 1884760000 | LSF-SMT 5.08/05/135 1.5SN BK TU | B.76 |
| 1884770000 | LSF-SMT 5.08/06/135 1.5SN BK TU | B.76 |
| 1884780000 | LSF-SMT 5.08/07/135 1.5SN BK TU | B.76 |
| 1884790000 | LSF-SMT 5.08/08/135 1.5SN BK TU | B.76 |
| 1884800000 | LSF-SMT 5.08/09/135 1.5SN BK TU | B.76 |
| 1884810000 | LSF-SMT 5.08/10/135 1.5SN BK TU | B.76 |
| 1884820000 | LSF-SMT 5.08/11/135 1.5SN BK TU | B.76 |
| 1884830000 | LSF-SMT 5.08/12/135 1.5SN BK TU | B.76 |
| 1884840000 | LSF-SMT 5.08/13/135 1.5SN BK TU | B.76 |
| 1884850000 | LSF-SMT 5.08/14/135 1.5SN BK TU | B.76 |
| 1884860000 | LSF-SMT 5.08/15/135 1.5SN BK TU | B.76 |
| 1884870000 | LSF-SMT 5.08/16/135 1.5SN BK TU | B.76 |
| 1884880000 | LSF-SMT 7.50/02/135 1.5SN BK TU | B.82 |
| 1884890000 | LSF-SMT 7.50/03/135 1.5SN BK TU | B.82 |
| 1884900000 | LSF-SMT 7.50/04/135 1.5SN BK TU | B.82 |
| 1884910000 | LSF-SMT 7.50/05/135 1.5SN BK TU | B.82 |
| 1884920000 | LSF-SMT 7.50/06/135 1.5SN BK TU | B.82 |
| 1884930000 | LSF-SMT 7.50/07/135 1.5SN BK TU | B.82 |
| 1884940000 | LSF-SMT 7.50/08/135 1.5SN BK TU | B.82 |
| 1884950000 | LSF-SMT 7.62/02/135 1.5SN BK TU | B.88 |
| 1884960000 | LSF-SMT 7.62/03/135 1.5SN BK TU | B.88 |
| 1884970000 | LSF-SMT 7.62/04/135 1.5SN BK TU | B.88 |
| 1884980000 | LSF-SMT 7.62/05/135 1.5SN BK TU | B.88 |
| 1884990000 | LSF-SMT 7.62/06/135 1.5SN BK TU | B.88 |
| 1885000000 | LSF-SMT 7.62/07/135 1.5SN BK TU | B.88 |
| 1885010000 | LSF-SMT 7.62/08/135 1.5SN BK TU | B.88 |
| 1885020000 | LSF-SMT 5.08/02/135 3.5SN BK TU | B.76 |
| 1885030000 | LSF-SMT 5.08/03/135 3.5SN BK TU | B.76 |
| 1885040000 | LSF-SMT 5.08/04/135 3.5SN BK TU | B.76 |
| 1885050000 | LSF-SMT 5.08/05/135 3.5SN BK TU | B.76 |
| 1885060000 | LSF-SMT 5.08/06/135 3.5SN BK TU | B.76 |
| 1885070000 | LSF-SMT 5.08/07/135 3.5SN BK TU | B.76 |
| 1885080000 | LSF-SMT 5.08/08/135 3.5SN BK TU | B.76 |
| 1885090000 | LSF-SMT 5.08/09/135 3.5SN BK TU | B.76 |
| 1885100000 | LSF-SMT 5.08/10/135 3.5SN BK TU | B.76 |
| 1885110000 | LSF-SMT 5.08/11/135 3.5SN BK TU | B.76 |
| 1885120000 | LSF-SMT 5.08/12/135 3.5SN BK TU | B.76 |
| 1885130000 | LSF-SMT 5.08/13/135 3.5SN BK TU | B.76 |
| 1885140000 | LSF-SMT 5.08/14/135 3.5SN BK TU | B.76 |
| 1885150000 | LSF-SMT 5.08/15/135 3.5SN BK TU | B.76 |
| 1885160000 | LSF-SMT 5.08/16/135 3.5SN BK TU | B.76 |
| 1885180000 | LSF-SMT 3.50/02/135 1.5SN BK TU | B.58 |
| 1885190000 | LSF-SMT 3.50/03/135 1.5SN BK TU | B.58 |
| 1885200000 | LSF-SMT 3.50/04/135 1.5SN BK TU | B.58 |
| 1885210000 | LSF-SMT 3.50/05/135 1.5SN BK TU | B.58 |
| 1885220000 | LSF-SMT 3.50/06/135 1.5SN BK TU | B.58 |
| 1885230000 | LSF-SMT 3.50/07/135 1.5SN BK TU | B.58 |
| 1885240000 | LSF-SMT 3.50/08/135 1.5SN BK TU | B.58 |
| 1885250000 | LSF-SMT 3.50/09/135 1.5SN BK TU | B.58 |
| 1885260000 | LSF-SMT 3.50/10/135 1.5SN BK TU | B.58 |
| 1885270000 | LSF-SMT 3.50/11/135 1.5SN BK TU | B.58 |
| 1885280000 | LSF-SMT 3.50/12/135 1.5SN BK TU | B.58 |
| 1885290000 | LSF-SMT 3.50/13/135 1.5SN BK TU | B.58 |
| 1885300000 | LSF-SMT 3.50/14/135 1.5SN BK TU | B.58 |
| 1885310000 | LSF-SMT 3.50/15/135 1.5SN BK TU | B.58 |
| 1885320000 | LSF-SMT 3.50/16/135 1.5SN BK TU | B.58 |
| 1885330000 | LSF-SMT 3.50/17/135 1.5SN BK TU | B.58 |
| 1885340000 | LSF-SMT 3.50/18/135 1.5SN BK TU | B.58 |
| 1885350000 | LSF-SMT 3.50/19/135 1.5SN BK TU | B.58 |
| 1885360000 | LSF-SMT 3.50/20/135 1.5SN BK TU | B.58 |
| 1885370000 | LSF-SMT 3.50/21/135 1.5SN BK TU | B.58 |
| 1885380000 | LSF-SMT 3.50/22/135 1.5SN BK TU | B.58 |
| 1885390000 | LSF-SMT 3.50/23/135 1.5SN BK TU | B.58 |
| 1885400000 | LSF-SMT 3.50/24/135 1.5SN BK TU | B.58 |
| 1885410000 | LSF-SMT 3.81/02/135 1.5SN BK TU | B.64 |
| 1885420000 | LSF-SMT 3.81/03/135 1.5SN BK TU | B.64 |
| 1885430000 | LSF-SMT 3.81/04/135 1.5SN BK TU | B.64 |
| 1885440000 | LSF-SMT 3.81/05/135 1.5SN BK TU | B.64 |
| 1885450000 | LSF-SMT 3.81/06/135 1.5SN BK TU | B.64 |
| 1885460000 | LSF-SMT 3.81/07/135 1.5SN BK TU | B.64 |
| 1885470000 | LSF-SMT 3.81/08/135 1.5SN BK TU | B.64 |
| 1885480000 | LSF-SMT 3.81/09/135 1.5SN BK TU | B.64 |
| 1885490000 | LSF-SMT 3.81/10/135 1.5SN BK TU | B.64 |
| 1885510000 | LSF-SMT 3.81/11/135 1.5SN BK TU | B.64 |
| 1885520000 | LSF-SMT 3.81/12/135 1.5SN BK TU | B.64 |
| 1885530000 | LSF-SMT 3.81/13/135 1.5SN BK TU | B.64 |
| 1885540000 | LSF-SMT 3.81/14/135 1.5SN BK TU | B.64 |
| 1885550000 | LSF-SMT 3.81/15/135 1.5SN BK TU | B.64 |
| 1885560000 | LSF-SMT 3.81/16/135 1.5SN BK TU | B.64 |
| 1885570000 | LSF-SMT 3.81/17/135 1.5SN BK TU | B.64 |
| 1885580000 | LSF-SMT 3.81/18/135 1.5SN BK TU | B.64 |
| 1885590000 | LSF-SMT 3.81/19/135 1.5SN BK TU | B.64 |
| 1885600000 | LSF-SMT 3.81/20/135 1.5SN BK TU | B.64 |
| 1885610000 | LSF-SMT 3.81/21/135 1.5SN BK TU | B.64 |
| 1885620000 | LSF-SMT 3.81/22/135 1.5SN BK TU | B.64 |
| 1885630000 | LSF-SMT 3.81/23/135 1.5SN BK TU | B.64 |
| 1885640000 | LSF-SMT 3.81/24/135 1.5SN BK TU | B.64 |
| 1885650000 | LSF-SMT 3.50/02/135 3.5SN BK TU | B.58 |
| 1885660000 | LSF-SMT 3.50/03/135 3.5SN BK TU | B.58 |
| 1885670000 | LSF-SMT 3.50/04/135 3.5SN BK TU | B.58 |
| 1885680000 | LSF-SMT 3.50/05/135 3.5SN BK TU | B.58 |
| 1885690000 | LSF-SMT 3.50/06/135 3.5SN BK TU | B.58 |
| 1885700000 | LSF-SMT 3.50/07/135 3.5SN BK TU | B.58 |
| 1885710000 | LSF-SMT 3.50/08/135 3.5SN BK TU | B.58 |
| 1885720000 | LSF-SMT 3.50/09/135 3.5SN BK TU | B.58 |
| 1885730000 | LSF-SMT 3.50/10/135 3.5SN BK TU | B.58 |
| 1885740000 | LSF-SMT 3.50/11/135 3.5SN BK TU | B.58 |
| 1885750000 | LSF-SMT 3.50/12/135 3.5SN BK TU | B.58 |
| 1885760000 | LSF-SMT 3.50/13/135 3.5SN BK TU | B.58 |
| 1885770000 | LSF-SMT 3.50/14/135 3.5SN BK TU | B.58 |
| 1885780000 | LSF-SMT 3.50/15/135 3.5SN BK TU | B.58 |
| 1885790000 | LSF-SMT 3.50/16/135 3.5SN BK TU | B.58 |
| 1885800000 | LSF-SMT 3.50/17/135 3.5SN BK TU | B.58 |
| 1885810000 | LSF-SMT 3.50/18/135 3.5SN BK TU | B.58 |
| 1885820000 | LSF-SMT 3.50/19/135 3.5SN BK TU | B.58 |
| 1885830000 | LSF-SMT 3.50/20/135 3.5SN BK TU | B.58 |
| 1885840000 | LSF-SMT 3.50/21/135 3.5SN BK TU | B.58 |
| 1885850000 | LSF-SMT 3.50/22/135 3.5SN BK TU | B.58 |
| 1885860000 | LSF-SMT 3.50/23/135 3.5SN BK TU | B.58 |
| 1885870000 | LSF-SMT 3.50/24/135 3.5SN BK TU | B.58 |
| 1885880000 | LSF-SMT 3.81/02/135 3.5SN BK TU | B.64 |
| 1885890000 | LSF-SMT 3.81/03/135 3.5SN BK TU | B.64 |
| 1885900000 | LSF-SMT 3.81/04/135 3.5SN BK TU | B.64 |
| 1885910000 | LSF-SMT 3.81/05/135 3.5SN BK TU | B.64 |
| 1885920000 | LSF-SMT 3.81/06/135 3.5SN BK TU | B.64 |
| 1885930000 | LSF-SMT 3.81/07/135 3.5SN BK TU | B.64 |
| 1885940000 | LSF-SMT 3.81/08/135 3.5SN BK TU | B.64 |
| 1885950000 | LSF-SMT 3.81/09/135 3.5SN BK TU | B.64 |
| 1885960000 | LSF-SMT 3.81/10/135 3.5SN BK TU | B.64 |
| 1885970000 | LSF-SMT 3.81/11/135 3.5SN BK TU | B.64 |
| 1885980000 | LSF-SMT 3.81/12/135 3.5SN BK TU | B.64 |
| 1885990000 | LSF-SMT 3.81/13/135 3.5SN BK TU | B.64 |
| 1886000000 | LSF-SMT 3.81/14/135 3.5SN BK TU | B.64 |
| 1886010000 | LSF-SMT 3.81/15/135 3.5SN BK TU | B.64 |
| 1886020000 | LSF-SMT 3.81/16/135 3.5SN BK TU | B.64 |
| 1886030000 | LSF-SMT 3.81/17/135 3.5SN BK TU | B.64 |
| 1886040000 | LSF-SMT 3.81/18/135 3.5SN BK TU | B.64 |
| 1886050000 | LSF-SMT 3.81/19/135 3.5SN BK TU | B.64 |
| 1886060000 | LSF-SMT 3.81/20/135 3.5SN BK TU | B.64 |
| 1886070000 | LSF-SMT 3.81/21/135 3.5SN BK TU | B.64 |
| 1886080000 | LSF-SMT 3.81/22/135 3.5SN BK TU | B.64 |
| 1886090000 | LSF-SMT 3.81/23/135 3.5SN BK TU | B.64 |
| 1886100000 | LSF-SMT 3.81/24/135 3.5SN BK TU | B.64 |
| 1886110000 | LSF-SMT 7.50/02/135 3.5SN BK TU | B.82 |
| 1886120000 | LSF-SMT 7.50/03/135 3.5SN BK TU | B.82 |
| 1886130000 | LSF-SMT 7.50/04/135 3.5SN BK TU | B.82 |
| 1886140000 | LSF-SMT 7.50/05/135 3.5SN BK TU | B.82 |
| 1886150000 | LSF-SMT 7.50/06/135 3.5SN BK TU | B.82 |
| 1886160000 | LSF-SMT 7.50/07/135 3.5SN BK TU | B.82 |
| 1886170000 | LSF-SMT 7.50/08/135 3.5SN BK TU | B.82 |
| 1886180000 | LSF-SMT 7.62/02/135 3.5SN BK TU | B.88 |
| 1886190000 | LSF-SMT 7.62/03/135 3.5SN BK TU | B.88 |
| 1886200000 | LSF-SMT 7.62/04/135 3.5SN BK TU | B.88 |
| 1886210000 | LSF-SMT 7.62/05/135 3.5SN BK TU | B.88 |
| 1886220000 | LSF-SMT 7.62/06/135 3.5SN BK TU | B.88 |
| 1886230000 | LSF-SMT 7.62/07/135 3.5SN BK TU | B.88 |
| 1886240000 | LSF-SMT 7.62/08/135 3.5SN BK TU | B.88 |
| 1887110000 | LSF-SMT 7.62/02/135 1.5SN BK RL | B.89 |
| 1887120000 | LSF-SMT 7.62/03/135 1.5SN BK RL | B.89 |
| 1887130000 | LSF-SMT 7.62/04/135 1.5SN BK RL | B.89 |
| 1887140000 | LSF-SMT 7.62/05/135 1.5SN BK RL | B.89 |
| 1887150000 | LSF-SMT 7.62/06/135 1.5SN BK RL | B.89 |
| 1887160000 | LSF-SMT 7.62/02/135 3.5SN BK RL | B.89 |
| 1887170000 | LSF-SMT 7.62/03/135 3.5SN BK RL | B.89 |
| 1887180000 | LSF-SMT 7.62/04/135 3.5SN BK RL | B.89 |
| 1887190000 | LSF-SMT 7.62/05/135 3.5SN BK RL | B.89 |
| 1887200000 | LSF-SMT 7.62/06/135 3.5SN BK RL | B.89 |
| 1887340000 | LSF-SMT 3.50/02/135 3.5SN BK RL | B.59 |
| 1887350000 | LSF-SMT 3.50/03/135 3.5SN BK RL | B.59 |
| 1887360000 | LSF-SMT 3.50/04/135 3.5SN BK RL | B.59 |
| 1887460000 | LSF-SMT 3.50/05/135 3.5SN BK RL | B.59 |
| 1887470000 | LSF-SMT 3.50/06/135 3.5SN BK RL | B.59 |
| 1887480000 | LSF-SMT 3.50/07/135 3.5SN BK RL | B.59 |
| 1887490000 | LSF-SMT 3.50/08/135 3.5SN BK RL | B.59 |
| 1887500000 | LSF-SMT 3.50/09/135 3.5SN BK RL | B.59 |
| 1887510000 | LSF-SMT 3.50/10/135 3.5SN BK RL | B.59 |
| 1887520000 | LSF-SMT 3.50/11/135 3.5SN BK RL | B.59 |
| 1887530000 | LSF-SMT 3.50/12/135 3.5SN BK RL | B.59 |
| 1887550000 | LSF-SMT 3.50/02/135 1.5SN BK RL | B.59 |
| 1887560000 | LSF-SMT 3.50/03/135 1.5SN BK RL | B.59 |
| 1887580000 | LSF-SMT 3.50/04/135 1.5SN BK RL | B.59 |
| 1887630000 | LSF-SMT 3.50/05/135 1.5SN BK RL | B.59 |
| 1887640000 | LSF-SMT 3.50/06/135 1.5SN BK RL | B.59 |
| 1887650000 | LSF-SMT 3.50/07/135 1.5SN BK RL | B.59 |
| 1887660000 | LSF-SMT 3.50/08/135 1.5SN BK RL | B.59 |
| 1887670000 | LSF-SMT 3.50/09/135 1.5SN BK RL | B.59 |
| 1887680000 | LSF-SMT 3.50/10/135 1.5SN BK RL | B.59 |
| 1887690000 | LSF-SMT 3.50/11/135 1.5SN BK RL | B.59 |
| 1887700000 | LSF-SMT 3.50/12/135 1.5SN BK RL | B.59 |
| 1888320000 | LSF-SMT 3.81/02/135 3.5SN BK RL | B.65 |
| 1888330000 | LSF-SMT 3.81/03/135 3.5SN BK RL | B.65 |
| 1888340000 | LSF-SMT 3.81/04/135 3.5SN BK RL | B.65 |
| 1888380000 | LSF-SMT 3.81/05/135 3.5SN BK RL | B.65 |
| 1888390000 | LSF-SMT 3.81/06/135 3.5SN BK RL | B.65 |
| 1888400000 | LSF-SMT 3.81/07/135 3.5SN BK RL | B.65 |
| 1888410000 | LSF-SMT 3.81/08/135 3.5SN BK RL | B.65 |
| 1888420000 | LSF-SMT 3.81/09/135 3.5SN BK RL | B.65 |
| 1888430000 | LSF-SMT 3.81/10/135 3.5SN BK RL | B.65 |
| 1888440000 | LSF-SMT 3.81/11/135 3.5SN BK RL | B.65 |
| 1888450000 | LSF-SMT 3.81/02/135 1.5SN BK RL | B.65 |
| 1888460000 | LSF-SMT 3.81/03/135 1.5SN BK RL | B.65 |
| 1888470000 | LSF-SMT 3.81/04/135 1.5SN BK RL | B.65 |
| 1888480000 | LSF-SMT 3.81/05/135 1.5SN BK RL | B.65 |





«ЭЛЕКТРО-ПРОФИ» - http://www.ep.ru

| Order No. | Type | Page |
|---|---|---|
| 1888490000 | LSF-SMT 3.81/06/135 1.5SN BK RL | B.65 |
| 1888500000 | LSF-SMT 3.81/07/135 1.5SN BK RL | B.65 |
| 1888510000 | LSF-SMT 3.81/08/135 1.5SN BK RL | B.65 |
| 1888520000 | LSF-SMT 3.81/09/135 1.5SN BK RL | B.65 |
| 1888530000 | LSF-SMT 3.81/10/135 1.5SN BK RL | B.65 |
| 1888540000 | LSF-SMT 3.81/11/135 1.5SN BK RL | B.65 |
| 1888570000 | LSF-SMT 5.00/02/135 1.5SN BK RL | B.71 |
| 1888580000 | LSF-SMT 5.00/03/135 1.5SN BK RL | B.71 |
| 1888590000 | LSF-SMT 5.00/04/135 1.5SN BK RL | B.71 |
| 1888600000 | LSF-SMT 5.00/05/135 1.5SN BK RL | B.71 |
| 1888610000 | LSF-SMT 5.00/06/135 1.5SN BK RL | B.71 |
| 1888620000 | LSF-SMT 5.00/07/135 1.5SN BK RL | B.71 |
| 1888630000 | LSF-SMT 5.00/08/135 1.5SN BK RL | B.71 |
| 1888640000 | LSF-SMT 5.00/02/135 3.5SN BK RL | B.71 |
| 1888650000 | LSF-SMT 5.00/03/135 3.5SN BK RL | B.71 |
| 1888660000 | LSF-SMT 5.00/04/135 3.5SN BK RL | B.71 |
| 1888670000 | LSF-SMT 5.00/05/135 3.5SN BK RL | B.71 |
| 1888680000 | LSF-SMT 5.00/06/135 3.5SN BK RL | B.71 |
| 1888690000 | LSF-SMT 5.00/07/135 3.5SN BK RL | B.71 |
| 1888700000 | LSF-SMT 5.00/08/135 3.5SN BK RL | B.71 |
| 1888710000 | LSF-SMT 5.08/02/135 1.5SN BK RL | B.77 |
| 1888720000 | LSF-SMT 5.08/03/135 1.5SN BK RL | B.77 |
| 1888730000 | LSF-SMT 5.08/04/135 1.5SN BK RL | B.77 |
| 1888740000 | LSF-SMT 5.08/05/135 1.5SN BK RL | B.77 |
| 1888750000 | LSF-SMT 5.08/06/135 1.5SN BK RL | B.77 |
| 1888760000 | LSF-SMT 5.08/07/135 1.5SN BK RL | B.77 |
| 1888770000 | LSF-SMT 5.08/08/135 1.5SN BK RL | B.77 |
| 1888780000 | LSF-SMT 5.08/02/135 3.5SN BK RL | B.77 |
| 1888790000 | LSF-SMT 5.08/03/135 3.5SN BK RL | B.77 |
| 1888810000 | LSF-SMT 5.08/04/135 3.5SN BK RL | B.77 |
| 1888830000 | LSF-SMT 5.08/05/135 3.5SN BK RL | B.77 |
| 1888840000 | LSF-SMT 5.08/06/135 3.5SN BK RL | B.77 |
| 1888870000 | LSF-SMT 5.08/07/135 3.5SN BK RL | B.77 |
| 1888880000 | LSF-SMT 5.08/08/135 3.5SN BK RL | B.77 |
| 1888890000 | LSF-SMT 7.50/02/135 1.5SN BK RL | B.83 |
| 1888910000 | LSF-SMT 7.50/03/135 1.5SN BK RL | B.83 |
| 1888930000 | LSF-SMT 7.50/04/135 1.5SN BK RL | B.83 |
| 1888940000 | LSF-SMT 7.50/05/135 1.5SN BK RL | B.83 |
| 1888950000 | LSF-SMT 7.50/06/135 1.5SN BK RL | B.83 |
| 1888970000 | LSF-SMT 7.50/02/135 3.5SN BK RL | B.83 |
| 1888990000 | LSF-SMT 7.50/03/135 3.5SN BK RL | B.83 |
| 1889000000 | LSF-SMT 7.50/04/135 3.5SN BK RL | B.83 |
| 1889020000 | LSF-SMT 7.50/05/135 3.5SN BK RL | B.83 |
| 1889030000 | LSF-SMT 7.50/06/135 3.5SN BK RL | B.83 |
| 1889200000 | SLDV-THR 5.08/28/180FLF 3.2SN BK BX | C.185 |
| 1889210000 | SLDV-THR 5.08/30/180FLF 3.2SN BK BX | C.185 |
| 1889220000 | SLDV-THR 5.08/34/180FLF 3.2SN BK BX | C.185 |
| 1889270000 | SLDV-THR 5.08/36/180FLF 3.2SN BK BX | C.185 |
| 1889280000 | SLDV-THR 5.08/38/180FLF 3.2SN BK BX | C.185 |
| 1889290000 | SLDV-THR 5.08/40/180FLF 3.2SN BK BX | C.185 |
| 1889300000 | SLDV-THR 5.08/42/180FLF 3.2SN BK BX | C.185 |
| 1889310000 | SLDV-THR 5.08/44/180FLF 3.2SN BK BX | C.185 |
| 1889320000 | SLDV-THR 5.08/46/180FLF 3.2SN BK BX | C.185 |
| 1889330000 | SLDV-THR 5.08/48/180FLF 3.2SN BK BX | C.185 |
| 1889340000 | SLDV-THR 5.08/28/180F 3.2SN BK BX | C.184 |
| 1889350000 | SLDV-THR 5.08/30/180F 3.2SN BK BX | C.184 |
| 1889360000 | SLDV-THR 5.08/34/180F 3.2SN BK BX | C.184 |
| 1889370000 | SLDV-THR 5.08/36/180F 3.2SN BK BX | C.184 |
| 1889380000 | SLDV-THR 5.08/38/180F 3.2SN BK BX | C.184 |
| 1889390000 | SLDV-THR 5.08/40/180F 3.2SN BK BX | C.184 |
| 1889400000 | SLDV-THR 5.08/42/180F 3.2SN BK BX | C.184 |
| 1889410000 | SLDV-THR 5.08/44/180F 3.2SN BK BX | C.184 |
| 1889420000 | SLDV-THR 5.08/46/180F 3.2SN BK BX | C.184 |
| 1889430000 | SLDV-THR 5.08/48/180F 3.2SN BK BX | C.184 |

# 1890000000

| Order No. | Type | Page |
|---|---|---|
| 1890220000 | BLT 5.08/02/180LR SN OR BX | C.217 |
| 1890230000 | BLT 5.08/03/180LR SN OR BX | C.217 |
| 1890240000 | BLT 5.08/04/180LR SN OR BX | C.217 |
| 1890250000 | BLT 5.08/05/180LR SN OR BX | C.217 |
| 1890260000 | BLT 5.08/06/180LR SN OR BX | C.217 |
| 1890270000 | BLT 5.08/07/180LR SN OR BX | C.217 |
| 1890280000 | BLT 5.08/08/180LR SN OR BX | C.217 |
| 1890290000 | BLT 5.08/09/180LR SN OR BX | C.217 |
| 1890300000 | BLT 5.08/10/180LR SN OR BX | C.217 |
| 1890310000 | BLT 5.08/11/180LR SN OR BX | C.217 |
| 1890320000 | BLT 5.08/12/180LR SN OR BX | C.217 |
| 1890330000 | BLT 5.08/13/180LR SN OR BX | C.217 |
| 1890340000 | BLT 5.08/14/180LR SN OR BX | C.217 |
| 1890350000 | BLT 5.08/15/180LR SN OR BX | C.217 |
| 1890360000 | BLT 5.08/16/180LR SN OR BX | C.217 |
| 1890370000 | BLT 5.08/17/180LR SN OR BX | C.217 |
| 1890380000 | BLT 5.08/18/180LR SN OR BX | C.217 |
| 1890390000 | BLT 5.08/19/180LR SN OR BX | C.217 |
| 1890400000 | BLT 5.08/20/180LR SN OR BX | C.217 |
| 1890410000 | BLT 5.08/21/180LR SN OR BX | C.217 |
| 1890420000 | BLT 5.08/22/180LR SN OR BX | C.217 |
| 1890430000 | BLT 5.08/23/180LR SN OR BX | C.217 |
| 1890440000 | BLT 5.08/24/180LR SN OR BX | C.217 |
| 1890600000 | SLD 3.50 V/06/90G 3.2 SN OR | C.40 |
| 1890610000 | SLD 3.50 V/14/90G 3.2 SN OR | C.40 |
| 1890620000 | SLD 3.50 V/18/90G 3.2 SN OR | C.40 |
| 1890630000 | SLD 3.50 V/26/90G 3.2 SN OR | C.40 |
| 1890640000 | SLD 3.50 V/30/90G 3.2 SN OR | C.40 |
| 1890650000 | SLD 3.50 V/34/90G 3.2 SN OR | C.40 |
| 1890660000 | SLD 3.50 V/38/90G 3.2 SN OR | C.40 |
| 1890670000 | SLD 3.50 V/42/90G 3.2 SN OR | C.40 |
| 1890680000 | SLD 3.50 V/46/90G 3.2 SN OR | C.40 |
| 1890790000 | SLD 3.50 V/06/90F 3.2 SN OR | C.41 |
| 1890800000 | SLD 3.50 V/10/90F 3.2 SN OR | C.41 |
| 1890810000 | SLD 3.50 V/14/90F 3.2 SN OR | C.41 |
| 1890820000 | SLD 3.50 V/18/90F 3.2 SN OR | C.41 |
| 1890830000 | SLD 3.50 V/26/90F 3.2 SN OR | C.41 |
| 1890840000 | SLD 3.50 V/30/90F 3.2 SN OR | C.41 |
| 1890850000 | SLD 3.50 V/34/90F 3.2 SN OR | C.41 |
| 1890860000 | SLD 3.50 V/38/90F 3.2 SN OR | C.41 |
| 1890870000 | SLD 3.50 V/42/90F 3.2 SN OR | C.41 |
| 1890880000 | SLD 3.50 V/46/90F 3.2 SN OR | C.41 |
| 1891060000 | SLD 3.5 V/06/180F 3.2 SN OR | C.43 |
| 1891070000 | SLD 3.5 V/10/180F 3.2 SN OR | C.43 |
| 1891080000 | SLD 3.5 V/14/180F 3.2 SN OR | C.43 |
| 1891090000 | SLD 3.5 V/18/180F 3.2 SN OR | C.43 |
| 1891100000 | SLD 3.5 V/22/180F 3.2 SN OR | C.43 |
| 1891110000 | SLD 3.5 V/26/180F 3.2 SN OR | C.43 |
| 1891120000 | SLD 3.5 V/30/180F 3.2 SN OR | C.43 |
| 1891130000 | SLD 3.5 V/34/180F 3.2 SN OR | C.43 |
| 1891140000 | SLD 3.5 V/38/180F 3.2 SN OR | C.43 |
| 1891150000 | SLD 3.5 V/42/180F 3.2 SN OR | C.43 |
| 1891160000 | SLD 3.5 V/46/180F 3.2 SN OR | C.43 |
| 1891190000 | SLD 3.5 V/06/180G 3.2 SN OR | C.42 |
| 1891200000 | SLD 3.5 V/10/180G 3.2 SN OR | C.42 |
| 1891260000 | SLD 3.5 V/34/180G 3.2 SN OR | C.42 |
| 1891270000 | SLD 3.5 V/38/180G 3.2 SN OR | C.42 |
| 1891280000 | SLD 3.5 V/42/180G 3.2 SN OR | C.42 |
| 1891290000 | SLD 3.5 V/46/180G 3.2 SN OR | C.42 |
| 1894130000 | BLT 5.08/02/180LR SN BK BX | C.217 |
| 1894140000 | BLT 5.08/03/180LR SN BK BX | C.217 |
| 1894150000 | BLT 5.08/04/180LR SN BK BX | C.217 |
| 1894160000 | BLT 5.08/05/180LR SN BK BX | C.217 |
| 1894170000 | BLT 5.08/06/180LR SN BK BX | C.217 |
| 1894180000 | BLT 5.08/07/180LR SN BK BX | C.217 |
| 1894190000 | BLT 5.08/08/180LR SN BK BX | C.217 |
| 1894200000 | BLT 5.08/09/180LR SN BK BX | C.217 |
| 1894210000 | BLT 5.08/10/180LR SN BK BX | C.217 |
| 1894220000 | BLT 5.08/11/180LR SN BK BX | C.217 |
| 1894230000 | BLT 5.08/12/180LR SN BK BX | C.217 |
| 1894240000 | BLT 5.08/13/180LR SN BK BX | C.217 |
| 1894250000 | BLT 5.08/14/180LR SN BK BX | C.217 |
| 1894260000 | BLT 5.08/15/180LR SN BK BX | C.217 |
| 1894270000 | BLT 5.08/16/180LR SN BK BX | C.217 |
| 1894280000 | BLT 5.08/17/180LR SN BK BX | C.217 |
| 1894290000 | BLT 5.08/18/180LR SN BK BX | C.217 |
| 1894310000 | BLT 5.08/19/180LR SN BK BX | C.217 |
| 1894330000 | BLT 5.08/20/180LR SN BK BX | C.217 |
| 1894340000 | BLT 5.08/21/180LR SN BK BX | C.217 |
| 1894350000 | BLT 5.08/22/180LR SN BK BX | C.217 |
| 1894360000 | BLT 5.08/23/180LR SN BK BX | C.217 |
| 1894370000 | BLT 5.08/24/180LR SN BK BX | C.217 |
| 1894980000 | SLDV-THR 5.00/04/180G 1.5SN BK BX | C.142 |
| 1894990000 | SLDV-THR 5.00/06/180G 1.5SN BK BX | C.142 |
| 1895000000 | SLDV-THR 5.00/08/180G 1.5SN BK BX | C.142 |
| 1895010000 | SLDV-THR 5.00/10/180G 1.5SN BK BX | C.142 |
| 1895020000 | SLDV-THR 5.00/12/180G 1.5SN BK BX | C.142 |
| 1895030000 | SLDV-THR 5.00/14/180G 1.5SN BK BX | C.142 |
| 1895040000 | SLDV-THR 5.00/16/180G 1.5SN BK BX | C.142 |
| 1895050000 | SLDV-THR 5.00/18/180G 1.5SN BK BX | C.142 |
| 1895060000 | SLDV-THR 5.00/20/180G 1.5SN BK BX | C.142 |
| 1895070000 | SLDV-THR 5.00/22/180G 1.5SN BK BX | C.142 |
| 1895080000 | SLDV-THR 5.00/24/180G 1.5SN BK BX | C.142 |
| 1895090000 | SLDV-THR 5.00/26/180G 1.5SN BK BX | C.142 |
| 1895100000 | SLDV-THR 5.00/28/180G 1.5SN BK BX | C.142 |
| 1895110000 | SLDV-THR 5.00/30/180G 1.5SN BK BX | C.142 |
| 1895120000 | SLDV-THR 5.00/32/180G 1.5SN BK BX | C.142 |
| 1895130000 | SLDV-THR 5.00/34/180G 1.5SN BK BX | C.142 |
| 1895140000 | SLDV-THR 5.00/36/180G 1.5SN BK BX | C.142 |
| 1895150000 | SLDV-THR 5.00/38/180G 1.5SN BK BX | C.142 |
| 1895180000 | SLDV-THR 5.00/40/180G 1.5SN BK BX | C.142 |
| 1895190000 | SLDV-THR 5.00/42/180G 1.5SN BK BX | C.142 |
| 1895200000 | SLDV-THR 5.00/44/180G 1.5SN BK BX | C.142 |
| 1895210000 | SLDV-THR 5.00/46/180G 1.5SN BK BX | C.142 |
| 1895220000 | SLDV-THR 5.00/48/180G 1.5SN BK BX | C.142 |
| 1895230000 | SLDV-THR 5.00/04/180F 1.5SN BK BX | C.143 |
| 1895240000 | SLDV-THR 5.00/06/180F 1.5SN BK BX | C.143 |
| 1895250000 | SLDV-THR 5.00/08/180F 1.5SN BK BX | C.143 |
| 1895260000 | SLDV-THR 5.00/10/180F 1.5SN BK BX | C.143 |
| 1895270000 | SLDV-THR 5.00/12/180F 1.5SN BK BX | C.143 |
| 1895280000 | SLDV-THR 5.00/14/180F 1.5SN BK BX | C.143 |
| 1895290000 | SLDV-THR 5.00/16/180F 1.5SN BK BX | C.143 |
| 1895300000 | SLDV-THR 5.00/18/180F 1.5SN BK BX | C.143 |
| 1895310000 | SLDV-THR 5.00/20/180F 1.5SN BK BX | C.143 |
| 1895320000 | SLDV-THR 5.00/22/180F 1.5SN BK BX | C.143 |
| 1895330000 | SLDV-THR 5.00/24/180F 1.5SN BK BX | C.143 |
| 1895340000 | SLDV-THR 5.00/26/180F 1.5SN BK BX | C.143 |
| 1895350000 | SLDV-THR 5.00/28/180F 1.5SN BK BX | C.143 |
| 1895360000 | SLDV-THR 5.00/30/180F 1.5SN BK BX | C.143 |
| 1895370000 | SLDV-THR 5.00/32/180F 1.5SN BK BX | C.143 |
| 1895380000 | SLDV-THR 5.00/34/180F 1.5SN BK BX | C.143 |
| 1895390000 | SLDV-THR 5.00/36/180F 1.5SN BK BX | C.143 |
| 1895400000 | SLDV-THR 5.00/38/180F 1.5SN BK BX | C.143 |
| 1895410000 | SLDV-THR 5.00/40/180F 1.5SN BK BX | C.143 |
| 1895420000 | SLDV-THR 5.00/42/180F 1.5SN BK BX | C.143 |
| 1895430000 | SLDV-THR 5.00/44/180F 1.5SN BK BX | C.143 |
| 1895440000 | SLDV-THR 5.00/46/180F 1.5SN BK BX | C.143 |
| 1895450000 | SLDV-THR 5.00/48/180F 1.5SN BK BX | C.143 |
| 1895460000 | SLDV-THR 5.00/04/180FLF 1.5SN BK BX | C.143 |
| 1895470000 | SLDV-THR 5.00/06/180FLF 1.5SN BK BX | C.143 |
| 1895480000 | SLDV-THR 5.00/08/180FLF 1.5SN BK BX | C.143 |
| 1895490000 | SLDV-THR 5.00/10/180FLF 1.5SN BK BX | C.143 |
| 1895500000 | SLDV-THR 5.00/12/180FLF 1.5SN BK BX | C.143 |
| 1895510000 | SLDV-THR 5.00/14/180FLF 1.5SN BK BX | C.143 |
| 1895520000 | SLDV-THR 5.00/16/180FLF 1.5SN BK BX | C.143 |
| 1895530000 | SLDV-THR 5.00/18/180FLF 1.5SN BK BX | C.143 |
| 1895540000 | SLDV-THR 5.00/20/180FLF 1.5SN BK BX | C.143 |
| 1895550000 | SLDV-THR 5.00/22/180FLF 1.5SN BK BX | C.143 |
| 1895560000 | SLDV-THR 5.00/24/180FLF 1.5SN BK BX | C.143 |
| 1895570000 | SLDV-THR 5.00/26/180FLF 1.5SN BK BX | C.143 |
| 1895580000 | SLDV-THR 5.00/28/180FLF 1.5SN BK BX | C.143 |
| 1895590000 | SLDV-THR 5.00/30/180FLF 1.5SN BK BX | C.143 |
| 1895600000 | SLDV-THR 5.00/32/180FLF 1.5SN BK BX | C.143 |
| 1895610000 | SLDV-THR 5.00/34/180FLF 1.5SN BK BX | C.143 |
| 1895620000 | SLDV-THR 5.00/36/180FLF 1.5SN BK BX | C.143 |
| 1895630000 | SLDV-THR 5.00/38/180FLF 1.5SN BK BX | C.143 |
| 1895640000 | SLDV-THR 5.00/40/180FLF 1.5SN BK BX | C.143 |
| 1895650000 | SLDV-THR 5.00/42/180FLF 1.5SN BK BX | C.143 |
| 1895660000 | SLDV-THR 5.00/44/180FLF 1.5SN BK BX | C.143 |
| 1895670000 | SLDV-THR 5.00/46/180FLF 1.5SN BK BX | C.143 |
| 1895680000 | SLDV-THR 5.00/48/180FLF 1.5SN BK BX | C.143 |
| 1899380000 | BCZ 3.81/11/90 SN BK BX | C.110 |
| 1899400000 | BCZ 3.81/11/180 SN BK BX | C.106 |
| 1899420000 | BCZ 3.81/13/90 SN BK BX | C.110 |
| 1899440000 | BCZ 3.81/13/180 SN BK BX | C.106 |
| 1899460000 | BCZ 3.81/14/90 SN BK BX | C.110 |
| 1899480000 | BCZ 3.81/14/180 SN BK BX | C.106 |
| 1899500000 | BCZ 3.81/15/90 SN BK BX | C.110 |
| 1899520000 | BCZ 3.81/15/180 SN BK BX | C.106 |
| 1899530000 | BCZ 3.81/09/180F SN BK BX | C.107 |
| 1899540000 | BCZ 3.81/09/90F SN BK BX | C.111 |
| 1899550000 | BCZ 3.81/11/180F SN BK BX | C.107 |
| 1899560000 | BCZ 3.81/11/90F SN BK BX | C.111 |
| 1899570000 | BCZ 3.81/13/180F SN BK BX | C.107 |
| 1899580000 | BCZ 3.81/13/90F SN BK BX | C.111 |
| 1899590000 | BCZ 3.81/14/180F SN BK BX | C.107 |
| 1899600000 | BCZ 3.81/14/90F SN BK BX | C.111 |
| 1899610000 | BCZ 3.81/15/180F SN BK BX | C.107 |
| 1899620000 | BCZ 3.81/15/90F SN BK BX | C.111 |

# 1910000000

| Order No. | Type | Page |
|---|---|---|
| 1911290000 | SLDV-THR 5.00/04/180GLF 3.2SN BK BX | C.143 |
| 1911310000 | SLDV-THR 5.00/06/180GLF 3.2SN BK BX | C.143 |
| 1911320000 | SLDV-THR 5.00/08/180GLF 3.2SN BK BX | C.143 |
| 1911330000 | SLDV-THR 5.00/10/180GLF 3.2SN BK BX | C.143 |
| 1911340000 | SLDV-THR 5.00/12/180GLF 3.2SN BK BX | C.143 |
| 1911350000 | SLDV-THR 5.00/14/180GLF 3.2SN BK BX | C.143 |
| 1911360000 | SLDV-THR 5.00/16/180GLF 3.2SN BK BX | C.143 |
| 1911370000 | SLDV-THR 5.00/18/180GLF 3.2SN BK BX | C.143 |
| 1911410000 | SLDV-THR 5.00/20/180GLF 3.2SN BK BX | C.143 |
| 1911470000 | SLDV-THR 5.00/22/180GLF 3.2SN BK BX | C.143 |
| 1911500000 | SLDV-THR 5.00/24/180GLF 3.2SN BK BX | C.143 |
| 1911520000 | SLDV-THR 5.00/26/180GLF 3.2SN BK BX | C.143 |
| 1911550000 | SLDV-THR 5.00/28/180GLF 3.2SN BK BX | C.143 |
| 1911640000 | SLDV-THR 5.00/30/180GLF 3.2SN BK BX | C.143 |
| 1911650000 | SLDV-THR 5.00/32/180GLF 3.2SN BK BX | C.143 |
| 1911660000 | SLDV-THR 5.00/34/180GLF 3.2SN BK BX | C.143 |
| 1911670000 | SLDV-THR 5.00/36/180GLF 3.2SN BK BX | C.143 |
| 1911680000 | SLDV-THR 5.00/38/180GLF 3.2SN BK BX | C.143 |
| 1911690000 | SLDV-THR 5.00/40/180GLF 3.2SN BK BX | C.143 |
| 1911710000 | SLDV-THR 5.00/42/180GLF 3.2SN BK BX | C.143 |
| 1911720000 | SLDV-THR 5.00/44/180GLF 3.2SN BK BX | C.143 |
| 1911730000 | SLDV-THR 5.00/46/180GLF 3.2SN BK BX | C.143 |
| 1911740000 | SLDV-THR 5.00/48/180GLF 3.2SN BK BX | C.143 |
| 1911750000 | SLDV-THR 5.00/04/180GLF 1.5SN BK BX | C.143 |
| 1911760000 | SLDV-THR 5.00/06/180GLF 1.5SN BK BX | C.143 |
| 1911770000 | SLDV-THR 5.00/08/180GLF 1.5SN BK BX | C.143 |
| 1911780000 | SLDV-THR 5.00/10/180GLF 1.5SN BK BX | C.143 |
| 1911790000 | SLDV-THR 5.00/12/180GLF 1.5SN BK BX | C.143 |
| 1911800000 | SLDV-THR 5.00/14/180GLF 1.5SN BK BX | C.143 |
| 1911810000 | SLDV-THR 5.00/16/180GLF 1.5SN BK BX | C.143 |
| 1911820000 | SLDV-THR 5.00/18/180GLF 1.5SN BK BX | C.143 |
| 1911830000 | SLDV-THR 5.00/20/180GLF 1.5SN BK BX | C.143 |
| 1911840000 | SLDV-THR 5.00/22/180GLF 1.5SN BK BX | C.143 |
| 1911850000 | SLDV-THR 5.00/24/180GLF 1.5SN BK BX | C.143 |
| 1911860000 | SLDV-THR 5.00/26/180GLF 1.5SN BK BX | C.143 |
| 1911870000 | SLDV-THR 5.00/28/180GLF 1.5SN BK BX | C.143 |
| 1911880000 | SLDV-THR 5.00/30/180GLF 1.5SN BK BX | C.143 |
| 1911890000 | SLDV-THR 5.00/32/180GLF 1.5SN BK BX | C.143 |
| 1911900000 | SLDV-THR 5.00/34/180GLF 1.5SN BK BX | C.143 |
| 1911910000 | SLDV-THR 5.00/36/180GLF 1.5SN BK BX | C.143 |
| 1911920000 | SLDV-THR 5.00/38/180GLF 1.5SN BK BX | C.143 |
| 1911930000 | SLDV-THR 5.00/40/180GLF 1.5SN BK BX | C.143 |
| 1911940000 | SLDV-THR 5.00/42/180GLF 1.5SN BK BX | C.143 |
| 1911950000 | SLDV-THR 5.00/44/180GLF 1.5SN BK BX | C.143 |
| 1911960000 | SLDV-THR 5.00/46/180GLF 1.5SN BK BX | C.143 |
| 1911970000 | SLDV-THR 5.00/48/180GLF 1.5SN BK BX | C.143 |
| 1912130000 | ESG 8/13.5/43.3 SAI AU | I.17 |
| 1912130000 | ESG 8/13.5/43.3 SAI AU | I.19 |
| 1912130000 | ESG 8/13.5/43.3 SAI AU | I.21 |
| 1912130000 | ESG 8/13.5/43.3 SAI AU | I.23 |
| 1912130000 | ESG 8/13.5/43.3 SAI AU | I.25 |
| 1912320000 | PS 3.50/02/90 3.5SN OR BX | B.52 |
| 1912330000 | PS 3.50/03/90 3.5SN OR BX | B.52 |
| 1912340000 | PS 3.50/04/90 3.5SN OR BX | B.52 |
| 1912350000 | PS 3.50/05/90 3.5SN OR BX | B.52 |
| 1912360000 | PS 3.50/06/90 3.5SN OR BX | B.52 |
| 1912370000 | PS 3.50/07/90 3.5SN OR BX | B.52 |
| 1912380000 | PS 3.50/08/90 3.5SN OR BX | B.52 |
| 1912390000 | PS 3.50/09/90 3.5SN OR BX | B.52 |
| 1912400000 | PS 3.50/10/90 3.5SN OR BX | B.52 |
| 1912410000 | PS 3.50/11/90 3.5SN OR BX | B.52 |





«ЭЛЕКТРО-ПРОФИ» - http://www.ep.ru

| Order No. | Type | Page |
|---|---|---|
| 1912420000 | PS 3.50/12/90 3.5SN OR BX | B.52 |
| 1912520000 | LS 5.08/02/90 3.5SN OR BX | B.12 |
| 1912530000 | LS 5.08/03/90 3.5SN OR BX | B.12 |
| 1912540000 | LS 5.08/04/90 3.5SN OR BX | B.12 |
| 1912560000 | LS 5.08/05/90 3.5SN OR BX | B.12 |
| 1912570000 | LS 5.08/06/90 3.5SN OR BX | B.12 |
| 1912850000 | LS 5.08/07/90 3.5SN OR BX | B.12 |
| 1912890000 | LS 5.08/08/90 3.5SN OR BX | B.12 |
| 1912900000 | LS 5.08/09/90 3.5SN OR BX | B.12 |
| 1912910000 | LS 5.08/10/90 3.5SN OR BX | B.12 |
| 1912930000 | LS 5.08/11/90 3.5SN OR BX | B.12 |
| 1912940000 | LS 5.08/12/90 3.5SN OR BX | B.12 |
| 1913780000 | LMZF 5/2/135 3.5OR | B.92 |
| 1913820000 | LMZF 5/3/135 3.5OR | B.92 |
| 1913960000 | LMZF 5/4/135 3.5OR | B.92 |
| 1914000000 | LMZF 5/5/135 3.5OR | B.92 |
| 1914020000 | LMZF 5/6/135 3.5OR | B.92 |
| 1914030000 | LMZF 5/7/135 3.5OR | B.92 |
| 1914040000 | LMZF 5/8/135 3.5OR | B.92 |
| 1914050000 | LMZF 5/9/135 3.5OR | B.92 |
| 1914070000 | LMZF 5/10/135 3.5OR | B.92 |
| 1914080000 | LMZF 5/11/135 3.5OR | B.92 |
| 1914090000 | LMZF 5/12/135 3.5OR | B.92 |
| 1914560000 | LMZFL 5/2/135 3.5OR | B.93 |
| 1914580000 | LMZFL 5/3/135 3.5OR | B.93 |
| 1914590000 | LMZFL 5/4/135 3.5OR | B.93 |
| 1914600000 | LMZFL 5/5/135 3.5OR | B.93 |
| 1914640000 | LMZFL 5/6/135 3.5OR | B.93 |
| 1914720000 | LMZFL 5/7/135 3.5OR | B.93 |
| 1914790000 | LMZFL 5/8/135 3.5OR | B.93 |
| 1914830000 | LMZFL 5/9/135 3.5OR | B.93 |
| 1914860000 | LMZFL 5/10/135 3.5OR | B.93 |
| 1914990000 | LMZFL 5/11/135 3.5OR | B.93 |
| 1915030000 | LMZFL 5/12/135 3.5OR | B.93 |
| 1919670000 | ZBSC DLI2.5/M2.5X6 | I.46 |
| 1919990000 | BLDZ DN5.08/5/180F GR BED | C.222 |

# 1920000000

| | | |
|---|---|---|
| 1920840000 | B2L 3.50/04/180 SN BK BX | C.16 |
| 1920850000 | S2L-SMT 3.50/04/90G 3.2 SN BK BX | C.6 |
| 1921450000 | LU 10.16/03/90 4.5SN BK BX | E.6 |
| 1921480000 | LX 15.00/08/90 4.5SN BK BX | E.10 |
| 1921620000 | SC 3.81/08/270G 3.2AU BK BX | C.90 |
| 1924530000 | S2L-SMT 3.50/04/180G 3.5SN BK BX | C.8 |
| 1924540000 | BUZ 10.16HP/02/180 AG BK BX | F.118 |
| 1924550000 | BUZ 10.16HP/03/180 AG BK BX | F.118 |
| 1924560000 | BUZ 10.16HP/04/180 AG BK BX | F.118 |
| 1924570000 | BUZ 10.16HP/05/180 AG BK BX | F.118 |
| 1924580000 | BUZ 10.16HP/06/180 AG BK BX | F.118 |
| 1924590000 | BUZ 10.16HP/07/180 AG BK BX | F.118 |
| 1924600000 | BUZ 10.16HP/08/180 AG BK BX | F.118 |
| 1924610000 | BUZ 10.16HP/09/180 AG BK BX | F.118 |
| 1924620000 | BUZ 10.16HP/02/180F AG BK BX | F.119 |
| 1924630000 | BUZ 10.16HP/03/180F AG BK BX | F.119 |
| 1924640000 | BUZ 10.16HP/04/180F AG BK BX | F.119 |
| 1924650000 | BUZ 10.16HP/05/180F AG BK BX | F.119 |
| 1924660000 | BUZ 10.16HP/06/180F AG BK BX | F.119 |
| 1924670000 | BUZ 10.16HP/07/180F AG BK BX | F.119 |
| 1924680000 | BUZ 10.16HP/08/180F AG BK BX | F.119 |
| 1924690000 | BUZ 10.16HP/09/180F AG BK BX | F.119 |
| 1924700000 | BUZ 10.16HP/02/180SF AG BK BX | F.119 |
| 1924710000 | BUZ 10.16HP/03/180SF AG BK BX | F.119 |
| 1924720000 | BUZ 10.16HP/04/180SF AG BK BX | F.119 |
| 1924740000 | BUZ 10.16HP/05/180SF AG BK BX | F.119 |
| 1924750000 | BUZ 10.16HP/06/180SF AG BK BX | F.119 |
| 1924760000 | BUZ 10.16HP/07/180SF AG BK BX | F.119 |
| 1924770000 | BUZ 10.16HP/08/180SF AG BK BX | F.119 |
| 1924780000 | BUZ 10.16HP/09/180SF AG BK BX | F.119 |
| 1925740000 | MHS 6 | I.46 |
| 1925760000 | MHZ 6 | I.46 |
| 1926350000 | LL2N 9.52/04/90 5.0SN OR BX | B.43 |
| 1926360000 | LL2N 9.52/08/90 5.0SN OR BX | B.43 |
| 1926370000 | LL2N 9.52/12/90 5.0SN OR BX | B.43 |
| 1926380000 | LL2N 9.52/16/90 5.0SN OR BX | B.43 |
| 1926390000 | LL2N 9.52/20/90 5.0SN OR BX | B.43 |
| 1926400000 | LL2N 9.52/24/90 5.0SN OR BX | B.43 |
| 1928280000 | BVL 7.62HP/02/90 3.5SN BK BX | F.92 |
| 1928290000 | BVL 7.62HP/03/90 3.5SN BK BX | F.92 |
| 1928300000 | BVL 7.62HP/04/90 3.5SN BK BX | F.92 |
| 1928310000 | BVL 7.62HP/05/90 3.5SN BK BX | F.92 |
| 1928320000 | BVL 7.62HP/06/90 3.5SN BK BX | F.92 |
| 1928330000 | BVL 7.62HP/07/90 3.5SN BK BX | F.92 |
| 1928390000 | BVL 7.62HP/02/90FI 3.5SN BK BX | F.93 |
| 1928400000 | BVL 7.62HP/03/90FI 3.5SN BK BX | F.93 |
| 1928410000 | BVL 7.62HP/04/90FI 3.5SN BK BX | F.93 |
| 1928420000 | BVL 7.62HP/05/90FI 3.5SN BK BX | F.93 |
| 1928430000 | BVL 7.62HP/06/90FI 3.5SN BK BX | F.93 |
| 1928440000 | BVL 7.62HP/07/90FI 3.5SN BK BX | F.93 |
| 1928500000 | BVL 7.62HP/02/90SFI 3.5SN BK BX | F.93 |
| 1928510000 | BVL 7.62HP/03/90SFI 3.5SN BK BX | F.93 |
| 1928520000 | BVL 7.62HP/04/90SFI 3.5SN BK BX | F.93 |
| 1928530000 | BVL 7.62HP/05/90SFI 3.5SN BK BX | F.93 |
| 1928540000 | BVL 7.62HP/06/90SFI 3.5SN BK BX | F.93 |
| 1928550000 | BVL 7.62HP/07/90SFI 3.5SN BK BX | F.93 |
| 1928610000 | BVL 7.62HP/02/180 3.5SN BK BX | F.94 |
| 1928620000 | BVL 7.62HP/03/180 3.5SN BK BX | F.94 |
| 1928630000 | BVL 7.62HP/04/180 3.5SN BK BX | F.94 |
| 1928650000 | BVL 7.62HP/05/180 3.5SN BK BX | F.94 |
| 1928660000 | BVL 7.62HP/06/180 3.5SN BK BX | F.94 |
| 1928670000 | BVL 7.62HP/07/180 3.5SN BK BX | F.94 |
| 1928730000 | BVL 7.62HP/02/180FI 3.5SN BK BX | F.95 |
| 1928740000 | BVL 7.62HP/03/180FI 3.5SN BK BX | F.95 |
| 1928750000 | BVL 7.62HP/04/180FI 3.5SN BK BX | F.95 |
| 1928760000 | BVL 7.62HP/05/180FI 3.5SN BK BX | F.95 |
| 1928770000 | BVL 7.62HP/06/180FI 3.5SN BK BX | F.95 |
| 1928780000 | BVL 7.62HP/07/180FI 3.5SN BK BX | F.95 |
| 1928840000 | BVL 7.62HP/02/180SFI 3.5SN BK BX | F.95 |
| 1928850000 | BVL 7.62HP/03/180SFI 3.5SN BK BX | F.95 |
| 1928860000 | BVL 7.62HP/04/180SFI 3.5SN BK BX | F.95 |
| 1928870000 | BVL 7.62HP/05/180SFI 3.5SN BK BX | F.95 |
| 1928900000 | BVL 7.62HP/06/180SFI 3.5SN BK BX | F.95 |
| 1928910000 | BVL 7.62HP/07/180SFI 3.5SN BK BX | F.95 |
| 1929300000 | BVL 7.62HP/02/270 3.5SN BK BX | F.96 |
| 1929310000 | BVL 7.62HP/03/270 3.5SN BK BX | F.96 |
| 1929320000 | BVL 7.62HP/04/270 3.5SN BK BX | F.96 |
| 1929330000 | BVL 7.62HP/05/270 3.5SN BK BX | F.96 |
| 1929340000 | BVL 7.62HP/06/270 3.5SN BK BX | F.96 |
| 1929350000 | BVL 7.62HP/07/270 3.5SN BK BX | F.96 |
| 1929410000 | BVL 7.62HP/02/270FI 3.5SN BK BX | F.97 |
| 1929420000 | BVL 7.62HP/03/270FI 3.5SN BK BX | F.97 |
| 1929430000 | BVL 7.62HP/04/270FI 3.5SN BK BX | F.97 |
| 1929440000 | BVL 7.62HP/05/270FI 3.5SN BK BX | F.97 |
| 1929450000 | BVL 7.62HP/06/270FI 3.5SN BK BX | F.97 |
| 1929460000 | BVL 7.62HP/07/270FI 3.5SN BK BX | F.97 |
| 1929520000 | BVL 7.62HP/02/270SFI 3.5SN BK BX | F.97 |
| 1929530000 | BVL 7.62HP/03/270SFI 3.5SN BK BX | F.97 |
| 1929540000 | BVL 7.62HP/04/270SFI 3.5SN BK BX | F.97 |
| 1929550000 | BVL 7.62HP/05/270SFI 3.5SN BK BX | F.97 |
| 1929560000 | BVL 7.62HP/06/270SFI 3.5SN BK BX | F.97 |
| 1929570000 | BVL 7.62HP/07/270SFI 3.5SN BK BX | F.97 |
| 1929740000 | BVZ 7.62HP/02/180SFC SN BK BX | F.81 |
| 1929750000 | BVZ 7.62HP/03/180SFC SN BK BX | F.81 |
| 1929760000 | BVZ 7.62HP/04/180SFC SN BK BX | F.81 |
| 1929770000 | BVZ 7.62HP/05/180SFC SN BK BX | F.81 |
| 1929780000 | BVZ 7.62HP/06/180SFC SN BK BX | F.81 |
| 1929790000 | BVZ 7.62HP/07/180SFC SN BK BX | F.81 |
| 1929850000 | BVZ 7.62HP/03/180SH150 SN BK BX | F.82 |
| 1929860000 | BVZ 7.62HP/04/180SH150 SN BK BX | F.82 |
| 1929870000 | BVZ 7.62HP/05/180SH150 SN BK BX | F.82 |
| 1929880000 | BVZ 7.62HP/06/180SH150 SN BK BX | F.82 |
| 1929890000 | BVZ 7.62HP/03/180SH150C SN BK BX | F.84 |
| 1929900000 | BVZ 7.62HP/04/180SH150C SN BK BX | F.84 |
| 1929910000 | BVZ 7.62HP/05/180SH150C SN BK BX | F.84 |
| 1929920000 | BVZ 7.62HP/06/180SH150C SN BK BX | F.84 |
| 1929930000 | BVZ 7.62HP/02/180 SN BK BX | F.80 |
| 1929940000 | BVZ 7.62HP/03/180 SN BK BX | F.80 |
| 1929950000 | BVZ 7.62HP/04/180 SN BK BX | F.80 |
| 1929960000 | BVZ 7.62HP/05/180 SN BK BX | F.80 |
| 1929970000 | BVZ 7.62HP/06/180 SN BK BX | F.80 |
| 1929980000 | BVZ 7.62HP/07/180 SN BK BX | F.80 |

# 1930000000

| | | |
|---|---|---|
| 1930050000 | BVZ 7.62HP/02/180F SN BK BX | F.81 |
| 1930060000 | BVZ 7.62HP/03/180F SN BK BX | F.81 |
| 1930070000 | BVZ 7.62HP/04/180F SN BK BX | F.81 |
| 1930080000 | BVZ 7.62HP/05/180F SN BK BX | F.81 |
| 1930090000 | BVZ 7.62HP/06/180F SN BK BX | F.81 |
| 1930100000 | BVZ 7.62HP/07/180F SN BK BX | F.81 |
| 1930160000 | BVZ 7.62HP/02/180SF SN BK BX | F.81 |
| 1930170000 | BVZ 7.62HP/03/180SF SN BK BX | F.81 |
| 1930180000 | BVZ 7.62HP/04/180SF SN BK BX | F.81 |
| 1930190000 | BVZ 7.62HP/05/180SF SN BK BX | F.81 |
| 1930200000 | BVZ 7.62HP/06/180SF SN BK BX | F.81 |
| 1930210000 | BVZ 7.62HP/07/180SF SN BK BX | F.81 |
| 1930270000 | SV 7.62HP/02/90G 3.5SN BK BX | F.50 |
| 1930280000 | SV 7.62HP/03/90G 3.5SN BK BX | F.50 |
| 1930290000 | SV 7.62HP/04/90 3.5SN BK BX | F.50 |
| 1930300000 | SV 7.62HP/05/90G 3.5SN BK BX | F.50 |
| 1930310000 | SV 7.62HP/06/90G 3.5SN BK BX | F.50 |
| 1930320000 | SV 7.62HP/07/90G 3.5SN BK BX | F.50 |
| 1930380000 | SV 7.62HP/02/90F 3.5SN BK BX | F.51 |
| 1930390000 | SV 7.62HP/03/90F 3.5SN BK BX | F.51 |
| 1930400000 | SV 7.62HP/04/90F 3.5SN BK BX | F.51 |
| 1930410000 | SV 7.62HP/05/90F 3.5SN BK BX | F.51 |
| 1930420000 | SV 7.62HP/06/90F 3.5SN BK BX | F.51 |
| 1930430000 | SV 7.62HP/07/90F 3.5SN BK BX | F.51 |
| 1930490000 | SV 7.62HP/02/90SF 3.5SN BK BX | F.51 |
| 1930500000 | SV 7.62HP/03/90SF 3.5SN BK BX | F.51 |
| 1930510000 | SV 7.62HP/04/90SF 3.5SN BK BX | F.51 |
| 1930520000 | SV 7.62HP/05/90SF 3.5SN BK BX | F.51 |
| 1930530000 | SV 7.62HP/06/90SF 3.5SN BK BX | F.51 |
| 1930540000 | SV 7.62HP/07/90SF 3.5SN BK BX | F.51 |
| 1930600000 | SV 7.62HP/02/180G 3.5SN BK BX | F.52 |
| 1930610000 | SV 7.62HP/03/180G 3.5SN BK BX | F.52 |
| 1930620000 | SV 7.62HP/04/180G 3.5SN BK BX | F.52 |
| 1930630000 | SV 7.62HP/05/180G 3.5SN BK BX | F.52 |
| 1930640000 | SV 7.62HP/06/180G 3.5SN BK BX | F.52 |
| 1930650000 | SV 7.62HP/07/180G 3.5SN BK BX | F.52 |
| 1930710000 | SV 7.62HP/02/180F 3.5SN BK BX | F.53 |
| 1930720000 | SV 7.62HP/03/180F 3.5SN BK BX | F.53 |
| 1930730000 | SV 7.62HP/04/180F 3.5SN BK BX | F.53 |
| 1930740000 | SV 7.62HP/05/180F 3.5SN BK BX | F.53 |
| 1930750000 | SV 7.62HP/06/180F 3.5SN BK BX | F.53 |
| 1930760000 | SV 7.62HP/07/180F 3.5SN BK BX | F.53 |
| 1930820000 | SV 7.62HP/02/180SF 3.5SN BK BX | F.53 |
| 1930830000 | SV 7.62HP/03/180SF 3.5SN BK BX | F.53 |
| 1930840000 | SV 7.62HP/04/180SF 3.5SN BK BX | F.53 |
| 1930850000 | SV 7.62HP/05/180SF 3.5SN BK BX | F.53 |
| 1930860000 | SV 7.62HP/06/180SF 3.5SN BK BX | F.53 |
| 1930870000 | SV 7.62HP/07/180SF 3.5SN BK BX | F.53 |
| 1931260000 | SV 7.62HP/02/270G 3.5SN BK BX | F.56 |
| 1931270000 | SV 7.62HP/03/270G 3.5SN BK BX | F.56 |
| 1931280000 | SV 7.62HP/04/270G 3.5SN BK BX | F.56 |
| 1931290000 | SV 7.62HP/05/270G 3.5SN BK BX | F.56 |
| 1931300000 | SV 7.62HP/06/270G 3.5SN BK BX | F.56 |
| 1931310000 | SV 7.62HP/07/270G 3.5SN BK BX | F.56 |
| 1931370000 | SV 7.62HP/02/270F 3.5SN BK BX | F.57 |
| 1931380000 | SV 7.62HP/03/270F 3.5SN BK BX | F.57 |
| 1931390000 | SV 7.62HP/04/270F 3.5SN BK BX | F.57 |
| 1931400000 | SV 7.62HP/05/270F 3.5SN BK BX | F.57 |
| 1931410000 | SV 7.62HP/06/270F 3.5SN BK BX | F.57 |
| 1931420000 | SV 7.62HP/07/270F 3.5SN BK BX | F.57 |
| 1931480000 | SV 7.62HP/02/270SF 3.5SN BK BX | F.57 |
| 1931490000 | SV 7.62HP/03/270SF 3.5SN BK BX | F.57 |
| 1931500000 | SV 7.62HP/04/270SF 3.5SN BK BX | F.57 |
| 1931510000 | SV 7.62HP/05/270SF 3.5SN BK BX | F.57 |
| 1931520000 | SV 7.62HP/06/270SF 3.5SN BK BX | F.57 |
| 1931530000 | SV 7.62HP/07/270SF 3.5SN BK BX | F.57 |
| 1931620000 | SVZ 7.62HP/02/180G SN BK BX | F.60 |
| 1931630000 | SVZ 7.62HP/03/180G SN BK BX | F.60 |
| 1931640000 | SVZ 7.62HP/04/180G SN BK BX | F.60 |
| 1931660000 | SVZ 7.62HP/05/180G SN BK BX | F.60 |
| 1931670000 | SVZ 7.62HP/06/180G SN BK BX | F.60 |
| 1931680000 | SVZ 7.62HP/07/180G SN BK BX | F.60 |
| 1931740000 | SVZ 7.62HP/02/180F SN BK BX | F.61 |
| 1931760000 | SVZ 7.62HP/03/180F SN BK BX | F.61 |
| 1931820000 | SVZ 7.62HP/04/180F SN BK BX | F.61 |
| 1931840000 | SVZ 7.62HP/05/180F SN BK BX | F.61 |
| 1931850000 | SVZ 7.62HP/06/180F SN BK BX | F.61 |
| 1931860000 | SVZ 7.62HP/07/180F SN BK BX | F.61 |
| 1931960000 | SVZ 7.62HP/02/180SF SN BK BX | F.61 |
| 1931970000 | SVZ 7.62HP/03/180SF SN BK BX | F.61 |
| 1931980000 | SVZ 7.62HP/04/180SF SN BK BX | F.61 |
| 1931990000 | SVZ 7.62HP/05/180SF SN BK BX | F.61 |
| 1932000000 | SVZ 7.62HP/06/180SF SN BK BX | F.61 |
| 1932010000 | SVZ 7.62HP/07/180SF SN BK BX | F.61 |
| 1932070000 | SVZ 7.62HP/02/180FI SN BK BX | F.64 |
| 1932080000 | SVZ 7.62HP/03/180FI SN BK BX | F.64 |
| 1932090000 | SVZ 7.62HP/04/180FI SN BK BX | F.64 |
| 1932100000 | SVZ 7.62HP/05/180FI SN BK BX | F.64 |
| 1932110000 | SVZ 7.62HP/06/180FI SN BK BX | F.64 |
| 1932120000 | SVZ 7.62HP/07/180FI SN BK BX | F.64 |
| 1932180000 | SVZ 7.62HP/02/180SFI SN BK BX | F.65 |
| 1932190000 | SVZ 7.62HP/03/180SFI SN BK BX | F.65 |
| 1932200000 | SVZ 7.62HP/04/180SFI SN BK BX | F.65 |
| 1932210000 | SVZ 7.62HP/05/180SFI SN BK BX | F.65 |
| 1932220000 | SVZ 7.62HP/06/180SFI SN BK BX | F.65 |
| 1932230000 | SVZ 7.62HP/07/180SFI SN BK BX | F.65 |
| 1932290000 | SVZ 7.62HP/03/180SH150 SN BK BX | F.66 |
| 1932300000 | SVZ 7.62HP/04/180SH150 SN BK BX | F.66 |
| 1932310000 | SVZ 7.62HP/05/180SH150 SN BK BX | F.66 |
| 1932320000 | SVZ 7.62HP/06/180SH150 SN BK BX | F.66 |
| 1932330000 | SVZ 7.62HP/03/180SH150I SN BK BX | F.70 |
| 1932340000 | SVZ 7.62HP/04/180SH150I SN BK BX | F.70 |
| 1932350000 | SVZ 7.62HP/05/180SH150I SN BK BX | F.70 |
| 1932360000 | SVZ 7.62HP/06/180SH150I SN BK BX | F.70 |
| 1932460000 | SVZ 7.62HP/03/180SH180 SN BK BX | F.67 |
| 1932470000 | SVZ 7.62HP/04/180SH180 SN BK BX | F.67 |
| 1932480000 | SVZ 7.62HP/05/180SH180 SN BK BX | F.67 |
| 1932490000 | SVZ 7.62HP/06/180SH180 SN BK BX | F.67 |
| 1932500000 | SVZ 7.62HP/03/180SH180I SN BK BX | F.71 |
| 1932510000 | SVZ 7.62HP/04/180SH180I SN BK BX | F.71 |
| 1932520000 | SVZ 7.62HP/05/180SH180I SN BK BX | F.71 |
| 1932530000 | SVZ 7.62HP/06/180SH180I SN BK BX | F.71 |
| 1932540000 | SVZ 7.62HP/03/180SH210 SN BK BX | F.67 |
| 1932550000 | SVZ 7.62HP/04/180SH210 SN BK BX | F.67 |
| 1932560000 | SVZ 7.62HP/05/180SH210 SN BK BX | F.67 |
| 1932570000 | SVZ 7.62HP/06/180SH210 SN BK BX | F.67 |
| 1932580000 | SVZ 7.62HP/03/180SH210I SN BK BX | F.71 |
| 1932590000 | SVZ 7.62HP/04/180SH210I SN BK BX | F.71 |
| 1932600000 | SVZ 7.62HP/05/180SH210I SN BK BX | F.71 |
| 1932610000 | SVZ 7.62HP/06/180SH210I SN BK BX | F.71 |
| 1933340000 | BVZ 7.62HP/03/180SH180 SN BK BX | F.83 |
| 1933350000 | BVZ 7.62HP/04/180SH180 SN BK BX | F.83 |
| 1933360000 | BVZ 7.62HP/05/180SH180 SN BK BX | F.83 |
| 1933370000 | BVZ 7.62HP/06/180SH180 SN BK BX | F.83 |
| 1933380000 | BVZ 7.62HP/03/180SH180C SN BK BX | F.85 |
| 1933390000 | BVZ 7.62HP/04/180SH180C SN BK BX | F.85 |
| 1933400000 | BVZ 7.62HP/05/180SH180C SN BK BX | F.85 |
| 1933410000 | BVZ 7.62HP/06/180SH180C SN BK BX | F.85 |
| 1933430000 | BVZ 7.62HP/03/180SH210 SN BK BX | F.83 |
| 1933440000 | BVZ 7.62HP/04/180SH210 SN BK BX | F.83 |
| 1933450000 | BVZ 7.62HP/05/180SH210 SN BK BX | F.83 |
| 1933460000 | BVZ 7.62HP/06/180SH210 SN BK BX | F.83 |
| 1933470000 | BVZ 7.62HP/03/180SH210C SN BK BX | F.85 |
| 1933480000 | BVZ 7.62HP/04/180SH210C SN BK BX | F.85 |
| 1933490000 | BVZ 7.62HP/05/180SH210C SN BK BX | F.85 |
| 1933500000 | BVZ 7.62HP/06/180SH210C SN BK BX | F.85 |
| 1933550000 | BLZ DN 5.08/05/180F AU GY PRT | C.221 |
| 1933560000 | BLZ DN 5.08/05/180 AU GY SO | C.220 |
| 1933570000 | BLZ DN 5.08/05/180F AU GY SO | C.221 |
| 1934050000 | WGKV 4 | G.4 |
| 1934060000 | WGKV 10 | G.5 |
| 1934070000 | WGKV 25 | G.7 |
| 1934140000 | LU 10.16/02/90 4.5SN BK BX | E.6 |
| 1934250000 | LL 5.08/02/90 3.2SN OR BX | B.37 |
| 1934260000 | LL 5.08/03/90 3.2SN OR BX | B.37 |
| 1934270000 | LL 5.00/02/90 3.2SN OR BX | B.36 |



«ЭЛЕКТРО-ПРОФИ» - http://www.ep.ru

| Order No. | Type | Page |
|---|---|---|
| 1934280000 | LL 5.00/03/90 3.2SN OR BX | B.36 |
| 1934310000 | LL2N 5.00/04/90 3.2SN OR BX | B.39 |
| 1934360000 | LL3R 5.00/06/90 3.2SN OR BX | B.39 |
| 1936430000 | DP VWGK4 | G.9 |
| 1936440000 | DP WGK 10 | G.5 |
| 1936480000 | VWGK 4 GN/YE | G.9 |
| 1936490000 | VWGK 4 | G.9 |
| 1936500000 | WGK 10 GN/YE | G.5 |
| 1936510000 | WGK 10 | G.5 |
| 1936520000 | WGK 10/Z gn/ye | G.5 |
| 1936530000 | WGK 10/Z | G.5 |
| 1936540000 | WGK 4 GN/YE | G.4 |
| 1936550000 | WGK 4 | G.4 |
| 1936560000 | WGK 4/Z gn/ye | G.4 |
| 1936570000 | WGK 4/Z | G.4 |
| 1936580000 | WGKV 10 gn/ye | G.5 |
| 1936590000 | WGKV 10/Z gn/ye | G.5 |
| 1936600000 | WGKV 10/Z | G.5 |
| 1936610000 | WGKV 4 gn/ye | G.4 |
| 1936620000 | WGKV 4/Z gn/ye | G.4 |
| 1936630000 | WGKV 4/Z | G.4 |
| 1936700000 | DP WGK 16 | G.5 |
| 1936700000 | DP WGK 16 | G.6 |
| 1936710000 | DP WGK 25 | G.7 |
| 1936710000 | DP WGK 25 | G.7 |
| 1936720000 | WGKV 25 gn/ye | G.7 |
| 1936740000 | WGKV 25/Z gn/ye | G.7 |
| 1936750000 | WGKV 25/Z | G.7 |
| 1936760000 | WGK 16 gn/ye | G.5 |
| 1936770000 | WGK 16 VP GN/YE | G.6 |
| 1936780000 | WGK 16 VP | G.6 |
| 1936790000 | WGK 16 VP/Z GN/YE | G.6 |
| 1936800000 | WGK 16 VP/Z | G.6 |
| 1936810000 | WGK 16 | G.5 |
| 1936820000 | WGK 16/Z gn/ye | G.5 |
| 1936830000 | WGK 16/Z | G.5 |
| 1936840000 | WGK 25 GN/YE | G.7 |
| 1936850000 | WGK 25 | G.7 |
| 1936860000 | WGK 25 VP GN/YE | G.7 |
| 1936870000 | WGK 25 VP | G.7 |
| 1936880000 | WGK 25 VP/Z GN/YE | G.7 |
| 1936890000 | WGK 25 VP/Z | G.7 |
| 1936900000 | WGK 25/Z GN/YE | G.7 |
| 1936910000 | WGK 25/Z | G.7 |
| 1937020000 | DP WGK 95 | G.9 |
| 1937020000 | DP WGK 95 | G.9 |
| 1937030000 | DP WGK 50 | G.8 |
| 1937030000 | DP WGK 50 | G.8 |
| 1937040000 | WGK 50 GN/YE | G.8 |
| 1937050000 | WGK 50 VP GN/YE | G.8 |
| 1937060000 | WGK 50 VP | G.8 |
| 1937070000 | WGK 50 VP/Z GN/YE | G.8 |
| 1937080000 | WGK 50 VP/Z | G.8 |
| 1937090000 | WGK 50 | G.8 |
| 1937100000 | WGK 50/Z GN/YE | G.8 |
| 1937110000 | WGK 50/Z | G.8 |
| 1937120000 | WGK 95 F VP GN/YE | G.9 |
| 1937130000 | WGK 95 F VP | G.9 |
| 1937140000 | WGK 95 F VP/Z | G.9 |
| 1937360000 | WGK 95 F VP/Z GN/YE | G.9 |
| 1937370000 | WGK 95 GN/YE | G.9 |
| 1937380000 | WGK 95 | G.9 |
| 1937390000 | WGK 95/Z GN/YE | G.9 |
| 1937400000 | WGK 95/Z | G.9 |
| 1937550000 | BV/SV 7.62HP/02 ZE GR | H.2 |
| 1937560000 | BV/SV 7.62HP/04 ZE GR | H.2 |
| 1937590000 | BV/SV 7.62HP KO | H.4 |
| 1937600000 | BV/SV7.62HP MOFU GR | F.12 |
| 1937600000 | BV/SV7.62HP MOFU GR | F.14 |
| 1938010000 | BL-I/O 3.50/10F NPN LED SN BK BX | C.56 |
| 1938020000 | BL-I/O 3.50/30F NPN LED SN BK BX | C.57 |
| 1939820000 | BCZ 3.81/02/90 SN OR BX | C.110 |
| 1939830000 | BCZ 3.81/03/90 SN OR BX | C.110 |
| 1939840000 | BCZ 3.81/04/90 SN OR BX | C.110 |
| 1939860000 | BCZ 3.81/05/90 SN OR BX | C.110 |
| 1939870000 | BCZ 3.81/06/90 SN OR BX | C.110 |
| 1939880000 | BCZ 3.81/07/90 SN OR BX | C.110 |
| 1939890000 | BCZ 3.81/08/90 SN OR BX | C.110 |
| 1939900000 | BCZ 3.81/09/90 SN OR BX | C.110 |
| 1939910000 | BCZ 3.81/10/90 SN OR BX | C.110 |
| 1939920000 | BCZ 3.81/11/90 SN OR BX | C.110 |
| 1939930000 | BCZ 3.81/12/90 SN OR BX | C.110 |
| 1939940000 | BCZ 3.81/13/90 SN OR BX | C.110 |
| 1939950000 | BCZ 3.81/14/90 SN OR BX | C.110 |
| 1939960000 | BCZ 3.81/15/90 SN OR BX | C.110 |
| 1939970000 | BCZ 3.81/16/90 SN OR BX | C.110 |
| 1939980000 | BCZ 3.81/02/90F SN OR BX | C.111 |
| 1939990000 | BCZ 3.81/03/90F SN OR BX | C.111 |


## 1940000000


| Order No. | Type | Page |
|---|---|---|
| 1940000000 | BCZ 3.81/04/90F SN OR BX | C.111 |
| 1940010000 | BCZ 3.81/05/90F SN OR BX | C.111 |
| 1940020000 | BCZ 3.81/06/90F SN OR BX | C.111 |
| 1940030000 | BCZ 3.81/07/90F SN OR BX | C.111 |
| 1940040000 | BCZ 3.81/08/90F SN OR BX | C.111 |
| 1940050000 | BCZ 3.81/09/90F SN OR BX | C.111 |
| 1940060000 | BCZ 3.81/10/90F SN OR BX | C.111 |
| 1940070000 | BCZ 3.81/11/90F SN OR BX | C.111 |
| 1940080000 | BCZ 3.81/12/90F SN OR BX | C.111 |
| 1940090000 | BCZ 3.81/13/90F SN OR BX | C.111 |
| 1940100000 | BCZ 3.81/14/90F SN OR BX | C.111 |
| 1940110000 | BCZ 3.81/15/90F SN OR BX | C.111 |
| 1940120000 | BCZ 3.81/16/90F SN OR BX | C.111 |
| 1940190000 | BCZ 3.81/02/270 SN OR BX | C.111 |
| 1940200000 | BCZ 3.81/03/270 SN OR BX | C.111 |
| 1940210000 | BCZ 3.81/04/270 SN OR BX | C.111 |
| 1940220000 | BCZ 3.81/05/270 SN OR BX | C.111 |
| 1940230000 | BCZ 3.81/06/270 SN OR BX | C.111 |
| 1940240000 | BCZ 3.81/07/270 SN OR BX | C.111 |
| 1940250000 | BCZ 3.81/08/270 SN OR BX | C.111 |
| 1940260000 | BCZ 3.81/09/270 SN OR BX | C.111 |
| 1940270000 | BCZ 3.81/10/270 SN OR BX | C.111 |
| 1940280000 | BCZ 3.81/11/270 SN OR BX | C.111 |
| 1940290000 | BCZ 3.81/12/270 SN OR BX | C.111 |
| 1940300000 | BCZ 3.81/13/270 SN OR BX | C.111 |
| 1940310000 | BCZ 3.81/14/270 SN OR BX | C.111 |
| 1940320000 | BCZ 3.81/15/270 SN OR BX | C.111 |
| 1940330000 | BCZ 3.81/16/270 SN OR BX | C.111 |
| 1940400000 | BCZ 3.81/07/270 SN BK BX | C.111 |
| 1940410000 | BCZ 3.81/09/270 SN BK BX | C.111 |
| 1940420000 | BCZ 3.81/11/270 SN BK BX | C.111 |
| 1940430000 | BCZ 3.81/13/270 SN BK BX | C.111 |
| 1940440000 | BCZ 3.81/14/270 SN BK BX | C.111 |
| 1940450000 | BCZ 3.81/15/270 SN BK BX | C.111 |
| 1940460000 | BCZ 3.81/02/270F SN OR BX | C.111 |
| 1940470000 | BCZ 3.81/03/270F SN OR BX | C.111 |
| 1940480000 | BCZ 3.81/04/270F SN OR BX | C.111 |
| 1940490000 | BCZ 3.81/05/270F SN OR BX | C.111 |
| 1940500000 | BCZ 3.81/06/270F SN OR BX | C.111 |
| 1940510000 | BCZ 3.81/07/270F SN OR BX | C.111 |
| 1940520000 | BCZ 3.81/08/270F SN OR BX | C.111 |
| 1940530000 | BCZ 3.81/09/270F SN OR BX | C.111 |
| 1940540000 | BCZ 3.81/10/270F SN OR BX | C.111 |
| 1940550000 | BCZ 3.81/11/270F SN OR BX | C.111 |
| 1940560000 | BCZ 3.81/12/270F SN OR BX | C.111 |
| 1940570000 | BCZ 3.81/13/270F SN OR BX | C.111 |
| 1940580000 | BCZ 3.81/14/270F SN OR BX | C.111 |
| 1940590000 | BCZ 3.81/15/270F SN OR BX | C.111 |
| 1940600000 | BCZ 3.81/16/270F SN OR BX | C.111 |
| 1940670000 | BCZ 3.81/07/270F SN BK BX | C.111 |
| 1940680000 | BCZ 3.81/09/270F SN BK BX | C.111 |
| 1940690000 | BCZ 3.81/11/270F SN BK BX | C.111 |
| 1940700000 | BCZ 3.81/13/270F SN BK BX | C.111 |
| 1940710000 | BCZ 3.81/14/270F SN BK BX | C.111 |
| 1940720000 | BCZ 3.81/15/270F SN BK BX | C.111 |
| 1940730000 | BCZ 3.81/02/180 SN OR BX | C.106 |
| 1940740000 | BCZ 3.81/03/180 SN OR BX | C.106 |
| 1940750000 | BCZ 3.81/04/180 SN OR BX | C.106 |
| 1940760000 | BCZ 3.81/05/180 SN OR BX | C.106 |
| 1940770000 | BCZ 3.81/06/180 SN OR BX | C.106 |
| 1940780000 | BCZ 3.81/07/180 SN OR BX | C.106 |
| 1940790000 | BCZ 3.81/08/180 SN OR BX | C.106 |
| 1940800000 | BCZ 3.81/09/180 SN OR BX | C.106 |
| 1940810000 | BCZ 3.81/10/180 SN OR BX | C.106 |
| 1940820000 | BCZ 3.81/11/180 SN OR BX | C.106 |
| 1940830000 | BCZ 3.81/12/180 SN OR BX | C.106 |
| 1940840000 | BCZ 3.81/13/180 SN OR BX | C.106 |
| 1940850000 | BCZ 3.81/14/180 SN OR BX | C.106 |
| 1940860000 | BCZ 3.81/15/180 SN OR BX | C.106 |
| 1940870000 | BCZ 3.81/16/180 SN OR BX | C.106 |
| 1940890000 | BCZ 3.81/17/180 SN OR BX | C.106 |
| 1940900000 | BCZ 3.81/18/180 SN OR BX | C.106 |
| 1940910000 | BCZ 3.81/19/180 SN OR BX | C.106 |
| 1940920000 | BCZ 3.81/20/180 SN OR BX | C.106 |
| 1940970000 | BCZ 3.81/17/180 SN BK BX | C.106 |
| 1940980000 | BCZ 3.81/18/180 SN BK BX | C.106 |
| 1940990000 | BCZ 3.81/19/180 SN BK BX | C.106 |
| 1941000000 | BCZ 3.81/20/180 SN BK BX | C.106 |
| 1941010000 | BCZ 3.81/02/180F SN OR BX | C.107 |
| 1941020000 | BCZ 3.81/03/180F SN OR BX | C.107 |
| 1941030000 | BCZ 3.81/04/180F SN OR BX | C.107 |
| 1941040000 | BCZ 3.81/05/180F SN OR BX | C.107 |
| 1941050000 | BCZ 3.81/06/180F SN OR BX | C.107 |
| 1941060000 | BCZ 3.81/07/180F SN OR BX | C.107 |
| 1941070000 | BCZ 3.81/08/180F SN OR BX | C.107 |
| 1941080000 | BCZ 3.81/09/180F SN OR BX | C.107 |
| 1941090000 | BCZ 3.81/10/180F SN OR BX | C.107 |
| 1941100000 | BCZ 3.81/11/180F SN OR BX | C.107 |
| 1941110000 | BCZ 3.81/12/180F SN OR BX | C.107 |
| 1941120000 | BCZ 3.81/13/180F SN OR BX | C.107 |
| 1941130000 | BCZ 3.81/14/180F SN OR BX | C.107 |
| 1941140000 | BCZ 3.81/15/180F SN OR BX | C.107 |
| 1941150000 | BCZ 3.81/16/180F SN OR BX | C.107 |
| 1941160000 | BCZ 3.81/17/180F SN OR BX | C.107 |
| 1941170000 | BCZ 3.81/18/180F SN OR BX | C.107 |
| 1941180000 | BCZ 3.81/19/180F SN OR BX | C.107 |
| 1941190000 | BCZ 3.81/20/180F SN OR BX | C.107 |
| 1941360000 | BCZ 3.81/17/180F SN BK BX | C.107 |
| 1941370000 | BCZ 3.81/18/180F SN BK BX | C.107 |
| 1941380000 | BCZ 3.81/19/180F SN BK BX | C.107 |
| 1941390000 | BCZ 3.81/20/180F SN BK BX | C.107 |
| 1941400000 | BCZ 3.81/02/180LR SN OR BX | C.107 |
| 1941410000 | BCZ 3.81/03/180LR SN OR BX | C.107 |
| 1941420000 | BCZ 3.81/04/180LR SN OR BX | C.107 |
| 1941430000 | BCZ 3.81/05/180LR SN OR BX | C.107 |
| 1941440000 | BCZ 3.81/06/180LR SN OR BX | C.107 |
| 1941450000 | BCZ 3.81/07/180LR SN OR BX | C.107 |
| 1941460000 | BCZ 3.81/08/180LR SN OR BX | C.107 |
| 1941470000 | BCZ 3.81/09/180LR SN OR BX | C.107 |
| 1941480000 | BCZ 3.81/10/180LR SN OR BX | C.107 |
| 1941490000 | BCZ 3.81/11/180LR SN OR BX | C.107 |
| 1941500000 | BCZ 3.81/12/180LR SN OR BX | C.107 |
| 1941510000 | BCZ 3.81/13/180LR SN OR BX | C.107 |
| 1941520000 | BCZ 3.81/14/180LR SN OR BX | C.107 |
| 1941530000 | BCZ 3.81/15/180LR SN OR BX | C.107 |
| 1941540000 | BCZ 3.81/16/180LR SN OR BX | C.107 |
| 1941550000 | BCZ 3.81/17/180LR SN OR BX | C.107 |
| 1941560000 | BCZ 3.81/18/180LR SN OR BX | C.107 |
| 1941570000 | BCZ 3.81/19/180LR SN OR BX | C.107 |
| 1941580000 | BCZ 3.81/20/180LR SN OR BX | C.107 |
| 1941780000 | BCZ 3.81/02/180LR SN BK BX | C.107 |
| 1941790000 | BCZ 3.81/03/180LR SN BK BX | C.107 |
| 1941800000 | BCZ 3.81/04/180LR SN BK BX | C.107 |
| 1941810000 | BCZ 3.81/05/180LR SN BK BX | C.107 |
| 1941820000 | BCZ 3.81/06/180LR SN BK BX | C.107 |
| 1941830000 | BCZ 3.81/07/180LR SN BK BX | C.107 |
| 1941840000 | BCZ 3.81/08/180LR SN BK BX | C.107 |
| 1941850000 | BCZ 3.81/09/180LR SN BK BX | C.107 |
| 1941860000 | BCZ 3.81/10/180LR SN BK BX | C.107 |
| 1941870000 | BCZ 3.81/11/180LR SN BK BX | C.107 |
| 1941880000 | BCZ 3.81/12/180LR SN BK BX | C.107 |
| 1941890000 | BCZ 3.81/13/180LR SN BK BX | C.107 |
| 1941900000 | BCZ 3.81/14/180LR SN BK BX | C.107 |
| 1941910000 | BCZ 3.81/15/180LR SN BK BX | C.107 |
| 1941920000 | BCZ 3.81/16/180LR SN BK BX | C.107 |
| 1941930000 | BCZ 3.81/17/180LR SN BK BX | C.107 |
| 1941940000 | BCZ 3.81/18/180LR SN BK BX | C.107 |
| 1941950000 | BCZ 3.81/19/180LR SN BK BX | C.107 |
| 1941960000 | BCZ 3.81/20/180LR SN BK BX | C.107 |
| 1941970000 | BCZ 3.81/08/180ZE SN BK BX | C.108 |
| 1941980000 | BCZ 3.81/08/180FZE SN BK BX | C.109 |
| 1941990000 | BCZ 3.81/08/180LRZE SN BK BX | C.109 |
| 1942020000 | SC 3.81/02/90G 3.2SN OR BX | C.84 |
| 1942040000 | SC 3.81/03/90G 3.2SN OR BX | C.84 |
| 1942070000 | SC 3.81/04/90G 3.2SN OR BX | C.84 |
| 1942090000 | SC 3.81/05/90G 3.2SN OR BX | C.84 |
| 1942100000 | SC 3.81/06/90G 3.2SN OR BX | C.84 |
| 1942120000 | SC 3.81/07/90G 3.2SN OR BX | C.84 |
| 1942130000 | SC 3.81/08/90G 3.2SN OR BX | C.84 |
| 1942140000 | SC 3.81/09/90G 3.2SN OR BX | C.84 |
| 1942150000 | SC 3.81/10/90G 3.2SN OR BX | C.84 |
| 1942160000 | SC 3.81/11/90G 3.2SN OR BX | C.84 |
| 1942170000 | SC 3.81/12/90G 3.2SN OR BX | C.84 |
| 1942180000 | SC 3.81/13/90G 3.2SN OR BX | C.84 |
| 1942190000 | SC 3.81/14/90G 3.2SN OR BX | C.84 |
| 1942200000 | SC 3.81/15/90G 3.2SN OR BX | C.84 |
| 1942210000 | SC 3.81/16/90G 3.2SN OR BX | C.84 |
| 1942220000 | SC 3.81/17/90G 3.2SN OR BX | C.84 |
| 1942230000 | SC 3.81/18/90G 3.2SN OR BX | C.84 |
| 1942240000 | SC 3.81/19/90G 3.2SN OR BX | C.84 |
| 1942250000 | SC 3.81/20/90G 3.2SN OR BX | C.84 |
| 1942350000 | SC 3.81/07/90G 3.2SN BK BX | C.84 |
| 1942360000 | SC 3.81/09/90G 3.2SN BK BX | C.84 |
| 1942370000 | SC 3.81/11/90G 3.2SN BK BX | C.84 |
| 1942380000 | SC 3.81/13/90G 3.2SN BK BX | C.84 |
| 1942390000 | SC 3.81/14/90G 3.2SN BK BX | C.84 |
| 1942400000 | SC 3.81/15/90G 3.2SN BK BX | C.84 |
| 1942410000 | SC 3.81/17/90G 3.2SN BK BX | C.84 |
| 1942420000 | SC 3.81/18/90G 3.2SN BK BX | C.84 |
| 1942430000 | SC 3.81/19/90G 3.2SN BK BX | C.84 |
| 1942440000 | SC 3.81/20/90G 3.2SN BK BX | C.84 |
| 1942450000 | SC 3.81/02/90F 3.2SN OR BX | C.85 |
| 1942460000 | SC 3.81/03/90F 3.2SN OR BX | C.85 |
| 1942470000 | SC 3.81/04/90F 3.2SN OR BX | C.85 |
| 1942480000 | SC 3.81/05/90F 3.2SN OR BX | C.85 |
| 1942490000 | SC 3.81/06/90F 3.2SN OR BX | C.85 |
| 1942500000 | SC 3.81/07/90F 3.2SN OR BX | C.85 |
| 1942510000 | SC 3.81/08/90F 3.2SN OR BX | C.85 |
| 1942520000 | SC 3.81/09/90F 3.2SN OR BX | C.85 |
| 1942530000 | SC 3.81/10/90F 3.2SN OR BX | C.85 |
| 1942540000 | SC 3.81/11/90F 3.2SN OR BX | C.85 |
| 1942550000 | SC 3.81/12/90F 3.2SN OR BX | C.85 |
| 1942560000 | SC 3.81/13/90F 3.2SN OR BX | C.85 |
| 1942570000 | SC 3.81/14/90F 3.2SN OR BX | C.85 |
| 1942580000 | SC 3.81/15/90F 3.2SN OR BX | C.85 |
| 1942590000 | SC 3.81/16/90F 3.2SN OR BX | C.85 |
| 1942600000 | SC 3.81/17/90F 3.2SN OR BX | C.85 |
| 1942610000 | SC 3.81/18/90F 3.2SN OR BX | C.85 |
| 1942620000 | SC 3.81/19/90F 3.2SN OR BX | C.85 |
| 1942630000 | SC 3.81/20/90F 3.2SN OR BX | C.85 |
| 1942740000 | SC 3.81/07/90F 3.2SN BK BX | C.85 |
| 1942750000 | SC 3.81/09/90F 3.2SN BK BX | C.85 |
| 1942760000 | SC 3.81/11/90F 3.2SN BK BX | C.85 |
| 1942770000 | SC 3.81/13/90F 3.2SN BK BX | C.85 |
| 1942780000 | SC 3.81/14/90F 3.2SN BK BX | C.85 |
| 1942790000 | SC 3.81/15/90F 3.2SN BK BX | C.85 |
| 1942800000 | SC 3.81/17/90F 3.2SN BK BX | C.85 |
| 1942810000 | SC 3.81/18/90F 3.2SN BK BX | C.85 |
| 1942820000 | SC 3.81/19/90F 3.2SN BK BX | C.85 |
| 1942830000 | SC 3.81/20/90F 3.2SN BK BX | C.85 |
| 1942840000 | SC 3.81/02/180G 3.2SN OR BX | C.86 |
| 1942850000 | SC 3.81/03/180G 3.2SN OR BX | C.86 |
| 1942860000 | SC 3.81/04/180G 3.2SN OR BX | C.86 |
| 1942870000 | SC 3.81/05/180G 3.2SN OR BX | C.86 |
| 1942880000 | SC 3.81/06/180G 3.2SN OR BX | C.86 |
| 1942890000 | SC 3.81/07/180G 3.2SN OR BX | C.86 |
| 1942900000 | SC 3.81/08/180G 3.2SN OR BX | C.86 |
| 1942910000 | SC 3.81/09/180G 3.2SN OR BX | C.86 |
| 1942920000 | SC 3.81/10/180G 3.2SN OR BX | C.86 |






«ЭЛЕКТРО-ПРОФИ» - http://www.ep.ru

| Order No. | Type | Page |
|---|---|---|
| 1942930000 | SC 3.81/11/180G 3.2SN OR BX | C.86 |
| 1942940000 | SC 3.81/12/180G 3.2SN OR BX | C.86 |
| 1942950000 | SC 3.81/13/180G 3.2SN OR BX | C.86 |
| 1942960000 | SC 3.81/14/180G 3.2SN OR BX | C.86 |
| 1942970000 | SC 3.81/15/180G 3.2SN OR BX | C.86 |
| 1942980000 | SC 3.81/16/180G 3.2SN OR BX | C.86 |
| 1942990000 | SC 3.81/17/180G 3.2SN OR BX | C.86 |
| 1943000000 | SC 3.81/18/180G 3.2SN OR BX | C.86 |
| 1943010000 | SC 3.81/19/180G 3.2SN OR BX | C.86 |
| 1943020000 | SC 3.81/20/180G 3.2SN OR BX | C.86 |
| 1943100000 | SC 3.81/11/180G 3.2SN BK BX | C.86 |
| 1943110000 | SC 3.81/13/180G 3.2SN BK BX | C.86 |
| 1943120000 | SC 3.81/14/180G 3.2SN BK BX | C.86 |
| 1943130000 | SC 3.81/15/180G 3.2SN BK BX | C.86 |
| 1943140000 | SC 3.81/17/180G 3.2SN BK BX | C.86 |
| 1943150000 | SC 3.81/18/180G 3.2SN BK BX | C.86 |
| 1943160000 | SC 3.81/19/180G 3.2SN BK BX | C.86 |
| 1943170000 | SC 3.81/20/180G 3.2SN BK BX | C.86 |
| 1943180000 | SC 3.81/02/180F 3.2SN OR BX | C.87 |
| 1943190000 | SC 3.81/03/180F 3.2SN OR BX | C.87 |
| 1943200000 | SC 3.81/04/180F 3.2SN OR BX | C.87 |
| 1943210000 | SC 3.81/05/180F 3.2SN OR BX | C.87 |
| 1943220000 | SC 3.81/06/180F 3.2SN OR BX | C.87 |
| 1943230000 | SC 3.81/07/180F 3.2SN OR BX | C.87 |
| 1943240000 | SC 3.81/08/180F 3.2SN OR BX | C.87 |
| 1943250000 | SC 3.81/09/180F 3.2SN OR BX | C.87 |
| 1943260000 | SC 3.81/10/180F 3.2SN OR BX | C.87 |
| 1943270000 | SC 3.81/11/180F 3.2SN OR BX | C.87 |
| 1943280000 | SC 3.81/12/180F 3.2SN OR BX | C.87 |
| 1943290000 | SC 3.81/13/180F 3.2SN OR BX | C.87 |
| 1943300000 | SC 3.81/14/180F 3.2SN OR BX | C.87 |
| 1943310000 | SC 3.81/15/180F 3.2SN OR BX | C.87 |
| 1943320000 | SC 3.81/16/180F 3.2SN OR BX | C.87 |
| 1943330000 | SC 3.81/17/180F 3.2SN OR BX | C.87 |
| 1943340000 | SC 3.81/18/180F 3.2SN OR BX | C.87 |
| 1943350000 | SC 3.81/19/180F 3.2SN OR BX | C.87 |
| 1943360000 | SC 3.81/20/180F 3.2SN OR BX | C.87 |
| 1943470000 | SC 3.81/09/180F 3.2SN BK BX | C.87 |
| 1943480000 | SC 3.81/11/180F 3.2SN BK BX | C.87 |
| 1943490000 | SC 3.81/13/180F 3.2SN BK BX | C.87 |
| 1943500000 | SC 3.81/14/180F 3.2SN BK BX | C.87 |
| 1943510000 | SC 3.81/15/180F 3.2SN BK BX | C.87 |
| 1943520000 | SC 3.81/17/180F 3.2SN BK BX | C.87 |
| 1943530000 | SC 3.81/18/180F 3.2SN BK BX | C.87 |
| 1943540000 | SC 3.81/19/180F 3.2SN BK BX | C.87 |
| 1943550000 | SC 3.81/20/180F 3.2SN BK BX | C.87 |
| 1943580000 | BLZP 5.08/02/180 SN OR BX | C.208 |
| 1943590000 | BLZP 5.08/03/180 SN OR BX | C.208 |
| 1943600000 | BLZP 5.08/04/180 SN OR BX | C.208 |
| 1943610000 | BLZP 5.08/05/180 SN OR BX | C.208 |
| 1943620000 | BLZP 5.08/06/180 SN OR BX | C.208 |
| 1943630000 | BLZP 5.08/07/180 SN OR BX | C.208 |
| 1943640000 | BLZP 5.08/08/180 SN OR BX | C.208 |
| 1943650000 | BLZP 5.08/09/180 SN OR BX | C.208 |
| 1943660000 | BLZP 5.08/10/180 SN OR BX | C.208 |
| 1943670000 | BLZP 5.08/11/180 SN OR BX | C.208 |
| 1943680000 | BLZP 5.08/12/180 SN OR BX | C.208 |
| 1943690000 | BLZP 5.08/13/180 SN OR BX | C.208 |
| 1943700000 | BLZP 5.08/14/180 SN OR BX | C.208 |
| 1943710000 | BLZP 5.08/15/180 SN OR BX | C.208 |
| 1943720000 | BLZP 5.08/16/180 SN OR BX | C.208 |
| 1943730000 | BLZP 5.08/17/180 SN OR BX | C.208 |
| 1943740000 | BLZP 5.08/18/180 SN OR BX | C.208 |
| 1943750000 | BLZP 5.08/19/180 SN OR BX | C.208 |
| 1943760000 | BLZP 5.08/20/180 SN OR BX | C.208 |
| 1943770000 | BLZP 5.08/21/180 SN OR BX | C.208 |
| 1943780000 | BLZP 5.08/22/180 SN OR BX | C.208 |
| 1943790000 | BLZP 5.08/23/180 SN OR BX | C.208 |
| 1943800000 | BLZP 5.08/24/180 SN OR BX | C.208 |
| 1943810000 | BLZP 5.08/02/180 SN BK BX | C.208 |
| 1943820000 | BLZP 5.08/03/180 SN BK BX | C.208 |
| 1943830000 | BLZP 5.08/04/180 SN BK BX | C.208 |
| 1943840000 | BLZP 5.08/05/180 SN BK BX | C.208 |
| 1943850000 | BLZP 5.08/06/180 SN BK BX | C.208 |
| 1943860000 | BLZP 5.08/07/180 SN BK BX | C.208 |
| 1943870000 | BLZP 5.08/08/180 SN BK BX | C.208 |
| 1943880000 | BLZP 5.08/09/180 SN BK BX | C.208 |
| 1943890000 | BLZP 5.08/10/180 SN BK BX | C.208 |
| 1943900000 | BLZP 5.08/11/180 SN BK BX | C.208 |
| 1943910000 | BLZP 5.08/12/180 SN BK BX | C.208 |
| 1943920000 | BLZP 5.08/13/180 SN BK BX | C.208 |
| 1943930000 | BLZP 5.08/14/180 SN BK BX | C.208 |
| 1943940000 | BLZP 5.08/15/180 SN BK BX | C.208 |
| 1943950000 | BLZP 5.08/16/180 SN BK BX | C.208 |
| 1943960000 | BLZP 5.08/17/180 SN BK BX | C.208 |
| 1943970000 | BLZP 5.08/18/180 SN BK BX | C.208 |
| 1943980000 | BLZP 5.08/19/180 SN BK BX | C.208 |
| 1943990000 | BLZP 5.08/20/180 SN BK BX | C.208 |
| 1944000000 | BLZP 5.08/21/180 SN BK BX | C.208 |
| 1944010000 | BLZP 5.08/22/180 SN BK BX | C.208 |
| 1944020000 | BLZP 5.08/23/180 SN BK BX | C.208 |
| 1944030000 | BLZP 5.08/24/180 SN BK BX | C.208 |
| 1944090000 | BLZP 5.08/02/180F SN OR BX | C.209 |
| 1944100000 | BLZP 5.08/03/180F SN OR BX | C.209 |
| 1944110000 | BLZP 5.08/04/180F SN OR BX | C.209 |
| 1944120000 | BLZP 5.08/05/180F SN OR BX | C.209 |
| 1944130000 | BLZP 5.08/06/180F SN OR BX | C.209 |
| 1944140000 | BLZP 5.08/07/180F SN OR BX | C.209 |
| 1944150000 | BLZP 5.08/08/180F SN OR BX | C.209 |
| 1944160000 | BLZP 5.08/09/180F SN OR BX | C.209 |
| 1944170000 | BLZP 5.08/10/180F SN OR BX | C.209 |
| 1944180000 | BLZP 5.08/11/180F SN OR BX | C.209 |
| 1944190000 | BLZP 5.08/12/180F SN OR BX | C.209 |
| 1944200000 | BLZP 5.08/13/180F SN OR BX | C.209 |
| 1944210000 | BLZP 5.08/14/180F SN OR BX | C.209 |
| 1944220000 | BLZP 5.08/15/180F SN OR BX | C.209 |
| 1944230000 | BLZP 5.08/16/180F SN OR BX | C.209 |
| 1944240000 | BLZP 5.08/17/180F SN OR BX | C.209 |
| 1944250000 | BLZP 5.08/18/180F SN OR BX | C.209 |
| 1944260000 | BLZP 5.08/19/180F SN OR BX | C.209 |
| 1944270000 | BLZP 5.08/20/180F SN OR BX | C.209 |
| 1944280000 | BLZP 5.08/21/180F SN OR BX | C.209 |
| 1944290000 | BLZP 5.08/22/180F SN OR BX | C.209 |
| 1944300000 | BLZP 5.08/23/180F SN OR BX | C.209 |
| 1944310000 | BLZP 5.08/24/180F SN OR BX | C.209 |
| 1944330000 | BLZP 5.08/02/180F SN BK BX | C.209 |
| 1944340000 | BLZP 5.08/03/180F SN BK BX | C.209 |
| 1944350000 | BLZP 5.08/04/180F SN BK BX | C.209 |
| 1944360000 | BLZP 5.08/05/180F SN BK BX | C.209 |
| 1944370000 | BLZP 5.08/06/180F SN BK BX | C.209 |
| 1944380000 | BLZP 5.08/07/180F SN BK BX | C.209 |
| 1944390000 | BLZP 5.08/08/180F SN BK BX | C.209 |
| 1944400000 | BLZP 5.08/09/180F SN BK BX | C.209 |
| 1944410000 | BLZP 5.08/10/180F SN BK BX | C.209 |
| 1944420000 | BLZP 5.08/11/180F SN BK BX | C.209 |
| 1944430000 | BLZP 5.08/12/180F SN BK BX | C.209 |
| 1944440000 | BLZP 5.08/13/180F SN BK BX | C.209 |
| 1944450000 | BLZP 5.08/14/180F SN BK BX | C.209 |
| 1944460000 | BLZP 5.08/15/180F SN BK BX | C.209 |
| 1944470000 | BLZP 5.08/16/180F SN BK BX | C.209 |
| 1944480000 | BLZP 5.08/17/180F SN BK BX | C.209 |
| 1944490000 | BLZP 5.08/18/180F SN BK BX | C.209 |
| 1944500000 | BLZP 5.08/19/180F SN BK BX | C.209 |
| 1944510000 | BLZP 5.08/20/180F SN BK BX | C.209 |
| 1944520000 | BLZP 5.08/21/180F SN BK BX | C.209 |
| 1944530000 | BLZP 5.08/22/180F SN BK BX | C.209 |
| 1944540000 | BLZP 5.08/23/180F SN BK BX | C.209 |
| 1944550000 | BLZP 5.08/24/180F SN BK BX | C.209 |
| 1944590000 | B2L 3.50/06/180QV3 SN BK BX | C.18 |
| 1944600000 | B2L 3.50/08/180QV4 SN BK BX | C.18 |
| 1944610000 | B2L 3.50/10/180QV5 SN BK BX | C.18 |
| 1944620000 | B2L 3.50/12/180QV6 SN BK BX | C.18 |
| 1944630000 | B2L 3.50/14/180QV7 SN BK BX | C.18 |
| 1944640000 | B2L 3.50/16/180QV8 SN BK BX | C.18 |
| 1944650000 | B2L 3.50/18/180QV9 SN BK BX | C.18 |
| 1944670000 | B2L 3.50/06/180FQV3 SN BK BX | C.19 |
| 1944680000 | B2L 3.50/08/180FQV4 SN BK BX | C.19 |
| 1944690000 | B2L 3.50/10/180FQV5 SN BK BX | C.19 |
| 1944700000 | B2L 3.50/12/180FQV6 SN BK BX | C.19 |
| 1944710000 | B2L 3.50/14/180FQV7 SN BK BX | C.19 |
| 1944720000 | B2L 3.50/16/180FQV8 SN BK BX | C.19 |
| 1944730000 | B2L 3.50/18/180FQV9 SN BK BX | C.19 |
| 1944750000 | B2L 3.50/06/180LHQV3 SN BK BX | C.19 |
| 1944760000 | B2L 3.50/08/180LHQV4 SN BK BX | C.19 |
| 1944770000 | B2L 3.50/10/180LHQV5 SN BK BX | C.19 |
| 1944780000 | B2L 3.50/12/180LHQV6 SN BK BX | C.19 |
| 1944790000 | B2L 3.50/14/180LHQV7 SN BK BX | C.19 |
| 1944800000 | B2L 3.50/16/180LHQV8 SN BK BX | C.19 |
| 1944810000 | B2L 3.50/18/180LHQV9 SN BK BX | C.19 |
| 1944830000 | BLZP 5.08/02/180LR SN OR BX | C.209 |
| 1944840000 | BLZP 5.08/03/180LR SN OR BX | C.209 |
| 1944850000 | BLZP 5.08/04/180LR SN OR BX | C.209 |
| 1944860000 | BLZP 5.08/05/180LR SN OR BX | C.209 |
| 1944870000 | BLZP 5.08/06/180LR SN OR BX | C.209 |
| 1944880000 | BLZP 5.08/07/180LR SN OR BX | C.209 |
| 1944890000 | BLZP 5.08/08/180LR SN OR BX | C.209 |
| 1944900000 | BLZP 5.08/09/180LR SN OR BX | C.209 |
| 1944910000 | BLZP 5.08/10/180LR SN OR BX | C.209 |
| 1944920000 | BLZP 5.08/11/180LR SN OR BX | C.209 |
| 1944930000 | BLZP 5.08/12/180LR SN OR BX | C.209 |
| 1944940000 | BLZP 5.08/13/180LR SN OR BX | C.209 |
| 1944950000 | BLZP 5.08/14/180LR SN OR BX | C.209 |
| 1944960000 | BLZP 5.08/15/180LR SN OR BX | C.209 |
| 1944970000 | BLZP 5.08/16/180LR SN OR BX | C.209 |
| 1944980000 | BLZP 5.08/17/180LR SN OR BX | C.209 |
| 1944990000 | BLZP 5.08/18/180LR SN OR BX | C.209 |
| 1945000000 | BLZP 5.08/19/180LR SN OR BX | C.209 |
| 1945010000 | BLZP 5.08/20/180LR SN OR BX | C.209 |
| 1945020000 | BLZP 5.08/21/180LR SN OR BX | C.209 |
| 1945030000 | BLZP 5.08/22/180LR SN OR BX | C.209 |
| 1945040000 | BLZP 5.08/23/180LR SN OR BX | C.209 |
| 1945050000 | BLZP 5.08/24/180LR SN OR BX | C.209 |
| 1945060000 | BLZP 5.08/02/180LR SN BK BX | C.209 |
| 1945070000 | BLZP 5.08/03/180LR SN BK BX | C.209 |
| 1945080000 | BLZP 5.08/04/180LR SN BK BX | C.209 |
| 1945090000 | BLZP 5.08/05/180LR SN BK BX | C.209 |
| 1945100000 | BLZP 5.08/06/180LR SN BK BX | C.209 |
| 1945110000 | BLZP 5.08/07/180LR SN BK BX | C.209 |
| 1945120000 | BLZP 5.08/08/180LR SN BK BX | C.209 |
| 1945130000 | BLZP 5.08/09/180LR SN BK BX | C.209 |
| 1945140000 | BLZP 5.08/10/180LR SN BK BX | C.209 |
| 1945150000 | BLZP 5.08/11/180LR SN BK BX | C.209 |
| 1945160000 | BLZP 5.08/12/180LR SN BK BX | C.209 |
| 1945170000 | BLZP 5.08/13/180LR SN BK BX | C.209 |
| 1945180000 | BLZP 5.08/14/180LR SN BK BX | C.209 |
| 1945190000 | BLZP 5.08/15/180LR SN BK BX | C.209 |
| 1945200000 | BLZP 5.08/16/180LR SN BK BX | C.209 |
| 1945210000 | BLZP 5.08/17/180LR SN BK BX | C.209 |
| 1945220000 | BLZP 5.08/18/180LR SN BK BX | C.209 |
| 1945230000 | BLZP 5.08/19/180LR SN BK BX | C.209 |
| 1945240000 | BLZP 5.08/20/180LR SN BK BX | C.209 |
| 1945250000 | BLZP 5.08/21/180LR SN BK BX | C.209 |
| 1945260000 | BLZP 5.08/22/180LR SN BK BX | C.209 |
| 1945270000 | BLZP 5.08/23/180LR SN BK BX | C.209 |
| 1945280000 | BLZP 5.08/24/180LR SN BK BX | C.209 |
| 1945750000 | BLZP 5.08/02/225B SN OR BX | C.215 |
| 1945760000 | BLZP 5.08/03/225B SN OR BX | C.215 |
| 1945770000 | BLZP 5.08/04/225B SN OR BX | C.215 |
| 1945780000 | BLZP 5.08/05/225B SN OR BX | C.215 |
| 1945790000 | BLZP 5.08/06/225B SN OR BX | C.215 |
| 1945800000 | BLZP 5.08/07/225B SN OR BX | C.215 |
| 1945810000 | BLZP 5.08/08/225B SN OR BX | C.215 |
| 1945820000 | BLZP 5.08/09/225B SN OR BX | C.215 |
| 1945830000 | BLZP 5.08/10/225B SN OR BX | C.215 |
| 1945840000 | BLZP 5.08/11/225B SN OR BX | C.215 |
| 1945850000 | BLZP 5.08/12/225B SN OR BX | C.215 |
| 1945860000 | BLZP 5.08/13/225B SN OR BX | C.215 |
| 1945870000 | BLZP 5.08/14/225B SN OR BX | C.215 |
| 1945880000 | BLZP 5.08/15/225B SN OR BX | C.215 |
| 1945890000 | BLZP 5.08/16/225B SN OR BX | C.215 |
| 1945900000 | BLZP 5.08/17/225B SN OR BX | C.215 |
| 1945910000 | BLZP 5.08/18/225B SN OR BX | C.215 |
| 1945920000 | BLZP 5.08/19/225B SN OR BX | C.215 |
| 1945930000 | BLZP 5.08/20/225B SN OR BX | C.215 |
| 1945940000 | BLZP 5.08/21/225B SN OR BX | C.215 |
| 1945950000 | BLZP 5.08/22/225B SN OR BX | C.215 |
| 1945960000 | BLZP 5.08/23/225B SN OR BX | C.215 |
| 1945970000 | BLZP 5.08/24/225B SN OR BX | C.215 |
| 1945980000 | BLZP 5.08/02/225B SN BK BX | C.215 |
| 1945990000 | BLZP 5.08/03/225B SN BK BX | C.215 |
| 1946000000 | BLZP 5.08/04/225B SN BK BX | C.215 |
| 1946010000 | BLZP 5.08/05/225B SN BK BX | C.215 |
| 1946020000 | BLZP 5.08/06/225B SN BK BX | C.215 |
| 1946030000 | BLZP 5.08/07/225B SN BK BX | C.215 |
| 1946040000 | BLZP 5.08/08/225B SN BK BX | C.215 |
| 1946050000 | BLZP 5.08/09/225B SN BK BX | C.215 |
| 1946060000 | BLZP 5.08/10/225B SN BK BX | C.215 |
| 1946070000 | BLZP 5.08/11/225B SN BK BX | C.215 |
| 1946080000 | BLZP 5.08/12/225B SN BK BX | C.215 |
| 1946090000 | BLZP 5.08/13/225B SN BK BX | C.215 |
| 1946100000 | BLZP 5.08/14/225B SN BK BX | C.215 |
| 1946110000 | BLZP 5.08/15/225B SN BK BX | C.215 |
| 1946120000 | BLZP 5.08/16/225B SN BK BX | C.215 |
| 1946130000 | BLZP 5.08/17/225B SN BK BX | C.215 |
| 1946140000 | BLZP 5.08/18/225B SN BK BX | C.215 |
| 1946150000 | BLZP 5.08/19/225B SN BK BX | C.215 |
| 1946160000 | BLZP 5.08/20/225B SN BK BX | C.215 |
| 1946170000 | BLZP 5.08/21/225B SN BK BX | C.215 |
| 1946180000 | BLZP 5.08/22/225B SN BK BX | C.215 |
| 1946190000 | BLZP 5.08/23/225B SN BK BX | C.215 |
| 1946200000 | BLZP 5.08/24/225B SN BK BX | C.215 |
| 1946250000 | BLZP 5.08/02/225 SN OR BX | C.214 |
| 1946260000 | BLZP 5.08/03/225 SN OR BX | C.214 |
| 1946270000 | BLZP 5.08/04/225 SN OR BX | C.214 |
| 1946280000 | BLZP 5.08/05/225 SN OR BX | C.214 |
| 1946290000 | BLZP 5.08/06/225 SN OR BX | C.214 |
| 1946300000 | BLZP 5.08/07/225 SN OR BX | C.214 |
| 1946310000 | BLZP 5.08/08/225 SN OR BX | C.214 |
| 1946320000 | BLZP 5.08/09/225 SN OR BX | C.214 |
| 1946330000 | BLZP 5.08/10/225 SN OR BX | C.214 |
| 1946340000 | BLZP 5.08/11/225 SN OR BX | C.214 |
| 1946350000 | BLZP 5.08/12/225 SN OR BX | C.214 |
| 1946360000 | BLZP 5.08/13/225 SN OR BX | C.214 |
| 1946370000 | BLZP 5.08/14/225 SN OR BX | C.214 |
| 1946380000 | BLZP 5.08/15/225 SN OR BX | C.214 |
| 1946390000 | BLZP 5.08/16/225 SN OR BX | C.214 |
| 1946400000 | BLZP 5.08/17/225 SN OR BX | C.214 |
| 1946410000 | BLZP 5.08/18/225 SN OR BX | C.214 |
| 1946420000 | BLZP 5.08/19/225 SN OR BX | C.214 |
| 1946430000 | BLZP 5.08/20/225 SN OR BX | C.214 |
| 1946440000 | BLZP 5.08/21/225 SN OR BX | C.214 |
| 1946450000 | BLZP 5.08/22/225 SN OR BX | C.214 |
| 1946460000 | BLZP 5.08/23/225 SN OR BX | C.214 |
| 1946480000 | BLZP 5.08/24/225 SN OR BX | C.214 |
| 1946560000 | BLZP 5.08/02/225 SN BK BX | C.214 |
| 1946570000 | BLZP 5.08/03/225 SN BK BX | C.214 |
| 1946580000 | BLZP 5.08/04/225 SN BK BX | C.214 |
| 1946590000 | BLZP 5.08/05/225 SN BK BX | C.214 |
| 1946600000 | BLZP 5.08/06/225 SN BK BX | C.214 |
| 1946610000 | BLZP 5.08/07/225 SN BK BX | C.214 |
| 1946620000 | BLZP 5.08/08/225 SN BK BX | C.214 |
| 1946630000 | BLZP 5.08/09/225 SN BK BX | C.214 |
| 1946640000 | BLZP 5.08/10/225 SN BK BX | C.214 |
| 1946650000 | BLZP 5.08/11/225 SN BK BX | C.214 |
| 1946660000 | BLZP 5.08/12/225 SN BK BX | C.214 |
| 1946670000 | BLZP 5.08/13/225 SN BK BX | C.214 |
| 1946680000 | BLZP 5.08/14/225 SN BK BX | C.214 |
| 1946690000 | BLZP 5.08/15/225 SN BK BX | C.214 |
| 1946700000 | BLZP 5.08/16/225 SN BK BX | C.214 |
| 1946710000 | BLZP 5.08/17/225 SN BK BX | C.214 |
| 1946720000 | BLZP 5.08/18/225 SN BK BX | C.214 |
| 1946730000 | BLZP 5.08/19/225 SN BK BX | C.214 |
| 1946740000 | BLZP 5.08/20/225 SN BK BX | C.214 |
| 1946750000 | BLZP 5.08/21/225 SN BK BX | C.214 |
| 1946760000 | BLZP 5.08/22/225 SN BK BX | C.214 |
| 1946770000 | BLZP 5.08/23/225 SN BK BX | C.214 |
| 1946780000 | BLZP 5.08/24/225 SN BK BX | C.214 |
| 1947480000 | SUZ 10.16HP/02/180G AG BK BX | F.116 |
| 1947490000 | SUZ 10.16HP/03/180G AG BK BX | F.116 |
| 1947500000 | SUZ 10.16HP/04/180G AG BK BX | F.116 |



«ЭЛЕКТРО-ПРОФИ» - http://www.ep.ru

| Order No. | Type | Page |
|---|---|---|
| 1947510000 | SUZ 10.16HP/05/180G AG BK BX | F.116 |
| 1947530000 | BLZP 5.08/02/270LR SN OR BX | C.213 |
| 1947540000 | BLZP 5.08/03/270LR SN OR BX | C.213 |
| 1947550000 | BLZP 5.08/04/270LR SN OR BX | C.213 |
| 1947560000 | BLZP 5.08/05/270LR SN OR BX | C.213 |
| 1947570000 | BLZP 5.08/06/270LR SN OR BX | C.213 |
| 1947580000 | BLZP 5.08/07/270LR SN OR BX | C.213 |
| 1947590000 | BLZP 5.08/08/270LR SN OR BX | C.213 |
| 1947600000 | BLZP 5.08/09/270LR SN OR BX | C.213 |
| 1947610000 | BLZP 5.08/10/270LR SN OR BX | C.213 |
| 1947620000 | BLZP 5.08/11/270LR SN OR BX | C.213 |
| 1947630000 | BLZP 5.08/12/270LR SN OR BX | C.213 |
| 1947640000 | BLZP 5.08/13/270LR SN OR BX | C.213 |
| 1947650000 | BLZP 5.08/14/270LR SN OR BX | C.213 |
| 1947660000 | BLZP 5.08/15/270LR SN OR BX | C.213 |
| 1947670000 | BLZP 5.08/16/270LR SN OR BX | C.213 |
| 1947680000 | BLZP 5.08/17/270LR SN OR BX | C.213 |
| 1947690000 | BLZP 5.08/18/270LR SN OR BX | C.213 |
| 1947700000 | BLZP 5.08/19/270LR SN OR BX | C.213 |
| 1947710000 | BLZP 5.08/20/270LR SN OR BX | C.213 |
| 1947720000 | BLZP 5.08/21/270LR SN OR BX | C.213 |
| 1947730000 | BLZP 5.08/22/270LR SN OR BX | C.213 |
| 1947740000 | BLZP 5.08/23/270LR SN OR BX | C.213 |
| 1947750000 | BLZP 5.08/24/270LR SN OR BX | C.213 |
| 1947760000 | BLZP 5.08/02/270LR SN BK BX | C.213 |
| 1947770000 | BLZP 5.08/03/270LR SN BK BX | C.213 |
| 1947780000 | BLZP 5.08/04/270LR SN BK BX | C.213 |
| 1947790000 | BLZP 5.08/05/270LR SN BK BX | C.213 |
| 1947800000 | BLZP 5.08/06/270LR SN BK BX | C.213 |
| 1947810000 | BLZP 5.08/07/270LR SN BK BX | C.213 |
| 1947820000 | BLZP 5.08/08/270LR SN BK BX | C.213 |
| 1947830000 | BLZP 5.08/09/270LR SN BK BX | C.213 |
| 1947840000 | BLZP 5.08/10/270LR SN BK BX | C.213 |
| 1947850000 | BLZP 5.08/11/270LR SN BK BX | C.213 |
| 1947860000 | BLZP 5.08/12/270LR SN BK BX | C.213 |
| 1947870000 | BLZP 5.08/13/270LR SN BK BX | C.213 |
| 1947880000 | BLZP 5.08/14/270LR SN BK BX | C.213 |
| 1947890000 | BLZP 5.08/15/270LR SN BK BX | C.213 |
| 1947900000 | BLZP 5.08/16/270LR SN BK BX | C.213 |
| 1947910000 | BLZP 5.08/17/270LR SN BK BX | C.213 |
| 1947920000 | BLZP 5.08/18/270LR SN BK BX | C.213 |
| 1947930000 | BLZP 5.08/19/270LR SN BK BX | C.213 |
| 1947940000 | BLZP 5.08/20/270LR SN BK BX | C.213 |
| 1947950000 | BLZP 5.08/21/270LR SN BK BX | C.213 |
| 1947960000 | BLZP 5.08/22/270LR SN BK BX | C.213 |
| 1947970000 | BLZP 5.08/23/270LR SN BK BX | C.213 |
| 1947980000 | BLZP 5.08/24/270LR SN BK BX | C.213 |
| 1948000000 | BLZP 5.08/02/90 SN OR BX | C.210 |
| 1948010000 | BLZP 5.08/03/90 SN OR BX | C.210 |
| 1948020000 | BLZP 5.08/04/90 SN OR BX | C.210 |
| 1948030000 | BLZP 5.08/05/90 SN OR BX | C.210 |
| 1948040000 | BLZP 5.08/06/90 SN OR BX | C.210 |
| 1948050000 | BLZP 5.08/07/90 SN OR BX | C.210 |
| 1948060000 | BLZP 5.08/08/90 SN OR BX | C.210 |
| 1948070000 | BLZP 5.08/09/90 SN OR BX | C.210 |
| 1948080000 | BLZP 5.08/10/90 SN OR BX | C.210 |
| 1948100000 | BLZP 5.08/11/90 SN OR BX | C.210 |
| 1948110000 | BLZP 5.08/12/90 SN OR BX | C.210 |
| 1948120000 | BLZP 5.08/13/90 SN OR BX | C.210 |
| 1948130000 | BLZP 5.08/14/90 SN OR BX | C.210 |
| 1948140000 | BLZP 5.08/15/90 SN OR BX | C.210 |
| 1948150000 | BLZP 5.08/16/90 SN OR BX | C.210 |
| 1948160000 | BLZP 5.08/17/90 SN OR BX | C.210 |
| 1948170000 | BLZP 5.08/18/90 SN OR BX | C.210 |
| 1948180000 | BLZP 5.08/19/90 SN OR BX | C.210 |
| 1948190000 | BLZP 5.08/20/90 SN OR BX | C.210 |
| 1948200000 | BLZP 5.08/21/90 SN OR BX | C.210 |
| 1948210000 | BLZP 5.08/22/90 SN OR BX | C.210 |
| 1948220000 | BLZP 5.08/23/90 SN OR BX | C.210 |
| 1948230000 | BLZP 5.08/24/90 SN OR BX | C.210 |
| 1948240000 | BLZP 5.08/02/90 SN BK BX | C.210 |
| 1948250000 | BLZP 5.08/03/90 SN BK BX | C.210 |
| 1948260000 | BLZP 5.08/04/90 SN BK BX | C.210 |
| 1948270000 | BLZP 5.08/05/90 SN BK BX | C.210 |
| 1948280000 | BLZP 5.08/06/90 SN BK BX | C.210 |
| 1948290000 | BLZP 5.08/07/90 SN BK BX | C.210 |
| 1948300000 | BLZP 5.08/08/90 SN BK BX | C.210 |
| 1948310000 | BLZP 5.08/09/90 SN BK BX | C.210 |
| 1948320000 | BLZP 5.08/10/90 SN BK BX | C.210 |
| 1948330000 | BLZP 5.08/11/90 SN BK BX | C.210 |
| 1948340000 | BLZP 5.08/12/90 SN BK BX | C.210 |
| 1948350000 | BLZP 5.08/13/90 SN BK BX | C.210 |
| 1948360000 | BLZP 5.08/14/90 SN BK BX | C.210 |
| 1948370000 | BLZP 5.08/15/90 SN BK BX | C.210 |
| 1948380000 | BLZP 5.08/16/90 SN BK BX | C.210 |
| 1948390000 | BLZP 5.08/17/90 SN BK BX | C.210 |
| 1948400000 | BLZP 5.08/18/90 SN BK BX | C.210 |
| 1948410000 | BLZP 5.08/19/90 SN BK BX | C.210 |
| 1948420000 | BLZP 5.08/20/90 SN BK BX | C.210 |
| 1948430000 | BLZP 5.08/21/90 SN BK BX | C.210 |
| 1948440000 | BLZP 5.08/22/90 SN BK BX | C.210 |
| 1948450000 | BLZP 5.08/23/90 SN BK BX | C.210 |
| 1948460000 | BLZP 5.08/24/90 SN BK BX | C.210 |
| 1948790000 | BLZP 5.08/02/270 SN OR BX | C.212 |
| 1948800000 | BLZP 5.08/03/270 SN OR BX | C.212 |
| 1948810000 | BLZP 5.08/04/270 SN OR BX | C.212 |
| 1948820000 | BLZP 5.08/05/270 SN OR BX | C.212 |
| 1948830000 | BLZP 5.08/06/270 SN OR BX | C.212 |
| 1948840000 | BLZP 5.08/07/270 SN OR BX | C.212 |
| 1948850000 | BLZP 5.08/08/270 SN OR BX | C.212 |
| 1948860000 | BLZP 5.08/09/270 SN OR BX | C.212 |
| 1948870000 | BLZP 5.08/10/270 SN OR BX | C.212 |
| 1948880000 | BLZP 5.08/11/270 SN OR BX | C.212 |
| 1948890000 | BLZP 5.08/12/270 SN OR BX | C.212 |
| 1948900000 | BLZP 5.08/13/270 SN OR BX | C.212 |
| 1948910000 | BLZP 5.08/14/270 SN OR BX | C.212 |
| 1948920000 | BLZP 5.08/15/270 SN OR BX | C.212 |
| 1948930000 | BLZP 5.08/16/270 SN OR BX | C.212 |
| 1948940000 | BLZP 5.08/17/270 SN OR BX | C.212 |
| 1948950000 | BLZP 5.08/18/270 SN OR BX | C.212 |
| 1948960000 | BLZP 5.08/19/270 SN OR BX | C.212 |
| 1948970000 | BLZP 5.08/20/270 SN OR BX | C.212 |
| 1948980000 | BLZP 5.08/21/270 SN OR BX | C.212 |
| 1948990000 | BLZP 5.08/22/270 SN OR BX | C.212 |
| 1949000000 | BLZP 5.08/23/270 SN OR BX | C.212 |
| 1949010000 | BLZP 5.08/24/270 SN OR BX | C.212 |
| 1949020000 | BLZP 5.08/02/270 SN BK BX | C.212 |
| 1949030000 | BLZP 5.08/03/270 SN BK BX | C.212 |
| 1949040000 | BLZP 5.08/04/270 SN BK BX | C.212 |
| 1949050000 | BLZP 5.08/05/270 SN BK BX | C.212 |
| 1949060000 | BLZP 5.08/06/270 SN BK BX | C.212 |
| 1949070000 | BLZP 5.08/07/270 SN BK BX | C.212 |
| 1949080000 | BLZP 5.08/08/270 SN BK BX | C.212 |
| 1949090000 | BLZP 5.08/09/270 SN BK BX | C.212 |
| 1949100000 | BLZP 5.08/10/270 SN BK BX | C.212 |
| 1949110000 | BLZP 5.08/11/270 SN BK BX | C.212 |
| 1949120000 | BLZP 5.08/12/270 SN BK BX | C.212 |
| 1949130000 | BLZP 5.08/13/270 SN BK BX | C.212 |
| 1949140000 | BLZP 5.08/14/270 SN BK BX | C.212 |
| 1949150000 | BLZP 5.08/15/270 SN BK BX | C.212 |
| 1949160000 | BLZP 5.08/16/270 SN BK BX | C.212 |
| 1949170000 | BLZP 5.08/17/270 SN BK BX | C.212 |
| 1949180000 | BLZP 5.08/18/270 SN BK BX | C.212 |
| 1949190000 | BLZP 5.08/19/270 SN BK BX | C.212 |
| 1949200000 | BLZP 5.08/20/270 SN BK BX | C.212 |
| 1949210000 | BLZP 5.08/21/270 SN BK BX | C.212 |
| 1949220000 | BLZP 5.08/22/270 SN BK BX | C.212 |
| 1949230000 | BLZP 5.08/23/270 SN BK BX | C.212 |
| 1949240000 | BLZP 5.08/24/270 SN BK BX | C.212 |
| 1949800000 | BLZP 5.08/02/90F SN OR BX | C.211 |
| 1949810000 | BLZP 5.08/03/90F SN OR BX | C.211 |
| 1949820000 | BLZP 5.08/04/90F SN OR BX | C.211 |
| 1949830000 | BLZP 5.08/05/90F SN OR BX | C.211 |
| 1949840000 | BLZP 5.08/06/90F SN OR BX | C.211 |
| 1949850000 | BLZP 5.08/07/90F SN OR BX | C.211 |
| 1949860000 | BLZP 5.08/08/90F SN OR BX | C.211 |
| 1949870000 | BLZP 5.08/09/90F SN OR BX | C.211 |
| 1949880000 | BLZP 5.08/10/90F SN OR BX | C.211 |
| 1949890000 | BLZP 5.08/11/90F SN OR BX | C.211 |
| 1949900000 | BLZP 5.08/12/90F SN OR BX | C.211 |
| 1949910000 | BLZP 5.08/13/90F SN OR BX | C.211 |
| 1949920000 | BLZP 5.08/14/90F SN OR BX | C.211 |
| 1949930000 | BLZP 5.08/15/90F SN OR BX | C.211 |
| 1949940000 | BLZP 5.08/16/90F SN OR BX | C.211 |
| 1949950000 | BLZP 5.08/17/90F SN OR BX | C.211 |
| 1949960000 | BLZP 5.08/18/90F SN OR BX | C.211 |
| 1949970000 | BLZP 5.08/19/90F SN OR BX | C.211 |
| 1949980000 | BLZP 5.08/20/90F SN OR BX | C.211 |
| 1949990000 | BLZP 5.08/21/90F SN OR BX | C.211 |

## 1950000000

| Order No. | Type | Page |
|---|---|---|
| 1950010000 | BLZP 5.08/22/90F SN OR BX | C.211 |
| 1950020000 | BLZP 5.08/23/90F SN OR BX | C.211 |
| 1950030000 | BLZP 5.08/24/90F SN OR BX | C.211 |
| 1950040000 | BLZP 5.08/02/90F SN BK BX | C.211 |
| 1950050000 | BLZP 5.08/03/90F SN BK BX | C.211 |
| 1950060000 | BLZP 5.08/04/90F SN BK BX | C.211 |
| 1950070000 | BLZP 5.08/05/90F SN BK BX | C.211 |
| 1950080000 | BLZP 5.08/06/90F SN BK BX | C.211 |
| 1950090000 | BLZP 5.08/07/90F SN BK BX | C.211 |
| 1950100000 | BLZP 5.08/08/90F SN BK BX | C.211 |
| 1950110000 | BLZP 5.08/09/90F SN BK BX | C.211 |
| 1950120000 | BLZP 5.08/10/90F SN BK BX | C.211 |
| 1950130000 | BLZP 5.08/11/90F SN BK BX | C.211 |
| 1950140000 | BLZP 5.08/12/90F SN BK BX | C.211 |
| 1950150000 | BLZP 5.08/13/90F SN BK BX | C.211 |
| 1950160000 | BLZP 5.08/14/90F SN BK BX | C.211 |
| 1950170000 | BLZP 5.08/15/90F SN BK BX | C.211 |
| 1950180000 | BLZP 5.08/16/90F SN BK BX | C.211 |
| 1950190000 | BLZP 5.08/17/90F SN BK BX | C.211 |
| 1950200000 | BLZP 5.08/18/90F SN BK BX | C.211 |
| 1950210000 | BLZP 5.08/19/90F SN BK BX | C.211 |
| 1950220000 | BLZP 5.08/20/90F SN BK BX | C.211 |
| 1950230000 | BLZP 5.08/21/90F SN BK BX | C.211 |
| 1950240000 | BLZP 5.08/22/90F SN BK BX | C.211 |
| 1950250000 | BLZP 5.08/23/90F SN BK BX | C.211 |
| 1950260000 | BLZP 5.08/24/90F SN BK BX | C.211 |
| 1950310000 | BLZP 5.08/02/270F SN OR BX | C.213 |
| 1950320000 | BLZP 5.08/03/270F SN OR BX | C.213 |
| 1950330000 | BLZP 5.08/04/270F SN OR BX | C.213 |
| 1950340000 | BLZP 5.08/05/270F SN OR BX | C.213 |
| 1950350000 | BLZP 5.08/06/270F SN OR BX | C.213 |
| 1950360000 | BLZP 5.08/07/270F SN OR BX | C.213 |
| 1950370000 | BLZP 5.08/08/270F SN OR BX | C.213 |
| 1950380000 | BLZP 5.08/09/270F SN OR BX | C.213 |
| 1950390000 | BLZP 5.08/10/270F SN OR BX | C.213 |
| 1950400000 | BLZP 5.08/11/270F SN OR BX | C.213 |
| 1950410000 | BLZP 5.08/12/270F SN OR BX | C.213 |
| 1950420000 | BLZP 5.08/13/270F SN OR BX | C.213 |
| 1950430000 | BLZP 5.08/14/270F SN OR BX | C.213 |
| 1950440000 | BLZP 5.08/15/270F SN OR BX | C.213 |
| 1950450000 | BLZP 5.08/16/270F SN OR BX | C.213 |
| 1950460000 | BLZP 5.08/17/270F SN OR BX | C.213 |
| 1950470000 | BLZP 5.08/18/270F SN OR BX | C.213 |
| 1950480000 | BLZP 5.08/19/270F SN OR BX | C.213 |
| 1950490000 | BLZP 5.08/20/270F SN OR BX | C.213 |
| 1950500000 | BLZP 5.08/21/270F SN OR BX | C.213 |
| 1950510000 | BLZP 5.08/22/270F SN OR BX | C.213 |
| 1950520000 | BLZP 5.08/23/270F SN OR BX | C.213 |
| 1950540000 | BLZP 5.08/24/270F SN OR BX | C.213 |
| 1950550000 | BLZP 5.08/02/270F SN BK BX | C.213 |
| 1950560000 | BLZP 5.08/03/270F SN BK BX | C.213 |
| 1950570000 | BLZP 5.08/04/270F SN BK BX | C.213 |
| 1950580000 | BLZP 5.08/05/270F SN BK BX | C.213 |
| 1950620000 | BLZP 5.08/06/270F SN BK BX | C.213 |
| 1950630000 | BLZP 5.08/07/270F SN BK BX | C.213 |
| 1950640000 | BLZP 5.08/08/270F SN BK BX | C.213 |
| 1950650000 | BLZP 5.08/09/270F SN BK BX | C.213 |
| 1950660000 | BLZP 5.08/10/270F SN BK BX | C.213 |
| 1950670000 | BLZP 5.08/11/270F SN BK BX | C.213 |
| 1950690000 | BLZP 5.08/12/270F SN BK BX | C.213 |
| 1950700000 | BLZP 5.08/13/270F SN BK BX | C.213 |
| 1950710000 | BLZP 5.08/14/270F SN BK BX | C.213 |
| 1950720000 | BLZP 5.08/15/270F SN BK BX | C.213 |
| 1950730000 | BLZP 5.08/16/270F SN BK BX | C.213 |
| 1950740000 | BLZP 5.08/17/270F SN BK BX | C.213 |
| 1950750000 | BLZP 5.08/18/270F SN BK BX | C.213 |
| 1950760000 | BLZP 5.08/19/270F SN BK BX | C.213 |
| 1950770000 | BLZP 5.08/20/270F SN BK BX | C.213 |
| 1950780000 | BLZP 5.08/21/270F SN BK BX | C.213 |
| 1950790000 | BLZP 5.08/22/270F SN BK BX | C.213 |
| 1950800000 | BLZP 5.08/23/270F SN BK BX | C.213 |
| 1950810000 | BLZP 5.08/24/270F SN BK BX | C.213 |
| 1950880000 | SVZ 7.62HP/02/180FC SN BK BX | F.62 |
| 1950890000 | SVZ 7.62HP/03/180FC SN BK BX | F.62 |
| 1950900000 | SVZ 7.62HP/04/180FC SN BK BX | F.62 |
| 1950910000 | SVZ 7.62HP/05/180FC SN BK BX | F.62 |
| 1950920000 | SVZ 7.62HP/06/180FC SN BK BX | F.62 |
| 1950930000 | SVZ 7.62HP/07/180FC SN BK BX | F.62 |
| 1950990000 | SVZ 7.62HP/02/180SFC SN BK BX | F.63 |
| 1951000000 | SVZ 7.62HP/03/180SFC SN BK BX | F.63 |
| 1951010000 | SVZ 7.62HP/04/180SFC SN BK BX | F.63 |
| 1951020000 | SVZ 7.62HP/05/180SFC SN BK BX | F.63 |
| 1951030000 | SVZ 7.62HP/06/180SFC SN BK BX | F.63 |
| 1951050000 | SVZ 7.62HP/07/180SFC SN BK BX | F.63 |
| 1951110000 | SVZ 7.62HP/03/180SH150C SN BK BX | F.68 |
| 1951120000 | SVZ 7.62HP/04/180SH150C SN BK BX | F.68 |
| 1951130000 | SVZ 7.62HP/05/180SH150C SN BK BX | F.68 |
| 1951140000 | SVZ 7.62HP/06/180SH150C SN BK BX | F.68 |
| 1951150000 | SVZ 7.62HP/03/180SH180C SN BK BX | F.69 |
| 1951160000 | SVZ 7.62HP/04/180SH180C SN BK BX | F.69 |
| 1951170000 | SVZ 7.62HP/05/180SH180C SN BK BX | F.69 |
| 1951180000 | SVZ 7.62HP/06/180SH180C SN BK BX | F.69 |
| 1951190000 | SVZ 7.62HP/03/180SH210C SN BK BX | F.69 |
| 1951200000 | SVZ 7.62HP/04/180SH210C SN BK BX | F.69 |
| 1951210000 | SVZ 7.62HP/05/180SH210C SN BK BX | F.69 |
| 1951220000 | SVZ 7.62HP/06/180SH210C SN BK BX | F.69 |
| 1952570000 | LMZF 7/2/135 3.5OR | B.94 |
| 1952580000 | LMZF 7/3/135 3.5OR | B.94 |
| 1952590000 | LMZF 7/4/135 3.5OR | B.94 |
| 1952600000 | LMZF 7/5/135 3.5OR | B.94 |
| 1952610000 | LMZF 7/6/135 3.5OR | B.94 |
| 1952620000 | LMZF 7/7/135 3.5OR | B.94 |
| 1952630000 | LMZF 7/8/135 3.5OR | B.94 |
| 1952640000 | LMZF 7/9/135 3.5OR | B.94 |
| 1952650000 | LMZF 7/10/135 3.5OR | B.94 |
| 1952660000 | LMZF 7/11/135 3.5OR | B.94 |
| 1952670000 | LMZF 7/12/135 3.5OR | B.94 |
| 1953010000 | LMZFL 7/2/135 3.5OR | B.95 |
| 1953020000 | LMZFL 7/3/135 3.5OR | B.95 |
| 1953030000 | LMZFL 7/4/135 3.5OR | B.95 |
| 1953040000 | LMZFL 7/5/135 3.5OR | B.95 |
| 1953050000 | LMZFL 7/6/135 3.5OR | B.95 |
| 1953060000 | LMZFL 7/7/135 3.5OR | B.95 |
| 1953070000 | LMZFL 7/8/135 3.5OR | B.95 |
| 1953080000 | LMZFL 7/9/135 3.5OR | B.95 |
| 1953090000 | LMZFL 7/10/135 3.5OR | B.95 |
| 1953100000 | LMZFL 7/11/135 3.5OR | B.95 |
| 1953110000 | LMZFL 7/12/135 3.5OR | B.95 |
| 1953470000 | LMZF 10/2/135 3.5OR | B.96 |
| 1953480000 | LMZF 10/3/135 3.5OR | B.96 |
| 1953490000 | LMZF 10/4/135 3.5OR | B.96 |
| 1953500000 | LMZF 10/5/135 3.5OR | B.96 |
| 1953510000 | LMZF 10/6/135 3.5OR | B.96 |
| 1953520000 | LMZF 10/7/135 3.5OR | B.96 |
| 1953530000 | LMZF 10/8/135 3.5OR | B.96 |
| 1953540000 | LMZF 10/9/135 3.5OR | B.96 |
| 1953550000 | LMZF 10/10/135 3.5OR | B.96 |
| 1953560000 | LMZF 10/11/135 3.5OR | B.96 |
| 1953570000 | LMZF 10/12/135 3.5OR | B.96 |
| 1953930000 | LMZFL 10/2/135 3.5OR | B.97 |
| 1953940000 | LMZFL 10/3/135 3.5OR | B.97 |
| 1953950000 | LMZFL 10/4/135 3.5OR | B.97 |
| 1953960000 | LMZFL 10/5/135 3.5OR | B.97 |
| 1953970000 | LMZFL 10/6/135 3.5OR | B.97 |
| 1953980000 | LMZFL 10/7/135 3.5OR | B.97 |
| 1953990000 | LMZFL 10/8/135 3.5OR | B.97 |
| 1954000000 | LMZFL 10/9/135 3.5OR | B.97 |
| 1954010000 | LMZFL 10/10/135 3.5OR | B.97 |





«ЭЛЕКТРО-ПРОФИ» - http://www.ep.ru

| Order No. | Type | Page |
|---|---|---|
| 1954020000 | LMZFL 10/11/135 3.5OR | B.97 |
| 1954030000 | LMZFL 10/12/135 3.5OR | B.97 |
| 1954260000 | BLZP 5.00/24/180 SN OR BX | C.152 |
| 1954270000 | BLZP 5.00/23/180 SN OR BX | C.152 |
| 1954280000 | BLZP 5.00/22/180 SN OR BX | C.152 |
| 1954290000 | BLZP 5.00/21/180 SN OR BX | C.152 |
| 1954300000 | BLZP 5.00/20/180 SN OR BX | C.152 |
| 1954310000 | BLZP 5.00/19/180 SN OR BX | C.152 |
| 1954320000 | BLZP 5.00/18/180 SN OR BX | C.152 |
| 1954330000 | BLZP 5.00/17/180 SN OR BX | C.152 |
| 1954350000 | BLZP 5.00/16/180 SN OR BX | C.152 |
| 1954360000 | BLZP 5.00/15/180 SN OR BX | C.152 |
| 1954370000 | BLZP 5.00/14/180 SN OR BX | C.152 |
| 1954380000 | BLZP 5.00/13/180 SN OR BX | C.152 |
| 1954390000 | BLZP 5.00/12/180 SN OR BX | C.152 |
| 1954400000 | BLZP 5.00/11/180 SN OR BX | C.152 |
| 1954410000 | BLZP 5.00/10/180 SN OR BX | C.152 |
| 1954420000 | BLZP 5.00/09/180 SN OR BX | C.152 |
| 1954430000 | BLZP 5.00/08/180 SN OR BX | C.152 |
| 1954440000 | BLZP 5.00/07/180 SN OR BX | C.152 |
| 1954450000 | BLZP 5.00/06/180 SN OR BX | C.152 |
| 1954460000 | BLZP 5.00/05/180 SN OR BX | C.152 |
| 1954470000 | BLZP 5.00/04/180 SN OR BX | C.152 |
| 1954480000 | BLZP 5.00/03/180 SN OR BX | C.152 |
| 1954490000 | BLZP 5.00/02/180 SN OR BX | C.152 |
| 1955350000 | BLZP 5.00/24/180 SN BK BX | C.152 |
| 1955360000 | BLZP 5.00/23/180 SN BK BX | C.152 |
| 1955370000 | BLZP 5.00/22/180 SN BK BX | C.152 |
| 1955380000 | BLZP 5.00/21/180 SN BK BX | C.152 |
| 1955390000 | BLZP 5.00/20/180 SN BK BX | C.152 |
| 1955400000 | BLZP 5.00/19/180 SN BK BX | C.152 |
| 1955410000 | BLZP 5.00/18/180 SN BK BX | C.152 |
| 1955420000 | BLZP 5.00/17/180 SN BK BX | C.152 |
| 1955430000 | BLZP 5.00/16/180 SN BK BX | C.152 |
| 1955440000 | BLZP 5.00/15/180 SN BK BX | C.152 |
| 1955450000 | BLZP 5.00/14/180 SN BK BX | C.152 |
| 1955460000 | BLZP 5.00/13/180 SN BK BX | C.152 |
| 1955470000 | BLZP 5.00/12/180 SN BK BX | C.152 |
| 1955480000 | BLZP 5.00/11/180 SN BK BX | C.152 |
| 1955490000 | BLZP 5.00/10/180 SN BK BX | C.152 |
| 1955500000 | BLZP 5.00/09/180 SN BK BX | C.152 |
| 1955510000 | BLZP 5.00/08/180 SN BK BX | C.152 |
| 1955520000 | BLZP 5.00/07/180 SN BK BX | C.152 |
| 1955530000 | BLZP 5.00/06/180 SN BK BX | C.152 |
| 1955540000 | BLZP 5.00/05/180 SN BK BX | C.152 |
| 1955550000 | BLZP 5.00/04/180 SN BK BX | C.152 |
| 1955560000 | BLZP 5.00/03/180 SN BK BX | C.152 |
| 1955570000 | BLZP 5.00/02/180 SN BK BX | C.152 |
| 1955580000 | BLZP 5.00/24/180F SN OR BX | C.153 |
| 1955590000 | BLZP 5.00/23/180F SN OR BX | C.153 |
| 1955600000 | BLZP 5.00/22/180F SN OR BX | C.153 |
| 1955610000 | BLZP 5.00/21/180F SN OR BX | C.153 |
| 1955620000 | BLZP 5.00/20/180F SN OR BX | C.153 |
| 1955630000 | BLZP 5.00/19/180F SN OR BX | C.153 |
| 1955640000 | BLZP 5.00/18/180F SN OR BX | C.153 |
| 1955650000 | BLZP 5.00/17/180F SN OR BX | C.153 |
| 1955660000 | BLZP 5.00/16/180F SN OR BX | C.153 |
| 1955670000 | BLZP 5.00/15/180F SN OR BX | C.153 |
| 1955680000 | BLZP 5.00/14/180F SN OR BX | C.153 |
| 1955690000 | BLZP 5.00/13/180F SN OR BX | C.153 |
| 1955700000 | BLZP 5.00/12/180F SN OR BX | C.153 |
| 1955710000 | BLZP 5.00/11/180F SN OR BX | C.153 |
| 1955720000 | BLZP 5.00/10/180F SN OR BX | C.153 |
| 1955730000 | BLZP 5.00/09/180F SN OR BX | C.153 |
| 1955740000 | BLZP 5.00/08/180F SN OR BX | C.153 |
| 1955750000 | BLZP 5.00/07/180F SN OR BX | C.153 |
| 1955760000 | BLZP 5.00/06/180F SN OR BX | C.153 |
| 1955770000 | BLZP 5.00/05/180F SN OR BX | C.153 |
| 1955780000 | BLZP 5.00/04/180F SN OR BX | C.153 |
| 1955790000 | BLZP 5.00/03/180F SN OR BX | C.153 |
| 1955800000 | BLZP 5.00/02/180F SN OR BX | C.153 |
| 1955810000 | BLZP 5.00/24/180F SN BK BX | C.153 |
| 1955820000 | BLZP 5.00/23/180F SN BK BX | C.153 |
| 1955830000 | BLZP 5.00/22/180F SN BK BX | C.153 |
| 1955840000 | BLZP 5.00/21/180F SN BK BX | C.153 |
| 1955850000 | BLZP 5.00/20/180F SN BK BX | C.153 |
| 1955860000 | BLZP 5.00/19/180F SN BK BX | C.153 |
| 1955870000 | BLZP 5.00/18/180F SN BK BX | C.153 |
| 1955880000 | BLZP 5.00/17/180F SN BK BX | C.153 |
| 1955890000 | BLZP 5.00/16/180F SN BK BX | C.153 |
| 1955900000 | BLZP 5.00/15/180F SN BK BX | C.153 |
| 1955910000 | BLZP 5.00/14/180F SN BK BX | C.153 |
| 1955920000 | BLZP 5.00/13/180F SN BK BX | C.153 |
| 1955930000 | BLZP 5.00/12/180F SN BK BX | C.153 |
| 1955940000 | BLZP 5.00/11/180F SN BK BX | C.153 |
| 1955950000 | BLZP 5.00/10/180F SN BK BX | C.153 |
| 1955960000 | BLZP 5.00/09/180F SN BK BX | C.153 |
| 1955970000 | BLZP 5.00/08/180F SN BK BX | C.153 |
| 1955980000 | BLZP 5.00/07/180F SN BK BX | C.153 |
| 1955990000 | BLZP 5.00/06/180F SN BK BX | C.153 |
| 1956000000 | BLZP 5.00/05/180F SN BK BX | C.153 |
| 1956010000 | BLZP 5.00/04/180F SN BK BX | C.153 |
| 1956020000 | BLZP 5.00/03/180F SN BK BX | C.153 |
| 1956030000 | BLZP 5.00/02/180F SN BK BX | C.153 |
| 1956150000 | BLZP 5.00/24/180LR SN OR BX | C.153 |
| 1956160000 | BLZP 5.00/23/180LR SN OR BX | C.153 |
| 1956170000 | BLZP 5.00/22/180LR SN OR BX | C.153 |
| 1956180000 | BLZP 5.00/21/180LR SN OR BX | C.153 |
| 1956190000 | BLZP 5.00/20/180LR SN OR BX | C.153 |
| 1956200000 | BLZP 5.00/19/180LR SN OR BX | C.153 |
| 1956210000 | BLZP 5.00/18/180LR SN OR BX | C.153 |
| 1956220000 | BLZP 5.00/17/180LR SN OR BX | C.153 |
| 1956230000 | BLZP 5.00/16/180LR SN OR BX | C.153 |
| 1956240000 | BLZP 5.00/15/180LR SN OR BX | C.153 |
| 1956250000 | BLZP 5.00/14/180LR SN OR BX | C.153 |
| 1956260000 | BLZP 5.00/13/180LR SN OR BX | C.153 |
| 1956270000 | BLZP 5.00/12/180LR SN OR BX | C.153 |
| 1956280000 | BLZP 5.00/11/180LR SN OR BX | C.153 |
| 1956290000 | BLZP 5.00/10/180LR SN OR BX | C.153 |
| 1956300000 | BLZP 5.00/09/180LR SN OR BX | C.153 |
| 1956310000 | BLZP 5.00/08/180LR SN OR BX | C.153 |
| 1956320000 | BLZP 5.00/07/180LR SN OR BX | C.153 |
| 1956330000 | BLZP 5.00/06/180LR SN OR BX | C.153 |
| 1956340000 | BLZP 5.00/05/180LR SN OR BX | C.153 |
| 1956350000 | BLZP 5.00/04/180LR SN OR BX | C.153 |
| 1956360000 | BLZP 5.00/03/180LR SN OR BX | C.153 |
| 1956370000 | BLZP 5.00/02/180LR SN OR BX | C.153 |
| 1956380000 | BLZP 5.00/24/180LR SN BK BX | C.153 |
| 1956390000 | BLZP 5.00/23/180LR SN BK BX | C.153 |
| 1956400000 | BLZP 5.00/22/180LR SN BK BX | C.153 |
| 1956410000 | BLZP 5.00/21/180LR SN BK BX | C.153 |
| 1956420000 | BLZP 5.00/20/180LR SN BK BX | C.153 |
| 1956430000 | BLZP 5.00/19/180LR SN BK BX | C.153 |
| 1956440000 | BLZP 5.00/18/180LR SN BK BX | C.153 |
| 1956450000 | BLZP 5.00/17/180LR SN BK BX | C.153 |
| 1956460000 | BLZP 5.00/16/180LR SN BK BX | C.153 |
| 1956470000 | BLZP 5.00/15/180LR SN BK BX | C.153 |
| 1956480000 | BLZP 5.00/14/180LR SN BK BX | C.153 |
| 1956490000 | BLZP 5.00/13/180LR SN BK BX | C.153 |
| 1956500000 | BLZP 5.00/12/180LR SN BK BX | C.153 |
| 1956510000 | BLZP 5.00/11/180LR SN BK BX | C.153 |
| 1956520000 | BLZP 5.00/10/180LR SN BK BX | C.153 |
| 1956530000 | BLZP 5.00/09/180LR SN BK BX | C.153 |
| 1956540000 | BLZP 5.00/08/180LR SN BK BX | C.153 |
| 1956550000 | BLZP 5.00/07/180LR SN BK BX | C.153 |
| 1956560000 | BLZP 5.00/06/180LR SN BK BX | C.153 |
| 1956570000 | BLZP 5.00/05/180LR SN BK BX | C.153 |
| 1956580000 | BLZP 5.00/04/180LR SN BK BX | C.153 |
| 1956590000 | BLZP 5.00/03/180LR SN BK BX | C.153 |
| 1956600000 | BLZP 5.00/02/180LR SN BK BX | C.153 |
| 1957780000 | BLZP 5.00/24/90 SN OR BX | C.154 |
| 1957800000 | BLZP 5.00/23/90 SN OR BX | C.154 |
| 1957820000 | BLZP 5.00/22/90 SN OR BX | C.154 |
| 1957830000 | BLZP 5.00/21/90 SN OR BX | C.154 |
| 1957850000 | BLZP 5.00/20/90 SN OR BX | C.154 |
| 1957880000 | BLZP 5.00/19/90 SN OR BX | C.154 |
| 1957900000 | BLZP 5.00/18/90 SN OR BX | C.154 |
| 1957910000 | BLZP 5.00/17/90 SN OR BX | C.154 |
| 1957960000 | BLZP 5.00/16/90 SN OR BX | C.154 |
| 1958040000 | BLZP 5.00/15/90 SN OR BX | C.154 |
| 1958060000 | BLZP 5.00/14/90 SN OR BX | C.154 |
| 1958090000 | BLZP 5.00/13/90 SN OR BX | C.154 |
| 1958120000 | BLZP 5.00/12/90 SN OR BX | C.154 |
| 1958130000 | BLZP 5.00/11/90 SN OR BX | C.154 |
| 1958160000 | BLZP 5.00/10/90 SN OR BX | C.154 |
| 1958190000 | BLZP 5.00/09/90 SN OR BX | C.154 |
| 1958230000 | BLZP 5.00/08/90 SN OR BX | C.154 |
| 1958250000 | BLZP 5.00/07/90 SN OR BX | C.154 |
| 1958260000 | BLZP 5.00/06/90 SN OR BX | C.154 |
| 1958270000 | BLZP 5.00/05/90 SN OR BX | C.154 |
| 1958280000 | BLZP 5.00/04/90 SN OR BX | C.154 |
| 1958290000 | BLZP 5.00/03/90 SN OR BX | C.154 |
| 1958300000 | BLZP 5.00/02/90 SN OR BX | C.154 |
| 1958310000 | BLZP 5.00/24/90 SN BK BX | C.154 |
| 1958320000 | LMZFL 5/13/135 3.5OR | B.93 |
| 1958330000 | LMZFL 5/14/135 3.5OR | B.93 |
| 1958340000 | BLZP 5.00/23/90 SN BK BX | C.154 |
| 1958350000 | LMZFL 5/15/135 3.5OR | B.93 |
| 1958360000 | BLZP 5.00/22/90 SN BK BX | C.154 |
| 1958370000 | LMZFL 5/16/135 3.5OR | B.93 |
| 1958380000 | BLZP 5.00/21/90 SN BK BX | C.154 |
| 1958390000 | LMZFL 5/17/135 3.5OR | B.93 |
| 1958400000 | BLZP 5.00/20/90 SN BK BX | C.154 |
| 1958410000 | LMZFL 5/18/135 3.5OR | B.93 |
| 1958420000 | BLZP 5.00/19/90 SN BK BX | C.154 |
| 1958430000 | BLZP 5.00/18/90 SN BK BX | C.154 |
| 1958440000 | LMZFL 5/19/135 3.5OR | B.93 |
| 1958450000 | LMZFL 5/20/135 3.5OR | B.93 |
| 1958460000 | BLZP 5.00/17/90 SN BK BX | C.154 |
| 1958470000 | LMZFL 5/21/135 3.5OR | B.93 |
| 1958480000 | BLZP 5.00/16/90 SN BK BX | C.154 |
| 1958490000 | LMZFL 5/22/135 3.5OR | B.93 |
| 1958500000 | LMZFL 5/23/135 3.5OR | B.93 |
| 1958510000 | LMZFL 5/24/135 3.5OR | B.93 |
| 1958520000 | BLZP 5.00/15/90 SN BK BX | C.154 |
| 1958530000 | BLZP 5.00/14/90 SN BK BX | C.154 |
| 1958540000 | BLZP 5.00/13/90 SN BK BX | C.154 |
| 1958550000 | BLZP 5.00/12/90 SN BK BX | C.154 |
| 1958560000 | BLZP 5.00/11/90 SN BK BX | C.154 |
| 1958570000 | BLZP 5.00/10/90 SN BK BX | C.154 |
| 1958580000 | BLZP 5.00/09/90 SN BK BX | C.154 |
| 1958590000 | BLZP 5.00/08/90 SN BK BX | C.154 |
| 1958600000 | BLZP 5.00/07/90 SN BK BX | C.154 |
| 1958610000 | BLZP 5.00/06/90 SN BK BX | C.154 |
| 1958620000 | BLZP 5.00/05/90 SN BK BX | C.154 |
| 1958630000 | BLZP 5.00/04/90 SN BK BX | C.154 |
| 1958640000 | BLZP 5.00/03/90 SN BK BX | C.154 |
| 1958650000 | BLZP 5.00/02/90 SN BK BX | C.154 |
| 1958660000 | BLZP 5.00/24/270 SN OR BX | C.156 |
| 1958670000 | BLZP 5.00/23/270 SN OR BX | C.156 |
| 1958680000 | BLZP 5.00/22/270 SN OR BX | C.156 |
| 1958690000 | BLZP 5.00/21/270 SN OR BX | C.156 |
| 1958700000 | BLZP 5.00/20/270 SN OR BX | C.156 |
| 1958710000 | BLZP 5.00/19/270 SN OR BX | C.156 |
| 1958720000 | BLZP 5.00/18/270 SN OR BX | C.156 |
| 1958730000 | BLZP 5.00/17/270 SN OR BX | C.156 |
| 1958740000 | BLZP 5.00/16/270 SN OR BX | C.156 |
| 1958750000 | BLZP 5.00/15/270 SN OR BX | C.156 |
| 1958760000 | BLZP 5.00/14/270 SN OR BX | C.156 |
| 1958770000 | BLZP 5.00/13/270 SN OR BX | C.156 |
| 1958780000 | BLZP 5.00/11/270 SN OR BX | C.156 |
| 1958790000 | BLZP 5.00/10/270 SN OR BX | C.156 |
| 1958800000 | BLZP 5.00/09/270 SN OR BX | C.156 |
| 1958810000 | BLZP 5.00/08/270 SN OR BX | C.156 |
| 1958820000 | BLZP 5.00/07/270 SN OR BX | C.156 |
| 1958830000 | BLZP 5.00/06/270 SN OR BX | C.156 |
| 1958840000 | BLZP 5.00/05/270 SN OR BX | C.156 |
| 1958850000 | BLZP 5.00/04/270 SN OR BX | C.156 |
| 1958860000 | BLZP 5.00/03/270 SN OR BX | C.156 |
| 1958870000 | BLZP 5.00/02/270 SN OR BX | C.156 |
| 1958880000 | BLZP 5.00/24/270 SN BK BX | C.156 |
| 1958890000 | BLZP 5.00/23/270 SN BK BX | C.156 |
| 1958900000 | BLZP 5.00/22/270 SN BK BX | C.156 |
| 1958910000 | BLZP 5.00/21/270 SN BK BX | C.156 |
| 1958920000 | BLZP 5.00/20/270 SN BK BX | C.156 |
| 1958930000 | BLZP 5.00/19/270 SN BK BX | C.156 |
| 1958940000 | BLZP 5.00/18/270 SN BK BX | C.156 |
| 1958950000 | BLZP 5.00/17/270 SN BK BX | C.156 |
| 1958960000 | BLZP 5.00/16/270 SN BK BX | C.156 |
| 1958970000 | BLZP 5.00/15/270 SN BK BX | C.156 |
| 1958980000 | BLZP 5.00/14/270 SN BK BX | C.156 |
| 1958990000 | BLZP 5.00/13/270 SN BK BX | C.156 |
| 1959000000 | BLZP 5.00/12/270 SN BK BX | C.156 |
| 1959010000 | BLZP 5.00/11/270 SN BK BX | C.156 |
| 1959020000 | BLZP 5.00/10/270 SN BK BX | C.156 |
| 1959030000 | BLZP 5.00/09/270 SN BK BX | C.156 |
| 1959040000 | BLZP 5.00/08/270 SN BK BX | C.156 |
| 1959050000 | BLZP 5.00/07/270 SN BK BX | C.156 |
| 1959060000 | BLZP 5.00/06/270 SN BK BX | C.156 |
| 1959070000 | BLZP 5.00/05/270 SN BK BX | C.156 |
| 1959080000 | BLZP 5.00/04/270 SN BK BX | C.156 |
| 1959090000 | BLZP 5.00/03/270 SN BK BX | C.156 |
| 1959100000 | BLZP 5.00/02/270 SN BK BX | C.156 |
| 1959150000 | BLZP 5.00/12/270 SN OR BX | C.156 |
| 1959170000 | BLZP 5.00/24/270F SN OR BX | C.157 |
| 1959180000 | BLZP 5.00/23/270F SN OR BX | C.157 |
| 1959190000 | BLZP 5.00/22/270F SN OR BX | C.157 |
| 1959200000 | BLZP 5.00/24/90F SN OR BX | C.155 |
| 1959210000 | BLZP 5.00/21/270F SN OR BX | C.157 |
| 1959220000 | BLZP 5.00/23/90F SN OR BX | C.155 |
| 1959230000 | BLZP 5.00/20/270F SN OR BX | C.157 |
| 1959240000 | BLZP 5.00/22/90F SN OR BX | C.155 |
| 1959250000 | BLZP 5.00/21/90F SN OR BX | C.155 |
| 1959260000 | BLZP 5.00/19/270F SN OR BX | C.157 |
| 1959270000 | BLZP 5.00/20/90F SN OR BX | C.155 |
| 1959280000 | BLZP 5.00/18/270F SN OR BX | C.157 |
| 1959290000 | BLZP 5.00/19/90F SN OR BX | C.155 |
| 1959300000 | BLZP 5.00/18/90F SN OR BX | C.155 |
| 1959310000 | BLZP 5.00/17/270F SN OR BX | C.157 |
| 1959320000 | BLZP 5.00/17/90F SN OR BX | C.155 |
| 1959330000 | BLZP 5.00/16/90F SN OR BX | C.155 |
| 1959340000 | BLZP 5.00/15/90F SN OR BX | C.155 |
| 1959350000 | BLZP 5.00/14/90F SN OR BX | C.155 |
| 1959360000 | BLZP 5.00/13/90F SN OR BX | C.155 |
| 1959370000 | BLZP 5.00/12/90F SN OR BX | C.155 |
| 1959380000 | BLZP 5.00/16/270F SN OR BX | C.157 |
| 1959390000 | BLZP 5.00/11/90F SN OR BX | C.155 |
| 1959400000 | BLZP 5.00/15/270F SN OR BX | C.157 |
| 1959410000 | BLZP 5.00/14/270F SN OR BX | C.157 |
| 1959420000 | BLZP 5.00/13/270F SN OR BX | C.157 |
| 1959430000 | BLZP 5.00/10/90F SN OR BX | C.155 |
| 1959440000 | BLZP 5.00/09/90F SN OR BX | C.155 |
| 1959450000 | BLZP 5.00/12/270F SN OR BX | C.157 |
| 1959460000 | BLZP 5.00/08/90F SN OR BX | C.155 |
| 1959470000 | BLZP 5.00/07/90F SN OR BX | C.155 |
| 1959480000 | BLZP 5.00/06/90F SN OR BX | C.155 |
| 1959490000 | BLZP 5.00/05/90F SN OR BX | C.155 |
| 1959500000 | BLZP 5.00/04/90F SN OR BX | C.155 |
| 1959510000 | BLZP 5.00/03/90F SN OR BX | C.155 |
| 1959520000 | BLZP 5.00/02/90F SN OR BX | C.155 |
| 1959530000 | BLZP 5.00/24/90F SN BK BX | C.155 |
| 1959540000 | BLZP 5.00/23/90F SN BK BX | C.155 |
| 1959550000 | BLZP 5.00/22/90F SN BK BX | C.155 |
| 1959560000 | BLZP 5.00/21/90F SN BK BX | C.155 |
| 1959570000 | BLZP 5.00/20/90F SN BK BX | C.155 |
| 1959580000 | BLZP 5.00/19/90F SN BK BX | C.155 |
| 1959590000 | BLZP 5.00/18/90F SN BK BX | C.155 |
| 1959600000 | BLZP 5.00/17/90F SN BK BX | C.155 |
| 1959610000 | BLZP 5.00/16/90F SN BK BX | C.155 |
| 1959620000 | BLZP 5.00/15/90F SN BK BX | C.155 |
| 1959630000 | BLZP 5.00/14/90F SN BK BX | C.155 |
| 1959640000 | BLZP 5.00/13/90F SN BK BX | C.155 |
| 1959650000 | BLZP 5.00/12/90F SN BK BX | C.155 |
| 1959660000 | BLZP 5.00/11/90F SN BK BX | C.155 |
| 1959670000 | BLZP 5.00/10/90F SN BK BX | C.155 |
| 1959680000 | BLZP 5.00/09/90F SN BK BX | C.155 |
| 1959690000 | BLZP 5.00/08/90F SN BK BX | C.155 |
| 1959700000 | BLZP 5.00/07/90F SN BK BX | C.155 |
| 1959710000 | BLZP 5.00/06/90F SN BK BX | C.155 |
| 1959720000 | BLZP 5.00/05/90F SN BK BX | C.155 |





«ЭЛЕКТРО-ПРОФИ» - http://www.ep.ru

| Order No. | Type | Page |
|---|---|---|
| 1959730000 | BLZP 5.00/04/90F SN BK BX | C.155 |
| 1959740000 | BLZP 5.00/03/90F SN BK BX | C.155 |
| 1959750000 | BLZP 5.00/02/90F SN BK BX | C.155 |

# 1960000000

| Order No. | Type | Page |
|---|---|---|
| 1960140000 | LMZF 5/13/135 3.5OR | B.92 |
| 1960150000 | LMZF 5/14/135 3.5OR | B.92 |
| 1960160000 | LMZF 5/15/135 3.5OR | B.92 |
| 1960170000 | LMZF 5/16/135 3.5OR | B.92 |
| 1960180000 | LMZF 5/17/135 3.5OR | B.92 |
| 1960190000 | LMZF 5/18/135 3.5OR | B.92 |
| 1960200000 | LMZF 5/19/135 3.5OR | B.92 |
| 1960210000 | LMZF 5/20/135 3.5OR | B.92 |
| 1960220000 | LMZF 5/21/135 3.5OR | B.92 |
| 1960230000 | LMZF 5/22/135 3.5OR | B.92 |
| 1960240000 | LMZF 5/23/135 3.5OR | B.92 |
| 1960250000 | LMZF 5/24/135 3.5OR | B.92 |
| 1960370000 | BLZP 5.00/11/270F SN OR BX | C.157 |
| 1960380000 | BLZP 5.00/10/270F SN OR BX | C.157 |
| 1960390000 | BLZP 5.00/09/270F SN OR BX | C.157 |
| 1960400000 | BLZP 5.00/08/270F SN OR BX | C.157 |
| 1960410000 | BLZP 5.00/07/270F SN OR BX | C.157 |
| 1960420000 | BLZP 5.00/06/270F SN OR BX | C.157 |
| 1960430000 | BLZP 5.00/05/270F SN OR BX | C.157 |
| 1960440000 | BLZP 5.00/04/270F SN OR BX | C.157 |
| 1960450000 | BLZP 5.00/03/270F SN OR BX | C.157 |
| 1960460000 | BLZP 5.00/02/270F SN OR BX | C.157 |
| 1960500000 | BLZP 5.00/24/270F SN BK BX | C.157 |
| 1960510000 | BLZP 5.00/23/270F SN BK BX | C.157 |
| 1960520000 | BLZP 5.00/22/270F SN BK BX | C.157 |
| 1960530000 | BLZP 5.00/21/270F SN BK BX | C.157 |
| 1960540000 | BLZP 5.00/20/270F SN BK BX | C.157 |
| 1960550000 | BLZP 5.00/19/270F SN BK BX | C.157 |
| 1960560000 | BLZP 5.00/18/270F SN BK BX | C.157 |
| 1960570000 | BLZP 5.00/17/270F SN BK BX | C.157 |
| 1960580000 | BLZP 5.00/16/270F SN BK BX | C.157 |
| 1960590000 | BLZP 5.00/15/270F SN BK BX | C.157 |
| 1960600000 | BLZP 5.00/14/270F SN BK BX | C.157 |
| 1960610000 | BLZP 5.00/13/270F SN BK BX | C.157 |
| 1960620000 | BLZP 5.00/12/270F SN BK BX | C.157 |
| 1960630000 | BLZP 5.00/11/270F SN BK BX | C.157 |
| 1960640000 | BLZP 5.00/10/270F SN BK BX | C.157 |
| 1960650000 | BLZP 5.00/09/270F SN BK BX | C.157 |
| 1960660000 | BLZP 5.00/08/270F SN BK BX | C.157 |
| 1960670000 | BLZP 5.00/07/270F SN BK BX | C.157 |
| 1960690000 | BLZP 5.00/06/270F SN BK BX | C.157 |
| 1960700000 | BLZP 5.00/05/270F SN BK BX | C.157 |
| 1960710000 | BLZP 5.00/04/270F SN BK BX | C.157 |
| 1960720000 | BLZP 5.00/03/270F SN BK BX | C.157 |
| 1960730000 | BLZP 5.00/02/270F SN BK BX | C.157 |
| 1960740000 | BLZP 5.00/24/270LR SN OR BX | C.157 |
| 1960750000 | BLZP 5.00/23/270LR SN OR BX | C.157 |
| 1960760000 | BLZP 5.00/22/270LR SN OR BX | C.157 |
| 1960770000 | BLZP 5.00/21/270LR SN OR BX | C.157 |
| 1960780000 | BLZP 5.00/20/270LR SN OR BX | C.157 |
| 1960790000 | BLZP 5.00/19/270LR SN OR BX | C.157 |
| 1960800000 | BLZP 5.00/18/270LR SN OR BX | C.157 |
| 1960810000 | BLZP 5.00/17/270LR SN OR BX | C.157 |
| 1960820000 | BLZP 5.00/16/270LR SN OR BX | C.157 |
| 1960830000 | BLZP 5.00/15/270LR SN OR BX | C.157 |
| 1960840000 | BLZP 5.00/14/270LR SN OR BX | C.157 |
| 1960850000 | BLZP 5.00/13/270LR SN OR BX | C.157 |
| 1960860000 | BLZP 5.00/12/270LR SN OR BX | C.157 |
| 1960870000 | BLZP 5.00/11/270LR SN OR BX | C.157 |
| 1960880000 | BLZP 5.00/10/270LR SN OR BX | C.157 |
| 1960890000 | BLZP 5.00/09/270LR SN OR BX | C.157 |
| 1960900000 | BLZP 5.00/08/270LR SN OR BX | C.157 |
| 1960910000 | BLZP 5.00/07/270LR SN OR BX | C.157 |
| 1960920000 | BLZP 5.00/06/270LR SN OR BX | C.157 |
| 1960930000 | BLZP 5.00/05/270LR SN OR BX | C.157 |
| 1960940000 | BLZP 5.00/04/270LR SN OR BX | C.157 |
| 1960950000 | BLZP 5.00/03/270LR SN OR BX | C.157 |
| 1960960000 | BLZP 5.00/02/270LR SN OR BX | C.157 |
| 1960970000 | BLZP 5.00/24/270LR SN BK BX | C.157 |
| 1960980000 | BLZP 5.00/23/270LR SN BK BX | C.157 |
| 1960990000 | BLZP 5.00/22/270LR SN BK BX | C.157 |
| 1961000000 | BLZP 5.00/21/270LR SN BK BX | C.157 |
| 1961010000 | BLZP 5.00/20/270LR SN BK BX | C.157 |
| 1961020000 | BLZP 5.00/19/270LR SN BK BX | C.157 |
| 1961030000 | BLZP 5.00/18/270LR SN BK BX | C.157 |
| 1961040000 | BLZP 5.00/17/270LR SN BK BX | C.157 |
| 1961050000 | BLZP 5.00/16/270LR SN BK BX | C.157 |
| 1961060000 | BLZP 5.00/15/270LR SN BK BX | C.157 |
| 1961070000 | BLZP 5.00/14/270LR SN BK BX | C.157 |
| 1961080000 | BLZP 5.00/13/270LR SN BK BX | C.157 |
| 1961090000 | BLZP 5.00/12/270LR SN BK BX | C.157 |
| 1961100000 | BLZP 5.00/11/270LR SN BK BX | C.157 |
| 1961110000 | BLZP 5.00/10/270LR SN BK BX | C.157 |
| 1961120000 | BLZP 5.00/09/270LR SN BK BX | C.157 |
| 1961130000 | BLZP 5.00/08/270LR SN BK BX | C.157 |
| 1961140000 | BLZP 5.00/07/270LR SN BK BX | C.157 |
| 1961150000 | BLZP 5.00/06/270LR SN BK BX | C.157 |
| 1961160000 | BLZP 5.00/05/270LR SN BK BX | C.157 |
| 1961170000 | BLZP 5.00/04/270LR SN BK BX | C.157 |
| 1961180000 | BLZP 5.00/03/270LR SN BK BX | C.157 |
| 1961190000 | BLZP 5.00/02/270LR SN BK BX | C.157 |
| 1961880000 | AP 90 OR | I.55 |
| 1961890000 | AP 90 GR | I.55 |
| 1962250000 | MTA 45 BK | J.2 |
| 1962400000 | SUZ 10.16HP/08/180G AG BK BX | F.116 |
| 1964640000 | WBL 22.5 TU GY | I.42 |
| 1964650000 | WBL 45 BU QV GY | I.43 |
| 1964660000 | WBL 45 TU GY | I.43 |
| 1965730000 | VWGK 6 GN/YE | G.10 |
| 1965740000 | VWGK 6 | G.10 |
| 1965750000 | DP VWGK6 | G.10 |
| 1965910000 | BL-I/O 3.50/30F SN LTGY BX | C.53 |
| 1965940000 | BL-I/O 3.50/10F PNP LED SN LTGY BX | C.54 |
| 1965950000 | BL-I/O 3.50/10F NPN LED SN LTGY BX | C.56 |
| 1965970000 | BL-I/O 3.50/30F PNP LED SN LTGY BX | C.55 |
| 1965980000 | BL-I/O 3.50/30F NPN LED SN LTGY BX | C.57 |
| 1966910000 | SUZ 10.16HP/09/180G AG BK BX | F.116 |
| 1966920000 | SUZ 10.16HP/06/180G AG BK BX | F.116 |
| 1966930000 | SUZ 10.16HP/07/180G AG BK BX | F.116 |
| 1968900000 | SC-SMT 3.81 KO GR | D.10 |
| 1969090000 | BCF 3.81/02/180 SN OR BX | C.112 |
| 1969100000 | BCF 3.81/03/180 SN OR BX | C.112 |
| 1969110000 | BCF 3.81/04/180 SN OR BX | C.112 |
| 1969120000 | BCF 3.81/05/180 SN OR BX | C.112 |
| 1969130000 | BCF 3.81/06/180 SN OR BX | C.112 |
| 1969140000 | BCF 3.81/07/180 SN OR BX | C.112 |
| 1969150000 | BCF 3.81/08/180 SN OR BX | C.112 |
| 1969160000 | BCF 3.81/09/180 SN OR BX | C.112 |
| 1969170000 | BCF 3.81/10/180 SN OR BX | C.112 |
| 1969180000 | BCF 3.81/11/180 SN OR BX | C.112 |
| 1969190000 | BCF 3.81/12/180 SN OR BX | C.112 |
| 1969200000 | BCF 3.81/13/180 SN OR BX | C.112 |
| 1969210000 | BCF 3.81/14/180 SN OR BX | C.112 |
| 1969220000 | BCF 3.81/15/180 SN OR BX | C.112 |
| 1969230000 | BCF 3.81/16/180 SN OR BX | C.112 |
| 1969240000 | BCF 3.81/17/180 SN OR BX | C.112 |
| 1969250000 | BCF 3.81/18/180 SN OR BX | C.112 |
| 1969520000 | SCZ 3.81/02/180G SN OR BX | C.102 |
| 1969540000 | SCZ 3.81/03/180G SN OR BX | C.102 |
| 1969560000 | SCZ 3.81/04/180G SN OR BX | C.102 |
| 1969570000 | SCZ 3.81/05/180G SN OR BX | C.102 |
| 1969580000 | SCZ 3.81/06/180G SN OR BX | C.102 |
| 1969590000 | SCZ 3.81/07/180G SN OR BX | C.102 |
| 1969610000 | SCZ 3.81/08/180G SN OR BX | C.102 |
| 1969630000 | SCZ 3.81/09/180G SN OR BX | C.102 |
| 1969640000 | SCZ 3.81/10/180G SN OR BX | C.102 |
| 1969660000 | SCZ 3.81/11/180G SN OR BX | C.102 |
| 1969670000 | SCZ 3.81/12/180G SN OR BX | C.102 |
| 1969890000 | BCF 3.81/02/180 SN BK BX | C.112 |
| 1969920000 | BCF 3.81/03/180 SN BK BX | C.112 |
| 1969950000 | BCF 3.81/04/180 SN BK BX | C.112 |
| 1969970000 | BCF 3.81/05/180 SN BK BX | C.112 |
| 1969980000 | BCF 3.81/06/180 SN BK BX | C.112 |
| 1969990000 | BCF 3.81/07/180 SN BK BX | C.112 |

# 1970000000

| Order No. | Type | Page |
|---|---|---|
| 1970000000 | BCF 3.81/08/180 SN BK BX | C.112 |
| 1970010000 | SCZ 3.81/02/180G SN BK BX | C.102 |
| 1970020000 | SCZ 3.81/03/180G SN BK BX | C.102 |
| 1970030000 | SCZ 3.81/04/180G SN BK BX | C.102 |
| 1970040000 | BCF 3.81/09/180 SN BK BX | C.112 |
| 1970050000 | SCZ 3.81/05/180G SN BK BX | C.102 |
| 1970060000 | SCZ 3.81/06/180G SN BK BX | C.102 |
| 1970070000 | SCZ 3.81/07/180G SN BK BX | C.102 |
| 1970080000 | SCZ 3.81/08/180G SN BK BX | C.102 |
| 1970090000 | SCZ 3.81/09/180G SN BK BX | C.102 |
| 1970100000 | SCZ 3.81/10/180G SN BK BX | C.102 |
| 1970110000 | SCZ 3.81/11/180G SN BK BX | C.102 |
| 1970120000 | SCZ 3.81/12/180G SN BK BX | C.102 |
| 1970130000 | BCF 3.81/10/180 SN BK BX | C.112 |
| 1970170000 | BCF 3.81/11/180 SN BK BX | C.112 |
| 1970190000 | BCF 3.81/12/180 SN BK BX | C.112 |
| 1970200000 | BCF 3.81/13/180 SN BK BX | C.112 |
| 1970210000 | BCF 3.81/14/180 SN BK BX | C.112 |
| 1970220000 | BCF 3.81/15/180 SN BK BX | C.112 |
| 1970230000 | BCF 3.81/16/180 SN BK BX | C.112 |
| 1970240000 | BCF 3.81/17/180 SN BK BX | C.112 |
| 1970250000 | BCF 3.81/18/180 SN BK BX | C.112 |
| 1970260000 | SCZ 3.81/02/180FI SN OR BX | C.103 |
| 1970270000 | SCZ 3.81/03/180FI SN OR BX | C.103 |
| 1970300000 | BCF 3.81/02/180F SN OR BX | C.113 |
| 1970310000 | SCZ 3.81/04/180FI SN OR BX | C.103 |
| 1970320000 | SCZ 3.81/05/180FI SN OR BX | C.103 |
| 1970330000 | BCF 3.81/03/180F SN OR BX | C.113 |
| 1970340000 | SCZ 3.81/06/180FI SN OR BX | C.103 |
| 1970350000 | SCZ 3.81/07/180FI SN OR BX | C.103 |
| 1970360000 | SCZ 3.81/08/180FI SN OR BX | C.103 |
| 1970370000 | BCF 3.81/04/180F SN OR BX | C.113 |
| 1970380000 | BCF 3.81/05/180F SN OR BX | C.113 |
| 1970390000 | SCZ 3.81/09/180FI SN OR BX | C.103 |
| 1970400000 | BCF 3.81/06/180F SN OR BX | C.113 |
| 1970410000 | SCZ 3.81/10/180FI SN OR BX | C.103 |
| 1970420000 | SCZ 3.81/11/180FI SN OR BX | C.103 |
| 1970430000 | SCZ 3.81/12/180FI SN OR BX | C.103 |
| 1970440000 | BCF 3.81/07/180F SN OR BX | C.113 |
| 1970550000 | BCF 3.81/08/180F SN OR BX | C.113 |
| 1970570000 | BCF 3.81/09/180F SN OR BX | C.113 |
| 1970580000 | BCF 3.81/10/180F SN OR BX | C.113 |
| 1970620000 | BCF 3.81/11/180F SN OR BX | C.113 |
| 1970650000 | BCF 3.81/12/180F SN OR BX | C.113 |
| 1970690000 | BCF 3.81/13/180F SN OR BX | C.113 |
| 1970700000 | SCZ 3.81/02/180FI SN BK BX | C.103 |
| 1970710000 | SCZ 3.81/03/180FI SN BK BX | C.103 |
| 1970720000 | SCZ 3.81/04/180FI SN BK BX | C.103 |
| 1970730000 | BCF 3.81/14/180F SN OR BX | C.113 |
| 1970740000 | SCZ 3.81/05/180FI SN BK BX | C.103 |
| 1970750000 | BCF 3.81/15/180F SN OR BX | C.113 |
| 1970760000 | SCZ 3.81/06/180FI SN BK BX | C.103 |
| 1970770000 | SCZ 3.81/07/180FI SN BK BX | C.103 |
| 1970780000 | SCZ 3.81/08/180FI SN BK BX | C.103 |
| 1970790000 | SCZ 3.81/09/180FI SN BK BX | C.103 |
| 1970800000 | SCZ 3.81/10/180FI SN BK BX | C.103 |
| 1970810000 | SCZ 3.81/11/180FI SN BK BX | C.103 |
| 1970820000 | BCF 3.81/16/180F SN OR BX | C.113 |
| 1970830000 | SCZ 3.81/12/180FI SN BK BX | C.103 |
| 1970850000 | BCF 3.81/17/180F SN OR BX | C.113 |
| 1970890000 | BCF 3.81/18/180F SN OR BX | C.113 |
| 1970910000 | SCZ 3.81/02/180F SN OR BX | C.103 |
| 1970920000 | SCZ 3.81/03/180F SN OR BX | C.103 |
| 1970930000 | SCZ 3.81/04/180F SN OR BX | C.103 |
| 1970940000 | SCZ 3.81/05/180F SN OR BX | C.103 |
| 1970960000 | SCZ 3.81/06/180F SN OR BX | C.103 |
| 1970970000 | SCZ 3.81/07/180F SN OR BX | C.103 |
| 1970980000 | SCZ 3.81/08/180F SN OR BX | C.103 |
| 1970990000 | SCZ 3.81/09/180F SN OR BX | C.103 |
| 1971000000 | SCZ 3.81/10/180F SN OR BX | C.103 |
| 1971010000 | SCZ 3.81/11/180F SN OR BX | C.103 |
| 1971020000 | SCZ 3.81/12/180F SN OR BX | C.103 |
| 1971290000 | SCZ 3.81/02/180F SN BK BX | C.103 |
| 1971310000 | SCZ 3.81/03/180F SN BK BX | C.103 |
| 1971320000 | SCZ 3.81/04/180F SN BK BX | C.103 |
| 1971340000 | SCZ 3.81/05/180F SN BK BX | C.103 |
| 1971350000 | SCZ 3.81/06/180F SN BK BX | C.103 |
| 1971360000 | SCZ 3.81/07/180F SN BK BX | C.103 |
| 1971370000 | SCZ 3.81/08/180F SN BK BX | C.103 |
| 1971400000 | SCZ 3.81/09/180F SN BK BX | C.103 |
| 1971410000 | SCZ 3.81/10/180F SN BK BX | C.103 |
| 1971500000 | BCF 3.81/02/180F SN BK BX | C.113 |
| 1971510000 | SCZ 3.81/11/180F SN BK BX | C.103 |
| 1971520000 | SCZ 3.81/12/180F SN BK BX | C.103 |
| 1971570000 | BCF 3.81/03/180F SN BK BX | C.113 |
| 1971580000 | SCZ 3.81/02/180LR SN OR BX | C.103 |
| 1971590000 | BCF 3.81/04/180F SN BK BX | C.113 |
| 1971600000 | SCZ 3.81/03/180LR SN OR BX | C.103 |
| 1971610000 | SCZ 3.81/04/180LR SN OR BX | C.103 |
| 1971620000 | BCF 3.81/05/180F SN BK BX | C.113 |
| 1971630000 | SCZ 3.81/05/180LR SN OR BX | C.103 |
| 1971640000 | SCZ 3.81/06/180LR SN OR BX | C.103 |
| 1971650000 | BCF 3.81/06/180F SN BK BX | C.113 |
| 1971660000 | SCZ 3.81/07/180LR SN OR BX | C.103 |
| 1971670000 | SCZ 3.81/08/180LR SN OR BX | C.103 |
| 1971680000 | SCZ 3.81/09/180LR SN OR BX | C.103 |
| 1971690000 | SCZ 3.81/10/180LR SN OR BX | C.103 |
| 1971700000 | SCZ 3.81/11/180LR SN OR BX | C.103 |
| 1971710000 | SCZ 3.81/12/180LR SN OR BX | C.103 |
| 1971780000 | BCF 3.81/07/180F SN BK BX | C.113 |
| 1971830000 | BCF 3.81/08/180F SN BK BX | C.113 |
| 1971850000 | BCF 3.81/09/180F SN BK BX | C.113 |
| 1971870000 | BCF 3.81/10/180F SN BK BX | C.113 |
| 1971900000 | BCF 3.81/11/180F SN BK BX | C.113 |
| 1971940000 | BCF 3.81/12/180F SN BK BX | C.113 |
| 1971970000 | BCF 3.81/13/180F SN BK BX | C.113 |
| 1971980000 | SCZ 3.81/02/180LR SN BK BX | C.103 |
| 1971990000 | SCZ 3.81/03/180LR SN BK BX | C.103 |
| 1972000000 | BCF 3.81/14/180F SN BK BX | C.113 |
| 1972010000 | SCZ 3.81/04/180LR SN BK BX | C.103 |
| 1972020000 | SCZ 3.81/05/180LR SN BK BX | C.103 |
| 1972030000 | BCF 3.81/15/180F SN BK BX | C.113 |
| 1972040000 | SCZ 3.81/06/180LR SN BK BX | C.103 |
| 1972050000 | SCZ 3.81/07/180LR SN BK BX | C.103 |
| 1972060000 | SCZ 3.81/08/180LR SN BK BX | C.103 |
| 1972070000 | BCF 3.81/16/180F SN BK BX | C.113 |
| 1972080000 | SCZ 3.81/09/180LR SN BK BX | C.103 |
| 1972090000 | SCZ 3.81/10/180LR SN BK BX | C.103 |
| 1972100000 | BCF 3.81/17/180F SN BK BX | C.113 |
| 1972110000 | SCZ 3.81/11/180LR SN BK BX | C.103 |
| 1972120000 | SCZ 3.81/12/180LR SN BK BX | C.103 |
| 1972170000 | BCF 3.81/18/180F SN BK BX | C.113 |
| 1972200000 | BCF 3.81/02/180LR SN OR BX | C.113 |
| 1972210000 | BCF 3.81/03/180LR SN OR BX | C.113 |
| 1972220000 | BCF 3.81/04/180LR SN OR BX | C.113 |
| 1972230000 | BCF 3.81/05/180LR SN OR BX | C.113 |
| 1972240000 | BCF 3.81/06/180LR SN OR BX | C.113 |
| 1972250000 | BCF 3.81/07/180LR SN OR BX | C.113 |
| 1972260000 | BCF 3.81/08/180LR SN OR BX | C.113 |
| 1972270000 | BCF 3.81/09/180LR SN OR BX | C.113 |
| 1972280000 | BCF 3.81/10/180LR SN OR BX | C.113 |
| 1972290000 | BCF 3.81/11/180LR SN OR BX | C.113 |
| 1972300000 | BCF 3.81/12/180LR SN OR BX | C.113 |
| 1972310000 | BCF 3.81/13/180LR SN OR BX | C.113 |
| 1972320000 | BCF 3.81/14/180LR SN OR BX | C.113 |
| 1972330000 | BCF 3.81/15/180LR SN OR BX | C.113 |
| 1972340000 | BCF 3.81/16/180LR SN OR BX | C.113 |
| 1972350000 | BCF 3.81/17/180LR SN OR BX | C.113 |
| 1972360000 | BCF 3.81/18/180LR SN OR BX | C.113 |
| 1972600000 | BCF 3.81/02/180LR SN BK BX | C.113 |
| 1972610000 | BCF 3.81/03/180LR SN BK BX | C.113 |
| 1972620000 | BCF 3.81/04/180LR SN BK BX | C.113 |
| 1972630000 | BCF 3.81/05/180LR SN BK BX | C.113 |
| 1972640000 | BCF 3.81/06/180LR SN BK BX | C.113 |
| 1972650000 | BCF 3.81/07/180LR SN BK BX | C.113 |
| 1972660000 | BCF 3.81/08/180LR SN BK BX | C.113 |
| 1972670000 | BCF 3.81/09/180LR SN BK BX | C.113 |





«ЭЛЕКТРО-ПРОФИ» - http://www.ep.ru

| Order No. | Type | Page |
|---|---|---|
| 1972680000 | BCF 3.81/10/180LR SN BK BX | C.113 |
| 1972690000 | BCF 3.81/11/180LR SN BK BX | C.113 |
| 1972700000 | BCF 3.81/12/180LR SN BK BX | C.113 |
| 1972710000 | BCF 3.81/13/180LR SN BK BX | C.113 |
| 1972720000 | BCF 3.81/14/180LR SN BK BX | C.113 |
| 1972730000 | BCF 3.81/15/180LR SN BK BX | C.113 |
| 1972740000 | BCF 3.81/16/180LR SN BK BX | C.113 |
| 1972750000 | BCF 3.81/17/180LR SN BK BX | C.113 |
| 1972760000 | BCF 3.81/18/180LR SN BK BX | C.113 |
| 1972790000 | SCD 3.81/04/90G 3.2SN OR BX | C.92 |
| 1972800000 | SCD 3.81/06/90G 3.2SN OR BX | C.92 |
| 1972810000 | SCD 3.81/08/90G 3.2SN OR BX | C.92 |
| 1972820000 | SCD 3.81/10/90G 3.2SN OR BX | C.92 |
| 1972830000 | SCD 3.81/12/90G 3.2SN OR BX | C.92 |
| 1972840000 | SCD 3.81/14/90G 3.2SN OR BX | C.92 |
| 1972850000 | SCD 3.81/16/90G 3.2SN OR BX | C.92 |
| 1972860000 | SCD 3.81/18/90G 3.2SN OR BX | C.92 |
| 1972870000 | SCD 3.81/20/90G 3.2SN OR BX | C.92 |
| 1972880000 | SCD 3.81/22/90G 3.2SN OR BX | C.92 |
| 1972890000 | SCD 3.81/24/90G 3.2SN OR BX | C.92 |
| 1972900000 | SCD 3.81/26/90G 3.2SN OR BX | C.92 |
| 1972910000 | SCD 3.81/28/90G 3.2SN OR BX | C.92 |
| 1972920000 | SCD 3.81/30/90G 3.2SN OR BX | C.92 |
| 1972930000 | SCD 3.81/32/90G 3.2SN OR BX | C.92 |
| 1973100000 | SCD 3.81/04/90G 3.2SN BK BX | C.92 |
| 1973110000 | SCD 3.81/06/90G 3.2SN BK BX | C.92 |
| 1973120000 | SCD 3.81/08/90G 3.2SN BK BX | C.92 |
| 1973130000 | SCD 3.81/10/90G 3.2SN BK BX | C.92 |
| 1973140000 | SCD 3.81/12/90G 3.2SN BK BX | C.92 |
| 1973150000 | SCD 3.81/14/90G 3.2SN BK BX | C.92 |
| 1973160000 | SCD 3.81/16/90G 3.2SN BK BX | C.92 |
| 1973170000 | SCD 3.81/18/90G 3.2SN BK BX | C.92 |
| 1973180000 | SCD 3.81/20/90G 3.2SN BK BX | C.92 |
| 1973200000 | SCD 3.81/22/90G 3.2SN BK BX | C.92 |
| 1973210000 | SCD 3.81/24/90G 3.2SN BK BX | C.92 |
| 1973220000 | SCD 3.81/26/90G 3.2SN BK BX | C.92 |
| 1973230000 | SCD 3.81/28/90G 3.2SN BK BX | C.92 |
| 1973240000 | SCD 3.81/30/90G 3.2SN BK BX | C.92 |
| 1973250000 | SCD 3.81/32/90G 3.2SN BK BX | C.92 |
| 1973260000 | SCD 3.81/04/90F 3.2SN OR BX | C.93 |
| 1973270000 | SCD 3.81/06/90F 3.2SN OR BX | C.93 |
| 1973280000 | SCD 3.81/08/90F 3.2SN OR BX | C.93 |
| 1973290000 | SCD 3.81/10/90F 3.2SN OR BX | C.93 |
| 1973300000 | SCD 3.81/12/90F 3.2SN OR BX | C.93 |
| 1973310000 | SCD 3.81/14/90F 3.2SN OR BX | C.93 |
| 1973320000 | SCD 3.81/16/90F 3.2SN OR BX | C.93 |
| 1973330000 | SCD 3.81/18/90F 3.2SN OR BX | C.93 |
| 1973340000 | SCD 3.81/20/90F 3.2SN OR BX | C.93 |
| 1973350000 | SCD 3.81/22/90F 3.2SN OR BX | C.93 |
| 1973360000 | SCD 3.81/24/90F 3.2SN OR BX | C.93 |
| 1973370000 | SCD 3.81/26/90F 3.2SN OR BX | C.93 |
| 1973380000 | SCD 3.81/28/90F 3.2SN OR BX | C.93 |
| 1973390000 | SCD 3.81/30/90F 3.2SN OR BX | C.93 |
| 1973400000 | SCD 3.81/32/90F 3.2SN OR BX | C.93 |
| 1973580000 | SCD 3.81/04/90F 3.2SN BK BX | C.93 |
| 1973590000 | SCD 3.81/06/90F 3.2SN BK BX | C.93 |
| 1973600000 | SCD 3.81/08/90F 3.2SN BK BX | C.93 |
| 1973610000 | SCD 3.81/10/90F 3.2SN BK BX | C.93 |
| 1973620000 | SCD 3.81/12/90F 3.2SN BK BX | C.93 |
| 1973630000 | SCD 3.81/14/90F 3.2SN BK BX | C.93 |
| 1973640000 | SCD 3.81/16/90F 3.2SN BK BX | C.93 |
| 1973650000 | SCD 3.81/18/90F 3.2SN BK BX | C.93 |
| 1973660000 | SCD 3.81/20/90F 3.2SN BK BX | C.93 |
| 1973670000 | SCD 3.81/22/90F 3.2SN BK BX | C.93 |
| 1973680000 | SCD 3.81/24/90F 3.2SN BK BX | C.93 |
| 1973690000 | SCD 3.81/26/90F 3.2SN BK BX | C.93 |
| 1973700000 | SCD 3.81/28/90F 3.2SN BK BX | C.93 |
| 1973710000 | SCD 3.81/30/90F 3.2SN BK BX | C.93 |
| 1973720000 | SCD 3.81/32/90F 3.2SN BK BX | C.93 |
| 1973730000 | SCD-THR 3.81/04/90G 3.2SN BK BX | C.74 |
| 1973740000 | SCD-THR 3.81/06/90G 3.2SN BK BX | C.74 |
| 1973750000 | SCD-THR 3.81/08/90G 3.2SN BK BX | C.74 |
| 1973760000 | SCD-THR 3.81/10/90G 3.2SN BK BX | C.74 |
| 1973770000 | SCD-THR 3.81/12/90G 3.2SN BK BX | C.74 |
| 1973780000 | SCD-THR 3.81/14/90G 3.2SN BK BX | C.74 |
| 1973790000 | SCD-THR 3.81/16/90G 3.2SN BK BX | C.74 |
| 1973800000 | SCD-THR 3.81/18/90G 3.2SN BK BX | C.74 |
| 1973810000 | SCD-THR 3.81/20/90G 3.2SN BK BX | C.74 |
| 1973820000 | SCD-THR 3.81/22/90G 3.2SN BK BX | C.74 |
| 1973830000 | SCD-THR 3.81/24/90G 3.2SN BK BX | C.74 |
| 1973840000 | SCD-THR 3.81/26/90G 3.2SN BK BX | C.74 |
| 1973850000 | SCD-THR 3.81/28/90G 3.2SN BK BX | C.74 |
| 1973860000 | SCD-THR 3.81/30/90G 3.2SN BK BX | C.74 |
| 1973870000 | SCD-THR 3.81/32/90G 3.2SN BK BX | C.74 |
| 1974030000 | SCD-THR 3.81/04/90G 1.5SN BK BX | C.74 |
| 1974040000 | SCD-THR 3.81/06/90G 1.5SN BK BX | C.74 |
| 1974050000 | SCD-THR 3.81/08/90G 1.5SN BK BX | C.74 |
| 1974060000 | SCD-THR 3.81/10/90G 1.5SN BK BX | C.74 |
| 1974070000 | SCD-THR 3.81/12/90G 1.5SN BK BX | C.74 |
| 1974080000 | SCD-THR 3.81/14/90G 1.5SN BK BX | C.74 |
| 1974090000 | SCD-THR 3.81/16/90G 1.5SN BK BX | C.74 |
| 1974100000 | SCD-THR 3.81/18/90G 1.5SN BK BX | C.74 |
| 1974110000 | SCD-THR 3.81/20/90G 1.5SN BK BX | C.74 |
| 1974120000 | SCD-THR 3.81/22/90G 1.5SN BK BX | C.74 |
| 1974130000 | SCD-THR 3.81/24/90G 1.5SN BK BX | C.74 |
| 1974140000 | SCD-THR 3.81/26/90G 1.5SN BK BX | C.74 |
| 1974150000 | SCD-THR 3.81/28/90G 1.5SN BK BX | C.74 |
| 1974160000 | SCD-THR 3.81/30/90G 1.5SN BK BX | C.74 |
| 1974170000 | SCD-THR 3.81/32/90G 1.5SN BK BX | C.74 |
| 1974180000 | SCD-THR 3.81/04/90F 3.2SN BK BX | C.75 |
| 1974190000 | SCD-THR 3.81/06/90F 3.2SN BK BX | C.75 |
| 1974200000 | SCD-THR 3.81/08/90F 3.2SN BK BX | C.75 |
| 1974210000 | SCD-THR 3.81/10/90F 3.2SN BK BX | C.75 |
| 1974220000 | SCD-THR 3.81/12/90F 3.2SN BK BX | C.75 |
| 1974230000 | SCD-THR 3.81/14/90F 3.2SN BK BX | C.75 |
| 1974240000 | SCD-THR 3.81/16/90F 3.2SN BK BX | C.75 |
| 1974250000 | SCD-THR 3.81/18/90F 3.2SN BK BX | C.75 |
| 1974290000 | SCD-THR 3.81/20/90F 3.2SN BK BX | C.75 |
| 1974310000 | SCD-THR 3.81/22/90F 3.2SN BK BX | C.75 |
| 1974330000 | SCD-THR 3.81/24/90F 3.2SN BK BX | C.75 |
| 1974350000 | SCD-THR 3.81/26/90F 3.2SN BK BX | C.75 |
| 1974440000 | SCD-THR 3.81/28/90F 3.2SN BK BX | C.75 |
| 1974470000 | SCD-THR 3.81/30/90F 3.2SN BK BX | C.75 |
| 1974490000 | SCD-THR 3.81/32/90F 3.2SN BK BX | C.75 |
| 1974750000 | BCL-SMT 3.81/02/90 1.5SN BK BX | C.116 |
| 1974770000 | BCL-SMT 3.81/03/90 1.5SN BK BX | C.116 |
| 1974780000 | BCL-SMT 3.81/04/90 1.5SN BK BX | C.116 |
| 1974800000 | BCL-SMT 3.81/05/90 1.5SN BK BX | C.116 |
| 1974820000 | BCL-SMT 3.81/06/90 1.5SN BK BX | C.116 |
| 1974830000 | SCD-THR 3.81/04/90F 1.5SN BK BX | C.75 |
| 1974840000 | BCL-SMT 3.81/07/90 1.5SN BK BX | C.116 |
| 1974850000 | BCL-SMT 3.81/08/90 1.5SN BK BX | C.116 |
| 1974870000 | SCD-THR 3.81/06/90F 1.5SN BK BX | C.75 |
| 1974880000 | BCL-SMT 3.81/09/90 1.5SN BK BX | C.116 |
| 1974890000 | BCL-SMT 3.81/10/90 1.5SN BK BX | C.116 |
| 1974900000 | SCD-THR 3.81/08/90F 1.5SN BK BX | C.75 |
| 1974910000 | BCL-SMT 3.81/11/90 1.5SN BK BX | C.116 |
| 1974920000 | SCD-THR 3.81/10/90F 1.5SN BK BX | C.75 |
| 1974930000 | BCL-SMT 3.81/12/90 1.5SN BK BX | C.116 |
| 1974950000 | SCD-THR 3.81/12/90F 1.5SN BK BX | C.75 |
| 1974980000 | SCD-THR 3.81/14/90F 1.5SN BK BX | C.75 |
| 1974990000 | SCD-THR 3.81/16/90F 1.5SN BK BX | C.75 |
| 1975010000 | SCD-THR 3.81/18/90F 1.5SN BK BX | C.75 |
| 1975040000 | SCD-THR 3.81/20/90F 1.5SN BK BX | C.75 |
| 1975090000 | SCD-THR 3.81/22/90F 1.5SN BK BX | C.75 |
| 1975110000 | SCD-THR 3.81/24/90F 1.5SN BK BX | C.75 |
| 1975130000 | SCD-THR 3.81/26/90F 1.5SN BK BX | C.75 |
| 1975140000 | SCD-THR 3.81/28/90F 1.5SN BK BX | C.75 |
| 1975170000 | SCD-THR 3.81/30/90F 1.5SN BK BX | C.75 |
| 1975190000 | SCD-THR 3.81/32/90F 1.5SN BK BX | C.75 |
| 1975250000 | LL1N 5.00/02/90 3.2SN OR BX | B.38 |
| 1975260000 | LL1N 5.00/03/90 3.2SN OR BX | B.38 |
| 1975270000 | LL1N 5.00/04/90 3.2SN OR BX | B.38 |
| 1975280000 | LL1N 5.00/05/90 3.2SN OR BX | B.38 |
| 1975290000 | LL1N 5.00/06/90 3.2SN OR BX | B.38 |
| 1975300000 | LL1N 5.00/07/90 3.2SN OR BX | B.38 |
| 1975310000 | LL1N 5.00/08/90 3.2SN OR BX | B.38 |
| 1975320000 | LL1N 5.00/09/90 3.2SN OR BX | B.38 |
| 1975330000 | LL1N 5.00/10/90 3.2SN OR BX | B.38 |
| 1975340000 | LL1N 5.00/11/90 3.2SN OR BX | B.38 |
| 1975350000 | LL1N 5.00/12/90 3.2SN OR BX | B.38 |
| 1975360000 | LL1N 5.08/02/90 3.2SN OR BX | B.40 |
| 1975370000 | LL1N 5.08/03/90 3.2SN OR BX | B.40 |
| 1975380000 | LL1N 5.08/04/90 3.2SN OR BX | B.40 |
| 1975390000 | LL1N 5.08/05/90 3.2SN OR BX | B.40 |
| 1975400000 | LL1N 5.08/06/90 3.2SN OR BX | B.40 |
| 1975410000 | LL1N 5.08/07/90 3.2SN OR BX | B.40 |
| 1975420000 | LL1N 5.08/08/90 3.2SN OR BX | B.40 |
| 1975430000 | LL1N 5.08/09/90 3.2SN OR BX | B.40 |
| 1975440000 | LL1N 5.08/10/90 3.2SN OR BX | B.40 |
| 1975460000 | LL1N 5.08/11/90 3.2SN OR BX | B.40 |
| 1975470000 | LL1N 5.08/12/90 3.2SN OR BX | B.40 |
| 1975690000 | BCL-SMT 3.81/02/90F 1.5SN BK | C.117 |
| 1975700000 | BCL-SMT 3.81/03/90F 1.5SN BK | C.117 |
| 1975710000 | BCL-SMT 3.81/04/90F 1.5SN BK | C.117 |
| 1975720000 | SC 3.81/02/135G 3.2SN OR BX | C.88 |
| 1975730000 | BCL-SMT 3.81/05/90F 1.5SN BK | C.117 |
| 1975740000 | BCL-SMT 3.81/06/90F 1.5SN BK | C.117 |
| 1975750000 | BCL-SMT 3.81/07/90F 1.5SN BK | C.117 |
| 1975760000 | BCL-SMT 3.81/08/90F 1.5SN BK | C.117 |
| 1975770000 | SC 3.81/03/135G 3.2SN OR BX | C.88 |
| 1975780000 | BCL-SMT 3.81/09/90F 1.5SN BK | C.117 |
| 1975790000 | BCL-SMT 3.81/10/90F 1.5SN BK | C.117 |
| 1975800000 | SC 3.81/04/135G 3.2SN OR BX | C.88 |
| 1975810000 | SC 3.81/05/135G 3.2SN OR BX | C.88 |
| 1975820000 | BCL-SMT 3.81/11/90F 1.5SN BK | C.117 |
| 1975830000 | BCL-SMT 3.81/12/90F 1.5SN BK | C.117 |
| 1975880000 | SC 3.81/06/135G 3.2SN OR BX | C.88 |
| 1975900000 | SC 3.81/07/135G 3.2SN OR BX | C.88 |
| 1975920000 | SC 3.81/08/135G 3.2SN OR BX | C.88 |
| 1975930000 | SC 3.81/09/135G 3.2SN OR BX | C.88 |
| 1975940000 | SC 3.81/10/135G 3.2SN OR BX | C.88 |
| 1975950000 | SC 3.81/11/135G 3.2SN OR BX | C.88 |
| 1975960000 | SC 3.81/12/135G 3.2SN OR BX | C.88 |
| 1975970000 | SC 3.81/13/135G 3.2SN OR BX | C.88 |
| 1975980000 | SC 3.81/14/135G 3.2SN OR BX | C.88 |
| 1975990000 | SC 3.81/15/135G 3.2SN OR BX | C.88 |
| 1976000000 | SC 3.81/16/135G 3.2SN OR BX | C.88 |
| 1976380000 | SC 3.81/02/135G 3.2SN BK BX | C.88 |
| 1976400000 | SC 3.81/03/135G 3.2SN BK BX | C.88 |
| 1976420000 | SC 3.81/04/135G 3.2SN BK BX | C.88 |
| 1976450000 | SC 3.81/05/135G 3.2SN BK BX | C.88 |
| 1976460000 | SC 3.81/06/135G 3.2SN BK BX | C.88 |
| 1976490000 | BCL-SMT 3.81/02/180 1.5SN BK BX | C.118 |
| 1976500000 | BCL-SMT 3.81/03/180 1.5SN BK BX | C.118 |
| 1976510000 | SC 3.81/07/135G 3.2SN BK BX | C.88 |
| 1976520000 | BCL-SMT 3.81/04/180 1.5SN BK BX | C.118 |
| 1976530000 | BCL-SMT 3.81/05/180 1.5SN BK BX | C.118 |
| 1976540000 | SC 3.81/08/135G 3.2SN BK BX | C.88 |
| 1976550000 | BCL-SMT 3.81/06/180 1.5SN BK BX | C.118 |
| 1976560000 | SC 3.81/09/135G 3.2SN BK BX | C.88 |
| 1976570000 | BCL-SMT 3.81/07/180 1.5SN BK BX | C.118 |
| 1976580000 | BCL-SMT 3.81/08/180 1.5SN BK BX | C.118 |
| 1976590000 | BCL-SMT 3.81/09/180 1.5SN BK BX | C.118 |
| 1976600000 | SC 3.81/10/135G 3.2SN BK BX | C.88 |
| 1976610000 | BCL-SMT 3.81/10/180 1.5SN BK BX | C.118 |
| 1976620000 | BCL-SMT 3.81/11/180 1.5SN BK BX | C.118 |
| 1976630000 | SC 3.81/11/135G 3.2SN BK BX | C.88 |
| 1976640000 | BCL-SMT 3.81/12/180 1.5SN BK BX | C.118 |
| 1976660000 | SC 3.81/12/135G 3.2SN BK BX | C.88 |
| 1976700000 | SC 3.81/13/135G 3.2SN BK BX | C.88 |
| 1976710000 | SC 3.81/14/135G 3.2SN BK BX | C.88 |
| 1976720000 | SC 3.81/15/135G 3.2SN BK BX | C.88 |
| 1976730000 | SC 3.81/16/135G 3.2SN BK BX | C.88 |
| 1976740000 | SC 3.81/02/135F 3.2SN OR BX | C.89 |
| 1976750000 | SC 3.81/03/135F 3.2SN OR BX | C.89 |
| 1976760000 | SC 3.81/04/135F 3.2SN OR BX | C.89 |
| 1976770000 | SC 3.81/05/135F 3.2SN OR BX | C.89 |
| 1976780000 | SC 3.81/06/135F 3.2SN OR BX | C.89 |
| 1976790000 | SC 3.81/07/135F 3.2SN OR BX | C.89 |
| 1976800000 | SC 3.81/08/135F 3.2SN OR BX | C.89 |
| 1976810000 | SC 3.81/09/135F 3.2SN OR BX | C.89 |
| 1976820000 | SC 3.81/10/135F 3.2SN OR BX | C.89 |
| 1976830000 | SC 3.81/11/135F 3.2SN OR BX | C.89 |
| 1976840000 | SC 3.81/12/135F 3.2SN OR BX | C.89 |
| 1976850000 | SC 3.81/13/135F 3.2SN OR BX | C.89 |
| 1976860000 | SC 3.81/14/135F 3.2SN OR BX | C.89 |
| 1976870000 | SC 3.81/15/135F 3.2SN OR BX | C.89 |
| 1976880000 | SC 3.81/16/135F 3.2SN OR BX | C.89 |
| 1977040000 | SC 3.81/02/135F 3.2SN BK BX | C.89 |
| 1977050000 | SC 3.81/03/135F 3.2SN BK BX | C.89 |
| 1977060000 | SC 3.81/04/135F 3.2SN BK BX | C.89 |
| 1977070000 | SC 3.81/05/135F 3.2SN BK BX | C.89 |
| 1977080000 | SC 3.81/06/135F 3.2SN BK BX | C.89 |
| 1977090000 | SC 3.81/07/135F 3.2SN BK BX | C.89 |
| 1977100000 | SC 3.81/08/135F 3.2SN BK BX | C.89 |
| 1977110000 | SC 3.81/09/135F 3.2SN BK BX | C.89 |
| 1977120000 | SC 3.81/10/135F 3.2SN BK BX | C.89 |
| 1977130000 | SC 3.81/11/135F 3.2SN BK BX | C.89 |
| 1977140000 | SC 3.81/12/135F 3.2SN BK BX | C.89 |
| 1977150000 | SC 3.81/13/135F 3.2SN BK BX | C.89 |
| 1977160000 | SC 3.81/14/135F 3.2SN BK BX | C.89 |
| 1977170000 | SC 3.81/15/135F 3.2SN BK BX | C.89 |
| 1977180000 | SC 3.81/16/135F 3.2SN BK BX | C.89 |
| 1977200000 | SC-SMT 3.81/02/135G 3.2SN BK BX | C.70 |
| 1977210000 | SC-SMT 3.81/03/135G 3.2SN BK BX | C.70 |
| 1977220000 | SC-SMT 3.81/04/135G 3.2SN BK BX | C.70 |
| 1977230000 | SC-SMT 3.81/05/135G 3.2SN BK BX | C.70 |
| 1977240000 | SC-SMT 3.81/06/135G 3.2SN BK BX | C.70 |
| 1977250000 | SC-SMT 3.81/07/135G 3.2SN BK BX | C.70 |
| 1977260000 | LL2N 5.00/08/90 3.2SN OR BX | B.39 |
| 1977280000 | LL2N 5.00/12/90 3.2SN OR BX | B.39 |
| 1977310000 | LL2N 5.00/16/90 3.2SN OR BX | B.39 |
| 1977330000 | LL2N 5.00/20/90 3.2SN OR BX | B.39 |
| 1977350000 | LL2N 5.00/24/90 3.2SN OR BX | B.39 |
| 1977370000 | LL2N 5.00/28/90 3.2SN OR BX | B.39 |
| 1977390000 | LL2N 5.00/32/90 3.2SN OR BX | B.39 |
| 1977410000 | LL2N 5.00/36/90 3.2SN OR BX | B.39 |
| 1977430000 | LL2N 5.00/40/90 3.2SN OR BX | B.39 |
| 1977450000 | LL2N 5.00/44/90 3.2SN OR BX | B.39 |
| 1977470000 | LL2N 5.00/48/90 3.2SN OR BX | B.39 |
| 1977480000 | LL2N 5.08/08/90 3.2SN OR BX | B.41 |
| 1977500000 | LL2N 5.08/12/90 3.2SN OR BX | B.41 |
| 1977520000 | LL2N 5.08/16/90 3.2SN OR BX | B.41 |
| 1977540000 | LL2N 5.08/20/90 3.2SN OR BX | B.41 |
| 1977560000 | LL2N 5.08/24/90 3.2SN OR BX | B.41 |
| 1977580000 | LL2N 5.08/28/90 3.2SN OR BX | B.41 |
| 1977600000 | LL2N 5.08/32/90 3.2SN OR BX | B.41 |
| 1977620000 | LL2N 5.08/36/90 3.2SN OR BX | B.41 |
| 1977640000 | LL2N 5.08/40/90 3.2SN OR BX | B.41 |
| 1977660000 | LL2N 5.08/44/90 3.2SN OR BX | B.41 |
| 1977680000 | LL2N 5.08/48/90 3.2SN OR BX | B.41 |
| 1977690000 | SC-SMT 3.81/08/135G 3.2SN BK BX | C.70 |
| 1977700000 | SC-SMT 3.81/09/135G 3.2SN BK BX | C.70 |
| 1977710000 | SC-SMT 3.81/10/135G 3.2SN BK BX | C.70 |
| 1977720000 | SC-SMT 3.81/11/135G 3.2SN BK BX | C.70 |
| 1977730000 | SC-SMT 3.81/12/135G 3.2SN BK BX | C.70 |
| 1977740000 | SC-SMT 3.81/13/135G 3.2SN BK BX | C.70 |
| 1977750000 | SC-SMT 3.81/14/135G 3.2SN BK BX | C.70 |
| 1977760000 | SC-SMT 3.81/15/135G 3.2SN BK BX | C.70 |
| 1977770000 | SC-SMT 3.81/16/135G 3.2SN BK BX | C.70 |
| 1977930000 | SC-SMT 3.81/02/135G 1.5SN BK BX | C.70 |
| 1977940000 | SC-SMT 3.81/03/135G 1.5SN BK BX | C.70 |
| 1977950000 | SC-SMT 3.81/04/135G 1.5SN BK BX | C.70 |
| 1977960000 | SC-SMT 3.81/05/135G 1.5SN BK BX | C.70 |
| 1977970000 | SC-SMT 3.81/06/135G 1.5SN BK BX | C.70 |
| 1977980000 | SC-SMT 3.81/07/135G 1.5SN BK BX | C.70 |
| 1977990000 | SC-SMT 3.81/08/135G 1.5SN BK BX | C.70 |
| 1978000000 | SC-SMT 3.81/09/135G 1.5SN BK BX | C.70 |
| 1978010000 | SC-SMT 3.81/10/135G 1.5SN BK BX | C.70 |
| 1978020000 | SC-SMT 3.81/11/135G 1.5SN BK BX | C.70 |
| 1978030000 | SC-SMT 3.81/12/135G 1.5SN BK BX | C.70 |
| 1978040000 | SC-SMT 3.81/13/135G 1.5SN BK BX | C.70 |
| 1978050000 | SC-SMT 3.81/14/135G 1.5SN BK BX | C.70 |
| 1978060000 | SC-SMT 3.81/15/135G 1.5SN BK BX | C.70 |
| 1978070000 | SC-SMT 3.81/16/135G 1.5SN BK BX | C.70 |
| 1978080000 | SC-SMT 3.81/02/135LF 3.2 SN BK BX | C.71 |
| 1978090000 | SC-SMT 3.81/03/135LF 3.2 SN BK BX | C.71 |
| 1978100000 | SC-SMT 3.81/04/135LF 3.2 SN BK BX | C.71 |
| 1978110000 | SC-SMT 3.81/05/135LF 3.2 SN BK BX | C.71 |






«ЭЛЕКТРО-ПРОФИ» - http://www.ep.ru

| Order No. | Type | Page |
|---|---|---|
| 1978120000 | SC-SMT 3.81/06/135LF 3.2 SN BK BX | C.71 |
| 1978130000 | SC-SMT 3.81/07/135LF 3.2 SN BK BX | C.71 |
| 1978140000 | SC-SMT 3.81/08/135LF 3.2 SN BK BX | C.71 |
| 1978150000 | SC-SMT 3.81/09/135LF 3.2 SN BK BX | C.71 |
| 1978160000 | SC-SMT 3.81/10/135LF 3.2 SN BK BX | C.71 |
| 1978170000 | SC-SMT 3.81/11/135LF 3.2 SN BK BX | C.71 |
| 1978180000 | SC-SMT 3.81/12/135LF 3.2 SN BK BX | C.71 |
| 1978190000 | SC-SMT 3.81/13/135LF 3.2 SN BK BX | C.71 |
| 1978200000 | SC-SMT 3.81/14/135LF 3.2 SN BK BX | C.71 |
| 1978210000 | SC-SMT 3.81/15/135LF 3.2 SN BK BX | C.71 |
| 1978220000 | SC-SMT 3.81/16/135LF 3.2 SN BK BX | C.71 |
| 1978380000 | SC-SMT 3.81/02/135LF 1.5 SN BK BX | C.71 |
| 1978390000 | SC-SMT 3.81/03/135LF 1.5 SN BK BX | C.71 |
| 1978400000 | SC-SMT 3.81/04/135LF 1.5 SN BK BX | C.71 |
| 1978410000 | SC-SMT 3.81/05/135LF 1.5 SN BK BX | C.71 |
| 1978420000 | SC-SMT 3.81/06/135LF 1.5 SN BK BX | C.71 |
| 1978430000 | SC-SMT 3.81/07/135LF 1.5 SN BK BX | C.71 |
| 1978440000 | SC-SMT 3.81/08/135LF 1.5 SN BK BX | C.71 |
| 1978450000 | SC-SMT 3.81/09/135LF 1.5 SN BK BX | C.71 |
| 1978460000 | SC-SMT 3.81/10/135LF 1.5 SN BK BX | C.71 |
| 1978470000 | SC-SMT 3.81/11/135LF 1.5 SN BK BX | C.71 |
| 1978480000 | SC-SMT 3.81/12/135LF 1.5 SN BK BX | C.71 |
| 1978490000 | SC-SMT 3.81/13/135LF 1.5 SN BK BX | C.71 |
| 1978500000 | SC-SMT 3.81/14/135LF 1.5 SN BK BX | C.71 |
| 1978510000 | SC-SMT 3.81/15/135LF 1.5 SN BK BX | C.71 |
| 1978520000 | SC-SMT 3.81/16/135LF 1.5 SN BK BX | C.71 |
| 1978850000 | LL3R 5.00/12/90 3.2SN OR BX | B.39 |
| 1978870000 | LL3R 5.00/18/90 3.2SN OR BX | B.39 |
| 1978890000 | LL3R 5.00/24/90 3.2SN OR BX | B.39 |
| 1978910000 | LL3R 5.00/30/90 3.2SN OR BX | B.39 |
| 1978930000 | LL3R 5.00/36/90 3.2SN OR BX | B.39 |
| 1978950000 | LL3R 5.00/42/90 3.2SN OR BX | B.39 |
| 1978970000 | LL3R 5.00/48/90 3.2SN OR BX | B.39 |
| 1978990000 | LL3R 5.00/54/90 3.2SN OR BX | B.39 |
| 1979010000 | LL3R 5.00/60/90 3.2SN OR BX | B.39 |
| 1979030000 | LL3R 5.00/66/90 3.2SN OR BX | B.39 |
| 1979050000 | LL3R 5.00/72/90 3.2SN OR BX | B.39 |
| 1979060000 | LL3R 5.08/12/90 3.2SN OR BX | B.41 |
| 1979080000 | LL3R 5.08/18/90 3.2SN OR BX | B.41 |
| 1979100000 | LL3R 5.08/24/90 3.2SN OR BX | B.41 |
| 1979120000 | LL3R 5.08/30/90 3.2SN OR BX | B.41 |
| 1979140000 | LL3R 5.08/36/90 3.2SN OR BX | B.41 |
| 1979160000 | LL3R 5.08/42/90 3.2SN OR BX | B.41 |
| 1979180000 | LL3R 5.08/48/90 3.2SN OR BX | B.41 |
| 1979200000 | LL3R 5.08/54/90 3.2SN OR BX | B.41 |
| 1979220000 | LL3R 5.08/60/90 3.2SN OR BX | B.41 |
| 1979240000 | LL3R 5.08/66/90 3.2SN OR BX | B.41 |
| 1979260000 | LL3R 5.08/72/90 3.2SN OR BX | B.41 |
| 1979270000 | BLF 5.00/02/90 SN BK BX | C.160 |
| 1979280000 | BLF 5.00/03/90 SN BK BX | C.160 |
| 1979290000 | BLF 5.00/04/90 SN BK BX | C.160 |
| 1979300000 | BLF 5.00/05/90 SN BK BX | C.160 |
| 1979310000 | BLF 5.00/06/90 SN BK BX | C.160 |
| 1979320000 | BLF 5.00/07/90 SN BK BX | C.160 |
| 1979330000 | BLF 5.00/08/90 SN BK BX | C.160 |
| 1979340000 | BLF 5.00/09/90 SN BK BX | C.160 |
| 1979350000 | BLF 5.00/10/90 SN BK BX | C.160 |
| 1979360000 | BLF 5.00/11/90 SN BK BX | C.160 |
| 1979370000 | BLF 5.00/12/90 SN BK BX | C.160 |
| 1979380000 | BLF 5.00/13/90 SN BK BX | C.160 |
| 1979390000 | BLF 5.00/14/90 SN BK BX | C.160 |
| 1979400000 | BLF 5.00/15/90 SN BK BX | C.160 |
| 1979410000 | BLF 5.00/16/90 SN BK BX | C.160 |
| 1979420000 | BLF 5.00/17/90 SN BK BX | C.160 |
| 1979430000 | BLF 5.00/18/90 SN BK BX | C.160 |
| 1979440000 | BLF 5.00/19/90 SN BK BX | C.160 |
| 1979450000 | BLF 5.00/20/90 SN BK BX | C.160 |
| 1979460000 | BLF 5.00/02/90F SN BK BX | C.161 |
| 1979470000 | BLF 5.00/03/90F SN BK BX | C.161 |
| 1979480000 | BLF 5.00/04/90F SN BK BX | C.161 |
| 1979490000 | BLF 5.00/05/90F SN BK BX | C.161 |
| 1979500000 | BLF 5.00/06/90F SN BK BX | C.161 |
| 1979510000 | BLF 5.00/07/90F SN BK BX | C.161 |
| 1979520000 | BLF 5.00/08/90F SN BK BX | C.161 |
| 1979530000 | BLF 5.00/09/90F SN BK BX | C.161 |
| 1979540000 | BLF 5.00/10/90F SN BK BX | C.161 |
| 1979550000 | BLF 5.00/11/90F SN BK BX | C.161 |
| 1979560000 | BLF 5.00/12/90F SN BK BX | C.161 |
| 1979570000 | BLF 5.00/13/90F SN BK BX | C.161 |
| 1979580000 | BLF 5.00/14/90F SN BK BX | C.161 |
| 1979590000 | BLF 5.00/15/90F SN BK BX | C.161 |
| 1979600000 | BLF 5.00/16/90F SN BK BX | C.161 |
| 1979610000 | BLF 5.00/17/90F SN BK BX | C.161 |
| 1979620000 | BLF 5.00/18/90F SN BK BX | C.161 |
| 1979630000 | BLF 5.00/19/90F SN BK BX | C.161 |
| 1979640000 | BLF 5.00/20/90F SN BK BX | C.161 |
| 1979720000 | SC 3.81 FLA 1.5/16 | D.9 |
| 1979730000 | SC 3.81 FLA 1.5/14.25 | D.9 |
| 1979740000 | SC 3.81 FLA 2.3/16 | D.9 |
| 1979750000 | SC 3.81 FLA 2.3/14.25 | D.9 |
| 1979790000 | BLF 5.00/02/90LR SN BK BX | C.161 |
| 1979800000 | BLF 5.00/03/90LR SN BK BX | C.161 |
| 1979810000 | BLF 5.00/04/90LR SN BK BX | C.161 |
| 1979820000 | BLF 5.00/05/90LR SN BK BX | C.161 |
| 1979830000 | BLF 5.00/06/90LR SN BK BX | C.161 |
| 1979840000 | BLF 5.00/07/90LR SN BK BX | C.161 |
| 1979850000 | BLF 5.00/08/90LR SN BK BX | C.161 |
| 1979860000 | BLF 5.00/09/90LR SN BK BX | C.161 |
| 1979870000 | BLF 5.00/10/90LR SN BK BX | C.161 |
| 1979880000 | BLF 5.00/11/90LR SN BK BX | C.161 |
| 1979890000 | BLF 5.00/12/90LR SN BK BX | C.161 |
| 1979900000 | BLF 5.00/13/90LR SN BK BX | C.161 |
| 1979910000 | BLF 5.00/14/90LR SN BK BX | C.161 |
| 1979920000 | BLF 5.00/15/90LR SN BK BX | C.161 |
| 1979930000 | BLF 5.00/16/90LR SN BK BX | C.161 |
| 1979940000 | BLF 5.00/17/90LR SN BK BX | C.161 |
| 1979950000 | BLF 5.00/18/90LR SN BK BX | C.161 |
| 1979960000 | BLF 5.00/19/90LR SN BK BX | C.161 |
| 1979970000 | BLF 5.00/20/90LR SN BK BX | C.161 |

# 1980000000

| Order No. | Type | Page |
|---|---|---|
| 1980170000 | BLF 5.00/02/90 SN OR BX | C.160 |
| 1980180000 | BLF 5.00/03/90 SN OR BX | C.160 |
| 1980190000 | BLF 5.00/04/90 SN OR BX | C.160 |
| 1980200000 | BLF 5.00/05/90 SN OR BX | C.160 |
| 1980210000 | BLF 5.00/06/90 SN OR BX | C.160 |
| 1980220000 | BLF 5.00/07/90 SN OR BX | C.160 |
| 1980230000 | BLF 5.00/08/90 SN OR BX | C.160 |
| 1980240000 | BLF 5.00/09/90 SN OR BX | C.160 |
| 1980250000 | BLF 5.00/10/90 SN OR BX | C.160 |
| 1980260000 | BLF 5.00/11/90 SN OR BX | C.160 |
| 1980270000 | BLF 5.00/12/90 SN OR BX | C.160 |
| 1980280000 | BLF 5.00/13/90 SN OR BX | C.160 |
| 1980290000 | BLF 5.00/14/90 SN OR BX | C.160 |
| 1980300000 | BLF 5.00/15/90 SN OR BX | C.160 |
| 1980310000 | BLF 5.00/16/90 SN OR BX | C.160 |
| 1980320000 | BLF 5.00/17/90 SN OR BX | C.160 |
| 1980330000 | BLF 5.00/18/90 SN OR BX | C.160 |
| 1980340000 | BLF 5.00/19/90 SN OR BX | C.160 |
| 1980360000 | BLF 5.00/20/90 SN OR BX | C.160 |
| 1980640000 | BLF 5.00/02/90F SN OR BX | C.161 |
| 1980650000 | BLF 5.00/03/90F SN OR BX | C.161 |
| 1980660000 | BLF 5.00/04/90F SN OR BX | C.161 |
| 1980670000 | BLF 5.00/05/90F SN OR BX | C.161 |
| 1980680000 | BLF 5.00/06/90F SN OR BX | C.161 |
| 1980690000 | BLF 5.00/07/90F SN OR BX | C.161 |
| 1980700000 | BLF 5.00/08/90F SN OR BX | C.161 |
| 1980710000 | BLF 5.00/09/90F SN OR BX | C.161 |
| 1980720000 | BLF 5.00/10/90F SN OR BX | C.161 |
| 1980730000 | BLF 5.00/11/90F SN OR BX | C.161 |
| 1980740000 | BLF 5.00/12/90F SN OR BX | C.161 |
| 1980750000 | BLF 5.00/13/90F SN OR BX | C.161 |
| 1980760000 | BLF 5.00/14/90F SN OR BX | C.161 |
| 1980780000 | BLF 5.00/15/90F SN OR BX | C.161 |
| 1980790000 | BLF 5.00/16/90F SN OR BX | C.161 |
| 1980800000 | BLF 5.00/17/90F SN OR BX | C.161 |
| 1980810000 | BLF 5.00/18/90F SN OR BX | C.161 |
| 1980820000 | BLF 5.00/19/90F SN OR BX | C.161 |
| 1980840000 | BLF 5.00/20/90F SN OR BX | C.161 |
| 1980870000 | BLF 5.00/02/90LR SN OR BX | C.161 |
| 1980880000 | BLF 5.00/03/90LR SN OR BX | C.161 |
| 1980890000 | BLF 5.00/04/90LR SN OR BX | C.161 |
| 1980900000 | BLF 5.00/05/90LR SN OR BX | C.161 |
| 1980910000 | BLF 5.00/06/90LR SN OR BX | C.161 |
| 1980920000 | BLF 5.00/07/90LR SN OR BX | C.161 |
| 1980930000 | BLF 5.00/08/90LR SN OR BX | C.161 |
| 1980940000 | BLF 5.00/09/90LR SN OR BX | C.161 |
| 1980950000 | BLF 5.00/10/90LR SN OR BX | C.161 |
| 1980960000 | BLF 5.00/11/90LR SN OR BX | C.161 |
| 1980970000 | BLF 5.00/12/90LR SN OR BX | C.161 |
| 1980980000 | BLF 5.00/13/90LR SN OR BX | C.161 |
| 1980990000 | BLF 5.00/14/90LR SN OR BX | C.161 |
| 1981000000 | BLF 5.00/15/90LR SN OR BX | C.161 |
| 1981010000 | BLF 5.00/16/90LR SN OR BX | C.161 |
| 1981020000 | BLF 5.00/17/90LR SN OR BX | C.161 |
| 1981030000 | BLF 5.00/18/90LR SN OR BX | C.161 |
| 1981040000 | BLF 5.00/19/90LR SN OR BX | C.161 |
| 1981050000 | BLF 5.00/20/90LR SN OR BX | C.161 |
| 1981930000 | BLF 5.08/02/270 SN BK BX | C.230 |
| 1981940000 | BLF 5.08/03/270 SN BK BX | C.230 |
| 1981950000 | BLF 5.08/04/270 SN BK BX | C.230 |
| 1981960000 | BLF 5.08/05/270 SN BK BX | C.230 |
| 1981970000 | BLF 5.08/06/270 SN BK BX | C.230 |
| 1981980000 | BLF 5.08/07/270 SN BK BX | C.230 |
| 1981990000 | BLF 5.08/08/270 SN BK BX | C.230 |
| 1982000000 | BLF 5.08/09/270 SN BK BX | C.230 |
| 1982010000 | BLF 5.08/10/270 SN BK BX | C.230 |
| 1982020000 | BLF 5.08/11/270 SN BK BX | C.230 |
| 1982030000 | BLF 5.08/12/270 SN BK BX | C.230 |
| 1982040000 | BLF 5.08/13/270 SN BK BX | C.230 |
| 1982050000 | BLF 5.08/14/270 SN BK BX | C.230 |
| 1982060000 | BLF 5.08/15/270 SN BK BX | C.230 |
| 1982070000 | BLF 5.08/16/270 SN BK BX | C.230 |
| 1982080000 | BLF 5.08/17/270 SN BK BX | C.230 |
| 1982090000 | BLF 5.08/18/270 SN BK BX | C.230 |
| 1982100000 | BLF 5.08/19/270 SN BK BX | C.230 |
| 1982110000 | BLF 5.08/20/270 SN BK BX | C.230 |
| 1982120000 | BLF 5.08/02/270F SN BK BX | C.231 |
| 1982130000 | BLF 5.08/03/270F SN BK BX | C.231 |
| 1982140000 | BLF 5.08/04/270F SN BK BX | C.231 |
| 1982150000 | BLF 5.08/05/270F SN BK BX | C.231 |
| 1982160000 | BLF 5.08/06/270F SN BK BX | C.231 |
| 1982170000 | BLF 5.08/07/270F SN BK BX | C.231 |
| 1982180000 | BLF 5.08/08/270F SN BK BX | C.231 |
| 1982190000 | BLF 5.08/09/270F SN BK BX | C.231 |
| 1982200000 | BLF 5.08/10/270F SN BK BX | C.231 |
| 1982210000 | BLF 5.08/11/270F SN BK BX | C.231 |
| 1982220000 | BLF 5.08/12/270F SN BK BX | C.231 |
| 1982230000 | BLF 5.08/13/270F SN BK BX | C.231 |
| 1982240000 | BLF 5.08/14/270F SN BK BX | C.231 |
| 1982250000 | BLF 5.08/15/270F SN BK BX | C.231 |
| 1982260000 | BLF 5.08/16/270F SN BK BX | C.231 |
| 1982270000 | BLF 5.08/17/270F SN BK BX | C.231 |
| 1982280000 | BLF 5.08/18/270F SN BK BX | C.231 |
| 1982290000 | BLF 5.08/19/270F SN BK BX | C.231 |
| 1982300000 | BLF 5.08/20/270F SN BK BX | C.231 |
| 1982310000 | BLF 5.08/02/270LR SN BK BX | C.231 |
| 1982320000 | BLF 5.08/03/270LR SN BK BX | C.231 |
| 1982330000 | BLF 5.08/04/270LR SN BK BX | C.231 |
| 1982340000 | BLF 5.08/05/270LR SN BK BX | C.231 |
| 1982350000 | BLF 5.08/06/270LR SN BK BX | C.231 |
| 1982360000 | BLF 5.08/07/270LR SN BK BX | C.231 |
| 1982370000 | BLF 5.08/08/270LR SN BK BX | C.231 |
| 1982380000 | BLF 5.08/09/270LR SN BK BX | C.231 |
| 1982390000 | BLF 5.08/10/270LR SN BK BX | C.231 |
| 1982400000 | BLF 5.08/11/270LR SN BK BX | C.231 |
| 1982410000 | BLF 5.08/12/270LR SN BK BX | C.231 |
| 1982420000 | BLF 5.08/13/270LR SN BK BX | C.231 |
| 1982430000 | BLF 5.08/14/270LR SN BK BX | C.231 |
| 1982440000 | BLF 5.08/15/270LR SN BK BX | C.231 |
| 1982450000 | BLF 5.08/16/270LR SN BK BX | C.231 |
| 1982460000 | BLF 5.08/17/270LR SN BK BX | C.231 |
| 1982470000 | BLF 5.08/18/270LR SN BK BX | C.231 |
| 1982480000 | BLF 5.08/19/270LR SN BK BX | C.231 |
| 1982490000 | BLF 5.08/20/270LR SN BK BX | C.231 |
| 1982700000 | BLF 5.08/02/270 SN OR BX | C.230 |
| 1982710000 | BLF 5.08/03/270 SN OR BX | C.230 |
| 1982720000 | BLF 5.08/04/270 SN OR BX | C.230 |
| 1982730000 | BLF 5.08/05/270 SN OR BX | C.230 |
| 1982740000 | BLF 5.08/06/270 SN OR BX | C.230 |
| 1982750000 | BLF 5.08/07/270 SN OR BX | C.230 |
| 1982760000 | BLF 5.08/08/270 SN OR BX | C.230 |
| 1982770000 | BLF 5.08/09/270 SN OR BX | C.230 |
| 1982780000 | BLF 5.08/10/270 SN OR BX | C.230 |
| 1982790000 | BLF 5.08/11/270 SN OR BX | C.230 |
| 1982800000 | BLF 5.08/12/270 SN OR BX | C.230 |
| 1982810000 | BLF 5.08/13/270 SN OR BX | C.230 |
| 1982820000 | BLF 5.08/14/270 SN OR BX | C.230 |
| 1982830000 | BLF 5.08/15/270 SN OR BX | C.230 |
| 1982840000 | BLF 5.08/16/270 SN OR BX | C.230 |
| 1982850000 | BLF 5.08/17/270 SN OR BX | C.230 |
| 1982860000 | BLF 5.08/18/270 SN OR BX | C.230 |
| 1982870000 | BLF 5.08/19/270 SN OR BX | C.230 |
| 1982880000 | BLF 5.08/20/270 SN OR BX | C.230 |
| 1982890000 | BLF 5.08/02/270F SN OR BX | C.231 |
| 1982900000 | BLF 5.08/03/270F SN OR BX | C.231 |
| 1982910000 | BLF 5.08/04/270F SN OR BX | C.231 |
| 1982920000 | BLF 5.08/05/270F SN OR BX | C.231 |
| 1982930000 | BLF 5.08/06/270F SN OR BX | C.231 |
| 1982940000 | BLF 5.08/07/270F SN OR BX | C.231 |
| 1982950000 | BLF 5.08/08/270F SN OR BX | C.231 |
| 1982960000 | BLF 5.08/09/270F SN OR BX | C.231 |
| 1982970000 | BLF 5.08/10/270F SN OR BX | C.231 |
| 1982980000 | BLF 5.08/11/270F SN OR BX | C.231 |
| 1982990000 | BLF 5.08/12/270F SN OR BX | C.231 |
| 1983000000 | BLF 5.08/13/270F SN OR BX | C.231 |
| 1983010000 | BLF 5.08/14/270F SN OR BX | C.231 |
| 1983020000 | BLF 5.08/15/270F SN OR BX | C.231 |
| 1983030000 | BLF 5.08/16/270F SN OR BX | C.231 |
| 1983040000 | BLF 5.08/17/270F SN OR BX | C.231 |
| 1983050000 | BLF 5.08/18/270F SN OR BX | C.231 |
| 1983060000 | BLF 5.08/19/270F SN OR BX | C.231 |
| 1983070000 | BLF 5.08/20/270F SN OR BX | C.231 |
| 1983080000 | BLF 5.08/02/270LR SN OR BX | C.231 |
| 1983090000 | BLF 5.08/03/270LR SN OR BX | C.231 |
| 1983100000 | BLF 5.08/04/270LR SN OR BX | C.231 |
| 1983110000 | BLF 5.08/05/270LR SN OR BX | C.231 |
| 1983120000 | BLF 5.08/06/270LR SN OR BX | C.231 |
| 1983130000 | BLF 5.08/07/270LR SN OR BX | C.231 |
| 1983140000 | BLF 5.08/08/270LR SN OR BX | C.231 |
| 1983150000 | BLF 5.08/09/270LR SN OR BX | C.231 |
| 1983160000 | BLF 5.08/10/270LR SN OR BX | C.231 |
| 1983170000 | BLF 5.08/11/270LR SN OR BX | C.231 |
| 1983180000 | BLF 5.08/12/270LR SN OR BX | C.231 |
| 1983190000 | BLF 5.08/13/270LR SN OR BX | C.231 |
| 1983200000 | BLF 5.08/14/270LR SN OR BX | C.231 |
| 1983210000 | BLF 5.08/15/270LR SN OR BX | C.231 |
| 1983220000 | BLF 5.08/16/270LR SN OR BX | C.231 |
| 1983230000 | BLF 5.08/17/270LR SN OR BX | C.231 |
| 1983240000 | BLF 5.08/18/270LR SN OR BX | C.231 |
| 1983250000 | BLF 5.08/19/270LR SN OR BX | C.231 |
| 1983260000 | BLF 5.08/20/270LR SN OR BX | C.231 |

# 2220000000

| | | |
|---|---|---|
| 2224040000 | KOPL MCZ1.5 | I.47 |
| 2224220000 | GH MCZ1.5 | I.47 |
| 2224240000 | RA MCZ1.5 | I.47 |
| 2224380000 | SMSE LN FE MCZ 1.5 | I.47 |
| 2224390000 | SMSE KU FE MCZ 1.5 | I.47 |

# 2270000000

| | | |
|---|---|---|
| 2277000000 | SMSE2 ZF MSD | I.46 |
| 2277700000 | EBGH MSA ZB | I.46 |
| 2277710000 | EBGH MSA ZF | I.46 |
| 2279280000 | GHDE MSA ZB FR 12 | I.46 |
| 2279300000 | GHDE MSA ZF | I.46 |
| 2279350000 | SMSE FE MSA | I.46 |





«ЭЛЕКТРО-ПРОФИ» - http://www.ep.ru

| Order No. | Type | Page |
|---|---|---|
| **2310000000** | | |
| 2312290000 | GH MCZUE1.5/UE | I.47 |
| **2410000000** | | |
| 2418580000 | LHZ-SMT L 1.5SN BK RL | I.26 |
| 2418590000 | LHZ-SMT R 1.5SN BK RL | I.26 |
| 2418600000 | CH20M6 BP 4P-4P BK | I.14 |
| 2418610000 | CH20M6 BC 4P-4P BK | I.14 |
| 2418620000 | CH20M6 C BK | I.15 |
| 2418630000 | CH20M22 B BK/BK | I.20 |
| 2418640000 | CH20M22 F BK | I.21 |
| 2418650000 | CH20M22 S PPSC BK | I.20 |
| 2418670000 | CH20M22 C BK | I.21 |
| **4010000000** | | |
| 4010870000 | PF RS 100 GR 2000MM A.1 | I.56 |
| 4011200000 | LKSC M2,9x13VZ | I.52 |
| 4011200000 | LKSC M2,9x13VZ | I.54 |
| 4011200000 | LKSC M2,9x13VZ | I.55 |
| 4019420000 | PTSC KB40X14 | I.56 |
| **4020000000** | | |
| 4027750000 | PF RS 45 GR 2000 | I.52 |
| **4050000000** | | |
| 4051810000 | PF RS 90 GR 2000MM | I.55 |
| 4053240000 | PF RS 90 OR 2000MM | I.55 |
| **4060000000** | | |
| 4060540000 | SMSE 1 MSD ZB | I.46 |
| **4070000000** | | |
| 4074640000 | WB L PCB SAMPLE | I.41 |
| 4074820000 | WB S PCB SAMPLE | I.40 |
| **4140000000** | | |
| 4144870000 | PF RS 100 OR 2000MM A.1 | I.56 |
| 4148400000 | PF RS 100 OR 155 MM A.1 | I.56 |
| **4150000000** | | |
| 4157440000 | PF RS 80 OR 2000MM | I.54 |
| **4160000000** | | |
| 4167150000 | ADP 5 | I.54 |
| 4167160000 | ADP 6 | I.54 |
| 4169320000 | ADP 10 | I.56 |
| 4169330000 | ADP 11 | I.56 |
| **4180000000** | | |
| 4183130000 | PF RS 80 GR 2000MM | I.54 |
| **4280000000** | | |
| 4286620000 | SMSE MSA ZB | I.46 |
| **4340000000** | | |
| 4340430000 | PF RS 45 OR 2000 | I.52 |
| **8140000000** | | |
| 8140860000 | AP 45/RE DI | I.52 |
| 8140870000 | AP 45/LI DI | I.52 |
| 8140880000 | PF RS 45 GR 1000 | I.52 |
| 8143900000 | AP 45/RE | I.52 |
| 8143910000 | AP 45/LI | I.52 |
| **8150000000** | | |
| 8156200000 | AP RF80 RE | I.54 |
| 8156210000 | AP RF80 LI | I.54 |
| **8320000000** | | |
| 8320300000 | AP 80 | I.54 |
| **8380000000** | | |
| 8389030000 | AP MCZ1.5 | I.47 |
| **8420000000** | | |
| 8426470000 | WAVEBOX L 22.5 | I.41 |
| 8426470000 | WAVEBOX L 22.5 | I.42 |
| 8426480000 | WAVEBOX L 22.5 QV | I.41 |
| 8426480000 | WAVEBOX L 22.5 QV | I.42 |
| 8426490000 | TOP UNIT L 22.5 | I.41 |
| 8426530000 | WAVEBOX L 12.5 | I.38 |
| 8426530000 | WAVEBOX L 12.5 | I.40 |
| 8426540000 | WAVEBOX L 12.5 QV | I.38 |
| 8426540000 | WAVEBOX L 12.5 QV | I.40 |
| 8426550000 | TOP UNIT L 12.5 | I.38 |
| 8426550000 | TOP UNIT L 12.5 | I.40 |
| 8426560000 | WAVEBOX L 17.5 | I.39 |
| 8426570000 | WAVEBOX L 17.5 QV | I.39 |
| 8426580000 | TOP UNIT L 17.5 | I.39 |
| 8426620000 | SLEH 5.08/3 RE22.5 2.4 SN OR BX | I.40 |
| 8426620000 | SLEH 5.08/3 RE22.5 2.4 SN OR BX | I.41 |
| 8426620000 | SLEH 5.08/3 RE22.5 2.4 SN OR BX | I.42 |
| 8426620000 | SLEH 5.08/3 RE22.5 2.4 SN OR BX | I.43 |
| 8426630000 | SLEH 5.08/3 LI22.5 2.4 SN OR BX | I.40 |
| 8426630000 | SLEH 5.08/3 LI22.5 2.4 SN OR BX | I.41 |
| 8426630000 | SLEH 5.08/3 LI22.5 2.4 SN OR BX | I.42 |
| 8426630000 | SLEH 5.08/3 LI22.5 2.4 SN OR BX | I.43 |
| 8427390000 | SLEH 5.08/2 RE12.5 2.4 SN OR BX | I.38 |
| 8427400000 | SLEH 5.08/2 LI12.5 2.4 SN OR BX | I.38 |
| 8428120000 | CAP WAVEBOX L22,5/17,5 | I.39 |
| 8428120000 | CAP WAVEBOX L22,5/17,5 | I.40 |
| 8428120000 | CAP WAVEBOX L22,5/17,5 | I.41 |
| 8428120000 | CAP WAVEBOX L22,5/17,5 | I.42 |
| 8428120000 | CAP WAVEBOX L22,5/17,5 | I.43 |
| 8428130000 | CAP 2 WAVEBOX 12,5 | I.38 |
| **8440000000** | | |
| 8449220000 | SLEH 5.08/3 RE17.5 2.4 SN BE BX | I.39 |
| 8449230000 | SLEH 5.08/3 LI17.5 2.4 SN BE BX | I.39 |
| **8850000000** | | |
| 8857560000 | MCZ 5 | I.47 |
| **9000000000** | | |
| 9004530000 | DW RSV 1.6 | D.21 |
| 9008320000 | SD 0,5x3,0x80 | D.22 |
| 9008320000 | SD 0,5x3,0x80 | H.5 |
| 9008320000 | SD 0,5x3,0x80 | J.3 |
| 9008330000 | SD 0,6x3,5x100 | D.22 |
| 9008330000 | SD 0,6x3,5x100 | H.5 |
| 9008330000 | SD 0,6x3,5x100 | J.3 |
| 9008340000 | SD 0,8x4,0x100 | D.22 |
| 9008340000 | SD 0,8x4,0x100 | H.5 |
| 9008340000 | SD 0,8x4,0x100 | J.3 |
| 9008350000 | SD 1,0x5,5x150 | D.22 |
| 9008350000 | SD 1,0x5,5x150 | H.5 |
| 9008350000 | SD 1,0x5,5x150 | J.3 |
| 9008370000 | SDI 0,4x2,5x75 | D.22 |
| 9008370000 | SDI 0,4x2,5x75 | H.5 |
| 9008370000 | SDI 0,4x2,5x75 | J.3 |
| 9008380000 | SDI 0,5x3,0x100 | D.22 |
| 9008380000 | SDI 0,5x3,0x100 | H.5 |
| 9008380000 | SDI 0,5x3,0x100 | J.3 |
| 9008390000 | SDI 0,6x3,5x100 | D.22 |
| 9008390000 | SDI 0,6x3,5x100 | H.5 |
| 9008390000 | SDI 0,6x3,5x100 | J.3 |
| 9008400000 | SDI 0,8x4,0x100 | D.22 |
| 9008400000 | SDI 0,8x4,0x100 | H.5 |
| 9008400000 | SDI 0,8x4,0x100 | J.3 |
| 9008410000 | SDI 1,0x5,5x125 | D.22 |
| 9008410000 | SDI 1,0x5,5x125 | H.5 |
| 9008410000 | SDI 1,0x5,5x125 | J.3 |
| 9008420000 | SDI 1,2x6,5x150 | D.22 |
| 9008420000 | SDI 1,2x6,5x150 | H.5 |
| 9008420000 | SDI 1,2x6,5x150 | J.3 |
| 9008430000 | SDI 1,6x8,0x175 | D.22 |
| 9008430000 | SDI 1,6x8,0x175 | H.5 |
| 9008430000 | SDI 1,6x8,0x175 | J.3 |
| 9008470000 | SDK PH0 | D.22 |
| 9008470000 | SDK PH0 | H.5 |
| 9008470000 | SDK PH0 | J.3 |
| 9008480000 | SDK PH1 | D.22 |
| 9008480000 | SDK PH1 | H.5 |
| 9008480000 | SDK PH1 | J.3 |
| 9008490000 | SDK PH2 | D.22 |
| 9008490000 | SDK PH2 | H.5 |
| 9008490000 | SDK PH2 | J.3 |
| 9008500000 | SDK PH3 | D.22 |
| 9008500000 | SDK PH3 | H.5 |
| 9008500000 | SDK PH3 | J.3 |
| 9008520000 | SDK PZ0 | D.22 |
| 9008520000 | SDK PZ0 | H.5 |
| 9008520000 | SDK PZ0 | J.3 |
| 9008530000 | SDK PZ1 | D.22 |
| 9008530000 | SDK PZ1 | H.5 |
| 9008530000 | SDK PZ1 | J.3 |
| 9008540000 | SDK PZ2 | D.22 |
| 9008540000 | SDK PZ2 | H.5 |
| 9008540000 | SDK PZ2 | J.3 |
| 9008550000 | SDK PZ3 | D.22 |
| 9008550000 | SDK PZ3 | H.5 |
| 9008550000 | SDK PZ3 | J.3 |
| 9008910000 | SDI 1,0x4,5x125 | D.22 |
| 9008910000 | SDI 1,0x4,5x125 | H.5 |
| 9008910000 | SDI 1,0x4,5x125 | J.3 |
| 9009010000 | SD 1,2x6,5x150 | D.22 |
| 9009010000 | SD 1,2x6,5x150 | H.5 |
| 9009010000 | SD 1,2x6,5x150 | J.3 |
| 9009020000 | SD 0,8x4,5x125 | D.22 |
| 9009020000 | SD 0,8x4,5x125 | H.5 |
| 9009020000 | SD 0,8x4,5x125 | J.3 |
| 9009030000 | SD 0,4x2,5x75 | D.22 |
| 9009030000 | SD 0,4x2,5x75 | H.5 |
| 9009030000 | SD 0,4x2,5x75 | J.3 |
| **9010000000** | | |
| 9013090000 | HTF 28 | D.20 |
| 9013400000 | HTF 63 | D.20 |
| 9013550000 | HTF RSV 12 | D.20 |
| 9013560000 | HTF RSV 16 WI | D.20 |
| 9014140000 | HTF DFF | D.20 |
| **9990000000** | | |
| 9994130000 | LM 5.08/04/90 3.5SN OR BX | B.16 |
| 9994140000 | LM 5.08/05/90 3.5SN OR BX | B.16 |
| 9994150000 | LM 5.08/06/90 3.5SN OR BX | B.16 |
| 9994160000 | LM 5.08/07/90 3.5SN OR BX | B.16 |
| 9994170000 | LM 5.08/08/90 3.5SN OR BX | B.16 |
| 9994180000 | LM 5.08/09/90 3.5SN OR BX | B.16 |
| 9994190000 | LM 5.08/10/90 3.5SN OR BX | B.16 |
| 9994200000 | LM 5.08/11/90 3.5SN OR BX | B.16 |
| 9994210000 | LM 5.08/12/90 3.5SN OR BX | B.16 |
| 9994220000 | LM 5.08/13/90 3.5SN OR BX | B.16 |
| 9994230000 | LM 5.08/14/90 3.5SN OR BX | B.16 |
| 9994240000 | LM 5.08/15/90 3.5SN OR BX | B.16 |
| 9994250000 | LM 5.08/16/90 3.5SN OR BX | B.16 |
| 9994260000 | LM 5.08/17/90 3.5SN OR BX | B.16 |
| 9994270000 | LM 5.08/18/90 3.5SN OR BX | B.16 |
| 9994280000 | LM 5.08/19/90 3.5SN OR BX | B.16 |
| 9994290000 | LM 5.08/20/90 3.5SN OR BX | B.16 |
| 9994300000 | LM 5.08/21/90 3.5SN OR BX | B.16 |
| 9994310000 | LM 5.08/22/90 3.5SN OR BX | B.16 |
| 9994320000 | LM 5.08/23/90 3.5SN OR BX | B.16 |
| 9994330000 | LM 5.08/24/90 3.5SN OR BX | B.16 |
| 9994550000 | LM 5.08/04/135 3.5SN OR BX | B.17 |
| 9994560000 | LM 5.08/05/135 3.5SN OR BX | B.17 |
| 9994570000 | LM 5.08/06/135 3.5SN OR BX | B.17 |
| 9994580000 | LM 5.08/07/135 3.5SN OR BX | B.17 |
| 9994590000 | LM 5.08/08/135 3.5SN OR BX | B.17 |
| 9994600000 | LM 5.08/09/135 3.5SN OR BX | B.17 |
| 9994610000 | LM 5.08/10/135 3.5SN OR BX | B.17 |
| 9994620000 | LM 5.08/11/135 3.5SN OR BX | B.17 |
| 9994630000 | LM 5.08/12/135 3.5SN OR BX | B.17 |
| 9994640000 | LM 5.08/13/135 3.5SN OR BX | B.17 |
| 9994650000 | LM 5.08/14/135 3.5SN OR BX | B.17 |
| 9994660000 | LM 5.08/15/135 3.5SN OR BX | B.17 |
| 9994670000 | LM 5.08/16/135 3.5SN OR BX | B.17 |
| 9994680000 | LM 5.08/17/135 3.5SN OR BX | B.17 |
| 9994690000 | LM 5.08/18/135 3.5SN OR BX | B.17 |
| 9994700000 | LM 5.08/19/135 3.5SN OR BX | B.17 |
| 9994710000 | LM 5.08/20/135 3.5SN OR BX | B.17 |
| 9994720000 | LM 5.08/21/135 3.5SN OR BX | B.17 |
| 9994730000 | LM 5.08/22/135 3.5SN OR BX | B.17 |
| 9994740000 | LM 5.08/23/135 3.5SN OR BX | B.17 |
| 9994750000 | LM 5.08/24/135 3.5SN OR BX | B.17 |
| 9994970000 | LM 5.08/04/180 3.5SN OR BX | B.17 |
| 9994980000 | LM 5.08/05/180 3.5SN OR BX | B.17 |
| 9994990000 | LM 5.08/06/180 3.5SN OR BX | B.17 |
| 9995000000 | LM 5.08/07/180 3.5SN OR BX | B.17 |
| 9995010000 | LM 5.08/08/180 3.5SN OR BX | B.17 |
| 9995020000 | LM 5.08/09/180 3.5SN OR BX | B.17 |
| 9995030000 | LM 5.08/10/180 3.5SN OR BX | B.17 |
| 9995040000 | LM 5.08/11/180 3.5SN OR BX | B.17 |
| 9995050000 | LM 5.08/12/180 3.5SN OR BX | B.17 |
| 9995060000 | LM 5.08/13/180 3.5SN OR BX | B.17 |
| 9995070000 | LM 5.08/14/180 3.5SN OR BX | B.17 |
| 9995080000 | LM 5.08/15/180 3.5SN OR BX | B.17 |
| 9995090000 | LM 5.08/16/180 3.5SN OR BX | B.17 |
| 9995100000 | LM 5.08/17/180 3.5SN OR BX | B.17 |
| 9995110000 | LM 5.08/18/180 3.5SN OR BX | B.17 |
| 9995120000 | LM 5.08/19/180 3.5SN OR BX | B.17 |
| 9995130000 | LM 5.08/20/180 3.5SN OR BX | B.17 |
| 9995140000 | LM 5.08/21/180 3.5SN OR BX | B.17 |
| 9995150000 | LM 5.08/22/180 3.5SN OR BX | B.17 |
| 9995210000 | LM 5.08/23/180 3.5SN OR BX | B.17 |
| 9995220000 | LM 5.08/24/180 3.5SN OR BX | B.17 |






«ЭЛЕКТРО-ПРОФИ» - http://www.ep.ru

«ЭЛЕКТРО-ПРОФИ» - http://www.ep.ru

«ЭЛЕКТРО-ПРОФИ» - http://www.ep.ru

«ЭЛЕКТРО-ПРОФИ» - http://www.ep.ru

# Addresses worldwide

**AE** **United Arab Emirates**
Weidmuller Middle East FZE
P.O. Box 8591
SAIF-Zone
Sharjah – U. A. E.
Phone +971 6 5572723
Fax +971 6 5572724
wme.info@weidmueller.com

**AR** **Argentina**
CPI SA
Bauness 2660
1431 Buenos Aires
Phone +54 11 45238008
Fax + 54 11 45220546
info@cpi.com.ar
www.cpi.com.ar

**AT** **Austria**
Weidmüller GmbH.
Industriezentrum Nö Süd
Straße 2, Objekt M2
2355 Wiener Neudorf
Phone +43 2236 6708-0
Fax +43 2236 6708-199
office.at@weidmueller.com

**AU** **Australia**
Weidmüller Pty. Ltd.
P.O.Box 6944
Huntingwood Drive 43
Huntingwood,
NSW, 2148
Phone +61 2 9671-9999
Fax +61 2 9671-9911
info@weidmueller.com.au
www.weidmueller.com.au

**AZ** **Azerbaijan**
West Industries Ltd.
Caspian Plaza, 5-th Floor
44 J. Jabbarly Str., Baku
Phone +99412 499 15 15
Fax +99412 499 14 93
sales@west-i.com

**BA** **Bosnia and Herzegovina**
BH ES ELEKTROSISTEM d.o.o.
Bul. Vojvode S.
Stepanovica kod br. 272
78000 BiH - Banja Luka
Phone +387 51 420-340
Fax +387 51 420-341
elsist@inecco.net
www.elektrosistem.ba

**BE** **Belgium**
Weidmüller Benelux B.V.
Mechelsesteenweg 519 bus 6 en 7
1930 Nossegem
Phone +32 2 752 4070
Fax +32 2 751 3606
info@weidmueller.be
www.weidmueller.be

**BG** **Bulgaria**
Weid-Bul EOOD
1756 Sofia
13, bul. "Kliment Ohridski"
Phone +359 2 9632560
Fax +359 2 9631098
weidbul@nat.bg
www.weidbul.com

**BH** **Bahrain**
Khayber Trading Company
P.O. Box 1976 Manama,
Phone +973 720747
Fax +973 720331
khayber@batelco.com.bh

**BR** **Brazil**
Conexel Conexoes Elétricas Ltda.
Rua Garcia Lorca, 176
09695-900, Sao Paulo SP
Phone +55 11 43669600
Fax +55 11 43621677
vendas@conexel.com.br
www.conexel.com.br

**BY** **Belarus**
TECHNIKON Ltd.
Oktyabrskaya Str. 16/5
Apt. 704, Minsk 220801
Phone +375 17 2275830
Fax +375 17 2275830
technikon@belsonet.net

**CA** **Canada**
W Interconnections CANADA Ltd.
10 Spy Court, Markham,
Ontario L3 R5 H6
Phone +1 905 475-1507
Fax +1 905 475-2798
info1@weidmuller.ca
www.weidmuller.ca

**CH** **Switzerland**
Weidmüller Schweiz AG
Rundbuckstraße 2
8212 Neuhausen am Rheinfall
Phone +41 52 6740707
Fax +41 52 6740708
info@weidmueller.ch
www.weidmueller.ch

**CL** **Chile**
Felipe Bahamondes S.A./ATS AGRO
Maria Luisa Santander 0475
Casilla 3425
Santiago
Phone +56 2 341-1271
Fax +56 2 341-1275
felipe@atsintech.com

**CN** **China**
Weidmüller Interface International
Trading (Shanghai) Co., Ltd.
25F, BM Intercontinental Business
Center,
100 Yutong Road,Shanghai 200070
P.R. China
Phone +86 21 22195008
Fax +86 21 22195009
www.cnweidmuller.com

**CO** **Colombia**
Automatización Avanzada S. A.
Carrera 97 No.24c, 23 B4
4 Bogotá D. C.
Phone +57 1 5478510
Fax +57 1 4223044
comercial@
automatizacionavanzada.com
www.automatizacionavanzada.com

**CR** **Costa Rica**
ELVATRON S.A.
la Uruca 400 Norte
Banco Costa Rica
San José Costa Rica
Phone +506 2 961060
Fax +506 5 200609
dirk.haase@elvatron.com
www.elvatron.com

**CZ** **Czech Republic**
Weidmüller s. r. o.
Lomnického 5/1705
14000 Praha 4
Phone +420 2 44001400
Fax +420 2 44001499
office@weidmueller.cz
www.weidmueller.cz

**DE** **Germany**
Weidmüller GmbH & Co. KG
P.O. Box 3054
32720 Detmold
Ohmstraße 9
32758 Detmold
Phone +49 5231 1428-0
Fax +49 5231 1428-116
weidmueller@weidmueller.de
www.weidmueller.de

**DK** **Denmark**
Wexøe A/S
Lejrvej 31
3500 Vaerloese
Phone +45 45465800
Fax +45 45465801
wexoe@wexoe.dk
www.wexoe.dk

**EC** **Ecuador**
Elsystec S. A. Electricidad
Sistemas y Tecnología
Vasco de Contreras N35-25
y Mañosca, Quito
Phone +593 2 2456510
Fax+593 2 2456755
Elsystec@uio.satnet.net

**EE** **Estonia**
Soots Interface OÜ
Pärnu mnt 142
11317 Tallinn
Phone +372 5296177
Fax +372 6096933
info@sootsinterface.ee
www.sootsinterface.ee

**EG** **Egypt**
Standard Electric (OMEGA)
87, Mohamed Farid Street
Heliopolis, Cairo
Phone +20 26422977
Fax +20 26422955
stdelec@rite.com

**ES** **Spain**
Weidmüller S. A.
Narcis Monturiol 11-13
Pol. Ind. Sudoeste
08960 Sant Just Desvern
Barcelona
Phone +34 93 4803386
Fax +34 93 3718055
weidmuller@weidmuller.es
www.weidmuller.es

**FI** **Finland**
JUHA-ELEKTRO OY
P. O. Box 57, 641 Helsinki
Kylvöpolku 6, 680 Helsinki
Phone +358 10 8328 100
Fax +358 10 8328 109
info@juha-elektro.fi
www.juha-elektro.fi

**FR** **France**
Weidmüller E. U. R. L.
12, Chaussée Jules César
B.P. 263 Osny
95523 Cergy Pontoise Cedex
Phone +33 1 34245500
Fax +33 1 34245501
mail@weidmuller.fr

**GB** **Great Britain**
Weidmüller Ltd.
1 Abbey Wood Road
Kings, West Malling
ME19 4YT
Phone +44 1732 877000
Fax +44 1732 874296
marketing@weidmuller.co.uk

**GR** **Greece**
Electrorama S.A.
1 An. Martali Str.
41335 Larissa
Phone +30 2410 552533188
Fax +30 2410 283463189
valvizos@electrorama.com.gr

**Greece**
GA Contact Solutions
11, Ippokratous Str.
14452 Metamorfosi Attika
Phone +30 210 2823233
Fax +30 210 2823233
gasaless@gmail.com

**HK** **Hong Kong**
United Equity Limited
Suite B, 11/F International Industrial
Centre
2-8 Kwei Tei Street, Fotan, Shatin
Phone +852 26876739
Fax +852 26876735
united_equity@sinatown.com

**HR** **Croatia**
Elektro Partner d.o.o.
Slavonska Avenija 24/6
10000 Zagreb
Phone +385 1 6184793
Fax +385 1 6184795
elektropartner@zg.t-com.hr

**HU** **Hungary**
Weidmüller Kft
Gubacsi út 6
1097 Budapest
Phone +36 1 3827700
Fax +36 1 3827701
info@weidmueller.hu

**ID** **Indonesia**
PT. Nego Electrindo
Ruko Mega Grosir Cempaka Mas,
Blok I No 20 – 22
Jl. Let.Jend. Suprato –
Jakarta 10640
Phone +62 21 42882255
Fax +62 21 42882266
sales@negoelectrindo.co.id

**IE** **Ireland**
Please contact Weidmüller Ltd. in
Great Britain

**IL** **Israel**
A.U.Shay Ltd.
P.O. Box 10049
Embar Street 23/25
Petch-Tikwa 49222
Phone +972 3 9233601
Fax +972 3 9234601

**Israel**
ATEKA Ltd.
23 Hayetzira St.
Kiryat Aryeh
49130 Petach-Tikva, Israel
Phone +972 3 9392344
Fax +972 3 9243273
marketing@ateka.co.il
www.ateka.co.il

**IN** **India**
Weidmuller Electronics India Pvt. Ltd
Plot # 32, 3rd Floor, North Court
Lane North Avenue, Opp Jogger's Park
Kalyani Nagar, Maharastra
411006 Pune
Phone +91 9049800960
Nitish.Rajan@weidmueller.de

**IR** **Iran**
Tamin Ehtiajat Fani Tehran (TAF Co.)
72, Iranshahr Ave.(Unit # 5)
15816 Tehran
Phone +98 21 8831-7851
Fax +98 21 8882-0268
tafco@safineh.net

**IS** **Iceland**
Samey Automation Center
Lyngas 13, 210 Garoabaer,
Phone +354 510 5200
Fax +354 510 5201
samey@samey.is

**IT** **Italy**
Weidmüller S.R.L.
Via Albert Einstein 4
20092 Cinisello Balsamo
Milano
Phone +39 02 660681
Fax +39 02 6124945
weidmuller@weidmuller.it
www.weidmuller.it

**JO** **Jordan**
HORIZONS
P.O.Box: 330607
Amman Jordan 11133
Phone +962 6 4882114
Fax +962 6 4882115
horizons@go.com.jo

**JP** **Japan**
Nihon Weidmüller Co. Ltd.
Sphere Tower Tennoz,
2-2-8 Higashi-Shinagawa,
Shinagawa-Ku, Tokyo 140-0002
Phone +81 3 6711-5300
Fax +81 3 6711-5333
www.weidmuller.co.jp

**KR** **Korea**
Weidmüller Korea Co., Ltd.
6floor, Sukyoung building, 242-54
Nonhyun-dong, Kangnam-Gu
Seoul, Korea
Zip: 135-830
Phone +82 2 5160003
Fax +82 2 5160090
info@weidmuller.co.kr

**KW** **Kuwait**
KANA CONTROLS General
Trading & Cont. CO. W.L.L.
Al Rai Industrial Area,
Plot 28-30, St. 31
P.O.Box: 25593
Safat, 13016
Phone +966-474 1373/4
Fax +966-474 1537
info@kanacontrols.com



«ЭЛЕКТРО-ПРОФИ» - http://www.ep.ru

**LB Lebanon**
Progress Engineering & Trading Enterprises
Al Nahr Street
Beirut
Phone +961 1 444664
Fax +961 1 561880
progress@inco.com.lb

**LT Lithuania**
ELEKTROS IRANGA
Tinklu g.29a, 5319 Panevezys
Phone +370 45582828
Fax +370 45582727
info@eliranga.lt

**LU Luxembourg**
Please contact Weidmüller Benelux B.V. in the Netherlands

**LV Latvia**
SIA "ABI4"
56A Daugavgrivas str.
1007 Riga
Phone +371 67470999
Fax +371 67465637
abi_4@tvnet.lv

**MD Moldova**
BERHORD A&D srl
44, srt. Sarmizegetusa 37/3
Off 414. b-dul Decebal, 3,
Chisinau, MD 2001
Phone +373 22 507137
Fax +373 22 507134
atiuleanu@berhord.com

**ME Montenegro**
Please contact
ES-YU Elektrosistem in Serbia

**MK Macedonia**
ELEKTRO – SMK dooel
UL. III Makedonska brigada b.b.
1000 Skopje
Phone +389 22 460 295
Fax +389 22 460 298
Elektro-smk@telekabel.net.mk

**MT Malta**
E. S. S., Electrical Supplies & Services Ltd
104 J. Sciberras Str.
Hamrun HMR 08
Phone +356 21 255 777
Fax +356 21 255 999
robert@ess.com.mt

**MU Mauritius**
MUBELO Electrical Ltd
Office 26, Gateway building,
St Jean Road, Quatre Bornes
Phone +230 498 6410
Fax +230 467 0989
richard.mubelo@orange.mu

**MX Mexico**
W Interconnections, S.A. DE C.V.
Blvd. Hermanos Serdán No. 698
Col. San Rafael Oriente
Puebla, C.P. 72029
Phone +52 222 22686227
clientes@weidmuller.com.mx

**MY Malaysia**
Connect Plus Technology Sdn Bhd
No. 43, Jalan PJS 11/22,
Bandar Sunway, 46150 Petaling Jaya
Selangor Darul Ehsan
Phone +60 3 5633 7363
Fax +60 3-5633 6562
paul@cptech.com.my
www.cptech.com.my

**NL Netherlands**
Weidmüller Benelux B.V.
Franciscusweg 221
1216 SE Hilversum
Postbus 1505
1200 BM Hilversum
Phone +31 35 6261261
Fax +31 35 6232044
info@weidmuller.nl

**NO Norway**
Siv. Ing. J. F. Knudtzen A/S
Billingstadsletta 97
P.O. Box 160
1378 Nesbru
Phone +47 66 983350
Fax +47 66 980955
firmapost@jfknudtzen.no
www.jfknudtzen.no

**NZ New Zealand**
Cuthbert S. Steward Limited
27 Te Puni Street
POB 38496
Petone, Wellington
Phone +64 4 5686156
Fax +64 4 5686056
info@weidmueller.de

**OM Oman**
DAN INTERNATIONAL LLC.
PO.BOX 2901
111 Seeb
Phone +968 503 677
Fax +968 503 755
yedu@danintl.com

**PE Peru**
TECNOLOGÍA ELÉCTRICA Y SOLUCIONES S.A.C.
Calle Huandoy 501, Lima 32, Peru
Phone / Fax +51 1 562-0004
info@tecsol-peru.com

**Peru**
IMGEPRO DEL PERU S.A.C.
Jr. Arequipa 3410, Lima 31, Peru
Phone / Fax +51 1 569-7678
dbernardo@imgepro.com.pe
www.imgepro.pe

**PH Philippines**
Enclosure Systems Specialists Inc
W-15 La Fuerza Compound
2241 Don Chino Roces Avenue
Makati City 1231
Phone +63 2 813 8580
Fax +63 2 813 8596
sales_encsys@pldtdsl.net

**PK Pakistan**
Kana Controls (Pak)
Apartment No. 33 C III
Chenab Block,
Allama Iqbal Town
Lahore, Pakistan
Phone +92 42 5419948
+92 42 7845160
Fax +92 42 5422895
nadeem@kanapak.com
www.kanapak.com

**PL Poland**
Weidmüller Sp. z o.o.
Ul. Goledzinowska 10
03-302 Warszawa
Phone +48 22 5100940
Fax +48 22 5100941
biuro@weidmuller.com.pl
www.weidmuller.pl

**PT Portugal**
Weidmüller Sistemas de Interface S. A.
Estrada Outeiro Polima, R. Augusto Dias da Silva, Lote B, Esct. 2
2785-515 Abóboda -São Domingos de Rana
Phone +351 21 4459191
Fax +351 21 4455871
www.weidmueller.pt

**QA Qatar**
Doha Motors Trading Co.
(Technical Division)
Post Box No. 145
Airport Road
Doha - Qatar
Phone +974 465 1441
Fax +974 465 0925
dmtctech@qatar.net.qa

**RO Romania**
Rominterface Impex SRL
Str. Gh. Dem Teodorescu 30 A
30916 Bucuresti - sector 3
Phone +40 21 3220230
Fax + 40 21 3228857
office@rominterface.ro

**RS Serbia**
ES-YU Elektrosistem
Pariske komune 41
11070 Novi Beograd, Serbia
Phone +381 11 3018660
Fax +381 11 2693608
esyu@eunet.rs
www.elektrosistem.co.rs

**RU Russia**
Weidmüller Interface GmbH & Co. KG
Representative Office
Warshavskoye highway, 25A, bld. 6
117105 Moscow
Phone +7 4 95 771-6940
Fax +7 4 95 771-6941
info@weidmueller.ru
www.weidmueller.rus

**SA Saudi Arabia**
Al Abdulkarim Holding Co.
P.O Box. 4
Dammam 31411
Phone +9668337110
Fax +9668338242
salehsk@akh.com.sa
www.akte.com.sa

Saudi Electric Supply Co.
P.O. Box 3298
Al Khobar 31952
Phone +966 3 882 9546227
Fax +966 3 882 9547
Safdar.malik@sesco-ge.com

**SE Sweden**
Weidmüller AB
Axel Daniessons väg 271
P.O. box 31025
200 49 Malmö
Phone +46 (0) 7 71 43 00 44
Fax +46 (0) 40 37 48 60
info@weidmuller.se
www.weidmuller.se

**SG Singapore**
Weidmuller Pte. Ltd.
70 Bendemeer Road
#04-03 Luzerne
Singapore 339940
Phone +65 6841 5311
Fax +65 6841 5377
info@weidmuller.com.sg
www.weidmuller.com.sg

**SI Slovenia**
ELEKTROSPOJI d.o.o.
Stegne 25, 1000 Ljubljana
Phone +386 15113810
Fax +386 15111604
info@elektrospoji.si
www.elektrospoji.si

**SK Slovakia**
ELEKTRIS s.r.o.
Elektrárenská 1
83104 Bratislava
Phone +421 2 49200113
Fax +421 2 49200119
weidmueller@computel.sk

**TH Thailand**
Pisanu Engineering Co., Ltd
800/43-45 Soi Trakulsuk
Asoke-dindaeng Road,
Dindaeng, Bangkok 10400
Phone +66 2 245 9113
Fax +66 2 6429220
jayasankar@pisanu.co.th
www.pisanu.co.th

**TN Tunisia**
Please contact
Weidmüller E.U.R.L. in France

**TR Turkey**
Weidmüller Elektronik Ticaret Ltd.
Sirketi
Kavacik Mah. Orhan Veli Kanik Caddesi 9/1
34810 Beykoz – İstanbul
Phone +90 216 5371070 (Pbx)
Fax +90 216 5371077
info@weidmuller.com.tr
www.weidmuller.com.tr

**TW Taiwan**
Fittatek Co., Ltd.
12F No. 185 Fu-Kuo Road,
Tso Ying Dist, Kaohsiung
Phone +886 7 556 0858
Fax +886 7 556 3279
stanley@fittatek.com.tw
www.fittatek.com.tw

**Taiwan**
Eucan Enterprise Ltd.
No. 145 He Ping 2nd Rd
Kaohsiung
Phone +886 7 715 6610
Fax +886 7 715 8748
mark@eucan.com.tw
www.eucan.com.tw

**UA Ukraine**
TEKO INTERFACE ooo
ul. Lewanewskogo 6
03058 Kiev
Phone +38 044 401 09 90
Fax +38 044 401 08 64
weidmueller@tekointerface.com
www.tekointerface.com.ua

**US United States**
W-Interconnections Inc.
821 Southlake Boulevard,
Virginia - Richmond 23236
Phone +1 804 7942877
Fax +1 804 3792593
info@weidmuller.com
www.weidmuller.com

**UY Uruguay**
REWO Uruguay S.A
Av. Bolivia 2001 Esq Rocafuerte
Carrasco Montevideo 11300
Phone / Fax +598 260 48439
clorda@rewouruguay.com.uy

**UZ Uzbekistan**
OOO "Elektro Potential"
Gani Mavljanova str., 2B
100084 Tashkent
Phone +998 98-3003821
Fax +998 71-1249286
mz1958@yandex.ru

**VE Venezuela**
Somerinca C.A.
Quinta Sagrado Corazon de Jesus - 3ra Transversal - Los Dos Caminos,
Caracas 1070 - A
Phone +58 212 2352748
Fax +58 212 2399341
klocmoeller@cantv.net
www.kmsomerinca.com.ve

**VN Vietnam**
AUMI Co., Ltd
E1, La Thanh Hotel,
218 Doi Can Street,
Lieu Giai Ward, Ba Dinh District,
Hanoi City
Phone +84 4762 8601
Fax +84 4266 1391
aumi@aumi.com.vn

Linh Kim Hai Co,. Ltd
78 Hoa Cuc Street Ward 7,
Phu Bhuan District,
Ho Chi Minh City
Phone +84 8517 1717
Fax +84 8517 1818
lkh@linhkimhai.com.vn

New Sky Co., Ltd
44/28 Tan Hai Street,
Ward 13, Tan Binh District,
Ho Chi Minh City
Phone +84 8812 6593
Fax +84 8812 6594
newsky-e@hcm.vnn.vn
www.newsky-e.com

**ZA South Africa**
Phambili Interface (Pty) Ltd
P.O. Box 193, 1609 Johannesburg
5 Bundo Road, Sebenza
1610 Johannesburg, Endenvale
Phone +27 11 452 1930
Fax +27 11 452 6455
sales@weidmuller.co.za
www.radinterface.co.za

**DE Other countries**
Weidmüller Interface GmbH & Co. KG
Postfach 3030
32720 Detmold
Klingenbergstraße 16
32758 Detmold
Phone +49 5231 14-0
Fax +49 5231 14-2083
info@weidmueller.de
www.weidmueller.com



«ЭЛЕКТРО-ПРОФИ» - http://www.ep.ru

We cannot guarantee that there are no mistakes in the publications or software provided by us to the customer for the purpose of making orders. We try our best to quickly correct errors in our printed media.

All orders are based on our general terms of delivery, which can be reviewed on the websites of our group companies where you place your order. On demand we can also send the general terms of delivery to you.





«ЭЛЕКТРО-ПРОФИ» - http://www.ep.ru

# www.weidmueller.com

Argentina
Australia
Austria
Azerbaijan
Bahrain
Belarus
Belgium
Bosnia and Herzegovina
Brazil
Bulgaria
Canada
Chile
China
Colombia
Costa Rica
Croatia
Czech Republic
Denmark
Ecuador
Egypt
Estonia
Finland
France
Germany
Great Britain
Greece
Hong Kong
Hungary
Iceland
India
Indonesia
Iran
Ireland
Israel
Italy
Japan
Jordan
Kazakhstan
Korea
Kuwait
Latvia
Lebanon
Lithuania
Luxembourg
Macedonia
Malaysia
Malta
Mexico
Moldova
Netherlands
New Zealand
Norway
Oman
Pakistan
Peru
Philippines
Poland
Portugal
Qatar
Romania
Russia
Saudi Arabia
Serbia
Singapore
Slovakia
Slovenia
South Africa
Spain
Sweden
Switzerland
Taiwan
Thailand
Tunisia
Turkey
Ukraine
United Arab Emirates
United States
Uruguay
Uzbekistan
Venezuela
Vietnam

Weidmüller is a leading international provider of solutions for electrical connectivity, transmission and conditioning of power, signal and data in industrial environments.

The company with headquarters in Detmold/Germany develops, produces and sells products in the field of electrical connectivity and electronics all over the world. Via a network of application specialists Weidmüller offers engineering services and develops application specific solutions.

The complete product and service portfolio consistently assures both Weidmüller and its customers of competitive advantages and an increase in value.

Order number:
1250030000/04/2011/SMMD

«ЭЛЕКТРО-ПРОФИ» - http://www.ep.ru